



BMCRC-MRO CHAMPIONSHIPS

2024

Round 7
Brands Hatch Indy
21st / 22nd September 2024



Timing & Results Provided by Timing Solutions Ltd

www.tsl-timing.com



**DART MOTORSPORT MRO 600 /
DART MOTORSPORT MRO CLUBMAN 600
/ T3 TONY SCOTT MOTORSPORT MOTO
EVO & STREET EVO**



**BMCRC-MRO Championships - Round 7
Brands Hatch Indy
21st / 22nd September 2024**



Timing & Results Provided by Timing Solutions Ltd

www.tsl-timing.com



BrandsHatch

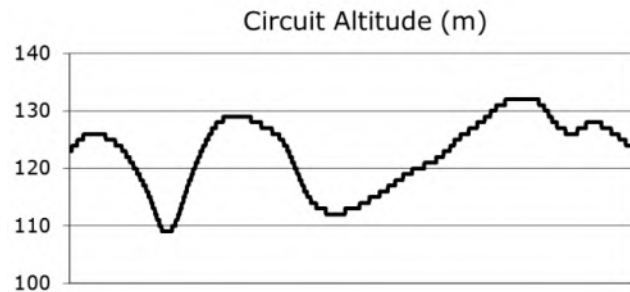
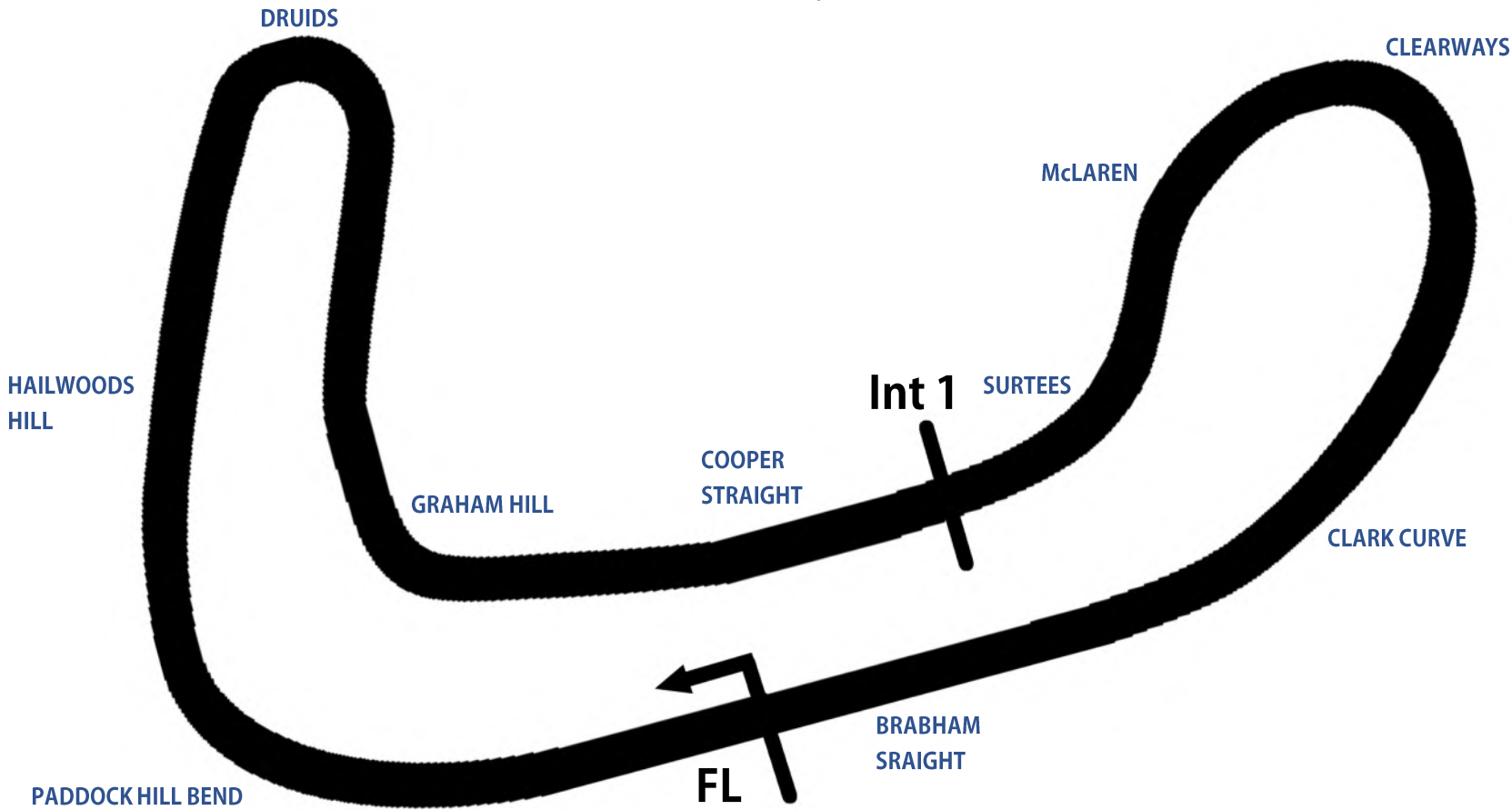
Brands Hatch Indy Circuit

Fawkham, Longfield, Kent, UK




SPORTS TIMING

TIMING SOLUTIONS LTD



Length	1.2079 miles 1.944 km 1944.0 m		
FL		51.36032 N	0.26032 E
Int 1	1112m	51.35934 N	0.25955 E
Pit Entry	1669m	51.35911 N	0.25743 E
Pit Exit	0m after FL	51.36017 N	0.26051 E
Pit Entry - Pit Exit	251m, 18.1s @ 50kph, 15.0s @ 60kph		



BMCRC - MRO Championships 2024 - Rnd 7 @ Brands Hatch Indy

DART MRO 600 inc Clubman 600 & GP2/EVO & Rookie 600

QUALIFYING - CLASSIFICATION

POS	NO	CL	PIC	NAME	ENTRY	TIME	ON	LAPS	GAP	DIFF	MPH
1	47		1	Fenton SEABRIGHT	Yamaha R6 - Fhs racing	48.535	10	10			89.59
2	76		2	Anthony JOHNSON	- INTA MOTORCYCLE SERVICES LTD	48.946	9	11	0.411	0.411	88.84
3	5		3	Luke MACRAE	Triumph 765 - Bournephoto.co.uk	49.043	8	12	0.508	0.097	88.66
4	3		4	Joey LAMBDEN	Kawasaki 636 -	49.276	9	11	0.741	0.233	88.24
5	91		5	Sam HIRST	Kawasaki ZX-636 - Team Valley Racing	49.506	5	10	0.971	0.230	87.83
6	39	C	1	Aaron MONK	Kawasaki NINJA 636 - flyaspfire.co.uk	49.570	11	11	1.035	0.064	87.72
7	212		6	Matt PALLETT	Kawasaki ZX636 - BDA Chartered Architects	49.571	7	10	1.036	0.001	87.72
8	46		7	Glenn WALSH	- Walters Medical	49.741	3	6	1.206	0.170	87.42
9	440	C	2	Elijah EVERTON	Kawasaki NINJA 600 -	49.815	9	12	1.280	0.074	87.29
10	56		8	Michael MILLS	Yamaha R6 - A51 Racing, The Wokingham Bar Compa	50.265	11	11	1.730	0.450	86.51
11	971		9	Jake PACKHAM	Yamaha R6 - Gasoline ally speedshop	50.400	7	11	1.865	0.135	86.28
12	81		10	Fred McMULLAN	Kawasaki ZX636 - Orwell Motorcycles ipswich	50.460	7	12	1.925	0.060	86.17
13	35		11	Kai DICKINSON	Yamaha R6 - Dad	50.731	11	11	2.196	0.271	85.71
14	17		12	Philip BAKER	Yamaha R6 - Ashford Accident Repair Centre Ltd	50.743	11	11	2.208	0.012	85.69
15	531	C	3	Jake KOURTI	Yamaha R6 - Red Mist Ltd/ GK Tree Surgeons Ltd/JWC	50.844	11	12	2.309	0.101	85.52
16	8		13	Dan HELYER	Triumph 675 -	51.038	4	9	2.503	0.194	85.20
17	44		14	James DUTTON	Yamaha R6 - AMR Motorcycles	51.054	7	11	2.519	0.016	85.17
18	28	C	4	Tom WALKER	Yamaha R6 - TRW Racing	51.362	10	10	2.827	0.308	84.66
19	178	600	1	Paul BLOOMFIELD	Yamaha R6 -	51.561	6	9	3.026	0.199	84.33
20	54	C	5	Jake ANDERTON	Yamaha R6 - Hunter Racing	51.596	6	11	3.061	0.035	84.28
21	67	C	6	Edward ANSELL	Triumph 675 - E a Ansell contractors	51.672	10	11	3.137	0.076	84.15
22	115	C	7	Brian MAHER	Yamaha R6 - Spraytech /Espresso Solutions	51.939	11	11	3.404	0.267	83.72
23	138	600	2	Paul COOMBS	Triumph 675R Daytona -	52.014	5	9	3.479	0.075	83.60
24	40	600	3	James LORD	Triumph Street Triple -	52.184	10	11	3.649	0.170	83.33
25	84	C	8	George HIGGINS	Yamaha R6 - Aztec Racing	52.297	11	11	3.762	0.113	83.15
26	165		15	Frank MONTINI	-	52.434	6	11	3.899	0.137	82.93
27	13	600	4	Matthew BENTON	Honda CBR600RR -	52.734	8	11	4.199	0.300	82.46
28	122	600	5	James EGGINTON	Kawasaki ZX6R - Advance Computer Services - www.A	53.047	7	7	4.512	0.313	81.97
29	60	600	6	Dean NEAL	Kawasaki ZX6R 636 - Acute Civil Engineering Ltd	53.372	10	10	4.837	0.325	81.47
30	153	600	7	Aaron HICKMOTT	Kawasaki ZX6R - Me, Myself & I	53.374	9	11	4.839	0.002	81.47
31	281	C	9	Daniel FARLEY	Yamaha R6 BN6 - F-Tech Fire & Electrical Ltd	53.695	9	9	5.160	0.321	80.98
32	998	C	10	Ben RYBICKI	Yamaha R6 - Car events diamondbrite	53.835	6	11	5.300	0.140	80.77
33	124		16	Mark STRUTT	Yamaha R6 - MPS Developments LTD	54.010	6	6	5.475	0.175	80.51
34	888	600	8	Kirt ELLIOTT	Yamaha R6 -	54.156	10	10	5.621	0.146	80.29
35	379	600	9	Jack CROWLEY-MASON	Triumph DAYTONA 675 R -	55.203	7	10	6.668	1.047	78.77
36	910	C	11	Harry GOWER	Triumph DAYTONA 675 - RG Racing	55.581	3	4	7.046	0.378	78.23
37	6	C	12	Gareth FAITH	Kawasaki ZX6R - Sitramoto	55.800	7	9	7.265	0.219	77.93
38	916	C	13	Adam FREWIN	Yamaha R6 - Daniel Parker Motorsport mindset coach	55.960	5	7	7.425	0.160	77.70

Weather / Track : Bright / Dry

Date: 21/09/2024 Start: 09:00 Finish: 09:10

These results are provisional until the conclusion of any judicial and technical matters.

Brands Hatch Indy: 1.2079 miles

Clerk Of Course:	Stewards:	Timekeeper: Richard Evans	
------------------	-----------	---------------------------	--

Results can be found at www.tsl-timing.com

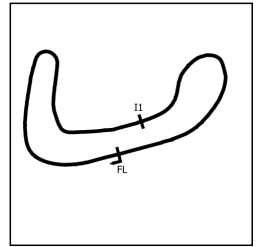
Printed - 09:11 Saturday, 21 September 2024



BMCRC - MRO Championships 2024 - Rnd 7 @ Brands Hatch Indy

DART MRO 600 inc Clubman 600 & GP2/EVO & Rookie 600

QUALIFYING - SECTOR ANALYSIS



SECTOR 1 = FL to I1, SECTOR 2 = I1 to FL, DIFF = Difference To Personal Best Lap, P = Crossed Finish Line in Pit Lane, D = Time Disallowed

P1 47		Fenton SEABRIGHT		Yamaha R6 - Fhs racing		
IDEAL LAP TIME : 48.508		BEST LAP TIME : 48.535		DIFFERENCE : 0.027		
LAP	SECTOR 1	SECTOR 2	LAP TIME	MPH	DIFF	TIME OF DAY
1 -	OUTLAP	20.342	53.668	81.02	5.133	09:03:06.441
2 -	29.635	19.950	49.585	87.69	1.050	09:03:56.026
3 -	29.819	20.449	50.268	86.50	1.733	09:04:46.294
4 -	30.269	19.930	50.199	86.62	1.664	09:05:36.493
5 -	29.133	19.846	48.979 (3)	88.78	0.444	09:06:25.472
6 -	29.448	19.708	49.156	88.46	0.621	09:07:14.628
7 -	29.665	19.986	49.651	87.58	1.116	09:08:04.279
8 -	29.225	19.822	49.047	88.66	0.512	09:08:53.326
9 -	28.854	19.874	48.728 (2)	89.24	0.193	09:09:42.054
10 -	28.881	19.654	48.535 (1)	89.59		09:10:30.589

P2 76		Anthony JOHNSON		- INTA MOTORCYCLE SERVICES LTD		
IDEAL LAP TIME : 48.934		BEST LAP TIME : 48.946		DIFFERENCE : 0.012		
LAP	SECTOR 1	SECTOR 2	LAP TIME	MPH	DIFF	TIME OF DAY
1 -	OUTLAP	21.018	59.404	73.20	10.458	09:02:26.938
2 -	30.444	20.209	50.653	85.85	1.707	09:03:17.591
3 -	29.944	20.552	50.496	86.11	1.550	09:04:08.087
4 -	30.290	20.232	50.522	86.07	1.576	09:04:58.609
5 -	29.407	20.107	49.514 (3)	87.82	0.568	09:05:48.123
6 -	29.184	20.970	50.154	86.70	1.208	09:06:38.277
7 -	34.052	20.349	54.401	79.93	5.455	09:07:32.678
8 -	29.667	19.834	49.501 (2)	87.84	0.555	09:08:22.179
9 -	29.196	19.750	48.946 (1)	88.84		09:09:11.125
10 -	29.964	20.134	50.098	86.80	1.152	09:10:01.223
11 -	29.825	20.293	50.118	86.76	1.172	09:10:51.341

P3 5		Luke MACRAE		Triumph 765 - Bournephoto.co.uk		
IDEAL LAP TIME : 49.043		BEST LAP TIME : 49.043		DIFFERENCE : 0.000		
LAP	SECTOR 1	SECTOR 2	LAP TIME	MPH	DIFF	TIME OF DAY
1 -	31.799	20.819	52.618	82.64	3.575	09:01:30.473
2 -	30.460	20.183	50.643	85.86	1.600	09:02:21.116
3 -	30.268	20.103	50.371	86.33	1.328	09:03:11.487
4 -	30.536	19.859	50.395	86.29	1.352	09:04:01.882
5 -	29.939	19.886	49.825 (3)	87.27	0.782	09:04:51.707
6 -	29.990	20.625	50.615	85.91	1.572	09:05:42.322
7 -	32.137	20.493	52.630	82.62	3.587	09:06:34.952
8 -	29.285	19.758	49.043 (1)	88.66		09:07:23.995
9 -	29.822	20.401	50.223	86.58	1.180	09:08:14.218
10 -	30.525	20.163	50.688	85.79	1.645	09:09:04.906
11 -	29.935	19.947	49.882	87.17	0.839	09:09:54.788
12 -	29.511	19.838	49.349 (2)	88.11	0.306	09:10:44.137

P4 3		Joey LAMB DEN		Kawasaki 636 -		
IDEAL LAP TIME : 49.174		BEST LAP TIME : 49.276		DIFFERENCE : 0.102		
LAP	SECTOR 1	SECTOR 2	LAP TIME	MPH	DIFF	TIME OF DAY
1 -	32.609	20.945	53.554	81.20	4.278	09:02:08.420
2 -	31.390	20.511	51.901	83.78	2.625	09:03:00.321
3 -	31.100	20.591	51.691	84.12	2.415	09:03:52.012
4 -	30.684	20.380	51.064	85.15	1.788	09:04:43.076
5 -	29.950	20.398	50.348	86.37	1.072	09:05:33.424
6 -	30.744	19.924	50.668	85.82	1.392	09:06:24.092
7 -	30.019	19.843	49.862 (3)	87.21	0.586	09:07:13.954
8 -	30.423	20.150	50.573	85.98	1.297	09:08:04.527
9 -	29.528	19.748	49.276 (1)	88.24		09:08:53.803
10 -	29.426	20.680	50.106	86.78	0.830	09:09:43.909
11 -	29.483	19.835	49.318 (2)	88.17	0.042	09:10:33.227

BMCRC - MRO Championships 2024 - Rnd 7 @ Brands Hatch Indy

DART MRO 600 inc Clubman 600 & GP2/EVO & Rookie 600

QUALIFYING - SECTOR ANALYSIS



SECTOR 1 = FL to I1, SECTOR 2 = I1 to FL, DIFF = Difference To Personal Best Lap, P = Crossed Finish Line in Pit Lane, D = Time Disallowed

P5 91		Sam HIRST		Kawasaki ZX-636 - Team Valley Racing			
IDEAL LAP TIME : 49.373		BEST LAP TIME : 49.506		DIFFERENCE : 0.133			
LAP	SECTOR 1	SECTOR 2	LAP TIME	MPH	DIFF	TIME OF DAY	
1 -	31.495	20.717	52.212	83.28	2.706	09:01:31.258	
2 -	30.312	20.325	50.637	85.87	1.131	09:02:21.895	
3 -	30.067	19.995	50.062 (2)	86.86	0.556	09:03:11.957	
4 -	30.290	19.830	50.120 (3)	86.76	0.614	09:04:02.077	
5 -	29.543	19.963	49.506 (1)	87.83		09:04:51.583	
6 -	29.916	IN PIT	1:16.110 P	57.13	26.604	09:06:07.693	
7 -	OUTLAP	20.694	54.543	79.72	5.037	09:07:02.236	
8 -	30.633	20.420	51.053	85.17	1.547	09:07:53.289	
9 -	30.815	20.488	51.303	84.76	1.797	09:08:44.592	
10 -	29.828	20.476	50.304	86.44	0.798	09:09:34.896	

P6 39 C		Aaron MONK		Kawasaki NINJA 636 - flyasptfire.co.uk			
IDEAL LAP TIME : 49.562		BEST LAP TIME : 49.570		DIFFERENCE : 0.008			
LAP	SECTOR 1	SECTOR 2	LAP TIME	MPH	DIFF	TIME OF DAY	
1 -	32.443	21.182	53.625	81.09	4.055	09:02:10.843	
2 -	32.901	20.898	53.799	80.83	4.229	09:03:04.642	
3 -	30.416	20.104	50.520	86.07	0.950	09:03:55.162	
4 -	30.895	20.889	51.784	83.97	2.214	09:04:46.946	
5 -	31.030	19.960	50.990	85.28	1.420	09:05:37.936	
6 -	29.981	20.103	50.084	86.82	0.514	09:06:28.020	
7 -	30.102	20.664	50.766	85.65	1.196	09:07:18.786	
8 -	30.003	20.180	50.183	86.65	0.613	09:08:08.969	
9 -	29.854	19.909	49.763 (2)	87.38	0.193	09:08:58.732	
10 -	29.791	20.161	49.952 (3)	87.05	0.382	09:09:48.684	
11 -	29.653	19.917	49.570 (1)	87.72		09:10:38.254	

P7 212		Matt PALLETT		Kawasaki ZX636 - BDA Chartered Architects			
IDEAL LAP TIME : 49.300		BEST LAP TIME : 49.571		DIFFERENCE : 0.271			
LAP	SECTOR 1	SECTOR 2	LAP TIME	MPH	DIFF	TIME OF DAY	
1 -	31.263	20.885	52.148	83.38	2.577	09:01:30.900	
2 -	30.392	20.438	50.830	85.55	1.259	09:02:21.730	
3 -	30.522	20.028	50.550	86.02	0.979	09:03:12.280	
4 -	30.372	19.737	50.109 (3)	86.78	0.538	09:04:02.389	
5 -	32.074	IN PIT	1:10.291 P	61.86	20.720	09:05:12.680	
6 -	OUTLAP	20.964	55.206	78.77	5.635	09:06:07.886	
7 -	29.584	19.987	49.571 (1)	87.72		09:06:57.457	
8 -	29.563	20.086	49.649 (2)	87.58	0.078	09:07:47.106	
9 -	30.548	19.940	50.488	86.13	0.917	09:08:37.594	
10 -	30.083	20.093	50.176	86.66	0.605	09:09:27.770	

P8 46		Glenn WALSH		- Walters Medical			
IDEAL LAP TIME : 49.741		BEST LAP TIME : 49.741		DIFFERENCE : 0.000			
LAP	SECTOR 1	SECTOR 2	LAP TIME	MPH	DIFF	TIME OF DAY	
1 -	33.225	21.802	55.027	79.02	5.286	09:01:49.910	
2 -	30.442	20.328	50.770 (2)	85.65	1.029	09:02:40.680	
3 -	29.675	20.066	49.741 (1)	87.42		09:03:30.421	
4 -	33.979	IN PIT	1:47.405 P	40.48	57.664	09:05:17.826	
5 -	OUTLAP	20.912	54.426	79.89	4.685	09:06:12.252	
6 -	32.825	20.524	53.349 (3)	81.51	3.608	09:07:05.601	

BMCRC - MRO Championships 2024 - Rnd 7 @ Brands Hatch Indy

DART MRO 600 inc Clubman 600 & GP2/EVO & Rookie 600

QUALIFYING - SECTOR ANALYSIS



SECTOR 1 = FL to I1, SECTOR 2 = I1 to FL, DIFF = Difference To Personal Best Lap, P = Crossed Finish Line in Pit Lane, D = Time Disallowed

P9 440 C		Elijah EVERTON		Kawasaki NINJA 600 -		
IDEAL LAP TIME : 49.815		BEST LAP TIME : 49.815		DIFFERENCE : 0.000		
LAP	SECTOR 1	SECTOR 2	LAP TIME	MPH	DIFF	TIME OF DAY
1 -	30.823	21.056	51.879	83.82	2.064	09:01:31.897
2 -	30.345	20.522	50.867	85.48	1.052	09:02:22.764
3 -	30.312	20.327	50.639 (3)	85.87	0.824	09:03:13.403
4 -	31.020	20.574	51.594	84.28	1.779	09:04:04.997
5 -	30.128	20.651	50.779	85.63	0.964	09:04:55.776
6 -	30.203	20.539	50.742	85.70	0.927	09:05:46.518
7 -	30.062	20.566	50.628 (2)	85.89	0.813	09:06:37.146
8 -	30.601	20.338	50.939	85.36	1.124	09:07:28.085
9 -	29.706	20.109	49.815 (1)	87.29		09:08:17.900
10 -	31.502	21.282	52.784	82.38	2.969	09:09:10.684
11 -	30.657	20.395	51.052	85.17	1.237	09:10:01.736
12 -	32.031	21.033	53.064	81.95	3.249	09:10:54.800

P10 56		Michael MILLS		Yamaha R6 - A51 Racing, The Wokingham Bar Company		
IDEAL LAP TIME : 50.265		BEST LAP TIME : 50.265		DIFFERENCE : 0.000		
LAP	SECTOR 1	SECTOR 2	LAP TIME	MPH	DIFF	TIME OF DAY
1 -	34.525	21.851	56.376	77.13	6.111	09:01:50.977
2 -	33.091	21.296	54.387	79.95	4.122	09:02:45.364
3 -	31.854	20.943	52.797	82.36	2.532	09:03:38.161
4 -	30.518	20.296	50.814	85.57	0.549	09:04:28.975
5 -	30.241	20.316	50.557 (2)	86.01	0.292	09:05:19.532
6 -	30.420	20.369	50.789	85.62	0.524	09:06:10.321
7 -	30.942	20.754	51.696	84.11	1.431	09:07:02.017
8 -	31.112	20.370	51.482	84.46	1.217	09:07:53.499
9 -	30.326	20.290	50.616	85.91	0.351	09:08:44.115
10 -	30.125	20.446	50.571 (3)	85.99	0.306	09:09:34.686
11 -	30.085	20.180	50.265 (1)	86.51		09:10:24.951

P11 971		Jake PACKHAM		Yamaha R6 - Gasoline ally speedshop		
IDEAL LAP TIME : 50.381		BEST LAP TIME : 50.400		DIFFERENCE : 0.019		
LAP	SECTOR 1	SECTOR 2	LAP TIME	MPH	DIFF	TIME OF DAY
1 -	35.769	22.690	58.459	74.38	8.059	09:01:58.412
2 -	34.702	22.608	57.310	75.87	6.910	09:02:55.722
3 -	31.464	21.155	52.619	82.64	2.219	09:03:48.341
4 -	31.024	20.559	51.583	84.30	1.183	09:04:39.924
5 -	30.313	20.641	50.954	85.34	0.554	09:05:30.878
6 -	31.017	21.276	52.293	83.15	1.893	09:06:23.171
7 -	30.102	20.298	50.400 (1)	86.28		09:07:13.571
8 -	31.178	20.481	51.659	84.17	1.259	09:08:05.230
9 -	30.461	20.542	51.003	85.26	0.603	09:08:56.233
10 -	30.476	20.450	50.926 (3)	85.39	0.526	09:09:47.159
11 -	30.566	20.279	50.845 (2)	85.52	0.445	09:10:38.004

P12 81		Fred McMULLAN		Kawasaki ZX636 - Orwell Motorcycles ipswich		
IDEAL LAP TIME : 50.458		BEST LAP TIME : 50.460		DIFFERENCE : 0.002		
LAP	SECTOR 1	SECTOR 2	LAP TIME	MPH	DIFF	TIME OF DAY
1 -	33.206	21.399	54.605	79.63	4.145	09:01:39.898
2 -	31.804	21.078	52.882	82.23	2.422	09:02:32.780
3 -	30.934	20.531	51.465	84.49	1.005	09:03:24.245
4 -	30.605	20.797	51.402	84.59	0.942	09:04:15.647
5 -	30.695	20.194	50.889 (3)	85.45	0.429	09:05:06.536
6 -	30.487	20.397	50.884 (2)	85.46	0.424	09:05:57.420
7 -	30.282	20.178	50.460 (1)	86.17		09:06:47.880
8 -	30.722	20.176	50.898	85.43	0.438	09:07:38.778
9 -	30.602	20.887	51.489	84.45	1.029	09:08:30.267
10 -	31.104	20.632	51.736	84.05	1.276	09:09:22.003
11 -	30.568	20.424	50.992	85.28	0.532	09:10:12.995
12 -	30.907	21.023	51.930	83.73	1.470	09:11:04.925

BMCRC - MRO Championships 2024 - Rnd 7 @ Brands Hatch Indy

DART MRO 600 inc Clubman 600 & GP2/EVO & Rookie 600

QUALIFYING - SECTOR ANALYSIS



SECTOR 1 = FL to I1, SECTOR 2 = I1 to FL, DIFF = Difference To Personal Best Lap, P = Crossed Finish Line in Pit Lane, D = Time Disallowed

P13 35		Kai DICKINSON		Yamaha R6 - Dad		
IDEAL LAP TIME : 50.731		BEST LAP TIME : 50.731		DIFFERENCE : 0.000		
LAP	SECTOR 1	SECTOR 2	LAP TIME	MPH	DIFF	TIME OF DAY
1 -	35.105	22.745	57.850	75.17	7.119	09:01:59.580
2 -	33.798	22.629	56.427	77.06	5.696	09:02:56.007
3 -	32.562	21.762	54.324	80.04	3.593	09:03:50.331
4 -	32.484	22.185	54.669	79.54	3.938	09:04:45.000
5 -	31.817	21.048	52.865	82.25	2.134	09:05:37.865
6 -	30.994	20.608	51.602	84.27	0.871	09:06:29.467
7 -	30.558	20.674	51.232 (2)	84.88	0.501	09:07:20.699
8 -	31.227	21.441	52.668	82.56	1.937	09:08:13.367
9 -	30.500	20.912	51.412 (3)	84.58	0.681	09:09:04.779
10 -	30.935	20.645	51.580	84.30	0.849	09:09:56.359
11 -	30.255	20.476	50.731 (1)	85.71		09:10:47.090

P14 17		Philip BAKER		Yamaha R6 - Ashford Accident Repair Centre Ltd		
IDEAL LAP TIME : 50.736		BEST LAP TIME : 50.743		DIFFERENCE : 0.007		
LAP	SECTOR 1	SECTOR 2	LAP TIME	MPH	DIFF	TIME OF DAY
1 -	35.972	22.694	58.666	74.12	7.923	09:01:50.724
2 -	33.208	21.737	54.945	79.14	4.202	09:02:45.669
3 -	31.897	21.054	52.951	82.12	2.208	09:03:38.620
4 -	31.107	20.657	51.764	84.00	1.021	09:04:30.384
5 -	30.982	20.530	51.512	84.41	0.769	09:05:21.896
6 -	31.016	20.733	51.749	84.03	1.006	09:06:13.645
7 -	30.921	20.558	51.479	84.47	0.736	09:07:05.124
8 -	30.515	20.701	51.216	84.90	0.473	09:07:56.340
9 -	30.569	20.406	50.975 (3)	85.30	0.232	09:08:47.315
10 -	30.582	20.358	50.940 (2)	85.36	0.197	09:09:38.255
11 -	30.378	20.365	50.743 (1)	85.69		09:10:28.998

P15 531 C		Jake KOURTI		Yamaha R6 - Red Mist Ltd/ GK Tree Surgeons Ltd/JWG Motorcy		
IDEAL LAP TIME : 50.807		BEST LAP TIME : 50.844		DIFFERENCE : 0.037		
LAP	SECTOR 1	SECTOR 2	LAP TIME	MPH	DIFF	TIME OF DAY
1 -	33.146	21.231	54.377	79.97	3.533	09:01:35.859
2 -	31.380	20.780	52.160	83.37	1.316	09:02:28.019
3 -	31.098	20.778	51.876	83.82	1.032	09:03:19.895
4 -	30.936	20.625	51.561	84.33	0.717	09:04:11.456
5 -	30.939	20.414	51.353	84.68	0.509	09:05:02.809
6 -	30.543	20.417	50.960 (2)	85.33	0.116	09:05:53.769
7 -	31.048	20.782	51.830	83.90	0.986	09:06:45.599
8 -	30.843	20.424	51.267	84.82	0.423	09:07:36.866
9 -	30.767	20.295	51.062 (3)	85.16	0.218	09:08:27.928
10 -	32.399	21.461	53.860	80.73	3.016	09:09:21.788
11 -	30.580	20.264	50.844 (1)	85.52		09:10:12.632
12 -	31.027	20.836	51.863	83.84	1.019	09:11:04.495

P16 8		Dan HELYER		Triumph 675 -		
IDEAL LAP TIME : 51.038		BEST LAP TIME : 51.038		DIFFERENCE : 0.000		
LAP	SECTOR 1	SECTOR 2	LAP TIME	MPH	DIFF	TIME OF DAY
1 -	33.546	21.634	55.180	78.80	4.142	09:01:40.982
2 -	31.568	20.940	52.508	82.81	1.470	09:02:33.490
3 -	31.248	20.617	51.865	83.84	0.827	09:03:25.355
4 -	30.697	20.341	51.038 (1)	85.20		09:04:16.393
5 -	32.241	20.861	53.102	81.89	2.064	09:05:09.495
6 -	31.393	20.472	51.865	83.84	0.827	09:06:01.360
7 -	30.702	20.446	51.148 (2)	85.02	0.110	09:06:52.508
8 -	37.493	21.061	58.554	74.26	7.516	09:07:51.062
9 -	30.901	20.496	51.397 (3)	84.60	0.359	09:08:42.459

BMCRC - MRO Championships 2024 - Rnd 7 @ Brands Hatch Indy

DART MRO 600 inc Clubman 600 & GP2/EVO & Rookie 600

QUALIFYING - SECTOR ANALYSIS



SECTOR 1 = FL to I1, SECTOR 2 = I1 to FL, DIFF = Difference To Personal Best Lap, P = Crossed Finish Line in Pit Lane, D = Time Disallowed

P17 44		James DUTTON		Yamaha R6 - AMR Motorcycles			
IDEAL LAP TIME : 51.003		BEST LAP TIME : 51.054		DIFFERENCE : 0.051			
LAP	SECTOR 1	SECTOR 2	LAP TIME	MPH	DIFF	TIME OF DAY	
1 -	34.050	22.344	56.394	77.11	5.340	09:01:40.903	
2 -	32.274	21.442	53.716	80.95	2.662	09:02:34.619	
3 -	31.321	20.955	52.276	83.18	1.222	09:03:26.895	
4 -	31.031	20.766	51.797	83.95	0.743	09:04:18.692	
5 -	30.969	20.698	51.667	84.16	0.613	09:05:10.359	
6 -	31.091	20.567	51.658	84.18	0.604	09:06:02.017	
7 -	30.561	20.493	51.054 (1)	85.17		09:06:53.071	
8 -	32.727	21.604	54.331	80.03	3.277	09:07:47.402	
9 -	30.926	20.442	51.368 (3)	84.65	0.314	09:08:38.770	
10 -	33.251	20.777	54.028	80.48	2.974	09:09:32.798	
11 -	30.599	20.471	51.070 (2)	85.14	0.016	09:10:23.868	

P18 28 C		Tom WALKER		Yamaha R6 - TRW Racing			
IDEAL LAP TIME : 51.229		BEST LAP TIME : 51.362		DIFFERENCE : 0.133			
LAP	SECTOR 1	SECTOR 2	LAP TIME	MPH	DIFF	TIME OF DAY	
1 -	OUTLAP	21.426	56.899	76.42	5.537	09:02:11.700	
2 -	32.813	20.900	53.713	80.95	2.351	09:03:05.413	
3 -	31.771	21.104	52.875	82.24	1.513	09:03:58.288	
4 -	31.681	21.251	52.932	82.15	1.570	09:04:51.220	
5 -	31.346	20.735	52.081 (2)	83.49	0.719	09:05:43.301	
6 -	32.192	21.556	53.748	80.90	2.386	09:06:37.049	
7 -	33.341	IN PIT	1:09.631 P	62.45	18.269	09:07:46.680	
8 -	OUTLAP	20.296	52.663	82.57	1.301	09:08:39.343	
9 -	31.509	20.803	52.312 (3)	83.12	0.950	09:09:31.655	
10 -	30.933	20.429	51.362 (1)	84.66		09:10:23.017	

P19 178 600		Paul BLOOMFIELD		Yamaha R6 -			
IDEAL LAP TIME : 51.561		BEST LAP TIME : 51.561		DIFFERENCE : 0.000			
LAP	SECTOR 1	SECTOR 2	LAP TIME	MPH	DIFF	TIME OF DAY	
1 -	33.588	21.687	55.275	78.67	3.714	09:01:36.693	
2 -	32.030	21.132	53.162	81.79	1.601	09:02:29.855	
3 -	32.075	21.200	53.275	81.62	1.714	09:03:23.130	
4 -	31.567	21.021	52.588	82.69	1.027	09:04:15.718	
5 -	31.539	21.460	52.999	82.05	1.438	09:05:08.717	
6 -	30.925	20.636	51.561 (1)	84.33		09:06:00.278	
7 -	31.211	20.802	52.013	83.60	0.452	09:06:52.291	
8 -	31.002	20.832	51.834 (2)	83.89	0.273	09:07:44.125	
9 -	31.162	20.832	51.994 (3)	83.63	0.433	09:08:36.119	

P20 54 C		Jake ANDERTON		Yamaha R6 - Hunter Racing			
IDEAL LAP TIME : 51.476		BEST LAP TIME : 51.596		DIFFERENCE : 0.120			
LAP	SECTOR 1	SECTOR 2	LAP TIME	MPH	DIFF	TIME OF DAY	
1 -	32.902	21.320	54.222	80.19	2.626	09:01:36.234	
2 -	31.795	21.008	52.803	82.35	1.207	09:02:29.037	
3 -	31.343	20.936	52.279	83.18	0.683	09:03:21.316	
4 -	31.413	20.892	52.305	83.13	0.709	09:04:13.621	
5 -	31.693	20.878	52.571	82.71	0.975	09:05:06.192	
6 -	30.920	20.676	51.596 (1)	84.28		09:05:57.788	
7 -	31.061	20.556	51.617 (2)	84.24	0.021	09:06:49.405	
8 -	31.407	20.820	52.227	83.26	0.631	09:07:41.632	
9 -	31.786	20.938	52.724	82.47	1.128	09:08:34.356	
10 -	31.316	20.879	52.195 (3)	83.31	0.599	09:09:26.551	
11 -	31.755	21.465	53.220	81.70	1.624	09:10:19.771	

BMCRC - MRO Championships 2024 - Rnd 7 @ Brands Hatch Indy

DART MRO 600 inc Clubman 600 & GP2/EVO & Rookie 600

QUALIFYING - SECTOR ANALYSIS



SECTOR 1 = FL to I1, SECTOR 2 = I1 to FL, DIFF = Difference To Personal Best Lap, P = Crossed Finish Line in Pit Lane, D = Time Disallowed

P21 67 C		Edward ANSELL		Triumph 675 - E a Ansell contractors		
IDEAL LAP TIME : 51.581		BEST LAP TIME : 51.672		DIFFERENCE : 0.091		
LAP	SECTOR 1	SECTOR 2	LAP TIME	MPH	DIFF	TIME OF DAY
1 -	33.170	21.633	54.803	79.34	3.131	09:02:01.410
2 -	33.954	21.782	55.736	78.02	4.064	09:02:57.146
3 -	32.444	21.563	54.007	80.51	2.335	09:03:51.153
4 -	32.907	21.369	54.276	80.12	2.604	09:04:45.429
5 -	34.171	21.678	55.849	77.86	4.177	09:05:41.278
6 -	33.477	21.816	55.293	78.64	3.621	09:06:36.571
7 -	32.884	20.748	53.632	81.08	1.960	09:07:30.203
8 -	30.935	20.749	51.684 (2)	84.13	0.012	09:08:21.887
9 -	31.035	20.853	51.888 (3)	83.80	0.216	09:09:13.775
10 -	31.026	20.646	51.672 (1)	84.15		09:10:05.447
11 -	31.835	21.527	53.362	81.49	1.690	09:10:58.809

P22 115 C		Brian MAHER		Yamaha R6 - Spraytech /Espresso Solutions		
IDEAL LAP TIME : 51.939		BEST LAP TIME : 51.939		DIFFERENCE : 0.000		
LAP	SECTOR 1	SECTOR 2	LAP TIME	MPH	DIFF	TIME OF DAY
1 -	36.108	22.096	58.204	74.71	6.265	09:02:01.325
2 -	34.194	21.977	56.171	77.41	4.232	09:02:57.496
3 -	33.543	21.466	55.009	79.05	3.070	09:03:52.505
4 -	33.023	21.808	54.831	79.30	2.892	09:04:47.336
5 -	32.497	21.545	54.042	80.46	2.103	09:05:41.378
6 -	33.529	21.709	55.238	78.72	3.299	09:06:36.616
7 -	33.400	21.743	55.143	78.86	3.204	09:07:31.759
8 -	31.478	20.817	52.295	83.15	0.356	09:08:24.054
9 -	31.458	20.601	52.059 (2)	83.53	0.120	09:09:16.113
10 -	31.475	20.735	52.210 (3)	83.29	0.271	09:10:08.323
11 -	31.391	20.548	51.939 (1)	83.72		09:11:00.262

P23 138 600		Paul COOMBS		Triumph 675R Daytona -		
IDEAL LAP TIME : 51.906		BEST LAP TIME : 52.014		DIFFERENCE : 0.108		
LAP	SECTOR 1	SECTOR 2	LAP TIME	MPH	DIFF	TIME OF DAY
1 -	OUTLAP	22.961	1:04.943	66.96	12.929	09:03:10.901
2 -	34.604	21.733	56.337	77.18	4.323	09:04:07.238
3 -	32.334	21.280	53.614	81.10	1.600	09:05:00.852
4 -	31.512	21.058	52.570	82.72	0.556	09:05:53.422
5 -	31.208	20.806	52.014 (1)	83.60		09:06:45.436
6 -	31.763	20.698	52.461 (3)	82.89	0.447	09:07:37.897
7 -	31.397	20.896	52.293 (2)	83.15	0.279	09:08:30.190
8 -	31.570	21.619	53.189	81.75	1.175	09:09:23.379
9 -	31.332	21.375	52.707	82.50	0.693	09:10:16.086

P24 40 600		James LORD		Triumph Street Triple -		
IDEAL LAP TIME : 51.941		BEST LAP TIME : 52.184		DIFFERENCE : 0.243		
LAP	SECTOR 1	SECTOR 2	LAP TIME	MPH	DIFF	TIME OF DAY
1 -	34.362	21.673	56.035	77.60	3.851	09:02:03.281
2 -	32.928	21.452	54.380	79.96	2.196	09:02:57.661
3 -	33.583	21.401	54.984	79.08	2.800	09:03:52.645
4 -	33.993	21.139	55.132	78.87	2.948	09:04:47.777
5 -	32.976	22.347	55.323	78.60	3.139	09:05:43.100
6 -	31.782	21.976	53.758	80.89	1.574	09:06:36.858
7 -	34.204	24.350	58.554	74.26	6.370	09:07:35.412
8 -	31.669	20.526	52.195 (2)	83.31	0.011	09:08:27.607
9 -	31.694	20.518	52.212 (3)	83.28	0.028	09:09:19.819
10 -	31.423	20.761	52.184 (1)	83.33		09:10:12.003
11 -	31.460	20.826	52.286	83.16	0.102	09:11:04.289

BMCRC - MRO Championships 2024 - Rnd 7 @ Brands Hatch Indy

DART MRO 600 inc Clubman 600 & GP2/EVO & Rookie 600

QUALIFYING - SECTOR ANALYSIS



SECTOR 1 = FL to I1, SECTOR 2 = I1 to FL, DIFF = Difference To Personal Best Lap, P = Crossed Finish Line in Pit Lane, D = Time Disallowed

P25 84 C		George HIGGINS		Yamaha R6 - Aztec Racing			
IDEAL LAP TIME : 52.171		BEST LAP TIME : 52.297		DIFFERENCE : 0.126			
LAP	SECTOR 1	SECTOR 2	LAP TIME	MPH	DIFF	TIME OF DAY	
1 -	35.820	23.590	59.410	73.19	7.113	09:01:49.767	
2 -	32.977	21.748	54.725	79.46	2.428	09:02:44.492	
3 -	32.521	21.637	54.158	80.29	1.861	09:03:38.650	
4 -	31.794	21.024	52.818	82.33	0.521	09:04:31.468	
5 -	31.796	21.004	52.800	82.35	0.503	09:05:24.268	
6 -	31.846	21.024	52.870	82.25	0.573	09:06:17.138	
7 -	33.091	21.026	54.117	80.35	1.820	09:07:11.255	
8 -	31.410	20.962	52.372 (2)	83.03	0.075	09:08:03.627	
9 -	31.622	21.082	52.704	82.50	0.407	09:08:56.331	
10 -	31.509	20.868	52.377 (3)	83.02	0.080	09:09:48.708	
11 -	31.303	20.994	52.297 (1)	83.15		09:10:41.005	

P26 165		Frank MONTINI		-			
IDEAL LAP TIME : 52.334		BEST LAP TIME : 52.434		DIFFERENCE : 0.100			
LAP	SECTOR 1	SECTOR 2	LAP TIME	MPH	DIFF	TIME OF DAY	
1 -	36.578	23.201	59.779	72.74	7.345	09:01:51.064	
2 -	34.491	22.292	56.783	76.58	4.349	09:02:47.847	
3 -	33.529	21.259	54.788	79.37	2.354	09:03:42.635	
4 -	33.000	21.516	54.516	79.76	2.082	09:04:37.151	
5 -	34.432	22.582	57.014	76.27	4.580	09:05:34.165	
6 -	31.722	20.712	52.434 (1)	82.93		09:06:26.599	
7 -	31.707	21.067	52.774 (2)	82.40	0.340	09:07:19.373	
8 -	32.433	21.513	53.946	80.61	1.512	09:08:13.319	
9 -	31.742	21.166	52.908 (3)	82.19	0.474	09:09:06.227	
10 -	33.134	21.435	54.569	79.69	2.135	09:10:00.796	
11 -	31.622	21.351	52.973	82.09	0.539	09:10:53.769	

P27 13 600		Matthew BENTON		Honda CBR600RR -			
IDEAL LAP TIME : 52.708		BEST LAP TIME : 52.734		DIFFERENCE : 0.026			
LAP	SECTOR 1	SECTOR 2	LAP TIME	MPH	DIFF	TIME OF DAY	
1 -	36.127	23.373	59.500	73.08	6.766	09:01:50.561	
2 -	32.834	22.336	55.170	78.82	2.436	09:02:45.731	
3 -	32.649	21.935	54.584	79.66	1.850	09:03:40.315	
4 -	32.904	22.001	54.905	79.20	2.171	09:04:35.220	
5 -	32.695	21.753	54.448	79.86	1.714	09:05:29.668	
6 -	32.097	21.572	53.669	81.02	0.935	09:06:23.337	
7 -	33.516	22.014	55.530	78.31	2.796	09:07:18.867	
8 -	31.695	21.039	52.734 (1)	82.46		09:08:11.601	
9 -	31.961	21.445	53.406 (3)	81.42	0.672	09:09:05.007	
10 -	31.943	21.013	52.956 (2)	82.11	0.222	09:09:57.963	
11 -	32.405	21.546	53.951	80.60	1.217	09:10:51.914	

P28 122 600		James EGGINTON		Kawasaki ZX6R - Advance Computer Services - www.ACS.co.uk			
IDEAL LAP TIME : 53.025		BEST LAP TIME : 53.047		DIFFERENCE : 0.022			
LAP	SECTOR 1	SECTOR 2	LAP TIME	MPH	DIFF	TIME OF DAY	
1 -	OUTLAP	22.037	59.610	72.95	6.563	09:02:17.367	
2 -	32.883	21.335	54.218	80.20	1.171	09:03:11.585	
3 -	34.557	21.910	56.467	77.01	3.420	09:04:08.052	
4 -	32.122	21.293	53.415 (3)	81.41	0.368	09:05:01.467	
5 -	32.014	21.498	53.512	81.26	0.465	09:05:54.979	
6 -	31.887	21.164	53.051 (2)	81.97	0.004	09:06:48.030	
7 -	31.909	21.138	53.047 (1)	81.97		09:07:41.077	

BMCRC - MRO Championships 2024 - Rnd 7 @ Brands Hatch Indy

DART MRO 600 inc Clubman 600 & GP2/EVO & Rookie 600

QUALIFYING - SECTOR ANALYSIS



SECTOR 1 = FL to I1, SECTOR 2 = I1 to FL, DIFF = Difference To Personal Best Lap, P = Crossed Finish Line in Pit Lane, D = Time Disallowed

P29 60 600		Dean NEAL		Kawasaki ZX6R 636 - Acute Civil Engineering Ltd			
IDEAL LAP TIME : 53.372		BEST LAP TIME : 53.372		DIFFERENCE : 0.000			
LAP	SECTOR 1	SECTOR 2	LAP TIME	MPH	DIFF	TIME OF DAY	
1 -	36.462	22.768	59.230	73.41	5.858	09:02:01.032	
2 -	34.165	21.929	56.094	77.52	2.722	09:02:57.126	
3 -	33.490	21.495	54.985	79.08	1.613	09:03:52.111	
4 -	33.157	22.491	55.648	78.14	2.276	09:04:47.759	
5 -	32.595	21.702	54.297	80.08	0.925	09:05:42.056	
6 -	33.618	IN PIT	1:15.800	P 57.36	22.428	09:06:57.856	
7 -	OUTLAP	21.655	58.686	74.09	5.314	09:07:56.542	
8 -	32.067	21.625	53.692	(2) 80.99	0.320	09:08:50.234	
9 -	32.061	21.794	53.855	(3) 80.74	0.483	09:09:44.089	
10 -	31.927	21.445	53.372	(1) 81.47		09:10:37.461	

P30 153 600		Aaron HICKMOTT		Kawasaki ZX6R - Me, Myself & I			
IDEAL LAP TIME : 53.374		BEST LAP TIME : 53.374		DIFFERENCE : 0.000			
LAP	SECTOR 1	SECTOR 2	LAP TIME	MPH	DIFF	TIME OF DAY	
1 -	36.155	24.236	1:00.391	72.00	7.017	09:01:49.653	
2 -	33.546	22.415	55.961	77.70	2.587	09:02:45.614	
3 -	32.605	22.327	54.932	79.16	1.558	09:03:40.546	
4 -	33.062	22.137	55.199	78.78	1.825	09:04:35.745	
5 -	32.512	21.713	54.225	(3) 80.19	0.851	09:05:29.970	
6 -	32.429	22.332	54.761	79.41	1.387	09:06:24.731	
7 -	32.464	21.995	54.459	79.85	1.085	09:07:19.190	
8 -	33.149	21.572	54.721	79.46	1.347	09:08:13.911	
9 -	32.119	21.255	53.374	(1) 81.47		09:09:07.285	
10 -	32.634	21.443	54.077	(2) 80.41	0.703	09:10:01.362	
11 -	34.742	22.104	56.846	76.49	3.472	09:10:58.208	

P31 281 C		Daniel FARLEY		Yamaha R6 BN6 - F-Tech Fire & Electrical Ltd			
IDEAL LAP TIME : 53.695		BEST LAP TIME : 53.695		DIFFERENCE : 0.000			
LAP	SECTOR 1	SECTOR 2	LAP TIME	MPH	DIFF	TIME OF DAY	
1 -	36.501	24.360	1:00.861	71.45	7.166	09:01:50.222	
2 -	34.279	22.322	56.601	76.82	2.906	09:02:46.823	
3 -	33.487	22.028	55.515	78.33	1.820	09:03:42.338	
4 -	32.913	21.697	54.610	79.63	0.915	09:04:36.948	
5 -	32.519	21.600	54.119	(2) 80.35	0.424	09:05:31.067	
6 -	33.504	21.805	55.309	78.62	1.614	09:06:26.376	
7 -	32.779	21.767	54.546	79.72	0.851	09:07:20.922	
8 -	32.609	21.539	54.148	(3) 80.30	0.453	09:08:15.070	
9 -	32.314	21.381	53.695	(1) 80.98		09:09:08.765	

P32 998 C		Ben RYBICKI		Yamaha R6 - Car events diamondbrite			
IDEAL LAP TIME : 53.794		BEST LAP TIME : 53.835		DIFFERENCE : 0.041			
LAP	SECTOR 1	SECTOR 2	LAP TIME	MPH	DIFF	TIME OF DAY	
1 -	36.818	22.704	59.522	73.05	5.687	09:01:47.520	
2 -	34.179	22.217	56.396	77.10	2.561	09:02:43.916	
3 -	33.644	22.260	55.904	77.78	2.069	09:03:39.820	
4 -	33.164	21.806	54.970	79.10	1.135	09:04:34.790	
5 -	32.955	21.615	54.570	(2) 79.68	0.735	09:05:29.360	
6 -	32.200	21.635	53.835	(1) 80.77		09:06:23.195	
7 -	33.477	22.022	55.499	78.35	1.664	09:07:18.694	
8 -	32.769	22.171	54.940	79.15	1.105	09:08:13.634	
9 -	33.210	21.594	54.804	79.34	0.969	09:09:08.438	
10 -	32.600	22.143	54.743	(3) 79.43	0.908	09:10:03.181	
11 -	33.986	22.037	56.023	77.62	2.188	09:10:59.204	

BMCRC - MRO Championships 2024 - Rnd 7 @ Brands Hatch Indy

DART MRO 600 inc Clubman 600 & GP2/EVO & Rookie 600

QUALIFYING - SECTOR ANALYSIS



SECTOR 1 = FL to I1, SECTOR 2 = I1 to FL, DIFF = Difference To Personal Best Lap, P = Crossed Finish Line in Pit Lane, D = Time Disallowed

P33 124		Mark STRUTT		Yamaha R6 - MPS Developments LTD			
IDEAL LAP TIME : 54.010		BEST LAP TIME : 54.010		DIFFERENCE : 0.000			
LAP	SECTOR 1	SECTOR 2	LAP TIME	MPH	DIFF	TIME OF DAY	
1 -	37.620	IN PIT	5:18.234	P 13.66	4:24.224	09:06:05.382	
2 -	OUTLAP	23.441	1:02.901	69.13	8.891	09:07:08.283	
3 -	34.452	22.504	56.956	(3) 76.35	2.946	09:08:05.239	
4 -	35.068	22.325	57.393	75.76	3.383	09:09:02.632	
5 -	33.384	21.652	55.036	(2) 79.01	1.026	09:09:57.668	
6 -	32.495	21.515	54.010	(1) 80.51		09:10:51.678	

P34 888 600		Kirt ELLIOTT		Yamaha R6 -			
IDEAL LAP TIME : 54.113		BEST LAP TIME : 54.156		DIFFERENCE : 0.043			
LAP	SECTOR 1	SECTOR 2	LAP TIME	MPH	DIFF	TIME OF DAY	
1 -	35.635	22.716	58.351	74.52	4.195	09:02:01.169	
2 -	33.006	22.162	55.168	78.82	1.012	09:02:56.337	
3 -	32.975	21.765	54.740	79.44	0.584	09:03:51.077	
4 -	32.548	21.861	54.409	(3) 79.92	0.253	09:04:45.486	
5 -	33.683	22.024	55.707	78.06	1.551	09:05:41.193	
6 -	33.491	21.883	55.374	78.53	1.218	09:06:36.567	
7 -	33.361	22.101	55.462	78.40	1.306	09:07:32.029	
8 -	33.351	22.132	55.483	78.37	1.327	09:08:27.512	
9 -	32.722	21.640	54.362	(2) 79.99	0.206	09:09:21.874	
10 -	32.473	21.683	54.156	(1) 80.29		09:10:16.030	

P35 379 600		Jack CROWLEY-MASON		Triumph DAYTONA 675 R -			
IDEAL LAP TIME : 55.173		BEST LAP TIME : 55.203		DIFFERENCE : 0.030			
LAP	SECTOR 1	SECTOR 2	LAP TIME	MPH	DIFF	TIME OF DAY	
1 -	37.177	23.479	1:00.656	71.69	5.453	09:01:52.421	
2 -	36.193	23.088	59.281	73.35	4.078	09:02:51.702	
3 -	34.443	22.380	56.823	76.52	1.620	09:03:48.525	
4 -	34.111	22.409	56.520	76.93	1.317	09:04:45.045	
5 -	33.975	22.010	55.985	77.67	0.782	09:05:41.030	
6 -	33.245	22.034	55.279	(2) 78.66	0.076	09:06:36.309	
7 -	33.275	21.928	55.203	(1) 78.77		09:07:31.512	
8 -	33.587	22.072	55.659	(3) 78.12	0.456	09:08:27.171	
9 -	34.259	22.315	56.574	76.86	1.371	09:09:23.745	
10 -	33.549	22.484	56.033	77.60	0.830	09:10:19.778	

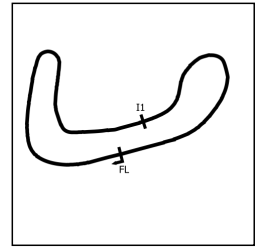
P36 910 C		Harry GOWER		Triumph DAYTONA 675 - RG Racing			
IDEAL LAP TIME : 55.581		BEST LAP TIME : 55.581		DIFFERENCE : 0.000			
LAP	SECTOR 1	SECTOR 2	LAP TIME	MPH	DIFF	TIME OF DAY	
1 -	38.332	23.355	1:01.687	70.49	6.106	09:02:20.228	
2 -	34.776	22.386	57.162	(3) 76.07	1.581	09:03:17.390	
3 -	33.524	22.057	55.581	(1) 78.23		09:04:12.971	
4 -	33.763	22.122	55.885	(2) 77.81	0.304	09:05:08.856	

P37 6 C		Gareth FAITH		Kawasaki ZX6R - Sitramoto			
IDEAL LAP TIME : 55.752		BEST LAP TIME : 55.800		DIFFERENCE : 0.048			
LAP	SECTOR 1	SECTOR 2	LAP TIME	MPH	DIFF	TIME OF DAY	
1 -	OUTLAP	25.167	1:08.991	63.03	13.191	09:03:04.664	
2 -	41.989	24.093	1:06.082	65.80	10.282	09:04:10.746	
3 -	38.635	23.812	1:02.447	69.63	6.647	09:05:13.193	
4 -	37.240	24.047	1:01.287	70.95	5.487	09:06:14.480	
5 -	36.173	22.326	58.499	74.33	2.699	09:07:12.979	
6 -	33.934	22.032	55.966	(2) 77.70	0.166	09:08:08.945	
7 -	33.814	21.986	55.800	(1) 77.93		09:09:04.745	
8 -	34.076	21.938	56.014	(3) 77.63	0.214	09:10:00.759	
9 -	35.047	22.222	57.269	75.93	1.469	09:10:58.028	

BMCRC - MRO Championships 2024 - Rnd 7 @ Brands Hatch Indy

DART MRO 600 inc Clubman 600 & GP2/EVO & Rookie 600

QUALIFYING - SECTOR ANALYSIS



SECTOR 1 = FL to I1, SECTOR 2 = I1 to FL, DIFF = Difference To Personal Best Lap, P = Crossed Finish Line in Pit Lane, D = Time Disallowed

P38 916 C		Adam FREWIN		Yamaha R6 - Daniel Parker Motorsport mindset coach			
IDEAL LAP TIME : 55.740		BEST LAP TIME : 55.960		DIFFERENCE : 0.220			
LAP	SECTOR 1	SECTOR 2	LAP TIME	MPH	DIFF	TIME OF DAY	
1 -	OUTLAP	23.111	1:04.735	67.17	8.775	09:02:56.086	
2 -	36.183	22.486	58.669	74.12	2.709	09:03:54.755	
3 -	35.172	22.142	57.314	75.87	1.354	09:04:52.069	
4 -	34.257	22.263	56.520 (3)	76.93	0.560	09:05:48.589	
5 -	33.936	22.024	55.960 (1)	77.70		09:06:44.549	
6 -	34.386	21.804	56.190 (2)	77.39	0.230	09:07:40.739	
7 -	34.683	21.901	56.584	76.85	0.624	09:08:37.323	

BMCRC - MRO Championships 2024 - Rnd 7 @ Brands Hatch Indy

DART MRO 600 inc Clubman 600 & GP2/EVO & Rookie 600

QUALIFYING - BEST SECTORS

SECTOR 1				SECTOR 2				IDEAL / BEST COMPARISON				
POS	NO	NAME	TIME	NO	NAME	TIME	POS	NO	NAME	IDEAL	BEST	DIFF
1	47	SEABRIGHT	28.854	47	SEABRIGHT	19.654	1	47	SEABRIGHT	48.508	48.535	0.027
2	76	JOHNSON	29.184	212	PALLET	19.737	2	76	JOHNSON	48.934	48.946	0.012
3	5	MACRAE	29.285	3	LAMBDEN	19.748	3	5	MACRAE	49.043	49.043	0.000
4	3	LAMBDEN	29.426	76	JOHNSON	19.750	4	3	LAMBDEN	49.174	49.276	0.102
5	91	HIRST	29.543	5	MACRAE	19.758	5	212	PALLET	49.300	49.571	0.271
6	212	PALLET	29.563	91	HIRST	19.830	6	91	HIRST	49.373	49.506	0.133
7	39	MONK	29.653	39	MONK	19.909	7	39	MONK	49.562	49.570	0.008
8	46	WALSH	29.675	46	WALSH	20.066	8	46	WALSH	49.741	49.741	0.000
9	440	EVERTON	29.706	440	EVERTON	20.109	9	440	EVERTON	49.815	49.815	0.000
10	56	MILLS	30.085	81	McMULLAN	20.176	10	56	MILLS	50.265	50.265	0.000
11	971	PACKHAM	30.102	56	MILLS	20.180	11	971	PACKHAM	50.381	50.400	0.019
12	35	DICKINSON	30.255	531	KOURTI	20.264	12	81	McMULLAN	50.458	50.460	0.002
13	81	McMULLAN	30.282	971	PACKHAM	20.279	13	35	DICKINSON	50.731	50.731	0.000
14	17	BAKER	30.378	28	WALKER	20.296	14	17	BAKER	50.736	50.743	0.007
15	531	KOURTI	30.543	8	HELYER	20.341	15	531	KOURTI	50.807	50.844	0.037
16	44	DUTTON	30.561	17	BAKER	20.358	16	44	DUTTON	51.003	51.054	0.051
17	8	HELYER	30.697	44	DUTTON	20.442	17	8	HELYER	51.038	51.038	0.000
18	54	ANDERTON	30.920	35	DICKINSON	20.476	18	28	WALKER	51.229	51.362	0.133
19	178	BLOOMFIELD	30.925	40	LORD	20.518	19	54	ANDERTON	51.476	51.596	0.120
20	28	WALKER	30.933	115	MAHER	20.548	20	178	BLOOMFIELD	51.561	51.561	0.000
21	67	ANSELL	30.935	54	ANDERTON	20.556	21	67	ANSELL	51.581	51.672	0.091
22	138	COOMBS	31.208	178	BLOOMFIELD	20.636	22	138	COOMBS	51.906	52.014	0.108
23	84	HIGGINS	31.303	67	ANSELL	20.646	23	115	MAHER	51.939	51.939	0.000
24	115	MAHER	31.391	138	COOMBS	20.698	24	40	LORD	51.941	52.184	0.243
25	40	LORD	31.423	165	MONTINI	20.712	25	84	HIGGINS	52.171	52.297	0.126
26	165	MONTINI	31.622	84	HIGGINS	20.868	26	165	MONTINI	52.334	52.434	0.100
27	13	BENTON	31.695	13	BENTON	21.013	27	13	BENTON	52.708	52.734	0.026
28	122	EGGINTON	31.887	122	EGGINTON	21.138	28	122	EGGINTON	53.025	53.047	0.022
29	60	NEAL	31.927	153	HICKMOTT	21.255	29	60	NEAL	53.372	53.372	0.000
30	153	HICKMOTT	32.119	281	FARLEY	21.381	30	153	HICKMOTT	53.374	53.374	0.000
31	998	RYBICKI	32.200	60	NEAL	21.445	31	281	FARLEY	53.695	53.695	0.000
32	281	FARLEY	32.314	124	STRUTT	21.515	32	998	RYBICKI	53.794	53.835	0.041
33	888	ELLIOTT	32.473	998	RYBICKI	21.594	33	124	STRUTT	54.010	54.010	0.000
34	124	STRUTT	32.495	888	ELLIOTT	21.640	34	888	ELLIOTT	54.113	54.156	0.043
35	379	CROWLEY-MASON	33.245	916	FREWIN	21.804	35	379	CROWLEY-MASON	55.173	55.203	0.030
36	910	GOWER	33.524	379	CROWLEY-MASON	21.928	36	910	GOWER	55.581	55.581	0.000
37	6	FAITH	33.814	6	FAITH	21.938	37	916	FREWIN	55.740	55.960	0.220
38	916	FREWIN	33.936	910	GOWER	22.057	38	6	FAITH	55.752	55.800	0.048

BMCRC - MRO Championships 2024 - Rnd 7 @ Brands Hatch Indy

DART MRO 600 inc Clubman 600 & GP2/EVO & Rookie 600

QUALIFYING - STATISTICS

Competitors Started	38
Planned Start	2024-09-21 @ 09:00:00.000
Actual Start	2024-09-21 @ 09:00:12.296
Finish Time	2024-09-21 @ 09:10:14.646
Track Length	1.2079mi.
Total Laps	380
Total Distance Covered	459.0193mi.

Session Fastest Lap History

NO	CL	NAME	LAP TIME	TIME OF DAY	LAP	VEHICLE
5		Luke MACRAE	52.618	09:01:30.473	1	Triumph 765
212		Matt PALLETT	52.148	09:01:30.900	1	Kawasaki ZX636
440	C	Elijah EVERTON	51.879	09:01:31.897	1	Kawasaki NINJA 600
5		Luke MACRAE	50.643	09:02:21.116	2	Triumph 765
91		Sam HIRST	50.637	09:02:21.895	2	Kawasaki ZX-636
5		Luke MACRAE	50.371	09:03:11.487	3	Triumph 765
91		Sam HIRST	50.062	09:03:11.957	3	Kawasaki ZX-636
46		Glenn WALSH	49.741	09:03:30.421	3	
47		Fenton SEABRIGHT	49.585	09:03:56.026	2	Yamaha R6
91		Sam HIRST	49.506	09:04:51.583	5	Kawasaki ZX-636
47		Fenton SEABRIGHT	48.979	09:06:25.472	5	Yamaha R6
76		Anthony JOHNSON	48.946	09:09:11.125	9	
47		Fenton SEABRIGHT	48.728	09:09:42.054	9	Yamaha R6
47		Fenton SEABRIGHT	48.535	09:10:30.589	10	Yamaha R6

Flag History

TYPE	TIME OF DAY
GREEN	09:00:12.296
FINISH	09:10:14.646

Flag Statistics

TYPE	COUNT	TOTAL LAPS	TOTAL TIME
Green	1	12	11:06.285
Red	0	0	0.000
Safety Car	0	0	0.000
FCY	0	0	0.000

BMCRC - MRO Championships 2024 - Rnd 7 @ Brands Hatch Indy

DART MRO 600 inc Clubman 600 & GP2/EVO & Rookie 600

QUALIFYING - STATISTICS

CLASS :

16 Starters

Fastest Lap History

NO	NAME	LAP TIME	TIME OF DAY	LAP	VEHICLE
5	Luke MACRAE	52.618	09:01:30.473	1	Triumph 765
212	Matt PALLETT	52.148	09:01:30.900	1	Kawasaki ZX636
5	Luke MACRAE	50.643	09:02:21.116	2	Triumph 765
91	Sam HIRST	50.637	09:02:21.895	2	Kawasaki ZX-636
5	Luke MACRAE	50.371	09:03:11.487	3	Triumph 765
91	Sam HIRST	50.062	09:03:11.957	3	Kawasaki ZX-636
46	Glenn WALSH	49.741	09:03:30.421	3	
47	Fenton SEABRIGHT	49.585	09:03:56.026	2	Yamaha R6
91	Sam HIRST	49.506	09:04:51.583	5	Kawasaki ZX-636
47	Fenton SEABRIGHT	48.979	09:06:25.472	5	Yamaha R6
76	Anthony JOHNSON	48.946	09:09:11.125	9	
47	Fenton SEABRIGHT	48.728	09:09:42.054	9	Yamaha R6
47	Fenton SEABRIGHT	48.535	09:10:30.589	10	Yamaha R6

BMCRC - MRO Championships 2024 - Rnd 7 @ Brands Hatch Indy

DART MRO 600 inc Clubman 600 & GP2/EVO & Rookie 600

QUALIFYING - STATISTICS

CLASS : C

13 Starters

Fastest Lap History

NO	NAME	LAP TIME	TIME OF DAY	LAP	VEHICLE
440	Elijah EVERTON	51.879	09:01:31.897	1	Kawasaki NINJA 600
440	Elijah EVERTON	50.867	09:02:22.764	2	Kawasaki NINJA 600
440	Elijah EVERTON	50.639	09:03:13.403	3	Kawasaki NINJA 600
39	Aaron MONK	50.520	09:03:55.162	3	Kawsaki NINJA 636
39	Aaron MONK	50.084	09:06:28.020	6	Kawsaki NINJA 636
440	Elijah EVERTON	49.815	09:08:17.900	9	Kawasaki NINJA 600
39	Aaron MONK	49.763	09:08:58.732	9	Kawsaki NINJA 636
39	Aaron MONK	49.570	09:10:38.254	11	Kawsaki NINJA 636

BMCRC - MRO Championships 2024 - Rnd 7 @ Brands Hatch Indy

DART MRO 600 inc Clubman 600 & GP2/EVO & Rookie 600


QUALIFYING - STATISTICS

CLASS : 600

10 Starters

Fastest Lap History

NO	NAME	LAP TIME	TIME OF DAY	LAP	VEHICLE
178	Paul BLOOMFIELD	55.275	09:01:36.693	1	Yamaha R6
178	Paul BLOOMFIELD	53.162	09:02:29.855	2	Yamaha R6
178	Paul BLOOMFIELD	52.588	09:04:15.718	4	Yamaha R6
138	Paul COOMBS	52.570	09:05:53.422	4	Triumph 675R Daytona
178	Paul BLOOMFIELD	51.561	09:06:00.278	6	Yamaha R6



BMCRC - MRO Championships 2024 - Rnd 7 @ Brands Hatch Indy

DART MRO 600 inc Clubman 600 & GP2/EVO & Rookie 600

RACE 1 - GRID (9 Laps)

ROW 10	30 924 Jamie WILSON 55.960	29 916 Adam FREWIN 55.800	28 6 Gareth FAITH
ROW 9	27 910 Harry GOWER 55.581	26 124 Mark STRUTT 54.010	25 998 Ben RYBICKI 53.835
ROW 8	24 281 Daniel FARLEY 53.695	23 165 Frank MONTINI 52.434	22 84 George HIGGINS 52.297
ROW 7	21 115 Brian MAHER 51.939	20 67 Edward ANSELL 51.672	19 54 Jake ANDERTON 51.596
ROW 6	18 28 Tom WALKER 51.362	17 44 James DUTTON 51.054	16 8 Dan HELYER 51.038
ROW 5	15 531 Jake KOURTI 50.844	14 17 Philip BAKER 50.743	13 35 Kai DICKINSON 50.731
ROW 4	12 81 Fred McMULLAN 50.460	11 971 Jake PACKHAM 50.400	10 56 Michael MILLS 50.265
ROW 3	9 440 Elijah EVERTON 49.815	8 46 Glenn WALSH 49.741	7 212 Matt PALLETT 49.571
ROW 2	6 39 Aaron MONK 49.570	5 91 Sam HIRST 49.506	4 3 Joey LAMB DEN 49.276
ROW 1	3 5 Luke MACRAE 49.043	2 76 Anthony JOHNSON 48.946	1 47 Fenton SEABRIGHT 48.535
Pole			

These results are provisional until the conclusion of any judicial and technical matters.


Brands Hatch Indy: 1.2079 miles

Clerk Of Course:	Stewards:	Timekeeper: Richard Evans	
------------------	-----------	---------------------------	--

Results can be found at www.tsl-timing.com

Printed - 09:12 Saturday, 21 September 2024





BMCRC - MRO Championships 2024 - Rnd 7 @ Brands Hatch Indy

DART MRO 600 inc Clubman 600 & GP2/EVO & Rookie 600

RACE 1 - CLASSIFICATION - AMENDED

Race Distance: 9 Laps / 10.87 miles

POS	NO	CL	PIC	NAME	ENTRY	LAPS	TIME	GAP	DIFF	MPH	BEST	ON	GRD	↑↓
1	47		1	Fenton SEABRIGHT	Yamaha R6 - Fhs racing	9	7:30.387			86.89	48.519	7	1	0
2	76		2	Anthony JOHNSON	- INTA MOTORCYCLE SERVICES LTD	9	7:31.392	1.005	1.005	86.70	48.183	7	2	0
3	91		3	Sam HIRST	Kawasaki ZX-636 - Team Valley Racing	9	7:35.229	4.842	3.837	85.97	49.253	6	5	2
4	3		4	Joey LAMBDEN	Kawasaki 636 -	9	7:36.212	5.825	0.983	85.78	49.235	7	4	0
5	212		5	Matt PALLETT	Kawasaki ZX636 - BDA Chartered Architects	9	7:37.087	6.700	0.875	85.62	49.294	8	7	2
6	5*		6	Luke MACRAE	Triumph 765 - Bourmephoto.co.uk	9	7:42.127	11.740	5.040	84.68	48.925	7	3	-3
7	39	C	1	Aaron MONK	Kawsaki NINJA 636 - flyaspitfire.co.uk	9	7:43.745	13.358	1.618	84.39	50.341	9	6	-1
8	440	C	2	Elijah EVERTON	Kawasaki NINJA 600 -	9	7:44.726	14.339	0.981	84.21	50.438	8	9	1
9	56		7	Michael MILLS	Yamaha R6 - A51 Racing, The Wokingham Bar Company	9	7:46.969	16.582	2.243	83.81	49.732	8	10	1
10	46		8	Glenn WALSH	- Walters Medical	9	7:47.260	16.873	0.291	83.75	49.412	9	8	-2
11	35		9	Kai DICKINSON	Yamaha R6 - Dad	9	7:48.569	18.182	1.309	83.52	50.065	8	13	2
12	531	C	3	Jake KOURTI	Yamaha R6 - Red Mist Ltd/ GK Tree Surgeons Ltd/JWG Mot	9	7:53.148	22.761	4.579	82.71	50.877	9	15	3
13	8		10	Dan HELYER	Triumph 675 -	9	7:53.894	23.507	0.746	82.58	50.966	5	16	3
14	17		11	Philip BAKER	Yamaha R6 - Ashford Accident Repair Centre Ltd	9	8:05.247	34.860	11.353	80.65	52.594	9	14	0
15	54	C	4	Jake ANDERTON	Yamaha R6 - Hunter Racing	9	8:05.814	35.427	0.567	80.56	52.315	8	19	4
16	44		12	James DUTTON	Yamaha R6 - AMR Motorcycles	9	8:05.860	35.473	0.046	80.55	52.244	9	17	1
17	67	C	5	Edward ANSELL	Triumph 675 - E a Ansell contractors	9	8:06.610	36.223	0.750	80.42	51.999	9	20	3
18	81		13	Fred McMULLAN	Kawasaki ZX636 - Orwell Motorcycles ipswich	9	8:11.379	40.992	4.769	79.64	53.161	6	12	-6
19	84	C	6	George HIGGINS	Yamaha R6 - Aztec Racing	9	8:11.543	41.156	0.164	79.62	53.175	6	22	3
20	97		14	Alex MANN *	Kawasaki ER6N - ME	9	8:12.399	42.012	0.856	79.48	52.646	9		
21	28*	C	7	Tom WALKER	Yamaha R6 - TRW Racing	9	8:14.757	44.370	2.358	79.10	51.822	9	18	-3
22	115*	C	8	Brian MAHER	Yamaha R6 - Spraytech /Espresso Solutions	9	8:15.496	45.109	0.739	78.98	52.223	9	21	-1
23	124		15	Mark STRUTT	Yamaha R6 - MPS Developments LTD	9	8:22.438	52.051	6.942	77.89	54.030	6	26	3
24	281	C	9	Daniel FARLEY	Yamaha R6 BN6 - F-Tech Fire & Electrical Ltd	8	7:31.706	1 Lap	1 Lap	77.01	54.177	7	24	0
25	910	C	10	Harry GOWER	Triumph DAYTONA 675 - RG Racing	8	7:33.766	1 Lap	2.060	76.66	54.493	7	27	2
26	165	C	11	Frank MONTINI	-	8	7:43.250	1 Lap	9.484	75.09	55.823	8	23	-3
27	998	C	12	Ben RYBICKI	Yamaha R6 - Car events diamondbrite	8	7:43.664	1 Lap	0.414	75.03	55.302	8	25	-2

NOT CLASSIFIED

DNF	916	C		Adam FREWIN	Yamaha R6 - Daniel Parker Motorsport mindset coach	6	5:45.474	3 Laps	2 Laps	75.52	55.480	4	29	
DNF	6	C		Gareth FAITH	Kawasaki ZX6R - Sitramoto	2	2:07.216	7 Laps	4 Laps	68.36	58.733	2	28	
DNF	971			Jake PACKHAM	Yamaha R6 - Gasoline ally speedshop	0							11	

FASTEST LAP

76	Anthony JOHNSON	- INTA MOTORCYCLE SERVICES LTD	7	48.183	90.25 mph	145.24 kph
39	C Aaron MONK	Kawasaki NINJA 636 - flyaspitfire.co.uk	9	50.341	86.38 mph	139.01 kph

Comments:Amended - Correction to 910 & 916

#5 - 10 Second penalty - Overtaking under Yellows - Clearways
 #28 - 10 Second penalty - Overtaking under Yellows - Clearways
 #115 - 10 Second penalty - Overtaking under Yellows - Clearways
 Class - 92.5% of Race Speed = 80.37 mph
 Class C - 92.5% of Race Speed = 78.06 mph

Weather / Track : Bright / Dry

Date: 21/09/2024 Start: 11:25 Finish: 11:33

These results are provisional until the conclusion of any judicial and technical matters.

Brands Hatch Indy: 1.2079 miles

Clerk Of Course:	Stewards:	Timekeeper: Richard Evans	
------------------	-----------	---------------------------	--

Results can be found at www.tsl-timing.com

Printed - 13:38 Saturday, 21 September 2024



BMCRC - MRO Championships 2024 - Rnd 7 @ Brands Hatch Indy

DART MRO 600 inc Clubman 600 & GP2/EVO & Rookie 600

RACE 1 - LAP CHART

LAP 1 @ 11:26:50.705			LAP 3 @ 11:28:31.293			LAP 5 @ 11:30:09.508			LAP 7 @ 11:31:47.064			LAP 8 @ 11:32:36.025		
NO	BEHIND	LAP TIME	NO	BEHIND	LAP TIME	NO	BEHIND	LAP TIME	NO	BEHIND	LAP TIME	NO	BEHIND	LAP TIME
47		56.207	47		49.668	47		49.097	47		48.519	47		48.961
76	0.017	56.224	76	0.171	49.810	5	0.485	49.310	76	0.231	48.183	76	0.799	49.529
91	0.064	56.271	5	0.250	49.854	76	0.803	49.749	5	1.102	48.925	5	1.507	49.366
5	0.156	56.363	91	1.172	50.654	91	2.063	49.361	91	3.063	49.303	91	4.308	50.206
212	0.284	56.491	3	1.518	50.296	3	2.847	49.831	3	3.921	49.235	3	5.357	50.397
3	0.764	56.971	212	1.973	50.574	212	3.774	49.984	212	5.894	49.529	165	1 Lap	56.063
39	0.856	57.063	39	2.931	51.241	39	6.372	51.018	39	10.224	50.635	212	6.227	49.294
440	1.516	57.723	440	3.445	51.035	440	6.905	50.540	440	10.476	50.653	998	1 Lap	56.750
35	2.798	59.005	35	7.466	52.285	56	12.138	50.714	56	14.653	49.856	39	11.877	50.614
56	3.138	59.345	56	7.996	52.413	35	12.459	51.280	46	15.446	49.836	440	11.953	50.438
46	3.248	59.455	46	8.050	52.263	46	12.662	51.170	35	15.843	50.307	56	15.424	49.732
17	3.677	59.884	531	9.557	52.092	531	14.063	51.248	531	18.691	51.116	46	16.321	49.836
81	3.791	59.998	8	10.321	51.880	8	14.337	50.966	8	19.030	51.097	35	16.947	50.065
531	4.008	1:00.215	17	11.040	53.801	17	19.613	53.338	17	27.478	52.610	531	20.744	51.014
44	4.355	1:00.562	44	11.737	53.155	44	20.485	53.565	28	27.742	52.501	8	21.203	51.134
67	4.804	1:01.011	115	12.191	53.476	28	20.639	53.136	115	28.397	52.476	17	31.126	52.609
8	5.261	1:01.468	81	12.247	53.769	115	20.730	53.541	44	28.483	52.683	28	31.408	52.627
115	5.324	1:01.531	28	12.358	53.149	54	20.907	53.015	54	28.559	52.456	115	31.746	52.310
28	5.456	1:01.663	54	12.619	53.087	67	21.096	52.955	67	28.663	52.294	54	31.913	52.315
84	5.784	1:01.991	67	12.898	53.127	81	21.861	53.965	81	31.238	53.772	44	32.089	52.567
54	5.997	1:02.204	84	13.435	53.471	84	22.187	53.673	84	31.515	53.709	67	33.084	53.382
97	7.708	1:03.915	97	16.227	54.253	97	25.374	53.646	97	34.433	53.260	81	35.831	53.554
124	8.879	1:05.086	124	19.109	55.029	124	30.510	54.379	124	41.187	54.203	84	36.141	53.587
165	9.083	1:05.290	281	21.113	55.471	281	33.315	55.398	281	44.584	54.177	97	38.226	52.754
281	9.149	1:05.356	916	21.349	55.571	910	34.180	54.715	910	45.723	54.493	124	46.264	54.038
910	9.289	1:05.496	910	22.350	55.986	165	39.636	56.859						
916	9.488	1:05.695	165	23.678	56.432	998	39.880	56.341						
998	10.909	1:07.116	998	24.716	56.247									
6	12.276	1:08.483												

LAP 2 @ 11:27:41.625			LAP 4 @ 11:29:20.411			LAP 6 @ 11:30:58.545			LAP 9 @ 11:33:24.885		
NO	BEHIND	LAP TIME	NO	BEHIND	LAP TIME	NO	BEHIND	LAP TIME	NO	BEHIND	LAP TIME
47		50.920	47		49.118	47		49.037	47		48.860
76	0.029	50.932	76	0.151	49.098	76	0.567	48.801	76	1.005	49.066
5	0.064	50.828	5	0.272	49.140	5	0.696	49.248	281	1 Lap	54.556
91	0.186	51.042	91	1.799	49.745	91	2.279	49.253	5	1.740	49.093
3	0.890	51.046	3	2.113	49.713	3	3.205	49.395	910	1 Lap	55.477
212	1.067	51.703	212	2.887	50.032	212	4.884	50.147	91	4.842	49.394
39	1.358	51.422	39	4.451	50.638	39	8.108	50.773			
440	2.078	51.482	440	5.462	51.135	440	8.342	50.474			
35	4.849	52.971	35	10.276	51.928	56	13.316	50.215			
56	5.251	53.033	56	10.521	51.643	35	14.055	50.633			
46	5.455	53.127	46	10.589	51.657	46	14.129	50.504			
17	6.907	54.150	531	11.912	51.473	531	16.094	51.068			
531	7.133	54.045	8	12.468	51.265	8	16.452	51.152			
8	8.109	53.768	17	15.372	53.450	17	23.387	52.811			
81	8.146	55.275	44	16.017	53.398	28	23.760	52.158			
44	8.250	54.815	115	16.286	53.213	44	24.319	52.871			
115	8.383	53.979	28	16.600	53.360	115	24.440	52.747			
28	8.877	54.341	54	16.989	53.488	54	24.622	52.752			
54	9.200	54.123	81	16.993	53.864	67	24.888	52.829			
67	9.439	55.555	67	17.238	53.458	81	25.985	53.161			
84	9.632	54.768	84	17.611	53.294	84	26.325	53.175			
97	11.642	54.854	97	20.825	53.716	97	29.692	53.355			
124	13.748	55.789	124	25.228	55.237	124	35.503	54.030			
281	15.310	57.081	281	27.014	55.019	281	38.926	54.648			
916	15.446	56.878	916	27.711	55.480	910	39.749	54.606			
910	16.032	57.663	910	28.562	55.330	916	41.427	55.977			
165	16.914	58.751	165	31.874	57.314	165	47.317	56.718			
998	18.137	58.148	998	32.636	57.038	998	47.565	56.722			
6	20.089	58.733									

Weather / Track : Bright / Dry

Brands Hatch Indy: 1.2079 miles
Date: 21/09/2024 Start: 11:25 Finish: 11:33

Results can be found at www.tsl-timing.com

Printed - 13:39 Saturday, 21 September 2024

BMCRC - MRO Championships 2024 - Rnd 7 @ Brands Hatch Indy

DART MRO 600 inc Clubman 600 & GP2/EVO & Rookie 600

RACE 1 - POSITION CHART

No	Name	Lap											
		Pos	1	2	3	4	5	6	7	8	9		
47	SEABRIGHT	1	47	47	47	47	47	47	47	47	47	47	47
76	JOHNSON	2	76	76	76	76	5	76	76	76	76	76	76
5	MACRAE	3	91	5	5	5	76	5	5	5	5	5	5
3	LAMB DEN	4	5	91	91	91	91	91	91	91	91	91	91
91	HIRST	5	212	3	3	3	3	3	3	3	3	3	3
39	MONK	6	3	212	212	212	212	212	212	212	212	212	212
212	PALLET T	7	39	39	39	39	39	39	39	39	39	39	39
46	WALSH	8	440	440	440	440	440	440	440	440	440	440	440
440	EVERTON	9	35	35	35	35	56	56	56	56	56	56	56
56	MILLS	10	56	56	56	56	35	35	46	46	46	46	46
971	PACKHAM	11	46	46	46	46	46	46	35	35	35	35	35
81	McMULLAN	12	17	17	531	531	531	531	531	531	531	531	531
35	DICKINSON	13	81	531	8	8	8	8	8	8	8	8	8
17	BAKER	14	531	8	17	17	17	17	17	17	17	17	28
531	KOURTI	15	44	81	44	44	44	28	28	28	28	17	17
8	HELYER	16	67	44	115	115	28	44	115	115	115	115	115
44	DUTTON	17	8	115	81	28	115	115	44	54	54	54	54
28	WALKER	18	115	28	28	54	54	54	54	44	44	44	44
54	ANDERTON	19	28	54	54	81	67	67	67	67	67	67	67
67	ANSELL	20	84	67	67	67	81	81	81	81	81	81	81
115	MAHER	21	54	84	84	84	84	84	84	84	84	84	84
84	HIGGINS	22	97	97	97	97	97	97	97	97	97	97	97
165	MONTINI	23	124	124	124	124	124	124	124	124	124	124	124
281	FARLEY	24	165	281	281	281	281	281	281	281	281	281	281
998	RYBICKI	25	281	916	916	916	910	910	910	910	910	910	910
124	STRUTT	26	910	910	910	910	916	916	165	165	165	165	165
910	GOWER	27	916	165	165	165	165	165	165	998	998	998	998
6	FAITH	28	998	998	998	998	998	998	998	998	998	998	998
916	FREWIN	29	6	6									
97	MANN *	30											

BMCRC - MRO Championships 2024 - Rnd 7 @ Brands Hatch Indy

DART MRO 600 inc Clubman 600 & GP2/EVO & Rookie 600

RACE 1 - SECTOR ANALYSIS



SECTOR 1 = FL to I1, SECTOR 2 = I1 to FL, DIFF = Difference To Personal Best Lap, P = Crossed Finish Line in Pit Lane, D = Time Disallowed

P1 47		Fenton SEABRIGHT		Yamaha R6 - Fhs racing			
IDEAL LAP TIME : 48.519		BEST LAP TIME : 48.519		DIFFERENCE : 0.000			
LAP	SECTOR 1	SECTOR 2	LAP TIME	MPH	DIFF	TIME OF DAY	
1 -		21.377	56.207	77.36	7.688	11:26:50.705	
2 -	29.824	21.096	50.920	85.40	2.401	11:27:41.625	
3 -	29.276	20.392	49.668	87.55	1.149	11:28:31.293	
4 -	28.995	20.123	49.118	88.53	0.599	11:29:20.411	
5 -	29.106	19.991	49.097	88.57	0.578	11:30:09.508	
6 -	29.056	19.981	49.037	88.68	0.518	11:30:58.545	
7 -	28.774	19.745	48.519 (1)	89.62		11:31:47.064	
8 -	29.035	19.926	48.961 (3)	88.81	0.442	11:32:36.025	
9 -	28.934	19.926	48.860 (2)	89.00	0.341	11:33:24.885	

P2 76		Anthony JOHNSON		- INTA MOTORCYCLE SERVICES LTD			
IDEAL LAP TIME : 48.183		BEST LAP TIME : 48.183		DIFFERENCE : 0.000			
LAP	SECTOR 1	SECTOR 2	LAP TIME	MPH	DIFF	TIME OF DAY	
1 -		21.512	56.224	77.34	8.041	11:26:50.722	
2 -	29.742	21.190	50.932	85.38	2.749	11:27:41.654	
3 -	29.519	20.291	49.810	87.30	1.627	11:28:31.464	
4 -	29.106	19.992	49.098	88.56	0.915	11:29:20.562	
5 -	29.661	20.088	49.749	87.41	1.566	11:30:10.311	
6 -	29.154	19.647	48.801 (2)	89.10	0.618	11:30:59.112	
7 -	28.631	19.552	48.183 (1)	90.25		11:31:47.295	
8 -	29.231	20.298	49.529	87.79	1.346	11:32:36.824	
9 -	29.279	19.787	49.066 (3)	88.62	0.883	11:33:25.890	

P3 91		Sam HIRST		Kawasaki ZX-636 - Team Valley Racing			
IDEAL LAP TIME : 49.251		BEST LAP TIME : 49.253		DIFFERENCE : 0.002			
LAP	SECTOR 1	SECTOR 2	LAP TIME	MPH	DIFF	TIME OF DAY	
1 -		21.107	56.271	77.27	7.018	11:26:50.769	
2 -	30.142	20.900	51.042	85.19	1.789	11:27:41.811	
3 -	30.235	20.419	50.654	85.84	1.401	11:28:32.465	
4 -	29.648	20.097	49.745	87.41	0.492	11:29:22.210	
5 -	29.387	19.974	49.361 (3)	88.09	0.108	11:30:11.571	
6 -	29.343	19.910	49.253 (1)	88.29		11:31:00.824	
7 -	29.361	19.942	49.303 (2)	88.20	0.050	11:31:50.127	
8 -	29.541	20.665	50.206	86.61	0.953	11:32:40.333	
9 -	29.486	19.908	49.394	88.03	0.141	11:33:29.727	

P4 3		Joey LAMB DEN		Kawasaki 636 -			
IDEAL LAP TIME : 49.228		BEST LAP TIME : 49.235		DIFFERENCE : 0.007			
LAP	SECTOR 1	SECTOR 2	LAP TIME	MPH	DIFF	TIME OF DAY	
1 -		21.043	56.971	76.33	7.736	11:26:51.469	
2 -	30.175	20.871	51.046	85.18	1.811	11:27:42.515	
3 -	29.862	20.434	50.296	86.46	1.061	11:28:32.811	
4 -	29.504	20.209	49.713	87.47	0.478	11:29:22.524	
5 -	29.749	20.082	49.831	87.26	0.596	11:30:12.355	
6 -	29.445	19.950	49.395 (3)	88.03	0.160	11:31:01.750	
7 -	29.348	19.887	49.235 (1)	88.32		11:31:50.985	
8 -	29.596	20.801	50.397	86.28	1.162	11:32:41.382	
9 -	29.448	19.880	49.328 (2)	88.15	0.093	11:33:30.710	

BMCRC - MRO Championships 2024 - Rnd 7 @ Brands Hatch Indy

DART MRO 600 inc Clubman 600 & GP2/EVO & Rookie 600

RACE 1 - SECTOR ANALYSIS



SECTOR 1 = FL to I1, SECTOR 2 = I1 to FL, DIFF = Difference To Personal Best Lap, P = Crossed Finish Line in Pit Lane, D = Time Disallowed

P5		212		Matt PALLETT		Kawasaki ZX636 - BDA Chartered Architects	
IDEAL LAP TIME : 49.052		BEST LAP TIME : 49.294		DIFFERENCE : 0.242			
LAP	SECTOR 1	SECTOR 2	LAP TIME	MPH	DIFF	TIME OF DAY	
1 -		20.990	56.491	76.97	7.197	11:26:50.989	
2 -	30.870	20.833	51.703	84.10	2.409	11:27:42.692	
3 -	30.082	20.492	50.574	85.98	1.280	11:28:33.266	
4 -	29.798	20.234	50.032	86.91	0.738	11:29:23.298	
5 -	29.701	20.283	49.984	86.99	0.690	11:30:13.282	
6 -	29.785	20.362	50.147	86.71	0.853	11:31:03.429	
7 -	29.417	20.112	49.529 (3)	87.79	0.235	11:31:52.958	
8 -	29.199	20.095	49.294 (1)	88.21		11:32:42.252	
9 -	29.480	19.853	49.333 (2)	88.14	0.039	11:33:31.585	

P6		5		Luke MACRAE		Triumph 765 - Bournphoto.co.uk	
IDEAL LAP TIME : 48.778		BEST LAP TIME : 48.925		DIFFERENCE : 0.147			
LAP	SECTOR 1	SECTOR 2	LAP TIME	MPH	DIFF	TIME OF DAY	
1 -		20.523	56.363	77.15	7.438	11:26:50.861	
2 -	30.167	20.661	50.828	85.55	1.903	11:27:41.689	
3 -	29.793	20.061	49.854	87.22	0.929	11:28:31.543	
4 -	29.456	19.684	49.140 (3)	88.49	0.215	11:29:20.683	
5 -	29.365	19.945	49.310	88.18	0.385	11:30:09.993	
6 -	29.764	19.484	49.248	88.30	0.323	11:30:59.241	
7 -	29.295	19.630	48.925 (1)	88.88		11:31:48.166	
8 -	29.694	19.672	49.366	88.08	0.441	11:32:37.532	
9 -	29.294	19.799	49.093 (2)	88.57	0.168	11:33:26.625	

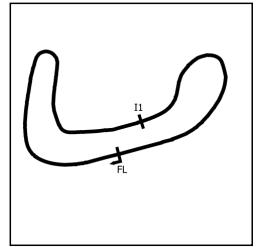
P7		39 C		Aaron MONK		Kawasaki NINJA 636 - flyaspitfire.co.uk	
IDEAL LAP TIME : 50.304		BEST LAP TIME : 50.341		DIFFERENCE : 0.037			
LAP	SECTOR 1	SECTOR 2	LAP TIME	MPH	DIFF	TIME OF DAY	
1 -		20.974	57.063	76.20	6.722	11:26:51.561	
2 -	30.474	20.948	51.422	84.56	1.081	11:27:42.983	
3 -	30.685	20.556	51.241	84.86	0.900	11:28:34.224	
4 -	30.196	20.442	50.638	85.87	0.297	11:29:24.862	
5 -	30.283	20.735	51.018	85.23	0.677	11:30:15.880	
6 -	30.215	20.558	50.773	85.64	0.432	11:31:06.653	
7 -	30.153	20.482	50.635 (3)	85.88	0.294	11:31:57.288	
8 -	30.145	20.469	50.614 (2)	85.91	0.273	11:32:47.902	
9 -	30.182	20.159	50.341 (1)	86.38		11:33:38.243	

P8		440 C		Elijah EVERTON		Kawasaki NINJA 600 -	
IDEAL LAP TIME : 50.337		BEST LAP TIME : 50.438		DIFFERENCE : 0.101			
LAP	SECTOR 1	SECTOR 2	LAP TIME	MPH	DIFF	TIME OF DAY	
1 -		21.404	57.723	75.33	7.285	11:26:52.221	
2 -	30.412	21.070	51.482	84.46	1.044	11:27:43.703	
3 -	30.238	20.797	51.035	85.20	0.597	11:28:34.738	
4 -	30.167	20.968	51.135	85.04	0.697	11:29:25.873	
5 -	30.115	20.425	50.540 (3)	86.04	0.102	11:30:16.413	
6 -	30.179	20.295	50.474 (2)	86.15	0.036	11:31:06.887	
7 -	30.340	20.313	50.653	85.85	0.215	11:31:57.540	
8 -	30.216	20.222	50.438 (1)	86.21		11:32:47.978	
9 -	30.639	20.607	51.246	84.85	0.808	11:33:39.224	

BMCRC - MRO Championships 2024 - Rnd 7 @ Brands Hatch Indy

DART MRO 600 inc Clubman 600 & GP2/EVO & Rookie 600

RACE 1 - SECTOR ANALYSIS



SECTOR 1 = FL to I1, SECTOR 2 = I1 to FL, DIFF = Difference To Personal Best Lap, P = Crossed Finish Line in Pit Lane, D = Time Disallowed

P9 56		Michael MILLS		Yamaha R6 - A51 Racing, The Wokingham Bar Company			
IDEAL LAP TIME : 49.665		BEST LAP TIME : 49.732		DIFFERENCE : 0.067			
LAP	SECTOR 1	SECTOR 2	LAP TIME	MPH	DIFF	TIME OF DAY	
1 -		22.367	59.345	73.27	9.613	11:26:53.843	
2 -	31.078	21.955	53.033	81.99	3.301	11:27:46.876	
3 -	30.646	21.767	52.413	82.96	2.681	11:28:39.289	
4 -	30.342	21.301	51.643	84.20	1.911	11:29:30.932	
5 -	29.957	20.757	50.714	85.74	0.982	11:30:21.646	
6 -	29.812	20.403	50.215	86.59	0.483	11:31:11.861	
7 -	29.557	20.299	49.856 (2)	87.22	0.124	11:32:01.717	
8 -	29.624	20.108	49.732 (1)	87.44		11:32:51.449	
9 -	29.780	20.238	50.018 (3)	86.94	0.286	11:33:41.467	

P10 46		Glenn WALSH		- Walters Medical			
IDEAL LAP TIME : 49.412		BEST LAP TIME : 49.412		DIFFERENCE : 0.000			
LAP	SECTOR 1	SECTOR 2	LAP TIME	MPH	DIFF	TIME OF DAY	
1 -		22.314	59.455	73.14	10.043	11:26:53.953	
2 -	31.237	21.890	53.127	81.85	3.715	11:27:47.080	
3 -	30.662	21.601	52.263	83.20	2.851	11:28:39.343	
4 -	30.561	21.096	51.657	84.18	2.245	11:29:31.000	
5 -	30.337	20.833	51.170	84.98	1.758	11:30:22.170	
6 -	30.215	20.289	50.504	86.10	1.092	11:31:12.674	
7 -	29.678	20.158	49.836 (2)	87.25	0.424	11:32:02.510	
8 -	29.855	19.981	49.836 (2)	87.25	0.424	11:32:52.346	
9 -	29.568	19.844	49.412 (1)	88.00		11:33:41.758	

P11 35		Kai DICKINSON		Yamaha R6 - Dad			
IDEAL LAP TIME : 49.856		BEST LAP TIME : 50.065		DIFFERENCE : 0.209			
LAP	SECTOR 1	SECTOR 2	LAP TIME	MPH	DIFF	TIME OF DAY	
1 -		21.847	59.005	73.69	8.940	11:26:53.503	
2 -	31.296	21.675	52.971	82.09	2.906	11:27:46.474	
3 -	30.918	21.367	52.285	83.17	2.220	11:28:38.759	
4 -	30.793	21.135	51.928	83.74	1.863	11:29:30.687	
5 -	30.515	20.765	51.280	84.80	1.215	11:30:21.967	
6 -	30.064	20.569	50.633	85.88	0.568	11:31:12.600	
7 -	30.064	20.243	50.307 (3)	86.44	0.242	11:32:02.907	
8 -	29.613	20.452	50.065 (1)	86.85		11:32:52.972	
9 -	29.661	20.434	50.095 (2)	86.80	0.030	11:33:43.067	

P12 531 C		Jake KOURTI		Yamaha R6 - Red Mist Ltd/ GK Tree Surgeons Ltd/JWG Motorcy			
IDEAL LAP TIME : 50.877		BEST LAP TIME : 50.877		DIFFERENCE : 0.000			
LAP	SECTOR 1	SECTOR 2	LAP TIME	MPH	DIFF	TIME OF DAY	
1 -		22.053	1:00.215	72.21	9.338	11:26:54.713	
2 -	32.473	21.572	54.045	80.46	3.168	11:27:48.758	
3 -	31.456	20.636	52.092	83.47	1.215	11:28:40.850	
4 -	31.084	20.389	51.473	84.48	0.596	11:29:32.323	
5 -	30.841	20.407	51.248	84.85	0.371	11:30:23.571	
6 -	30.710	20.358	51.068 (3)	85.15	0.191	11:31:14.639	
7 -	30.771	20.345	51.116	85.07	0.239	11:32:05.755	
8 -	30.791	20.223	51.014 (2)	85.24	0.137	11:32:56.769	
9 -	30.658	20.219	50.877 (1)	85.47		11:33:47.646	

BMCRC - MRO Championships 2024 - Rnd 7 @ Brands Hatch Indy

DART MRO 600 inc Clubman 600 & GP2/EVO & Rookie 600

RACE 1 - SECTOR ANALYSIS



SECTOR 1 = FL to I1, SECTOR 2 = I1 to FL, DIFF = Difference To Personal Best Lap, P = Crossed Finish Line in Pit Lane, D = Time Disallowed

P13 8		Dan HELYER		Triumph 675 -		
IDEAL LAP TIME : 50.917		BEST LAP TIME : 50.966		DIFFERENCE : 0.049		
LAP	SECTOR 1	SECTOR 2	LAP TIME	MPH	DIFF	TIME OF DAY
1 -		22.472	1:01.468	70.74	10.502	11:26:55.966
2 -	31.846	21.922	53.768	80.87	2.802	11:27:49.734
3 -	31.194	20.686	51.880	83.82	0.914	11:28:41.614
4 -	30.511	20.754	51.265	84.82	0.299	11:29:32.879
5 -	30.491	20.475	50.966 (1)	85.32		11:30:23.845
6 -	30.662	20.490	51.152	85.01	0.186	11:31:14.997
7 -	30.644	20.453	51.097 (2)	85.10	0.131	11:32:06.094
8 -	30.708	20.426	51.134 (3)	85.04	0.168	11:32:57.228
9 -	30.540	20.624	51.164	84.99	0.198	11:33:48.392

P14 17		Philip BAKER		Yamaha R6 - Ashford Accident Repair Centre Ltd		
IDEAL LAP TIME : 52.452		BEST LAP TIME : 52.594		DIFFERENCE : 0.142		
LAP	SECTOR 1	SECTOR 2	LAP TIME	MPH	DIFF	TIME OF DAY
1 -		21.808	59.884	72.61	7.290	11:26:54.382
2 -	32.704	21.446	54.150	80.30	1.556	11:27:48.532
3 -	32.438	21.363	53.801	80.82	1.207	11:28:42.333
4 -	32.267	21.183	53.450	81.35	0.856	11:29:35.783
5 -	32.267	21.071	53.338	81.52	0.744	11:30:29.121
6 -	31.850	20.961	52.811	82.34	0.217	11:31:21.932
7 -	31.652	20.958	52.610 (3)	82.65	0.016	11:32:14.542
8 -	31.675	20.934	52.609 (2)	82.65	0.015	11:33:07.151
9 -	31.794	20.800	52.594 (1)	82.68		11:33:59.745

P15 54 C		Jake ANDERTON		Yamaha R6 - Hunter Racing		
IDEAL LAP TIME : 51.887		BEST LAP TIME : 52.315		DIFFERENCE : 0.428		
LAP	SECTOR 1	SECTOR 2	LAP TIME	MPH	DIFF	TIME OF DAY
1 -		21.654	1:02.204	69.90	9.889	11:26:56.702
2 -	32.132	21.991	54.123	80.34	1.808	11:27:50.825
3 -	31.725	21.362	53.087	81.91	0.772	11:28:43.912
4 -	32.301	21.187	53.488	81.30	1.173	11:29:37.400
5 -	31.408	21.607	53.015	82.02	0.700	11:30:30.415
6 -	31.658	21.094	52.752	82.43	0.437	11:31:23.167
7 -	31.281	21.175	52.456 (3)	82.90	0.141	11:32:15.623
8 -	31.475	20.840	52.315 (1)	83.12		11:33:07.938
9 -	31.768	20.606	52.374 (2)	83.02	0.059	11:34:00.312

P16 44		James DUTTON		Yamaha R6 - AMR Motorcycles		
IDEAL LAP TIME : 51.891		BEST LAP TIME : 52.244		DIFFERENCE : 0.353		
LAP	SECTOR 1	SECTOR 2	LAP TIME	MPH	DIFF	TIME OF DAY
1 -		22.187	1:00.562	71.80	8.318	11:26:55.060
2 -	32.744	22.071	54.815	79.33	2.571	11:27:49.875
3 -	31.835	21.320	53.155	81.80	0.911	11:28:43.030
4 -	31.748	21.650	53.398	81.43	1.154	11:29:36.428
5 -	31.642	21.923	53.565	81.18	1.321	11:30:29.993
6 -	31.414	21.457	52.871	82.24	0.627	11:31:22.864
7 -	31.126	21.557	52.683 (3)	82.54	0.439	11:32:15.547
8 -	31.802	20.765	52.567 (2)	82.72	0.323	11:33:08.114
9 -	31.269	20.975	52.244 (1)	83.23		11:34:00.358

BMCRC - MRO Championships 2024 - Rnd 7 @ Brands Hatch Indy

DART MRO 600 inc Clubman 600 & GP2/EVO & Rookie 600

RACE 1 - SECTOR ANALYSIS



SECTOR 1 = FL to I1, SECTOR 2 = I1 to FL, DIFF = Difference To Personal Best Lap, P = Crossed Finish Line in Pit Lane, D = Time Disallowed

P17 67 C		Edward ANSELL		Triumph 675 - E a Ansell contractors		
IDEAL LAP TIME : 51.999		BEST LAP TIME : 51.999		DIFFERENCE : 0.000		
LAP	SECTOR 1	SECTOR 2	LAP TIME	MPH	DIFF	TIME OF DAY
1 -		22.236	1:01.011	71.27	9.012	11:26:55.509
2 -	32.562	22.993	55.555	78.27	3.556	11:27:51.064
3 -	31.766	21.361	53.127	81.85	1.128	11:28:44.191
4 -	32.263	21.195	53.458	81.34	1.459	11:29:37.649
5 -	31.514	21.441	52.955	82.11	0.956	11:30:30.604
6 -	31.761	21.068	52.829 (3)	82.31	0.830	11:31:23.433
7 -	31.333	20.961	52.294 (2)	83.15	0.295	11:32:15.727
8 -	32.454	20.928	53.382	81.46	1.383	11:33:09.109
9 -	31.329	20.670	51.999 (1)	83.62		11:34:01.108

P18 81		Fred McMULLAN		Kawasaki ZX636 - Orwell Motorcycles ipswich		
IDEAL LAP TIME : 53.161		BEST LAP TIME : 53.161		DIFFERENCE : 0.000		
LAP	SECTOR 1	SECTOR 2	LAP TIME	MPH	DIFF	TIME OF DAY
1 -		22.575	59.998	72.47	6.837	11:26:54.496
2 -	33.009	22.266	55.275	78.67	2.114	11:27:49.771
3 -	32.112	21.657	53.769 (3)	80.87	0.608	11:28:43.540
4 -	32.440	21.424	53.864	80.73	0.703	11:29:37.404
5 -	32.577	21.388	53.965	80.58	0.804	11:30:31.369
6 -	32.011	21.150	53.161 (1)	81.80		11:31:24.530
7 -	32.285	21.487	53.772	80.87	0.611	11:32:18.302
8 -	32.278	21.276	53.554 (2)	81.20	0.393	11:33:11.856
9 -	32.409	21.612	54.021	80.49	0.860	11:34:05.877

P19 84 C		George HIGGINS		Yamaha R6 - Aztec Racing		
IDEAL LAP TIME : 53.175		BEST LAP TIME : 53.175		DIFFERENCE : 0.000		
LAP	SECTOR 1	SECTOR 2	LAP TIME	MPH	DIFF	TIME OF DAY
1 -		22.278	1:01.991	70.14	8.816	11:26:56.489
2 -	33.088	21.680	54.768	79.40	1.593	11:27:51.257
3 -	32.189	21.282	53.471 (3)	81.32	0.296	11:28:44.728
4 -	32.131	21.163	53.294 (2)	81.59	0.119	11:29:38.022
5 -	32.230	21.443	53.673	81.02	0.498	11:30:31.695
6 -	32.080	21.095	53.175 (1)	81.77		11:31:24.870
7 -	32.240	21.469	53.709	80.96	0.534	11:32:18.579
8 -	32.274	21.313	53.587	81.15	0.412	11:33:12.166
9 -	32.282	21.593	53.875	80.71	0.700	11:34:06.041

P20 97		Alex MANN *		Kawasaki ER6N - ME		
IDEAL LAP TIME : 52.586		BEST LAP TIME : 52.646		DIFFERENCE : 0.060		
LAP	SECTOR 1	SECTOR 2	LAP TIME	MPH	DIFF	TIME OF DAY
1 -		22.702	1:03.915	68.03	11.269	11:26:58.413
2 -	32.747	22.107	54.854	79.27	2.208	11:27:53.267
3 -	32.509	21.744	54.253	80.15	1.607	11:28:47.520
4 -	32.017	21.699	53.716	80.95	1.070	11:29:41.236
5 -	32.040	21.606	53.646	81.06	1.000	11:30:34.882
6 -	31.806	21.549	53.355	81.50	0.709	11:31:28.237
7 -	31.770	21.490	53.260 (3)	81.64	0.614	11:32:21.497
8 -	31.359	21.395	52.754 (2)	82.43	0.108	11:33:14.251
9 -	31.419	21.227	52.646 (1)	82.60		11:34:06.897

BMCRC - MRO Championships 2024 - Rnd 7 @ Brands Hatch Indy

DART MRO 600 inc Clubman 600 & GP2/EVO & Rookie 600

RACE 1 - SECTOR ANALYSIS



SECTOR 1 = FL to I1, SECTOR 2 = I1 to FL, DIFF = Difference To Personal Best Lap, P = Crossed Finish Line in Pit Lane, D = Time Disallowed

P21 28 C		Tom WALKER		Yamaha R6 - TRW Racing			
IDEAL LAP TIME : 51.822		BEST LAP TIME : 51.822		DIFFERENCE : 0.000			
LAP	SECTOR 1	SECTOR 2	LAP TIME	MPH	DIFF	TIME OF DAY	
1 -		22.508	1:01.663	70.52	9.841	11:26:56.161	
2 -	32.287	22.054	54.341	80.02	2.519	11:27:50.502	
3 -	31.757	21.392	53.149	81.81	1.327	11:28:43.651	
4 -	31.799	21.561	53.360	81.49	1.538	11:29:37.011	
5 -	31.489	21.647	53.136	81.83	1.314	11:30:30.147	
6 -	31.076	21.082	52.158 (2)	83.37	0.336	11:31:22.305	
7 -	31.484	21.017	52.501 (3)	82.82	0.679	11:32:14.806	
8 -	31.540	21.087	52.627	82.63	0.805	11:33:07.433	
9 -	31.040	20.782	51.822 (1)	83.91		11:33:59.255	

P22 115 C		Brian MAHER		Yamaha R6 - Spraytech /Espresso Solutions			
IDEAL LAP TIME : 52.065		BEST LAP TIME : 52.223		DIFFERENCE : 0.158			
LAP	SECTOR 1	SECTOR 2	LAP TIME	MPH	DIFF	TIME OF DAY	
1 -		22.262	1:01.531	70.67	9.308	11:26:56.029	
2 -	32.142	21.837	53.979	80.56	1.756	11:27:50.008	
3 -	32.003	21.473	53.476	81.31	1.253	11:28:43.484	
4 -	31.819	21.394	53.213	81.72	0.990	11:29:36.697	
5 -	31.900	21.641	53.541	81.22	1.318	11:30:30.238	
6 -	31.601	21.146	52.747	82.44	0.524	11:31:22.985	
7 -	31.252	21.224	52.476 (3)	82.86	0.253	11:32:15.461	
8 -	31.497	20.813	52.310 (2)	83.13	0.087	11:33:07.771	
9 -	31.350	20.873	52.223 (1)	83.26		11:33:59.994	

P23 124		Mark STRUTT		Yamaha R6 - MPS Developments LTD			
IDEAL LAP TIME : 53.684		BEST LAP TIME : 54.030		DIFFERENCE : 0.346			
LAP	SECTOR 1	SECTOR 2	LAP TIME	MPH	DIFF	TIME OF DAY	
1 -		23.427	1:05.086	66.81	11.056	11:26:59.584	
2 -	33.616	22.173	55.789	77.94	1.759	11:27:55.373	
3 -	33.055	21.974	55.029	79.02	0.999	11:28:50.402	
4 -	33.156	22.081	55.237	78.72	1.207	11:29:45.639	
5 -	32.707	21.672	54.379	79.96	0.349	11:30:40.018	
6 -	32.507	21.523	54.030 (1)	80.48		11:31:34.048	
7 -	32.497	21.706	54.203 (3)	80.22	0.173	11:32:28.251	
8 -	32.161	21.877	54.038 (2)	80.47	0.008	11:33:22.289	
9 -	32.802	21.845	54.647	79.57	0.617	11:34:16.936	

P24 281 C		Daniel FARLEY		Yamaha R6 BN6 - F-Tech Fire & Electrical Ltd			
IDEAL LAP TIME : 54.177		BEST LAP TIME : 54.177		DIFFERENCE : 0.000			
LAP	SECTOR 1	SECTOR 2	LAP TIME	MPH	DIFF	TIME OF DAY	
1 -		24.047	1:05.356	66.53	11.179	11:26:59.854	
2 -	33.960	23.121	57.081	76.18	2.904	11:27:56.935	
3 -	33.036	22.435	55.471	78.39	1.294	11:28:52.406	
4 -	32.916	22.103	55.019	79.03	0.842	11:29:47.425	
5 -	32.878	22.520	55.398	78.49	1.221	11:30:42.823	
6 -	32.536	22.112	54.648 (3)	79.57	0.471	11:31:37.471	
7 -	32.411	21.766	54.177 (1)	80.26		11:32:31.648	
8 -	32.685	21.871	54.556 (2)	79.70	0.379	11:33:26.204	

BMCRC - MRO Championships 2024 - Rnd 7 @ Brands Hatch Indy

DART MRO 600 inc Clubman 600 & GP2/EVO & Rookie 600

RACE 1 - SECTOR ANALYSIS



SECTOR 1 = FL to I1, SECTOR 2 = I1 to FL, DIFF = Difference To Personal Best Lap, P = Crossed Finish Line in Pit Lane, D = Time Disallowed

P25 910 C		Harry GOWER		Triumph DAYTONA 675 - RG Racing		
IDEAL LAP TIME : 54.443		BEST LAP TIME : 54.493		DIFFERENCE : 0.050		
LAP	SECTOR 1	SECTOR 2	LAP TIME	MPH	DIFF	TIME OF DAY
1 -		23.196	1:05.496	66.39	11.003	11:26:59.994
2 -	35.064	22.599	57.663	75.41	3.170	11:27:57.657
3 -	34.048	21.938	55.986	77.67	1.493	11:28:53.643
4 -	33.846	21.484	55.330	78.59	0.837	11:29:48.973
5 -	33.141	21.574	54.715 (3)	79.47	0.222	11:30:43.688
6 -	33.304	21.302	54.606 (2)	79.63	0.113	11:31:38.294
7 -	33.188	21.305	54.493 (1)	79.80		11:32:32.787
8 -	33.862	21.615	55.477	78.38	0.984	11:33:28.264

P26 165 C		Frank MONTINI		-		
IDEAL LAP TIME : 55.823		BEST LAP TIME : 55.823		DIFFERENCE : 0.000		
LAP	SECTOR 1	SECTOR 2	LAP TIME	MPH	DIFF	TIME OF DAY
1 -		24.104	1:05.290	66.60	9.467	11:26:59.788
2 -	35.514	23.237	58.751	74.01	2.928	11:27:58.539
3 -	33.620	22.812	56.432 (3)	77.05	0.609	11:28:54.971
4 -	34.243	23.071	57.314	75.87	1.491	11:29:52.285
5 -	34.019	22.840	56.859	76.48	1.036	11:30:49.144
6 -	33.583	23.135	56.718	76.67	0.895	11:31:45.862
7 -	33.529	22.534	56.063 (2)	77.56	0.240	11:32:41.925
8 -	33.523	22.300	55.823 (1)	77.89		11:33:37.748

P27 998 C		Ben RYBICKI		Yamaha R6 - Car events diamondbrite		
IDEAL LAP TIME : 55.030		BEST LAP TIME : 55.302		DIFFERENCE : 0.272		
LAP	SECTOR 1	SECTOR 2	LAP TIME	MPH	DIFF	TIME OF DAY
1 -		24.150	1:07.116	64.79	11.814	11:27:01.614
2 -	34.009	24.139	58.148	74.78	2.846	11:27:59.762
3 -	33.010	23.237	56.247 (2)	77.31	0.945	11:28:56.009
4 -	33.489	23.549	57.038	76.24	1.736	11:29:53.047
5 -	33.479	22.862	56.341 (3)	77.18	1.039	11:30:49.388
6 -	33.802	22.920	56.722	76.66	1.420	11:31:46.110
7 -	34.093	22.657	56.750	76.62	1.448	11:32:42.860
8 -	33.282	22.020	55.302 (1)	78.63		11:33:38.162

P28 916 C		Adam FREWIN		Yamaha R6 - Daniel Parker Motorsport mindset coach		
IDEAL LAP TIME : 55.300		BEST LAP TIME : 55.480		DIFFERENCE : 0.180		
LAP	SECTOR 1	SECTOR 2	LAP TIME	MPH	DIFF	TIME OF DAY
1 -		22.919	1:05.695	66.19	10.215	11:27:00.193
2 -	34.276	22.602	56.878	76.45	1.398	11:27:57.071
3 -	33.767	21.804	55.571 (2)	78.25	0.091	11:28:52.642
4 -	33.496	21.984	55.480 (1)	78.38		11:29:48.122
5 -	33.626	22.247	55.873 (3)	77.83	0.393	11:30:43.995
6 -	33.790	22.187	55.977	77.68	0.497	11:31:39.972

P29 6 C		Gareth FAITH		Kawasaki ZX6R - Sitramoto		
IDEAL LAP TIME : 58.515		BEST LAP TIME : 58.733		DIFFERENCE : 0.218		
LAP	SECTOR 1	SECTOR 2	LAP TIME	MPH	DIFF	TIME OF DAY
1 -		24.927	1:08.483	63.49	9.750	11:27:02.981
2 -	34.533	24.200	58.733 (1)	74.04		11:28:01.714

BMCRC - MRO Championships 2024 - Rnd 7 @ Brands Hatch Indy

DART MRO 600 inc Clubman 600 & GP2/EVO & Rookie 600

RACE 1 - BEST SECTORS

SECTOR 1			SECTOR 2			IDEAL / BEST COMPARISON						
POS	NO	NAME	TIME	NO	NAME	TIME	POS	NO	NAME	IDEAL	BEST	DIFF
									PERFECT LAP	48.115		
1	76	JOHNSON	28.631	5	MACRAE	19.484	1	76	JOHNSON	48.183	48.183	0.000
2	47	SEABRIGHT	28.774	76	JOHNSON	19.552	2	47	SEABRIGHT	48.519	48.519	0.000
3	212	PALLET	29.199	47	SEABRIGHT	19.745	3	5	MACRAE	48.778	48.925	0.147
4	5	MACRAE	29.294	46	WALSH	19.844	4	212	PALLET	49.052	49.294	0.242
5	91	HIRST	29.343	212	PALLET	19.853	5	3	LAMB DEN	49.228	49.235	0.007
6	3	LAMB DEN	29.348	3	LAMB DEN	19.880	6	91	HIRST	49.251	49.253	0.002
7	56	MILLS	29.557	91	HIRST	19.908	7	46	WALSH	49.412	49.412	0.000
8	46	WALSH	29.568	56	MILLS	20.108	8	56	MILLS	49.665	49.732	0.067
9	35	DICKINSON	29.613	39	MONK	20.159	9	35	DICKINSON	49.856	50.065	0.209
10	440	EVERTON	30.115	531	KOURTI	20.219	10	39	MONK	50.304	50.341	0.037
11	39	MONK	30.145	440	EVERTON	20.222	11	440	EVERTON	50.337	50.438	0.101
12	8	HELYER	30.491	35	DICKINSON	20.243	12	531	KOURTI	50.877	50.877	0.000
13	531	KOURTI	30.658	8	HELYER	20.426	13	8	HELYER	50.917	50.966	0.049
14	28	WALKER	31.040	54	ANDERTON	20.606	14	28	WALKER	51.822	51.822	0.000
15	44	DUTTON	31.126	67	ANSELL	20.670	15	54	ANDERTON	51.887	52.315	0.428
16	115	MAHER	31.252	44	DUTTON	20.765	16	44	DUTTON	51.891	52.244	0.353
17	54	ANDERTON	31.281	28	WALKER	20.782	17	67	ANSELL	51.999	51.999	0.000
18	67	ANSELL	31.329	17	BAKER	20.800	18	115	MAHER	52.065	52.223	0.158
19	97	MANN *	31.359	115	MAHER	20.813	19	17	BAKER	52.452	52.594	0.142
20	17	BAKER	31.652	84	HIGGINS	21.095	20	97	MANN *	52.586	52.646	0.060
21	81	McMULLAN	32.011	81	McMULLAN	21.150	21	81	McMULLAN	53.161	53.161	0.000
22	84	HIGGINS	32.080	97	MANN *	21.227	22	84	HIGGINS	53.175	53.175	0.000
23	124	STRUTT	32.161	910	GOWER	21.302	23	124	STRUTT	53.684	54.030	0.346
24	281	FARLEY	32.411	124	STRUTT	21.523	24	281	FARLEY	54.177	54.177	0.000
25	998	RYBICKI	33.010	281	FARLEY	21.766	25	910	GOWER	54.443	54.493	0.050
26	910	GOWER	33.141	916	FREWIN	21.804	26	998	RYBICKI	55.030	55.302	0.272
27	916	FREWIN	33.496	998	RYBICKI	22.020	27	916	FREWIN	55.300	55.480	0.180
28	165	MONTINI	33.523	165	MONTINI	22.300	28	165	MONTINI	55.823	55.823	0.000
29	6	FAITH	34.315	6	FAITH	24.200	29	6	FAITH	58.515	58.733	0.218
30												

BMCRC - MRO Championships 2024 - Rnd 7 @ Brands Hatch Indy

DART MRO 600 inc Clubman 600 & GP2/EVO & Rookie 600

RACE 1 - STATISTICS

Competitors Started	30
Planned Start	2024-09-21 @ 11:00:00.000
Actual Start	2024-09-21 @ 11:25:54.498
Finish Time	2024-09-21 @ 11:33:24.884
Track Length	1.2079mi.
Total Laps	247
Total Distance Covered	298.3625mi.

Session Fastest Lap History

NO	CL	NAME	LAP TIME	TIME OF DAY	LAP	VEHICLE
47		Fenton SEABRIGHT	50.920	11:27:41.625	2	Yamaha R6
5		Luke MACRAE	50.828	11:27:41.689	2	Triumph 765
47		Fenton SEABRIGHT	49.668	11:28:31.293	3	Yamaha R6
47		Fenton SEABRIGHT	49.118	11:29:20.411	4	Yamaha R6
76		Anthony JOHNSON	49.098	11:29:20.562	4	
47		Fenton SEABRIGHT	49.097	11:30:09.508	5	Yamaha R6
47		Fenton SEABRIGHT	49.037	11:30:58.545	6	Yamaha R6
76		Anthony JOHNSON	48.801	11:30:59.112	6	
47		Fenton SEABRIGHT	48.519	11:31:47.064	7	Yamaha R6
76		Anthony JOHNSON	48.183	11:31:47.295	7	

Session Leader History

NO	CL	NAME	FROM LAP	LAPS LED	DISTANCE	VEHICLE
47		Fenton SEABRIGHT	1	9	10.87 miles	Yamaha R6

Flag History

TYPE	TIME OF DAY
GREEN	11:25:54.498
FINISH	11:33:24.884

Flag Statistics

TYPE	COUNT	TOTAL LAPS	TOTAL TIME
Green	1	9	8:39.282
Red	0	0	0.000
Safety Car	0	0	0.000
FCY	0	0	0.000

BMCRC - MRO Championships 2024 - Rnd 7 @ Brands Hatch Indy

DART MRO 600 inc Clubman 600 & GP2/EVO & Rookie 600

RACE 1 - STATISTICS

CLASS :

16 Starters

Fastest Lap History

NO	NAME	LAP TIME	TIME OF DAY	LAP	VEHICLE
47	Fenton SEABRIGHT	50.920	11:27:41.625	2	Yamaha R6
5	Luke MACRAE	50.828	11:27:41.689	2	Triumph 765
47	Fenton SEABRIGHT	49.668	11:28:31.293	3	Yamaha R6
47	Fenton SEABRIGHT	49.118	11:29:20.411	4	Yamaha R6
76	Anthony JOHNSON	49.098	11:29:20.562	4	
47	Fenton SEABRIGHT	49.097	11:30:09.508	5	Yamaha R6
47	Fenton SEABRIGHT	49.037	11:30:58.545	6	Yamaha R6
76	Anthony JOHNSON	48.801	11:30:59.112	6	
47	Fenton SEABRIGHT	48.519	11:31:47.064	7	Yamaha R6
76	Anthony JOHNSON	48.183	11:31:47.295	7	

Leader History

NO	NAME	FROM LAP	LAPS LED	DISTANCE	VEHICLE
47	Fenton SEABRIGHT	1	9	10.87 miles	Yamaha R6

BMCRC - MRO Championships 2024 - Rnd 7 @ Brands Hatch Indy

DART MRO 600 inc Clubman 600 & GP2/EVO & Rookie 600

RACE 1 - STATISTICS

CLASS : C

14 Starters

Fastest Lap History

NO	NAME	LAP TIME	TIME OF DAY	LAP	VEHICLE
39	Aaron MONK	51.422	11:27:42.983	2	Kawasaki NINJA 636
39	Aaron MONK	51.241	11:28:34.224	3	Kawasaki NINJA 636
440	Elijah EVERTON	51.035	11:28:34.738	3	Kawasaki NINJA 600
39	Aaron MONK	50.638	11:29:24.862	4	Kawasaki NINJA 636
440	Elijah EVERTON	50.540	11:30:16.413	5	Kawasaki NINJA 600
440	Elijah EVERTON	50.474	11:31:06.887	6	Kawasaki NINJA 600
440	Elijah EVERTON	50.438	11:32:47.978	8	Kawasaki NINJA 600
39	Aaron MONK	50.341	11:33:38.243	9	Kawasaki NINJA 636

Leader History

NO	NAME	FROM LAP	LAPS LED	DISTANCE	VEHICLE
39	Aaron MONK	1	9	10.87 miles	Kawasaki NINJA 636



BMCRC - MRO Championships 2024 - Rnd 7 @ Brands Hatch Indy

DART MRO 600 inc Clubman 600 & GP2/EVO & Rookie 600

RACE 11 - GRID (9 Laps) - AMENDED

ROW 11				31	924 Jamie WILSON		
ROW 10	30	58.733 6 Gareth FAITH	29	55.823 165 Frank MONTINI	28	55.480 916 Adam FREWIN	
ROW 9	27		55.302 998 Ben RYBICKI	26	54.493 910 Harry GOWER	25	54.177 281 Daniel FARLEY
ROW 8	24	54.030 124 Mark STRUTT	23	53.175 84 George HIGGINS	22	53.161 81 Fred McMULLAN	
ROW 7	21		52.646 97 Alex MANN *	20	52.594 17 Philip BAKER	19	52.315 54 Jake ANDERTON
ROW 6	18	52.244 44 James DUTTON	17	971 Jake PACKHAM	16	52.223 115 Brian MAHER	
ROW 5	15		51.999 67 Edward ANSELL	14	51.822 28 Tom WALKER	13	50.966 8 Dan HELYER
ROW 4	12	50.877 531 Jake KOURTI	11	50.438 440 Elijah EVERTON	10	50.341 39 Aaron MONK	
ROW 3	9		50.065 35 Kai DICKINSON	8	49.732 56 Michael MILLS	7	49.412 46 Glenn WALSH
ROW 2	6	49.294 212 Matt PALLETT	5	49.253 91 Sam HIRST	4	49.235 3 Joey LAMBDEN	
ROW 1	3		48.925 5 Luke MACRAE	2	48.519 47 Fenton SEABRIGHT	1	48.183 76 Anthony JOHNSON
Pole							

These results are provisional until the conclusion of any judicial and technical matters.


Brands Hatch Indy: 1.2079 miles

Clerk Of Course:	Stewards:	Timekeeper: Richard Evans	
------------------	-----------	---------------------------	--

Results can be found at www.tsl-timing.com

Printed - 13:44 Saturday, 21 September 2024





BMCRC - MRO Championships 2024 - Rnd 7 @ Brands Hatch Indy

DART MRO 600 inc Clubman 600 & GP2/EVO & Rookie 600

RACE 11 - CLASSIFICATION

Race Distance: 9 Laps / 10.87 miles

POS	NO	CL	PIC	NAME	ENTRY	LAPS	TIME	GAP	DIFF	MPH	BEST	ON	GRD	↑↓
1	47		1	Fenton SEABRIGHT	Yamaha R6 - Fhs racing	9	7:20.943			88.75	48.062	8	2	1
2	1		2	Anthony JOHNSON	- INTA MOTORCYCLE SERVICES LTD	9	7:22.669	1.726	1.726	88.41	48.179	6	1	-1
3	5		3	Luke MACRAE	Triumph 765 - Bourmephoto.co.uk	9	7:30.910	9.967	8.241	86.79	49.128	2	3	0
4	212		4	Matt PALLETT	Kawasaki ZX636 - BDA Chartered Architects	9	7:32.827	11.884	1.917	86.42	49.124	9	6	2
5	91		5	Sam HIRST	Kawasaki ZX-636 - Team Valley Racing	9	7:33.704	12.761	0.877	86.26	49.386	9	5	0
6	46		6	Glenn WALSH	- Walters Medical	9	7:34.015	13.072	0.311	86.20	49.531	6	7	1
7	35		7	Kai DICKINSON	Yamaha R6 - Dad	9	7:36.257	15.314	2.242	85.77	49.361	8	9	2
8	39	C	1	Aaron MONK	Kawasaki NINJA 636 - flyaspitfire.co.uk	9	7:40.081	19.138	3.824	85.06	50.048	4	10	2
9	440	C	2	Elijah EVERTON	Kawasaki NINJA 600 -	9	7:40.194	19.251	0.113	85.04	49.584	9	11	2
10	531	C	3	Jake KOURTI	Yamaha R6 - Red Mist Ltd/ GK Tree Surgeons Ltd/JWG Mot	9	7:46.057	25.114	5.863	83.97	50.740	6	12	2
11	8		8	Dan HELYER	Triumph 675 -	9	7:46.989	26.046	0.932	83.80	50.405	6	13	2
12	17		9	Philip BAKER	Yamaha R6 - Ashford Accident Repair Centre Ltd	9	7:49.853	28.910	2.864	83.29	50.826	8	20	8
13	971		10	Jake PACKHAM	Yamaha R6 - Gasoline ally speedshop	9	7:53.430	32.487	3.577	82.66	51.147	7	17	4
14	28	C	4	Tom WALKER	Yamaha R6 - TRW Racing	9	7:53.955	33.012	0.525	82.57	51.558	5	14	0
15	81		11	Fred McMULLAN	Kawasaki ZX636 - Orwell Motorcycles ipswich	9	7:54.140	33.197	0.185	82.54	50.902	9	22	7
16	54	C	5	Jake ANDERTON	Yamaha R6 - Hunter Racing	9	7:58.509	37.566	4.369	81.79	51.580	7	19	3
17	115	C	6	Brian MAHER	Yamaha R6 - Spraytech /Espresso Solutions	9	7:58.645	37.702	0.136	81.76	51.859	8	16	-1
18	67	C	7	Edward ANSELL	Triumph 675 - E a Ansell contractors	9	7:58.741	37.798	0.096	81.75	51.638	9	15	-3
19	44		12	James DUTTON	Yamaha R6 - AMR Motorcycles	9	7:59.083	38.140	0.342	81.69	51.674	8	18	-1
20	84	C	8	George HIGGINS	Yamaha R6 - Aztec Racing	9	8:14.559	53.616	15.476	79.13	53.354	8	23	3
21	124		13	Mark STRUTT	Yamaha R6 - MPS Developments LTD	8	7:21.007	1 Lap	1 Lap	78.88	53.275	6	24	3
22	998	C	9	Ben RYBICKI	Yamaha R6 - Car events diamondbrite	8	7:25.822	1 Lap	4.815	78.03	53.867	6	27	5

NOT CLASSIFIED

DNF	916	C		Adam FREWIN	Yamaha R6 - Daniel Parker Motorsport mindset coach	5	4:45.248	4 Laps	3 Laps	76.22	55.022	3	28	
DNF	56			Michael MILLS	Yamaha R6 - A51 Racing, The Wokingham Bar Company	2	1:51.969	7 Laps	3 Laps	77.67	54.454	2	8	
DNF	281	C		Daniel FARLEY	Yamaha R6 BN6 - F-Tech Fire & Electrical Ltd	1	1:03.129	8 Laps	1 Lap	68.88			25	
DNF	3			Joey LAMBDEN	Kawasaki 636 -	0							4	

NOT STARTED

NS	910	C		Harry GOWER	Triumph DAYTONA 675 - RG Racing								26	
----	-----	---	--	-------------	---------------------------------	--	--	--	--	--	--	--	----	--

FASTEST LAP

47				Fenton SEABRIGHT	Yamaha R6 - Fhs racing	8	48.062		90.47 mph		145.61 kph			
440	C			Elijah EVERTON	Kawasaki NINJA 600 -	9	49.584		87.70 mph		141.14 kph			

Comments:

Class - 92.5% of Race Speed = 82.09 mph
 Class C - 92.5% of Race Speed = 78.68 mph

Weather / Track : Bright / Dry

These results are provisional until the conclusion of any judicial and technical matters.

Date: 21/09/2024 Start: 15:23 Finish: 15:31

Brands Hatch Indy: 1.2079 miles

Clerk Of Course:	Stewards:	Timekeeper: Richard Evans	
------------------	-----------	---------------------------	--

Results can be found at www.tsl-timing.com

Printed - 15:32 Saturday, 21 September 2024



BMCRC - MRO Championships 2024 - Rnd 7 @ Brands Hatch Indy

DART MRO 600 inc Clubman 600 & GP2/EVO & Rookie 600

RACE 11 - LAP CHART

LAP 1 @ 15:24:33.994

NO	BEHIND	LAP TIME
47		54.155
1	0.046	54.201
5	0.724	54.879
212	1.102	55.257
91	1.262	55.417
46	1.808	55.963
35	3.192	57.347
56	3.360	57.515
39	3.377	57.532
531	3.588	57.743
28	4.243	58.398
440	4.614	58.769
8	4.760	58.915
17	4.932	59.087
971	5.417	59.572
115	5.567	59.722
67	5.739	59.894
44	6.230	1:00.385
54	6.437	1:00.592
81	6.747	1:00.902
84	8.941	1:03.096
281	8.974	1:03.129
124	9.089	1:03.244
916	9.424	1:03.579
998	10.435	1:04.590

LAP 2 @ 15:25:22.878

NO	BEHIND	LAP TIME
47		48.884
1	0.125	48.963
5	0.968	49.128
212	2.246	50.028
91	2.500	50.122
46	2.700	49.776
35	4.949	50.641
39	5.277	50.784
531	6.089	51.385
440	6.934	51.204
28	7.683	52.324
8	8.901	53.025
56	8.930	54.454
17	8.977	52.929
971	9.334	52.801
115	9.652	52.969
67	10.008	53.153
44	10.423	53.077
54	10.597	53.044
81	10.774	52.911
84	14.299	54.242
124	15.519	55.314
916	16.428	55.888
998	16.696	55.145

LAP 3 @ 15:26:11.502

NO	BEHIND	LAP TIME
47		48.624
1	0.059	48.558
5	1.598	49.254
212	3.432	49.810
91	3.685	49.809
46	3.884	49.808
35	6.598	50.273

39	6.860	50.207
531	8.352	50.887
440	8.768	50.458
28	10.710	51.651
8	11.258	50.981
17	12.182	51.829
971	12.989	52.279
115	14.035	53.007
67	14.181	52.797
54	14.709	52.736
44	14.839	53.040
81	15.046	52.896
84	20.095	54.420
124	21.345	54.450
916	22.826	55.022
998	23.119	55.047

LAP 4 @ 15:26:59.906

NO	BEHIND	LAP TIME
47		48.404
1	0.061	48.406
5	2.749	49.555
91	4.908	49.627
212	4.909	49.881
46	5.290	49.810
35	7.988	49.794
39	8.504	50.048
440	10.616	50.252
531	10.968	51.020
8	13.816	50.962
28	14.495	52.189
17	15.043	51.265
971	15.875	51.290
115	18.068	52.437
67	18.305	52.528
81	18.340	51.698
54	18.613	52.308
44	18.895	52.460
84	25.181	53.490
124	26.654	53.713
998	29.294	54.579
916	29.899	55.477

LAP 5 @ 15:27:48.100

NO	BEHIND	LAP TIME
47		48.194
1	0.140	48.273
5	4.406	49.851
91	6.259	49.545
212	6.778	50.063
46	6.894	49.798
35	9.554	49.760
39	10.385	50.075
440	12.653	50.231
531	13.699	50.925
8	16.312	50.690
28	17.859	51.558
17	17.973	51.124
971	18.830	51.149
81	21.670	51.524
115	22.485	52.611
54	22.682	52.263
67	22.821	52.710
44	23.276	52.575
84	30.597	53.610

LAP 6 @ 15:28:36.296

NO	BEHIND	LAP TIME
47		48.196
1	0.123	48.179
5	5.602	49.392
91	7.621	49.558
212	7.932	49.350
46	8.229	49.531
35	10.989	49.631
39	12.568	50.379
440	14.493	50.036
531	16.243	50.740
8	18.521	50.405
17	20.684	50.907
28	21.480	51.817
971	22.219	51.585
81	24.685	51.211
115	26.519	52.230
54	26.648	52.162
67	26.782	52.157
44	27.342	52.262
84	36.402	54.001
124	36.882	53.275
998	41.079	53.867

LAP 7 @ 15:29:24.466

NO	BEHIND	LAP TIME
47		48.170
1	0.181	48.228
5	6.841	49.409
212	9.484	49.722
46	9.827	49.768
91	10.190	50.739
35	12.477	49.658
39	14.781	50.383
440	16.176	49.853
531	19.212	51.139
8	21.007	50.656
17	23.545	51.031
28	25.030	51.720
971	25.196	51.147
81	27.564	51.049
54	30.058	51.580
115	30.291	51.942
67	30.753	52.141
44	31.061	51.889
84	42.705	54.473
124	43.058	54.346
998	47.162	54.253

LAP 8 @ 15:30:12.528

NO	BEHIND	LAP TIME
47		48.062
1	0.704	48.585
5	8.292	49.513
212	11.014	49.592
46	11.454	49.689
91	11.629	49.501
35	13.776	49.361
39	16.982	50.263

440	17.921	49.807
531	22.290	51.140
8	23.621	50.676
17	26.309	50.826
971	28.620	51.486
28	28.977	52.009
81	30.549	51.047
54	33.880	51.884
115	34.088	51.859
67	34.414	51.723
44	34.673	51.674
84	47.997	53.354

LAP 9 @ 15:31:00.782

NO	BEHIND	LAP TIME
47		48.254
124	1 Lap	53.322
1	1.726	49.276
998	1 Lap	54.033
5	9.967	49.929
212	11.884	49.124
91	12.761	49.386
46	13.072	49.872
35	15.314	49.792
39	19.138	50.410
440	19.251	49.584
531	25.114	51.078
8	26.046	50.679
17	28.910	50.855
971	32.487	52.121
28	33.012	52.289
81	33.197	50.902
54	37.566	51.940
115	37.702	51.868
67	37.798	51.638
44	38.140	51.721
84	53.616	53.873

BMCRC - MRO Championships 2024 - Rnd 7 @ Brands Hatch Indy

DART MRO 600 inc Clubman 600 & GP2/EVO & Rookie 600

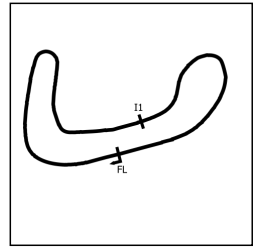
RACE 11 - POSITION CHART

No	Name	Lap Pos											
			1	2	3	4	5	6	7	8	9		
1	JOHNSON	1	47	47	47	47	47	47	47	47	47	47	47
47	SEABRIGHT	2	1	1	1	1	1	1	1	1	1	1	1
5	MACRAE	3	5	5	5	5	5	5	5	5	5	5	5
3	LAMB DEN	4	212	212	212	91	91	91	212	212	212	212	212
91	HIRST	5	91	91	91	212	212	212	46	46	46	91	91
212	PALLETT	6	46	46	46	46	46	46	91	91	91	46	46
46	WALSH	7	35	35	35	35	35	35	35	35	35	35	35
56	MILLS	8	56	39	39	39	39	39	39	39	39	39	39
35	DICKINSON	9	39	531	531	440	440	440	440	440	440	440	440
39	MONK	10	531	440	440	531	531	531	531	531	531	531	531
440	EVERTON	11	28	28	28	8	8	8	8	8	8	8	8
531	KOURTI	12	440	8	8	28	28	17	17	17	17	17	17
8	HELYER	13	8	56	17	17	17	28	28	971	971	971	971
28	WALKER	14	17	17	971	971	971	971	971	28	28	28	28
67	ANSELL	15	971	971	115	115	81	81	81	81	81	81	81
115	MAHER	16	115	115	67	67	115	115	54	54	54	54	54
971	PACKHAM	17	67	67	54	81	54	54	115	115	115	115	115
44	DUTTON	18	44	44	44	54	67	67	67	67	67	67	67
54	ANDERTON	19	54	54	81	44	44	44	44	44	44	44	44
17	BAKER	20	81	81	84	84	84	84	84	84	84	84	84
81	McMULLAN	21	84	84	124	124	124	124	124	124	124	124	124
84	HIGGINS	22	281	124	916	998	998	998	998	998	998	998	998
124	STRUTT	23	124	916	998	916	916						
281	FARLEY	24	916	998									
910	GOWER	25	998										
998	RYBICKI	26											
916	FREWIN	27											

BMCRC - MRO Championships 2024 - Rnd 7 @ Brands Hatch Indy

DART MRO 600 inc Clubman 600 & GP2/EVO & Rookie 600

RACE 11 - SECTOR ANALYSIS



SECTOR 1 = FL to I1, SECTOR 2 = I1 to FL, DIFF = Difference To Personal Best Lap, P = Crossed Finish Line in Pit Lane, D = Time Disallowed

P1 47		Fenton SEABRIGHT		Yamaha R6 - Fhs racing			
IDEAL LAP TIME : 48.042		BEST LAP TIME : 48.062		DIFFERENCE : 0.020			
LAP	SECTOR 1	SECTOR 2	LAP TIME	MPH	DIFF	TIME OF DAY	
1 -		20.200	54.155	80.29	6.093	15:24:33.994	
2 -	29.003	19.881	48.884	88.95	0.822	15:25:22.878	
3 -	28.820	19.804	48.624	89.43	0.562	15:26:11.502	
4 -	28.686	19.718	48.404	89.83	0.342	15:26:59.906	
5 -	28.582	19.612	48.194 (3)	90.23	0.132	15:27:48.100	
6 -	28.574	19.622	48.196	90.22	0.134	15:28:36.296	
7 -	28.513	19.657	48.170 (2)	90.27	0.108	15:29:24.466	
8 -	28.533	19.529	48.062 (1)	90.47		15:30:12.528	
9 -	28.672	19.582	48.254	90.11	0.192	15:31:00.782	

P2 1		Anthony JOHNSON		- INTA MOTORCYCLE SERVICES LTD			
IDEAL LAP TIME : 48.076		BEST LAP TIME : 48.179		DIFFERENCE : 0.103			
LAP	SECTOR 1	SECTOR 2	LAP TIME	MPH	DIFF	TIME OF DAY	
1 -		20.003	54.201	80.22	6.022	15:24:34.040	
2 -	29.299	19.664	48.963	88.81	0.784	15:25:23.003	
3 -	28.905	19.653	48.558	89.55	0.379	15:26:11.561	
4 -	28.843	19.563	48.406	89.83	0.227	15:26:59.967	
5 -	28.791	19.482	48.273 (3)	90.08	0.094	15:27:48.240	
6 -	28.594	19.585	48.179 (1)	90.25		15:28:36.419	
7 -	28.686	19.542	48.228 (2)	90.16	0.049	15:29:24.647	
8 -	28.920	19.665	48.585	89.50	0.406	15:30:13.232	
9 -	29.363	19.913	49.276	88.24	1.097	15:31:02.508	

P3 5		Luke MACRAE		Triumph 765 - Bournephoto.co.uk			
IDEAL LAP TIME : 49.128		BEST LAP TIME : 49.128		DIFFERENCE : 0.000			
LAP	SECTOR 1	SECTOR 2	LAP TIME	MPH	DIFF	TIME OF DAY	
1 -		20.137	54.879	79.23	5.751	15:24:34.718	
2 -	29.428	19.700	49.128 (1)	88.51		15:25:23.846	
3 -	29.441	19.813	49.254 (2)	88.28	0.126	15:26:13.100	
4 -	29.598	19.957	49.555	87.75	0.427	15:27:02.655	
5 -	29.829	20.022	49.851	87.23	0.723	15:27:52.506	
6 -	29.511	19.881	49.392 (3)	88.04	0.264	15:28:41.898	
7 -	29.559	19.850	49.409	88.01	0.281	15:29:31.307	
8 -	29.479	20.034	49.513	87.82	0.385	15:30:20.820	
9 -	29.828	20.101	49.929	87.09	0.801	15:31:10.749	

P4 212		Matt PALLETT		Kawasaki ZX636 - BDA Chartered Architects			
IDEAL LAP TIME : 49.124		BEST LAP TIME : 49.124		DIFFERENCE : 0.000			
LAP	SECTOR 1	SECTOR 2	LAP TIME	MPH	DIFF	TIME OF DAY	
1 -		20.685	55.257	78.69	6.133	15:24:35.096	
2 -	29.912	20.116	50.028	86.92	0.904	15:25:25.124	
3 -	29.791	20.019	49.810	87.30	0.686	15:26:14.934	
4 -	29.614	20.267	49.881	87.17	0.757	15:27:04.815	
5 -	29.946	20.117	50.063	86.86	0.939	15:27:54.878	
6 -	29.501	19.849	49.350 (2)	88.11	0.226	15:28:44.228	
7 -	29.636	20.086	49.722	87.45	0.598	15:29:33.950	
8 -	29.543	20.049	49.592 (3)	87.68	0.468	15:30:23.542	
9 -	29.295	19.829	49.124 (1)	88.52		15:31:12.666	

BMCRC - MRO Championships 2024 - Rnd 7 @ Brands Hatch Indy

DART MRO 600 inc Clubman 600 & GP2/EVO & Rookie 600

RACE 11 - SECTOR ANALYSIS



SECTOR 1 = FL to I1, SECTOR 2 = I1 to FL, DIFF = Difference To Personal Best Lap, P = Crossed Finish Line in Pit Lane, D = Time Disallowed

P5 91		Sam HIRST		Kawasaki ZX-636 - Team Valley Racing			
IDEAL LAP TIME : 49.280		BEST LAP TIME : 49.386		DIFFERENCE : 0.106			
LAP	SECTOR 1	SECTOR 2	LAP TIME	MPH	DIFF	TIME OF DAY	
1 -		20.300	55.417	78.46	6.031	15:24:35.256	
2 -	29.994	20.128	50.122	86.76	0.736	15:25:25.378	
3 -	29.734	20.075	49.809	87.30	0.423	15:26:15.187	
4 -	29.579	20.048	49.627	87.62	0.241	15:27:04.814	
5 -	29.564	19.981	49.545 (3)	87.77	0.159	15:27:54.359	
6 -	29.620	19.938	49.558	87.74	0.172	15:28:43.917	
7 -	30.662	20.077	50.739	85.70	1.353	15:29:34.656	
8 -	29.625	19.876	49.501 (2)	87.84	0.115	15:30:24.157	
9 -	29.404	19.982	49.386 (1)	88.05		15:31:13.543	

P6 46		Glenn WALSH		- Walters Medical			
IDEAL LAP TIME : 49.366		BEST LAP TIME : 49.531		DIFFERENCE : 0.165			
LAP	SECTOR 1	SECTOR 2	LAP TIME	MPH	DIFF	TIME OF DAY	
1 -		20.194	55.963	77.70	6.432	15:24:35.802	
2 -	29.688	20.088	49.776	87.36	0.245	15:25:25.578	
3 -	29.835	19.973	49.808	87.30	0.277	15:26:15.386	
4 -	29.853	19.957	49.810	87.30	0.279	15:27:05.196	
5 -	29.875	19.923	49.798	87.32	0.267	15:27:54.994	
6 -	29.715	19.816	49.531 (1)	87.79		15:28:44.525	
7 -	29.638	20.130	49.768 (3)	87.37	0.237	15:29:34.293	
8 -	29.764	19.925	49.689 (2)	87.51	0.158	15:30:23.982	
9 -	29.550	20.322	49.872	87.19	0.341	15:31:13.854	

P7 35		Kai DICKINSON		Yamaha R6 - Dad			
IDEAL LAP TIME : 49.361		BEST LAP TIME : 49.361		DIFFERENCE : 0.000			
LAP	SECTOR 1	SECTOR 2	LAP TIME	MPH	DIFF	TIME OF DAY	
1 -		21.166	57.347	75.82	7.986	15:24:37.186	
2 -	30.151	20.490	50.641	85.87	1.280	15:25:27.827	
3 -	29.888	20.385	50.273	86.49	0.912	15:26:18.100	
4 -	29.584	20.210	49.794	87.33	0.433	15:27:07.894	
5 -	29.595	20.165	49.760	87.39	0.399	15:27:57.654	
6 -	29.551	20.080	49.631 (2)	87.61	0.270	15:28:47.285	
7 -	29.451	20.207	49.658 (3)	87.57	0.297	15:29:36.943	
8 -	29.376	19.985	49.361 (1)	88.09		15:30:26.304	
9 -	29.425	20.367	49.792	87.33	0.431	15:31:16.096	

P8 39 C		Aaron MONK		Kawasaki NINJA 636 - flyaspitfire.co.uk			
IDEAL LAP TIME : 49.971		BEST LAP TIME : 50.048		DIFFERENCE : 0.077			
LAP	SECTOR 1	SECTOR 2	LAP TIME	MPH	DIFF	TIME OF DAY	
1 -		21.193	57.532	75.58	7.484	15:24:37.371	
2 -	30.155	20.629	50.784	85.62	0.736	15:25:28.155	
3 -	29.801	20.406	50.207 (3)	86.61	0.159	15:26:18.362	
4 -	29.726	20.322	50.048 (1)	86.88		15:27:08.410	
5 -	29.776	20.299	50.075 (2)	86.84	0.027	15:27:58.485	
6 -	30.061	20.318	50.379	86.31	0.331	15:28:48.864	
7 -	30.138	20.245	50.383	86.31	0.335	15:29:39.247	
8 -	29.906	20.357	50.263	86.51	0.215	15:30:29.510	
9 -	30.119	20.291	50.410	86.26	0.362	15:31:19.920	

BMCRC - MRO Championships 2024 - Rnd 7 @ Brands Hatch Indy

DART MRO 600 inc Clubman 600 & GP2/EVO & Rookie 600

RACE 11 - SECTOR ANALYSIS



SECTOR 1 = FL to I1, SECTOR 2 = I1 to FL, DIFF = Difference To Personal Best Lap, P = Crossed Finish Line in Pit Lane, D = Time Disallowed

P9 440 C		Elijah EVERTON		Kawasaki NINJA 600 -			
IDEAL LAP TIME : 49.559		BEST LAP TIME : 49.584		DIFFERENCE : 0.025			
LAP	SECTOR 1	SECTOR 2	LAP TIME	MPH	DIFF	TIME OF DAY	
1 -		21.284	58.769	73.99	9.185	15:24:38.608	
2 -	30.604	20.600	51.204	84.92	1.620	15:25:29.812	
3 -	30.015	20.443	50.458	86.18	0.874	15:26:20.270	
4 -	29.822	20.430	50.252	86.53	0.668	15:27:10.522	
5 -	29.842	20.389	50.231	86.57	0.647	15:28:00.753	
6 -	29.841	20.195	50.036	86.90	0.452	15:28:50.789	
7 -	29.653	20.200	49.853 (3)	87.22	0.269	15:29:40.642	
8 -	29.647	20.160	49.807 (2)	87.30	0.223	15:30:30.449	
9 -	29.672	19.912	49.584 (1)	87.70		15:31:20.033	

P10 531 C		Jake KOURTI		Yamaha R6 - Red Mist Ltd/ GK Tree Surgeons Ltd/JWG Motorcy			
IDEAL LAP TIME : 50.566		BEST LAP TIME : 50.740		DIFFERENCE : 0.174			
LAP	SECTOR 1	SECTOR 2	LAP TIME	MPH	DIFF	TIME OF DAY	
1 -		20.742	57.743	75.30	7.003	15:24:37.582	
2 -	31.070	20.315	51.385	84.62	0.645	15:25:28.967	
3 -	30.501	20.386	50.887 (2)	85.45	0.147	15:26:19.854	
4 -	30.772	20.248	51.020	85.23	0.280	15:27:10.874	
5 -	30.494	20.431	50.925 (3)	85.39	0.185	15:28:01.799	
6 -	30.318	20.422	50.740 (1)	85.70		15:28:52.539	
7 -	30.636	20.503	51.139	85.03	0.399	15:29:43.678	
8 -	30.764	20.376	51.140	85.03	0.400	15:30:34.818	
9 -	30.610	20.468	51.078	85.13	0.338	15:31:25.896	

P11 8		Dan HELYER		Triumph 675 -			
IDEAL LAP TIME : 50.395		BEST LAP TIME : 50.405		DIFFERENCE : 0.010			
LAP	SECTOR 1	SECTOR 2	LAP TIME	MPH	DIFF	TIME OF DAY	
1 -		21.238	58.915	73.81	8.510	15:24:38.754	
2 -	31.899	21.126	53.025	82.01	2.620	15:25:31.779	
3 -	30.608	20.373	50.981	85.29	0.576	15:26:22.760	
4 -	30.533	20.429	50.962	85.33	0.557	15:27:13.722	
5 -	30.432	20.258	50.690	85.78	0.285	15:28:04.412	
6 -	30.137	20.268	50.405 (1)	86.27		15:28:54.817	
7 -	30.267	20.389	50.656 (2)	85.84	0.251	15:29:45.473	
8 -	30.338	20.338	50.676 (3)	85.81	0.271	15:30:36.149	
9 -	30.362	20.317	50.679	85.80	0.274	15:31:26.828	

P12 17		Philip BAKER		Yamaha R6 - Ashford Accident Repair Centre Ltd			
IDEAL LAP TIME : 50.633		BEST LAP TIME : 50.826		DIFFERENCE : 0.193			
LAP	SECTOR 1	SECTOR 2	LAP TIME	MPH	DIFF	TIME OF DAY	
1 -		21.185	59.087	73.59	8.261	15:24:38.926	
2 -	31.676	21.253	52.929	82.15	2.103	15:25:31.855	
3 -	31.276	20.553	51.829	83.90	1.003	15:26:23.684	
4 -	30.816	20.449	51.265	84.82	0.439	15:27:14.949	
5 -	30.697	20.427	51.124	85.05	0.298	15:28:06.073	
6 -	30.670	20.237	50.907 (3)	85.42	0.081	15:28:56.980	
7 -	30.701	20.330	51.031	85.21	0.205	15:29:48.011	
8 -	30.396	20.430	50.826 (1)	85.55		15:30:38.837	
9 -	30.531	20.324	50.855 (2)	85.50	0.029	15:31:29.692	

BMCRC - MRO Championships 2024 - Rnd 7 @ Brands Hatch Indy

DART MRO 600 inc Clubman 600 & GP2/EVO & Rookie 600

RACE 11 - SECTOR ANALYSIS



SECTOR 1 = FL to I1, SECTOR 2 = I1 to FL, DIFF = Difference To Personal Best Lap, P = Crossed Finish Line in Pit Lane, D = Time Disallowed

P13 971		Jake PACKHAM		Yamaha R6 - Gasoline ally speedshop			
IDEAL LAP TIME : 51.001		BEST LAP TIME : 51.147		DIFFERENCE : 0.146			
LAP	SECTOR 1	SECTOR 2	LAP TIME	MPH	DIFF	TIME OF DAY	
1 -		21.475	59.572	72.99	8.425	15:24:39.411	
2 -	31.400	21.401	52.801	82.35	1.654	15:25:32.212	
3 -	31.588	20.691	52.279	83.18	1.132	15:26:24.491	
4 -	30.557	20.733	51.290 (3)	84.78	0.143	15:27:15.781	
5 -	30.563	20.586	51.149 (2)	85.01	0.002	15:28:06.930	
6 -	31.041	20.544	51.585	84.29	0.438	15:28:58.515	
7 -	30.703	20.444	51.147 (1)	85.02		15:29:49.662	
8 -	30.972	20.514	51.486	84.46	0.339	15:30:41.148	
9 -	31.546	20.575	52.121	83.43	0.974	15:31:33.269	

P14 28 C		Tom WALKER		Yamaha R6 - TRW Racing			
IDEAL LAP TIME : 51.432		BEST LAP TIME : 51.558		DIFFERENCE : 0.126			
LAP	SECTOR 1	SECTOR 2	LAP TIME	MPH	DIFF	TIME OF DAY	
1 -		21.194	58.398	74.46	6.840	15:24:38.237	
2 -	31.605	20.719	52.324	83.10	0.766	15:25:30.561	
3 -	30.852	20.799	51.651 (2)	84.19	0.093	15:26:22.212	
4 -	31.503	20.686	52.189	83.32	0.631	15:27:14.401	
5 -	30.883	20.675	51.558 (1)	84.34		15:28:05.959	
6 -	31.119	20.698	51.817	83.92	0.259	15:28:57.776	
7 -	30.942	20.778	51.720 (3)	84.07	0.162	15:29:49.496	
8 -	31.429	20.580	52.009	83.61	0.451	15:30:41.505	
9 -	31.233	21.056	52.289	83.16	0.731	15:31:33.794	

P15 81		Fred McMULLAN		Kawasaki ZX636 - Orwell Motorcycles ipswich			
IDEAL LAP TIME : 50.902		BEST LAP TIME : 50.902		DIFFERENCE : 0.000			
LAP	SECTOR 1	SECTOR 2	LAP TIME	MPH	DIFF	TIME OF DAY	
1 -		22.016	1:00.902	71.40	10.000	15:24:40.741	
2 -	31.825	21.086	52.911	82.18	2.009	15:25:33.652	
3 -	31.658	21.238	52.896	82.21	1.994	15:26:26.548	
4 -	30.819	20.879	51.698	84.11	0.796	15:27:18.246	
5 -	30.966	20.558	51.524	84.39	0.622	15:28:09.770	
6 -	30.708	20.503	51.211	84.91	0.309	15:29:00.981	
7 -	30.643	20.406	51.049 (3)	85.18	0.147	15:29:52.030	
8 -	30.574	20.473	51.047 (2)	85.18	0.145	15:30:43.077	
9 -	30.532	20.370	50.902 (1)	85.43		15:31:33.979	

P16 54 C		Jake ANDERTON		Yamaha R6 - Hunter Racing			
IDEAL LAP TIME : 51.378		BEST LAP TIME : 51.580		DIFFERENCE : 0.202			
LAP	SECTOR 1	SECTOR 2	LAP TIME	MPH	DIFF	TIME OF DAY	
1 -		21.917	1:00.592	71.76	9.012	15:24:40.431	
2 -	31.894	21.150	53.044	81.98	1.464	15:25:33.475	
3 -	31.391	21.345	52.736	82.45	1.156	15:26:26.211	
4 -	31.394	20.914	52.308	83.13	0.728	15:27:18.519	
5 -	31.412	20.851	52.263	83.20	0.683	15:28:10.782	
6 -	31.177	20.985	52.162	83.36	0.582	15:29:02.944	
7 -	30.628	20.952	51.580 (1)	84.30		15:29:54.524	
8 -	31.134	20.750	51.884 (2)	83.81	0.304	15:30:46.408	
9 -	31.098	20.842	51.940 (3)	83.72	0.360	15:31:38.348	

BMCRC - MRO Championships 2024 - Rnd 7 @ Brands Hatch Indy

DART MRO 600 inc Clubman 600 & GP2/EVO & Rookie 600

RACE 11 - SECTOR ANALYSIS



SECTOR 1 = FL to I1, SECTOR 2 = I1 to FL, DIFF = Difference To Personal Best Lap, P = Crossed Finish Line in Pit Lane, D = Time Disallowed

P17 115 C		Brian MAHER		Yamaha R6 - Spraytech /Espresso Solutions			
IDEAL LAP TIME : 51.741		BEST LAP TIME : 51.859		DIFFERENCE : 0.118			
LAP	SECTOR 1	SECTOR 2	LAP TIME	MPH	DIFF	TIME OF DAY	
1 -		21.535	59.722	72.81	7.863	15:24:39.561	
2 -	31.834	21.135	52.969	82.09	1.110	15:25:32.530	
3 -	31.972	21.035	53.007	82.03	1.148	15:26:25.537	
4 -	31.469	20.968	52.437	82.93	0.578	15:27:17.974	
5 -	31.783	20.828	52.611	82.65	0.752	15:28:10.585	
6 -	31.261	20.969	52.230	83.25	0.371	15:29:02.815	
7 -	31.240	20.702	51.942 (3)	83.72	0.083	15:29:54.757	
8 -	31.039	20.820	51.859 (1)	83.85		15:30:46.616	
9 -	31.152	20.716	51.868 (2)	83.83	0.009	15:31:38.484	

P18 67 C		Edward ANSELL		Triumph 675 - E a Ansell contractors			
IDEAL LAP TIME : 51.480		BEST LAP TIME : 51.638		DIFFERENCE : 0.158			
LAP	SECTOR 1	SECTOR 2	LAP TIME	MPH	DIFF	TIME OF DAY	
1 -		21.446	59.894	72.60	8.256	15:24:39.733	
2 -	32.004	21.149	53.153	81.81	1.515	15:25:32.886	
3 -	31.864	20.933	52.797	82.36	1.159	15:26:25.683	
4 -	31.532	20.996	52.528	82.78	0.890	15:27:18.211	
5 -	31.978	20.732	52.710	82.50	1.072	15:28:10.921	
6 -	31.451	20.706	52.157	83.37	0.519	15:29:03.078	
7 -	31.362	20.779	52.141 (3)	83.40	0.503	15:29:55.219	
8 -	30.850	20.873	51.723 (2)	84.07	0.085	15:30:46.942	
9 -	31.008	20.630	51.638 (1)	84.21		15:31:38.580	

P19 44		James DUTTON		Yamaha R6 - AMR Motorcycles			
IDEAL LAP TIME : 51.605		BEST LAP TIME : 51.674		DIFFERENCE : 0.069			
LAP	SECTOR 1	SECTOR 2	LAP TIME	MPH	DIFF	TIME OF DAY	
1 -		21.675	1:00.385	72.01	8.711	15:24:40.224	
2 -	31.875	21.202	53.077	81.93	1.403	15:25:33.301	
3 -	31.814	21.226	53.040	81.98	1.366	15:26:26.341	
4 -	31.513	20.947	52.460	82.89	0.786	15:27:18.801	
5 -	31.517	21.058	52.575	82.71	0.901	15:28:11.376	
6 -	31.172	21.090	52.262	83.20	0.588	15:29:03.638	
7 -	30.934	20.955	51.889 (3)	83.80	0.215	15:29:55.527	
8 -	30.810	20.864	51.674 (1)	84.15		15:30:47.201	
9 -	30.926	20.795	51.721 (2)	84.07	0.047	15:31:38.922	

P20 84 C		George HIGGINS		Yamaha R6 - Aztec Racing			
IDEAL LAP TIME : 53.339		BEST LAP TIME : 53.354		DIFFERENCE : 0.015			
LAP	SECTOR 1	SECTOR 2	LAP TIME	MPH	DIFF	TIME OF DAY	
1 -		22.776	1:03.096	68.91	9.742	15:24:42.935	
2 -	32.840	21.402	54.242	80.17	0.888	15:25:37.177	
3 -	32.820	21.600	54.420	79.90	1.066	15:26:31.597	
4 -	32.159	21.331	53.490 (2)	81.29	0.136	15:27:25.087	
5 -	32.287	21.323	53.610 (3)	81.11	0.256	15:28:18.697	
6 -	32.388	21.613	54.001	80.52	0.647	15:29:12.698	
7 -	33.286	21.187	54.473	79.83	1.119	15:30:07.171	
8 -	32.152	21.202	53.354 (1)	81.50		15:31:00.525	
9 -	32.606	21.267	53.873	80.71	0.519	15:31:54.398	

BMCRC - MRO Championships 2024 - Rnd 7 @ Brands Hatch Indy

DART MRO 600 inc Clubman 600 & GP2/EVO & Rookie 600

RACE 11 - SECTOR ANALYSIS



SECTOR 1 = FL to I1, SECTOR 2 = I1 to FL, DIFF = Difference To Personal Best Lap, P = Crossed Finish Line in Pit Lane, D = Time Disallowed

P21 124		Mark STRUTT		Yamaha R6 - MPS Developments LTD			
IDEAL LAP TIME : 53.039		BEST LAP TIME : 53.275		DIFFERENCE : 0.236			
LAP	SECTOR 1	SECTOR 2	LAP TIME	MPH	DIFF	TIME OF DAY	
1 -		22.551	1:03.244	68.75	9.969	15:24:43.083	
2 -	33.559	21.755	55.314	78.61	2.039	15:25:38.397	
3 -	32.448	22.002	54.450	79.86	1.175	15:26:32.847	
4 -	32.252	21.461	53.713	80.95	0.438	15:27:26.560	
5 -	31.915	21.428	53.343 (3)	81.52	0.068	15:28:19.903	
6 -	31.913	21.362	53.275 (1)	81.62		15:29:13.178	
7 -	32.965	21.381	54.346	80.01	1.071	15:30:07.524	
8 -	32.196	21.126	53.322 (2)	81.55	0.047	15:31:00.846	

P22 998 C		Ben RYBICKI		Yamaha R6 - Car events diamondbrite			
IDEAL LAP TIME : 53.867		BEST LAP TIME : 53.867		DIFFERENCE : 0.000			
LAP	SECTOR 1	SECTOR 2	LAP TIME	MPH	DIFF	TIME OF DAY	
1 -		23.012	1:04.590	67.32	10.723	15:24:44.429	
2 -	33.176	21.969	55.145	78.85	1.278	15:25:39.574	
3 -	32.980	22.067	55.047	78.99	1.180	15:26:34.621	
4 -	32.749	21.830	54.579	79.67	0.712	15:27:29.200	
5 -	32.398	21.910	54.308	80.07	0.441	15:28:23.508	
6 -	32.233	21.634	53.867 (1)	80.72		15:29:17.375	
7 -	32.536	21.717	54.253 (3)	80.15	0.386	15:30:11.628	
8 -	32.271	21.762	54.033 (2)	80.48	0.166	15:31:05.661	

P23 916 C		Adam FREWIN		Yamaha R6 - Daniel Parker Motorsport mindset coach			
IDEAL LAP TIME : 54.920		BEST LAP TIME : 55.022		DIFFERENCE : 0.102			
LAP	SECTOR 1	SECTOR 2	LAP TIME	MPH	DIFF	TIME OF DAY	
1 -		22.308	1:03.579	68.39	8.557	15:24:43.418	
2 -	33.930	21.958	55.888	77.80	0.866	15:25:39.306	
3 -	32.962	22.060	55.022 (1)	79.03		15:26:34.328	
4 -	33.314	22.163	55.477 (3)	78.38	0.455	15:27:29.805	
5 -	33.000	22.282	55.282 (2)	78.66	0.260	15:28:25.087	

P24 56		Michael MILLS		Yamaha R6 - A51 Racing, The Wokingham Bar Company			
IDEAL LAP TIME : 54.454		BEST LAP TIME : 54.454		DIFFERENCE : 0.000			
LAP	SECTOR 1	SECTOR 2	LAP TIME	MPH	DIFF	TIME OF DAY	
1 -		21.466	57.515	75.60	3.061	15:24:37.354	
2 -	33.024	21.430	54.454 (1)	79.85		15:25:31.808	

P25 281 C		Daniel FARLEY		Yamaha R6 BN6 - F-Tech Fire & Electrical Ltd			
IDEAL LAP TIME : 1:00.347		BEST LAP TIME :		DIFFERENCE :			
LAP	SECTOR 1	SECTOR 2	LAP TIME	MPH	DIFF	TIME OF DAY	
1 -		23.000	1:03.129	68.88		15:24:42.968	

BMCRC - MRO Championships 2024 - Rnd 7 @ Brands Hatch Indy

DART MRO 600 inc Clubman 600 & GP2/EVO & Rookie 600

RACE 11 - BEST SECTORS

SECTOR 1			SECTOR 2			IDEAL / BEST COMPARISON						
POS	NO	NAME	TIME	NO	NAME	TIME	POS	NO	NAME	IDEAL	BEST	DIFF
									PERFECT LAP	47.995		
1	47	SEABRIGHT	28.513	1	JOHNSON	19.482	1	47	SEABRIGHT	48.042	48.062	0.020
2	1	JOHNSON	28.594	47	SEABRIGHT	19.529	2	1	JOHNSON	48.076	48.179	0.103
3	212	PALLET	29.295	5	MACRAE	19.700	3	212	PALLET	49.124	49.124	0.000
4	35	DICKINSON	29.376	46	WALSH	19.816	4	5	MACRAE	49.128	49.128	0.000
5	91	HIRST	29.404	212	PALLET	19.829	5	91	HIRST	49.280	49.386	0.106
6	5	MACRAE	29.428	91	HIRST	19.876	6	35	DICKINSON	49.361	49.361	0.000
7	46	WALSH	29.550	440	EVERTON	19.912	7	46	WALSH	49.366	49.531	0.165
8	440	EVERTON	29.647	35	DICKINSON	19.985	8	440	EVERTON	49.559	49.584	0.025
9	39	MONK	29.726	17	BAKER	20.237	9	39	MONK	49.971	50.048	0.077
10	8	HELYER	30.137	39	MONK	20.245	10	8	HELYER	50.395	50.405	0.010
11	531	KOURTI	30.318	531	KOURTI	20.248	11	531	KOURTI	50.566	50.740	0.174
12	17	BAKER	30.396	8	HELYER	20.258	12	17	BAKER	50.633	50.826	0.193
13	81	McMULLAN	30.532	81	McMULLAN	20.370	13	81	McMULLAN	50.902	50.902	0.000
14	971	PACKHAM	30.557	971	PACKHAM	20.444	14	971	PACKHAM	51.001	51.147	0.146
15	54	ANDERTON	30.628	28	WALKER	20.580	15	54	ANDERTON	51.378	51.580	0.202
16	44	DUTTON	30.810	67	ANSELL	20.630	16	28	WALKER	51.432	51.558	0.126
17	67	ANSELL	30.850	115	MAHER	20.702	17	67	ANSELL	51.480	51.638	0.158
18	28	WALKER	30.852	54	ANDERTON	20.750	18	44	DUTTON	51.605	51.674	0.069
19	115	MAHER	31.039	44	DUTTON	20.795	19	115	MAHER	51.741	51.859	0.118
20	124	STRUTT	31.913	124	STRUTT	21.126	20	124	STRUTT	53.039	53.275	0.236
21	84	HIGGINS	32.152	84	HIGGINS	21.187	21	84	HIGGINS	53.339	53.354	0.015
22	998	RYBICKI	32.233	56	MILLS	21.430	22	998	RYBICKI	53.867	53.867	0.000
23	916	FREWIN	32.962	998	RYBICKI	21.634	23	56	MILLS	54.454	54.454	0.000
24	56	MILLS	33.024	916	FREWIN	21.958	24	916	FREWIN	54.920	55.022	0.102
25	281	FARLEY	37.347	281	FARLEY	23.000	25	281	FARLEY	1:00.347		
26												

BMCRC - MRO Championships 2024 - Rnd 7 @ Brands Hatch Indy

DART MRO 600 inc Clubman 600 & GP2/EVO & Rookie 600

RACE 11 - STATISTICS

Competitors Started	26
Planned Start	2024-09-21 @ 14:15:00.000
Actual Start	2024-09-21 @ 15:23:39.838
Finish Time	2024-09-21 @ 15:31:00.781
Track Length	1.2079mi.
Total Laps	204
Total Distance Covered	246.4209mi.

Session Fastest Lap History

NO	CL	NAME	LAP TIME	TIME OF DAY	LAP	VEHICLE
47		Fenton SEABRIGHT	48.884	15:25:22.878	2	Yamaha R6
47		Fenton SEABRIGHT	48.624	15:26:11.502	3	Yamaha R6
1		Anthony JOHNSON	48.558	15:26:11.561	3	
47		Fenton SEABRIGHT	48.404	15:26:59.906	4	Yamaha R6
47		Fenton SEABRIGHT	48.194	15:27:48.100	5	Yamaha R6
1		Anthony JOHNSON	48.179	15:28:36.419	6	
47		Fenton SEABRIGHT	48.170	15:29:24.466	7	Yamaha R6
47		Fenton SEABRIGHT	48.062	15:30:12.528	8	Yamaha R6

Session Leader History

NO	CL	NAME	FROM LAP	LAPS LED	DISTANCE	VEHICLE
47		Fenton SEABRIGHT	1	9	10.87 miles	Yamaha R6

Flag History

TYPE	TIME OF DAY
GREEN	15:23:39.838
FINISH	15:31:00.781

Flag Statistics

TYPE	COUNT	TOTAL LAPS	TOTAL TIME
Green	1	9	8:25.736
Red	0	0	0.000
Safety Car	0	0	0.000
FCY	0	0	0.000

BMCRC - MRO Championships 2024 - Rnd 7 @ Brands Hatch Indy

DART MRO 600 inc Clubman 600 & GP2/EVO & Rookie 600

RACE 11 - STATISTICS

CLASS :

15 Starters

Fastest Lap History

NO	NAME	LAP TIME	TIME OF DAY	LAP	VEHICLE
47	Fenton SEABRIGHT	48.884	15:25:22.878	2	Yamaha R6
47	Fenton SEABRIGHT	48.624	15:26:11.502	3	Yamaha R6
1	Anthony JOHNSON	48.558	15:26:11.561	3	
47	Fenton SEABRIGHT	48.404	15:26:59.906	4	Yamaha R6
47	Fenton SEABRIGHT	48.194	15:27:48.100	5	Yamaha R6
1	Anthony JOHNSON	48.179	15:28:36.419	6	
47	Fenton SEABRIGHT	48.170	15:29:24.466	7	Yamaha R6
47	Fenton SEABRIGHT	48.062	15:30:12.528	8	Yamaha R6

Leader History

NO	NAME	FROM LAP	LAPS LED	DISTANCE	VEHICLE
47	Fenton SEABRIGHT	1	9	10.87 miles	Yamaha R6

BMCRC - MRO Championships 2024 - Rnd 7 @ Brands Hatch Indy

DART MRO 600 inc Clubman 600 & GP2/EVO & Rookie 600

RACE 11 - STATISTICS

CLASS : C


11 Starters

Fastest Lap History

NO	NAME	LAP TIME	TIME OF DAY	LAP	VEHICLE
39	Aaron MONK	50.784	15:25:28.155	2	Kawasaki NINJA 636
39	Aaron MONK	50.207	15:26:18.362	3	Kawasaki NINJA 636
39	Aaron MONK	50.048	15:27:08.410	4	Kawasaki NINJA 636
440	Elijah EVERTON	50.036	15:28:50.789	6	Kawasaki NINJA 600
440	Elijah EVERTON	49.853	15:29:40.642	7	Kawasaki NINJA 600
440	Elijah EVERTON	49.807	15:30:30.449	8	Kawasaki NINJA 600
440	Elijah EVERTON	49.584	15:31:20.033	9	Kawasaki NINJA 600

Leader History

NO	NAME	FROM LAP	LAPS LED	DISTANCE	VEHICLE
39	Aaron MONK	1	9	10.87 miles	Kawasaki NINJA 636



BMCRC - MRO Championships 2024 - Rnd 7 @ Brands Hatch Indy

DART MRO 600 inc Clubman 600 & GP2/EVO & Rookie 600

RACE 1 - GRID (12 Laps)

ROW 10	30	6 Gareth FAITH	29	165 Frank MONTINI	28	97 Alex MANN *		
ROW 9		27	910 Harry GOWER	26	281 Daniel FARLEY	25	916 Adam FREWIN	55.022
ROW 8		24	56 Michael MILLS	23	998 Ben RYBICKI	22	84 George HIGGINS	54.454 53.867 53.354
ROW 7		21	124 Mark STRUTT	20	115 Brian MAHER	19	44 James DUTTON	53.275 51.859 51.674
ROW 6		18	67 Edward ANSELL	17	54 Jake ANDERTON	16	28 Tom WALKER	51.638 51.580 51.558
ROW 5		15	971 Jake PACKHAM	14	81 Fred McMULLAN	13	17 Philip BAKER	51.147 50.902 50.826
ROW 4		12	531 Jake KOURTI	11	8 Dan HELYER	10	3 Joey LAMBDEN	50.740 50.405
ROW 3		9	39 Aaron MONK	8	440 Elijah EVERTON	7	46 Glenn WALSH	50.048 49.584 49.531
ROW 2		6	91 Sam HIRST	5	35 Kai DICKINSON	4	5 Luke MACRAE	49.386 49.361 49.128
ROW 1		3	212 Matt PALLETT	2	1 Anthony JOHNSON	1	47 Fenton SEABRIGHT	49.124 48.179 48.062
Pole								

These results are provisional until the conclusion of any judicial and technical matters.


Brands Hatch Indy: 1.2079 miles

Clerk Of Course:	Stewards:	Timekeeper: Richard Evans	
------------------	-----------	---------------------------	--

Results can be found at www.tsl-timing.com

Printed - 15:35 Saturday, 21 September 2024





BMCRC - MRO Championships 2024 - Rnd 7 @ Brands Hatch Indy

DART MRO 600 inc Clubman 600 & GP2/EVO & Rookie 600

RACE 1 - CLASSIFICATION

Race Distance: 9 Laps / 10.87 miles

POS	NO	CL	PIC	NAME	ENTRY	LAPS	TIME	GAP	DIFF	MPH	BEST	ON
1	47		1	Fenton SEABRIGHT	Yamaha R6 - Fhs racing	9	8:20.639			78.17	54.233	8
2	1		2	Anthony JOHNSON	- INTA MOTORCYCLE SERVICES LTD	9	8:21.613	0.974	0.974	78.02	54.596	6
3	212		3	Matt PALLETT	Kawasaki ZX636 - BDA Chartered Architects	9	8:29.706	9.067	8.093	76.78	54.260	9
4	91		4	Sam HIRST	Kawasaki ZX-636 - Team Valley Racing	9	8:29.843	9.204	0.137	76.76	54.492	9
5	46		5	Glenn WALSH	- Walters Medical	9	8:34.768	14.129	4.925	76.02	55.982	4
6	3		6	Joey LAMBDEN	Kawasaki 636 -	9	8:38.038	17.399	3.270	75.54	55.744	4
7	440	C	1	Elijah EVERTON	Kawasaki NINJA 600 -	9	8:43.482	22.843	5.444	74.76	55.952	9
8	531	C	2	Jake KOURTI	Yamaha R6 - Red Mist Ltd/ GK Tree Surgeons Ltd/JWG Mot	9	8:44.067	23.428	0.585	74.68	56.236	8
9	56		7	Michael MILLS	Yamaha R6 - A51 Racing, The Wokingham Bar Company	9	8:46.560	25.921	2.493	74.32	55.829	8
10	81		8	Fred McMULLAN	Kawasaki ZX636 - Orwell Motorcycles ipswich	9	8:48.020	27.381	1.460	74.12	56.843	7
11	54	C	3	Jake ANDERTON	Yamaha R6 - Hunter Racing	9	8:48.248	27.609	0.228	74.08	57.039	2
12	17		9	Philip BAKER	Yamaha R6 - Ashford Accident Repair Centre Ltd	9	8:57.768	37.129	9.520	72.77	58.233	9
13	115	C	4	Brian MAHER	Yamaha R6 - Spraytech /Espresso Solutions	9	8:57.782	37.143	0.014	72.77	57.784	8
14	35		10	Kai DICKINSON	Yamaha R6 - Dad	9	8:57.810	37.171	0.028	72.77	57.783	8
15	28	C	5	Tom WALKER	Yamaha R6 - TRW Racing	9	8:58.808	38.169	0.998	72.63	58.088	9
16	84	C	6	George HIGGINS	Yamaha R6 - Aztec Racing	9	8:59.092	38.453	0.284	72.59	57.640	7
17	39	C	7	Aaron MONK	Kawasaki NINJA 636 - ftyaspitfire.co.uk	9	9:00.218	39.579	1.126	72.44	57.744	9
18	971		11	Jake PACKHAM	Yamaha R6 - Gasoline ally speedshop	9	9:00.492	39.853	0.274	72.41	56.950	9
19	44		12	James DUTTON	Yamaha R6 - AMR Motorcycles	9	9:00.708	40.069	0.216	72.38	57.734	9
20	67	C	8	Edward ANSELL	Triumph 675 - E a Ansell contractors	9	9:02.738	42.099	2.030	72.11	57.668	8
21	281	C	9	Daniel FARLEY	Yamaha R6 BN6 - F-Tech Fire & Electrical Ltd	8	8:26.615	1 Lap	1 Lap	68.66	1:01.806	8
22	998	C	10	Ben RYBICKI	Yamaha R6 - Car events diamondbrite	8	8:36.623	1 Lap	10.008	67.33	1:01.966	8
23	910	C	11	Harry GOWER	Triumph DAYTONA 675 - RG Racing	8	8:43.127	1 Lap	6.504	66.50	1:03.581	4

NOT CLASSIFIED

DNF	8			Dan HELYER	Triumph 675 -	5	4:45.953	4 Laps	3 Laps	76.03	54.662	5
DNF	124	C		Mark STRUTT	Yamaha R6 - MPS Developments LTD	1	1:10.699	8 Laps	4 Laps	61.50		
DNF	916	C		Adam FREWIN	Yamaha R6 - Daniel Parker Motorsport mindset coach	1	1:10.872	8 Laps	0.173	61.35		

FASTEST LAP

	47			Fenton SEABRIGHT	Yamaha R6 - Fhs racing	8	54.233		80.18 mph		129.04 kph	
	440	C		Elijah EVERTON	Kawasaki NINJA 600 -	9	55.952		77.72 mph		125.07 kph	

Comments:

Class - 92.5% of Race Speed = 72.30 mph
 Class C - 92.5% of Race Speed = 69.15 mph

Weather / Track : Cloudy / Drying

Date: 22/09/2024 Start: 10:39 Finish: 10:48

These results are provisional until the conclusion of any judicial and technical matters.

Brands Hatch Indy: 1.2079 miles

Clerk Of Course:	Stewards:	Timekeeper: Richard Evans	
------------------	-----------	---------------------------	--

Results can be found at www.tsl-timing.com

Printed - 10:49 Sunday, 22 September 2024



BMCRC - MRO Championships 2024 - Rnd 7 @ Brands Hatch Indy

DART MRO 600 inc Clubman 600 & GP2/EVO & Rookie 600

RACE 1 - LAP CHART

LAP 1 @ 10:40:55.656

NO	BEHIND	LAP TIME
1		1:00.131
47	0.783	1:00.914
46	1.605	1:01.736
212	2.262	1:02.393
91	2.363	1:02.494
440	3.323	1:03.454
8	3.823	1:03.954
17	4.012	1:04.143
3	4.137	1:04.268
531	4.510	1:04.641
35	5.418	1:05.549
81	5.880	1:06.011
28	5.985	1:06.116
54	6.127	1:06.258
39	6.234	1:06.365
56	6.810	1:06.941
44	6.832	1:06.963
67	7.361	1:07.492
115	7.516	1:07.647
84	7.862	1:07.993
971	8.591	1:08.722
281	10.417	1:10.548
124	10.568	1:10.699
916	10.741	1:10.872
910	11.870	1:12.001
998	12.415	1:12.546

LAP 2 @ 10:41:52.013

NO	BEHIND	LAP TIME
1		56.357
47	0.212	55.786
46	2.547	57.299
91	2.987	56.981
212	3.535	57.630
8	3.614	56.148
3	5.188	57.408
440	5.942	58.976
17	6.573	58.918
531	6.664	58.511
54	6.809	57.039
81	7.896	58.373
35	9.969	1:00.908
28	10.048	1:00.420
39	10.282	1:00.405
56	10.339	59.886
44	11.473	1:00.998
67	11.626	1:00.622
115	11.682	1:00.523
84	12.167	1:00.662
971	13.904	1:01.670
281	16.739	1:02.679
910	20.944	1:05.431
998	21.934	1:05.876

LAP 3 @ 10:42:47.521

NO	BEHIND	LAP TIME
1		55.508
47	0.175	55.471
46	3.370	56.331
8	4.082	55.976
91	4.115	56.636
212	4.626	56.599

3	5.774	56.094
440	8.321	57.887
531	9.710	58.554
17	9.851	58.786
54	10.003	58.702
81	10.309	57.921
56	13.711	58.880
28	14.531	59.991
35	14.899	1:00.438
39	15.454	1:00.680
115	15.657	59.483
84	16.184	59.525
44	16.197	1:00.232
67	16.775	1:00.657
971	20.087	1:01.691
281	23.265	1:02.034
910	29.560	1:04.124
998	30.556	1:04.130

LAP 4 @ 10:43:42.443

NO	BEHIND	LAP TIME
1		54.922
47	0.011	54.758
8	4.373	55.213
46	4.430	55.982
91	5.307	56.114
212	5.929	56.225
3	6.596	55.744
440	11.651	58.252
531	11.808	57.020
54	12.648	57.567
81	14.550	59.163
17	14.787	59.858
56	15.866	57.077
28	18.659	59.050
35	19.615	59.638
39	20.136	59.604
115	20.200	59.465
84	20.412	59.150
44	21.147	59.872
67	21.671	59.818
971	24.738	59.573
281	30.424	1:02.081
910	38.219	1:03.581
998	39.372	1:03.738

LAP 5 @ 10:44:37.364

NO	BEHIND	LAP TIME
1		54.921
47	0.087	54.997
8	4.114	54.662
46	5.737	56.228
91	6.151	55.765
212	6.223	55.215
3	8.111	56.436
440	14.307	57.577
531	14.521	57.634
54	14.970	57.243
81	17.466	57.837
56	18.126	57.181
17	19.782	59.916
28	22.268	58.530
35	23.317	58.623
115	24.339	59.060
39	24.729	59.514

84	24.904	59.413
44	25.561	59.335
67	26.069	59.319
971	27.962	58.145
281	37.782	1:02.279
910	47.520	1:04.222
998	48.012	1:03.561

LAP 6 @ 10:45:31.960

NO	BEHIND	LAP TIME
1		54.596
47	0.049	54.558
46	7.824	56.683
91	7.922	56.367
212	8.016	56.389
3	10.723	57.208
440	17.397	57.686
531	17.666	57.741
54	18.085	57.711
81	20.206	57.336
56	20.393	56.863
17	24.868	59.682
28	26.927	59.255
35	27.180	58.459
115	27.562	57.819
84	28.379	58.071
39	29.142	59.009
44	29.677	58.712
67	30.741	59.268
971	31.356	57.990
281	45.851	1:02.665

LAP 7 @ 10:46:27.024

NO	BEHIND	LAP TIME
1		55.064
47	0.066	55.081
998	1 Lap	1:02.759
910	1 Lap	1:05.274
212	8.328	55.376
91	8.481	55.623
46	9.586	56.826
3	12.061	56.402
440	19.771	57.438
531	19.958	57.356
54	20.307	57.286
81	21.985	56.843
56	22.280	56.951
17	29.165	59.361
28	30.107	58.244
35	30.619	58.503
115	30.710	58.212
84	30.955	57.640
39	32.439	58.361
44	32.963	58.350
67	34.219	58.542
971	34.287	57.995
281	53.310	1:02.523

LAP 8 @ 10:47:21.323

NO	BEHIND	LAP TIME
47		54.233
1	0.314	54.613
998	1 Lap	1:02.047
91	9.553	55.371

212	9.648	55.619
46	12.150	56.863
910	1 Lap	1:04.403
3	14.982	57.220
440	21.732	56.260
531	21.895	56.236
54	23.765	57.757
56	23.810	55.829
81	24.701	57.015
17	33.737	58.871
35	34.103	57.783
115	34.195	57.784
28	34.922	59.114
84	35.037	58.381
39	36.676	58.536
44	37.176	58.512
67	37.588	57.668
971	37.744	57.756

LAP 9 @ 10:48:16.164

NO	BEHIND	LAP TIME
47		54.841
1	0.974	55.501
281	1 Lap	1:01.806
212	9.067	54.260
91	9.204	54.492
46	14.129	56.820
998	1 Lap	1:01.966
3	17.399	57.258
910	1 Lap	1:04.091
440	22.843	55.952
531	23.428	56.374
56	25.921	56.952
81	27.381	57.521
54	27.609	58.685
17	37.129	58.233
115	37.143	57.789
35	37.171	57.909
28	38.169	58.088
84	38.453	58.257
39	39.579	57.744
971	39.853	56.950
44	40.069	57.734
67	42.099	59.352

BMCRC - MRO Championships 2024 - Rnd 7 @ Brands Hatch Indy

DART MRO 600 inc Clubman 600 & GP2/EVO & Rookie 600

RACE 1 - POSITION CHART

No	Name	Lap Pos											
			1	2	3	4	5	6	7	8	9	10	
3	LAMB DEN	1	1	1	1	1	1	1	1	1	1	47	47
8	HELYER	2	47	47	47	47	47	47	47	47	47	1	1
17	BAKER	3	46	46	46	8	8	46	212	91	212		
35	DICKINSON	4	212	91	8	46	46	91	91	212	91		
44	DUTTON	5	91	212	91	91	91	212	46	46	46		
46	WALSH	6	440	8	212	212	212	3	3	3	3		
47	SEABRIGHT	7	8	3	3	3	3	440	440	440	440		
56	MILLS	8	17	440	440	440	440	531	531	531	531		
1	JOHNSON	9	3	17	531	531	531	54	54	54	56		
81	McMULLAN	10	531	531	17	54	54	81	81	56	81		
91	HIRST	11	35	54	54	81	81	56	56	81	54		
212	PALLETT	12	81	81	81	17	56	17	17	17	17		
971	PACKHAM	13	28	35	56	56	17	28	28	35	115		
28	WALKER	14	54	28	28	28	28	35	35	115	35		
39	MONK	15	39	39	35	35	35	115	115	28	28		
54	ANDERTON	16	56	56	39	39	115	84	84	84	84		
67	ANSELL	17	44	44	115	115	39	39	39	39	39		
84	HIGGINS	18	67	67	84	84	84	44	44	44	971		
115	MAHER	19	115	115	44	44	44	67	67	67	44		
281	FARLEY	20	84	84	67	67	67	971	971	971	67		
440	EVERTON	21	971	971	971	971	971	281	281	281			
531	KOURTI	22	281	281	281	281	281	998	998	998			
910	GOWER	23	124	910	910	910	910	910	910	910			
916	FREWIN	24	916	998	998	998	998						
998	RYBICKI	25	910										
124	STRUTT	26	998										

BMCRC - MRO Championships 2024 - Rnd 7 @ Brands Hatch Indy

DART MRO 600 inc Clubman 600 & GP2/EVO & Rookie 600

RACE 1 - SECTOR ANALYSIS



SECTOR 1 = FL to I1, SECTOR 2 = I1 to FL, DIFF = Difference To Personal Best Lap, P = Crossed Finish Line in Pit Lane, D = Time Disallowed

P1 47		Fenton SEABRIGHT		Yamaha R6 - Fhs racing		
IDEAL LAP TIME : 54.205		BEST LAP TIME : 54.233		DIFFERENCE : 0.028		
LAP	SECTOR 1	SECTOR 2	LAP TIME	MPH	DIFF	TIME OF DAY
1 -		22.824	1:00.914	71.38	6.681	10:40:56.439
2 -	33.234	22.552	55.786	77.95	1.553	10:41:52.225
3 -	33.218	22.253	55.471	78.39	1.238	10:42:47.696
4 -	32.869	21.889	54.758 (3)	79.41	0.525	10:43:42.454
5 -	32.979	22.018	54.997	79.06	0.764	10:44:37.451
6 -	32.765	21.793	54.558 (2)	79.70	0.325	10:45:32.009
7 -	32.617	22.464	55.081	78.94	0.848	10:46:27.090
8 -	32.412	21.821	54.233 (1)	80.18		10:47:21.323
9 -	32.712	22.129	54.841	79.29	0.608	10:48:16.164

P2 1		Anthony JOHNSON		- INTA MOTORCYCLE SERVICES LTD		
IDEAL LAP TIME : 54.317		BEST LAP TIME : 54.596		DIFFERENCE : 0.279		
LAP	SECTOR 1	SECTOR 2	LAP TIME	MPH	DIFF	TIME OF DAY
1 -		22.547	1:00.131	72.31	5.535	10:40:55.656
2 -	33.645	22.712	56.357	77.16	1.761	10:41:52.013
3 -	33.291	22.217	55.508	78.34	0.912	10:42:47.521
4 -	32.781	22.141	54.922	79.17	0.326	10:43:42.443
5 -	32.866	22.055	54.921 (3)	79.17	0.325	10:44:37.364
6 -	32.615	21.981	54.596 (1)	79.65		10:45:31.960
7 -	32.584	22.480	55.064	78.97	0.468	10:46:27.024
8 -	32.336	22.277	54.613 (2)	79.62	0.017	10:47:21.637
9 -	33.167	22.334	55.501	78.35	0.905	10:48:17.138

P3 212		Matt PALLETT		Kawasaki ZX636 - BDA Chartered Architects		
IDEAL LAP TIME : 54.260		BEST LAP TIME : 54.260		DIFFERENCE : 0.000		
LAP	SECTOR 1	SECTOR 2	LAP TIME	MPH	DIFF	TIME OF DAY
1 -		23.278	1:02.393	69.69	8.133	10:40:57.918
2 -	34.483	23.147	57.630	75.45	3.370	10:41:55.548
3 -	34.027	22.572	56.599	76.83	2.339	10:42:52.147
4 -	33.588	22.637	56.225	77.34	1.965	10:43:48.372
5 -	32.999	22.216	55.215 (2)	78.75	0.955	10:44:43.587
6 -	33.865	22.524	56.389	77.11	2.129	10:45:39.976
7 -	32.828	22.548	55.376 (3)	78.52	1.116	10:46:35.352
8 -	33.511	22.108	55.619	78.18	1.359	10:47:30.971
9 -	32.384	21.876	54.260 (1)	80.14		10:48:25.231

P4 91		Sam HIRST		Kawasaki ZX-636 - Team Valley Racing		
IDEAL LAP TIME : 54.492		BEST LAP TIME : 54.492		DIFFERENCE : 0.000		
LAP	SECTOR 1	SECTOR 2	LAP TIME	MPH	DIFF	TIME OF DAY
1 -		23.046	1:02.494	69.58	8.002	10:40:58.019
2 -	33.963	23.018	56.981	76.31	2.489	10:41:55.000
3 -	33.779	22.857	56.636	76.78	2.144	10:42:51.636
4 -	33.571	22.543	56.114	77.49	1.622	10:43:47.750
5 -	33.057	22.708	55.765	77.98	1.273	10:44:43.515
6 -	33.673	22.694	56.367	77.14	1.875	10:45:39.882
7 -	33.319	22.304	55.623 (3)	78.17	1.131	10:46:35.505
8 -	33.134	22.237	55.371 (2)	78.53	0.879	10:47:30.876
9 -	32.640	21.852	54.492 (1)	79.80		10:48:25.368

BMCRC - MRO Championships 2024 - Rnd 7 @ Brands Hatch Indy

DART MRO 600 inc Clubman 600 & GP2/EVO & Rookie 600

RACE 1 - SECTOR ANALYSIS



SECTOR 1 = FL to I1, SECTOR 2 = I1 to FL, DIFF = Difference To Personal Best Lap, P = Crossed Finish Line in Pit Lane, D = Time Disallowed

P5 46		Glenn WALSH		- Walters Medical		
IDEAL LAP TIME : 55.982		BEST LAP TIME : 55.982		DIFFERENCE : 0.000		
LAP	SECTOR 1	SECTOR 2	LAP TIME	MPH	DIFF	TIME OF DAY
1 -		23.023	1:01.736	70.43	5.754	10:40:57.261
2 -	34.287	23.012	57.299	75.89	1.317	10:41:54.560
3 -	33.457	22.874	56.331 (3)	77.19	0.349	10:42:50.891
4 -	33.281	22.701	55.982 (1)	77.67		10:43:46.873
5 -	33.337	22.891	56.228 (2)	77.33	0.246	10:44:43.101
6 -	33.605	23.078	56.683	76.71	0.701	10:45:39.784
7 -	33.896	22.930	56.826	76.52	0.844	10:46:36.610
8 -	33.516	23.347	56.863	76.47	0.881	10:47:33.473
9 -	33.826	22.994	56.820	76.53	0.838	10:48:30.293

P6 3		Joey LAMBDEN		Kawasaki 636 -		
IDEAL LAP TIME : 55.441		BEST LAP TIME : 55.744		DIFFERENCE : 0.303		
LAP	SECTOR 1	SECTOR 2	LAP TIME	MPH	DIFF	TIME OF DAY
1 -		23.485	1:04.268	67.66	8.524	10:40:59.793
2 -	34.482	22.926	57.408	75.74	1.664	10:41:57.201
3 -	33.817	22.277	56.094 (2)	77.52	0.350	10:42:53.295
4 -	33.464	22.280	55.744 (1)	78.01		10:43:49.039
5 -	33.164	23.272	56.436	77.05	0.692	10:44:45.475
6 -	34.300	22.908	57.208	76.01	1.464	10:45:42.683
7 -	33.752	22.650	56.402 (3)	77.10	0.658	10:46:39.085
8 -	34.446	22.774	57.220	75.99	1.476	10:47:36.305
9 -	34.228	23.030	57.258	75.94	1.514	10:48:33.563

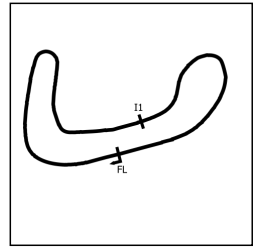
P7 440 C		Elijah EVERTON		Kawasaki NINJA 600 -		
IDEAL LAP TIME : 55.952		BEST LAP TIME : 55.952		DIFFERENCE : 0.000		
LAP	SECTOR 1	SECTOR 2	LAP TIME	MPH	DIFF	TIME OF DAY
1 -		23.815	1:03.454	68.53	7.502	10:40:58.979
2 -	35.052	23.924	58.976	73.73	3.024	10:41:57.955
3 -	34.157	23.730	57.887	75.12	1.935	10:42:55.842
4 -	34.539	23.713	58.252	74.65	2.300	10:43:54.094
5 -	34.005	23.572	57.577	75.52	1.625	10:44:51.671
6 -	33.842	23.844	57.686	75.38	1.734	10:45:49.357
7 -	33.845	23.593	57.438 (3)	75.70	1.486	10:46:46.795
8 -	33.264	22.996	56.260 (2)	77.29	0.308	10:47:43.055
9 -	33.090	22.862	55.952 (1)	77.72		10:48:39.007

P8 531 C		Jake KOURTI		Yamaha R6 - Red Mist Ltd/ GK Tree Surgeons Ltd/JWG Motorcy		
IDEAL LAP TIME : 55.664		BEST LAP TIME : 56.236		DIFFERENCE : 0.572		
LAP	SECTOR 1	SECTOR 2	LAP TIME	MPH	DIFF	TIME OF DAY
1 -		23.613	1:04.641	67.27	8.405	10:41:00.166
2 -	35.065	23.446	58.511	74.32	2.275	10:41:58.677
3 -	35.069	23.485	58.554	74.26	2.318	10:42:57.231
4 -	34.105	22.915	57.020 (3)	76.26	0.784	10:43:54.251
5 -	34.602	23.032	57.634	75.45	1.398	10:44:51.885
6 -	34.336	23.405	57.741	75.31	1.505	10:45:49.626
7 -	33.965	23.391	57.356	75.81	1.120	10:46:46.982
8 -	33.844	22.392	56.236 (1)	77.32		10:47:43.218
9 -	33.272	23.102	56.374 (2)	77.13	0.138	10:48:39.592

BMCRC - MRO Championships 2024 - Rnd 7 @ Brands Hatch Indy

DART MRO 600 inc Clubman 600 & GP2/EVO & Rookie 600

RACE 1 - SECTOR ANALYSIS



SECTOR 1 = FL to I1, SECTOR 2 = I1 to FL, DIFF = Difference To Personal Best Lap, P = Crossed Finish Line in Pit Lane, D = Time Disallowed

P9 56		Michael MILLS		Yamaha R6 - A51 Racing, The Wokingham Bar Company			
IDEAL LAP TIME : 55.829		BEST LAP TIME : 55.829		DIFFERENCE : 0.000			
LAP	SECTOR 1	SECTOR 2	LAP TIME	MPH	DIFF	TIME OF DAY	
1 -		24.389	1:06.941	64.96	11.112	10:41:02.466	
2 -	36.044	23.842	59.886	72.61	4.057	10:42:02.352	
3 -	35.490	23.390	58.880	73.85	3.051	10:43:01.232	
4 -	34.120	22.957	57.077	76.18	1.248	10:43:58.309	
5 -	34.255	22.926	57.181	76.04	1.352	10:44:55.490	
6 -	33.758	23.105	56.863 (2)	76.47	1.034	10:45:52.353	
7 -	34.222	22.729	56.951 (3)	76.35	1.122	10:46:49.304	
8 -	33.249	22.580	55.829 (1)	77.89		10:47:45.133	
9 -	33.679	23.273	56.952	76.35	1.123	10:48:42.085	

P10 81		Fred McMULLAN		Kawasaki ZX636 - Orwell Motorcycles Ipswich			
IDEAL LAP TIME : 56.608		BEST LAP TIME : 56.843		DIFFERENCE : 0.235			
LAP	SECTOR 1	SECTOR 2	LAP TIME	MPH	DIFF	TIME OF DAY	
1 -		24.452	1:06.011	65.87	9.168	10:41:01.536	
2 -	35.164	23.209	58.373	74.49	1.530	10:41:59.909	
3 -	34.326	23.595	57.921	75.07	1.078	10:42:57.830	
4 -	35.396	23.767	59.163	73.50	2.320	10:43:56.993	
5 -	34.600	23.237	57.837	75.18	0.994	10:44:54.830	
6 -	34.250	23.086	57.336 (3)	75.84	0.493	10:45:52.166	
7 -	34.173	22.670	56.843 (1)	76.50		10:46:49.009	
8 -	33.938	23.077	57.015 (2)	76.27	0.172	10:47:46.024	
9 -	33.965	23.556	57.521	75.60	0.678	10:48:43.545	

P11 54 C		Jake ANDERTON		Yamaha R6 - Hunter Racing			
IDEAL LAP TIME : 56.778		BEST LAP TIME : 57.039		DIFFERENCE : 0.261			
LAP	SECTOR 1	SECTOR 2	LAP TIME	MPH	DIFF	TIME OF DAY	
1 -		24.004	1:06.258	65.63	9.219	10:41:01.783	
2 -	34.305	22.734	57.039 (1)	76.23		10:41:58.822	
3 -	35.062	23.640	58.702	74.07	1.663	10:42:57.524	
4 -	34.692	22.875	57.567	75.53	0.528	10:43:55.091	
5 -	34.569	22.674	57.243 (2)	75.96	0.204	10:44:52.334	
6 -	34.104	23.607	57.711	75.35	0.672	10:45:50.045	
7 -	34.223	23.063	57.286 (3)	75.91	0.247	10:46:47.331	
8 -	34.629	23.128	57.757	75.29	0.718	10:47:45.088	
9 -	34.714	23.971	58.685	74.10	1.646	10:48:43.773	

P12 17		Philip BAKER		Yamaha R6 - Ashford Accident Repair Centre Ltd			
IDEAL LAP TIME : 58.233		BEST LAP TIME : 58.233		DIFFERENCE : 0.000			
LAP	SECTOR 1	SECTOR 2	LAP TIME	MPH	DIFF	TIME OF DAY	
1 -		23.848	1:04.143	67.79	5.910	10:40:59.668	
2 -	35.159	23.759	58.918	73.80	0.685	10:41:58.586	
3 -	34.877	23.909	58.786 (2)	73.97	0.553	10:42:57.372	
4 -	35.622	24.236	59.858	72.64	1.625	10:43:57.230	
5 -	35.889	24.027	59.916	72.57	1.683	10:44:57.146	
6 -	35.814	23.868	59.682	72.86	1.449	10:45:56.828	
7 -	35.423	23.938	59.361	73.25	1.128	10:46:56.189	
8 -	35.051	23.820	58.871 (3)	73.86	0.638	10:47:55.060	
9 -	34.746	23.487	58.233 (1)	74.67		10:48:53.293	

BMCRC - MRO Championships 2024 - Rnd 7 @ Brands Hatch Indy

DART MRO 600 inc Clubman 600 & GP2/EVO & Rookie 600

RACE 1 - SECTOR ANALYSIS



SECTOR 1 = FL to I1, SECTOR 2 = I1 to FL, DIFF = Difference To Personal Best Lap, P = Crossed Finish Line in Pit Lane, D = Time Disallowed

P13 115 C		Brian MAHER		Yamaha R6 - Spraytech /Espresso Solutions		
IDEAL LAP TIME : 57.689		BEST LAP TIME : 57.784		DIFFERENCE : 0.095		
LAP	SECTOR 1	SECTOR 2	LAP TIME	MPH	DIFF	TIME OF DAY
1 -		24.652	1:07.647	64.28	9.863	10:41:03.172
2 -	36.584	23.939	1:00.523	71.85	2.739	10:42:03.695
3 -	35.821	23.662	59.483	73.10	1.699	10:43:03.178
4 -	35.854	23.611	59.465	73.12	1.681	10:44:02.643
5 -	35.843	23.217	59.060	73.63	1.276	10:45:01.703
6 -	34.914	22.905	57.819 (3)	75.21	0.035	10:45:59.522
7 -	34.956	23.256	58.212	74.70	0.428	10:46:57.734
8 -	34.784	23.000	57.784 (1)	75.25		10:47:55.518
9 -	34.796	22.993	57.789 (2)	75.24	0.005	10:48:53.307

P14 35		Kai DICKINSON		Yamaha R6 - Dad		
IDEAL LAP TIME : 57.733		BEST LAP TIME : 57.783		DIFFERENCE : 0.050		
LAP	SECTOR 1	SECTOR 2	LAP TIME	MPH	DIFF	TIME OF DAY
1 -		24.155	1:05.549	66.34	7.766	10:41:01.074
2 -	36.608	24.300	1:00.908	71.39	3.125	10:42:01.982
3 -	36.597	23.841	1:00.438	71.95	2.655	10:43:02.420
4 -	35.781	23.857	59.638	72.91	1.855	10:44:02.058
5 -	35.182	23.441	58.623	74.17	0.840	10:45:00.681
6 -	34.832	23.627	58.459 (3)	74.38	0.676	10:45:59.140
7 -	35.119	23.384	58.503	74.33	0.720	10:46:57.643
8 -	34.526	23.257	57.783 (1)	75.25		10:47:55.426
9 -	34.702	23.207	57.909 (2)	75.09	0.126	10:48:53.335

P15 28 C		Tom WALKER		Yamaha R6 - TRW Racing		
IDEAL LAP TIME : 58.026		BEST LAP TIME : 58.088		DIFFERENCE : 0.062		
LAP	SECTOR 1	SECTOR 2	LAP TIME	MPH	DIFF	TIME OF DAY
1 -		24.372	1:06.116	65.77	8.028	10:41:01.641
2 -	36.095	24.325	1:00.420	71.97	2.332	10:42:02.061
3 -	36.090	23.901	59.991	72.48	1.903	10:43:02.052
4 -	35.360	23.690	59.050	73.64	0.962	10:44:01.102
5 -	35.168	23.362	58.530 (3)	74.29	0.442	10:44:59.632
6 -	35.526	23.729	59.255	73.38	1.167	10:45:58.887
7 -	34.874	23.370	58.244 (2)	74.66	0.156	10:46:57.131
8 -	35.364	23.750	59.114	73.56	1.026	10:47:56.245
9 -	34.936	23.152	58.088 (1)	74.86		10:48:54.333

P16 84 C		George HIGGINS		Yamaha R6 - Aztec Racing		
IDEAL LAP TIME : 57.635		BEST LAP TIME : 57.640		DIFFERENCE : 0.005		
LAP	SECTOR 1	SECTOR 2	LAP TIME	MPH	DIFF	TIME OF DAY
1 -		24.508	1:07.993	63.95	10.353	10:41:03.518
2 -	36.674	23.988	1:00.662	71.68	3.022	10:42:04.180
3 -	35.892	23.633	59.525	73.05	1.885	10:43:03.705
4 -	35.673	23.477	59.150	73.51	1.510	10:44:02.855
5 -	35.958	23.455	59.413	73.19	1.773	10:45:02.268
6 -	34.813	23.258	58.071 (2)	74.88	0.431	10:46:00.339
7 -	34.530	23.110	57.640 (1)	75.44		10:46:57.979
8 -	34.816	23.565	58.381	74.48	0.741	10:47:56.360
9 -	35.152	23.105	58.257 (3)	74.64	0.617	10:48:54.617

BMCRC - MRO Championships 2024 - Rnd 7 @ Brands Hatch Indy

DART MRO 600 inc Clubman 600 & GP2/EVO & Rookie 600

RACE 1 - SECTOR ANALYSIS



SECTOR 1 = FL to I1, SECTOR 2 = I1 to FL, DIFF = Difference To Personal Best Lap, P = Crossed Finish Line in Pit Lane, D = Time Disallowed

P17 39 C		Aaron MONK		Kawasaki NINJA 636 - flyasptfire.co.uk		
IDEAL LAP TIME : 57.744		BEST LAP TIME : 57.744		DIFFERENCE : 0.000		
LAP	SECTOR 1	SECTOR 2	LAP TIME	MPH	DIFF	TIME OF DAY
1 -		24.504	1:06.365	65.52	8.621	10:41:01.890
2 -	36.213	24.192	1:00.405	71.99	2.661	10:42:02.295
3 -	36.493	24.187	1:00.680	71.66	2.936	10:43:02.975
4 -	35.657	23.947	59.604	72.95	1.860	10:44:02.579
5 -	35.667	23.847	59.514	73.06	1.770	10:45:02.093
6 -	35.198	23.811	59.009	73.69	1.265	10:46:01.102
7 -	35.041	23.320	58.361 (2)	74.51	0.617	10:46:59.463
8 -	35.077	23.459	58.536 (3)	74.28	0.792	10:47:57.999
9 -	34.498	23.246	57.744 (1)	75.30		10:48:55.743

P18 971		Jake PACKHAM		Yamaha R6 - Gasoline ally speedshop		
IDEAL LAP TIME : 56.950		BEST LAP TIME : 56.950		DIFFERENCE : 0.000		
LAP	SECTOR 1	SECTOR 2	LAP TIME	MPH	DIFF	TIME OF DAY
1 -		24.728	1:08.722	63.27	11.772	10:41:04.247
2 -	37.522	24.148	1:01.670	70.51	4.720	10:42:05.917
3 -	37.168	24.523	1:01.691	70.49	4.741	10:43:07.608
4 -	35.886	23.687	59.573	72.99	2.623	10:44:07.181
5 -	34.800	23.345	58.145	74.78	1.195	10:45:05.326
6 -	34.643	23.347	57.990 (3)	74.98	1.040	10:46:03.316
7 -	34.500	23.495	57.995	74.98	1.045	10:47:01.311
8 -	34.605	23.151	57.756 (2)	75.29	0.806	10:47:59.067
9 -	34.183	22.767	56.950 (1)	76.35		10:48:56.017

P19 44		James DUTTON		Yamaha R6 - AMR Motorcycles		
IDEAL LAP TIME : 57.734		BEST LAP TIME : 57.734		DIFFERENCE : 0.000		
LAP	SECTOR 1	SECTOR 2	LAP TIME	MPH	DIFF	TIME OF DAY
1 -		24.869	1:06.963	64.93	9.229	10:41:02.488
2 -	36.555	24.443	1:00.998	71.29	3.264	10:42:03.486
3 -	35.614	24.618	1:00.232	72.19	2.498	10:43:03.718
4 -	35.964	23.908	59.872	72.63	2.138	10:44:03.590
5 -	35.455	23.880	59.335	73.28	1.601	10:45:02.925
6 -	34.767	23.945	58.712	74.06	0.978	10:46:01.637
7 -	34.746	23.604	58.350 (2)	74.52	0.616	10:46:59.987
8 -	34.760	23.752	58.512 (3)	74.31	0.778	10:47:58.499
9 -	34.274	23.460	57.734 (1)	75.32		10:48:56.233

P20 67 C		Edward ANSELL		Triumph 675 - E a Ansell contractors		
IDEAL LAP TIME : 57.668		BEST LAP TIME : 57.668		DIFFERENCE : 0.000		
LAP	SECTOR 1	SECTOR 2	LAP TIME	MPH	DIFF	TIME OF DAY
1 -		24.696	1:07.492	64.43	9.824	10:41:03.017
2 -	36.304	24.318	1:00.622	71.73	2.954	10:42:03.639
3 -	36.541	24.116	1:00.657	71.69	2.989	10:43:04.296
4 -	35.636	24.182	59.818	72.69	2.150	10:44:04.114
5 -	35.507	23.812	59.319	73.30	1.651	10:45:03.433
6 -	35.309	23.959	59.268 (3)	73.37	1.600	10:46:02.701
7 -	34.772	23.770	58.542 (2)	74.28	0.874	10:47:01.243
8 -	34.329	23.339	57.668 (1)	75.40		10:47:58.911
9 -	35.414	23.938	59.352	73.26	1.684	10:48:58.263

BMCRC - MRO Championships 2024 - Rnd 7 @ Brands Hatch Indy

DART MRO 600 inc Clubman 600 & GP2/EVO & Rookie 600

RACE 1 - SECTOR ANALYSIS



SECTOR 1 = FL to I1, SECTOR 2 = I1 to FL, DIFF = Difference To Personal Best Lap, P = Crossed Finish Line in Pit Lane, D = Time Disallowed

P21 281 C		Daniel FARLEY		Yamaha R6 BN6 - F-Tech Fire & Electrical Ltd		
IDEAL LAP TIME : 1:01.705		BEST LAP TIME : 1:01.806		DIFFERENCE : 0.101		
LAP	SECTOR 1	SECTOR 2	LAP TIME	MPH	DIFF	TIME OF DAY
1 -		25.490	1:10.548	61.63	8.742	10:41:06.073
2 -	37.680	24.999	1:02.679	69.37	0.873	10:42:08.752
3 -	37.027	25.007	1:02.034 (2)	70.10	0.228	10:43:10.786
4 -	36.889	25.192	1:02.081 (3)	70.04	0.275	10:44:12.867
5 -	36.993	25.286	1:02.279	69.82	0.473	10:45:15.146
6 -	37.007	25.658	1:02.665	69.39	0.859	10:46:17.811
7 -	37.179	25.344	1:02.523	69.55	0.717	10:47:20.334
8 -	36.706	25.100	1:01.806 (1)	70.35		10:48:22.140

P22 998 C		Ben RYBICKI		Yamaha R6 - Car events diamondbrite		
IDEAL LAP TIME : 1:01.549		BEST LAP TIME : 1:01.966		DIFFERENCE : 0.417		
LAP	SECTOR 1	SECTOR 2	LAP TIME	MPH	DIFF	TIME OF DAY
1 -		25.821	1:12.546	59.94	10.580	10:41:08.071
2 -	39.058	26.818	1:05.876	66.01	3.910	10:42:13.947
3 -	38.753	25.377	1:04.130	67.80	2.164	10:43:18.077
4 -	38.569	25.169	1:03.738	68.22	1.772	10:44:21.815
5 -	38.061	25.500	1:03.561	68.41	1.595	10:45:25.376
6 -	37.271	25.488	1:02.759 (3)	69.29	0.793	10:46:28.135
7 -	36.855	25.192	1:02.047 (2)	70.08	0.081	10:47:30.182
8 -	37.272	24.694	1:01.966 (1)	70.17		10:48:32.148

P23 910 C		Harry GOWER		Triumph DAYTONA 675 - RG Racing		
IDEAL LAP TIME : 1:03.578		BEST LAP TIME : 1:03.581		DIFFERENCE : 0.003		
LAP	SECTOR 1	SECTOR 2	LAP TIME	MPH	DIFF	TIME OF DAY
1 -		25.545	1:12.001	60.39	8.420	10:41:07.526
2 -	39.160	26.271	1:05.431	66.46	1.850	10:42:12.957
3 -	38.696	25.428	1:04.124 (3)	67.81	0.543	10:43:17.081
4 -	38.699	24.882	1:03.581 (1)	68.39		10:44:20.662
5 -	38.804	25.418	1:04.222	67.71	0.641	10:45:24.884
6 -	39.437	25.837	1:05.274	66.62	1.693	10:46:30.158
7 -	39.207	25.196	1:04.403	67.52	0.822	10:47:34.561
8 -	38.985	25.106	1:04.091 (2)	67.85	0.510	10:48:38.652

P24 8		Dan HELYER		Triumph 675 -		
IDEAL LAP TIME : 54.583		BEST LAP TIME : 54.662		DIFFERENCE : 0.079		
LAP	SECTOR 1	SECTOR 2	LAP TIME	MPH	DIFF	TIME OF DAY
1 -		23.345	1:03.954	67.99	9.292	10:40:59.479
2 -	33.903	22.245	56.148	77.44	1.486	10:41:55.627
3 -	33.456	22.520	55.976 (3)	77.68	1.314	10:42:51.603
4 -	32.843	22.370	55.213 (2)	78.76	0.551	10:43:46.816
5 -	32.686	21.976	54.662 (1)	79.55		10:44:41.478

P25 124 C		Mark STRUTT		Yamaha R6 - MPS Developments LTD		
IDEAL LAP TIME : 1:04.275		BEST LAP TIME :		DIFFERENCE :		
LAP	SECTOR 1	SECTOR 2	LAP TIME	MPH	DIFF	TIME OF DAY
1 -		25.389	1:10.699	61.50		10:41:06.224

P26 916 C		Adam FREWIN		Yamaha R6 - Daniel Parker Motorsport mindset coach		
IDEAL LAP TIME : 1:04.559		BEST LAP TIME :		DIFFERENCE :		
LAP	SECTOR 1	SECTOR 2	LAP TIME	MPH	DIFF	TIME OF DAY
1 -		25.377	1:10.872	61.35		10:41:06.397

BMCRC - MRO Championships 2024 - Rnd 7 @ Brands Hatch Indy

DART MRO 600 inc Clubman 600 & GP2/EVO & Rookie 600

RACE 1 - BEST SECTORS

SECTOR 1			SECTOR 2			IDEAL / BEST COMPARISON						
POS	NO	NAME	TIME	NO	NAME	TIME	POS	NO	NAME	IDEAL	BEST	DIFF
									PERFECT LAP	54.129		
1	1	JOHNSON	32.336	47	SEABRIGHT	21.793	1	47	SEABRIGHT	54.205	54.233	0.028
2	212	PALLET	32.384	91	HIRST	21.852	2	212	PALLET	54.260	54.260	0.000
3	47	SEABRIGHT	32.412	212	PALLET	21.876	3	1	JOHNSON	54.317	54.596	0.279
4	8	HELYER	32.607	8	HELYER	21.976	4	91	HIRST	54.492	54.492	0.000
5	91	HIRST	32.640	1	JOHNSON	21.981	5	8	HELYER	54.583	54.662	0.079
6	440	EVERTON	33.090	3	LAMB DEN	22.277	6	3	LAMB DEN	55.441	55.744	0.303
7	3	LAMB DEN	33.164	531	KOURTI	22.392	7	531	KOURTI	55.664	56.236	0.572
8	56	MILLS	33.249	56	MILLS	22.580	8	56	MILLS	55.829	55.829	0.000
9	531	KOURTI	33.272	81	McMULLAN	22.670	9	440	EVERTON	55.952	55.952	0.000
10	46	WALSH	33.281	54	ANDERTON	22.674	10	46	WALSH	55.982	55.982	0.000
11	81	McMULLAN	33.938	46	WALSH	22.701	11	81	McMULLAN	56.608	56.843	0.235
12	54	ANDERTON	34.104	971	PACKHAM	22.767	12	54	ANDERTON	56.778	57.039	0.261
13	971	PACKHAM	34.183	440	EVERTON	22.862	13	971	PACKHAM	56.950	56.950	0.000
14	44	DUTTON	34.274	115	MAHER	22.905	14	84	HIGGINS	57.635	57.640	0.005
15	67	ANSELL	34.329	84	HIGGINS	23.105	15	67	ANSELL	57.668	57.668	0.000
16	39	MONK	34.498	28	WALKER	23.152	16	115	MAHER	57.689	57.784	0.095
17	35	DICKINSON	34.526	35	DICKINSON	23.207	17	35	DICKINSON	57.733	57.783	0.050
18	84	HIGGINS	34.530	39	MONK	23.246	18	44	DUTTON	57.734	57.734	0.000
19	17	BAKER	34.746	67	ANSELL	23.339	19	39	MONK	57.744	57.744	0.000
20	115	MAHER	34.784	44	DUTTON	23.460	20	28	WALKER	58.026	58.088	0.062
21	28	WALKER	34.874	17	BAKER	23.487	21	17	BAKER	58.233	58.233	0.000
22	281	FARLEY	36.706	998	RYBICKI	24.694	22	998	RYBICKI	1:01.549	1:01.966	0.417
23	998	RYBICKI	36.855	910	GOWER	24.882	23	281	FARLEY	1:01.705	1:01.806	0.101
24	910	GOWER	38.696	281	FARLEY	24.999	24	910	GOWER	1:03.578	1:03.581	0.003
25	124	STRUTT	38.886	916	FREWIN	25.377	25	124	STRUTT	1:04.275		
26	916	FREWIN	39.182	124	STRUTT	25.389	26	916	FREWIN	1:04.559		

BMCRC - MRO Championships 2024 - Rnd 7 @ Brands Hatch Indy

DART MRO 600 inc Clubman 600 & GP2/EVO & Rookie 600

RACE 1 - STATISTICS

Competitors Started	26
Planned Start	2024-09-22 @ 10:31:00.000
Actual Start	2024-09-22 @ 10:39:55.524
Finish Time	2024-09-22 @ 10:48:16.163
Track Length	1.2079mi.
Total Laps	211
Total Distance Covered	254.8765mi.

Session Fastest Lap History

NO	CL	NAME	LAP TIME	TIME OF DAY	LAP	VEHICLE
1		Anthony JOHNSON	56.357	10:41:52.013	2	
47		Fenton SEABRIGHT	55.786	10:41:52.225	2	Yamaha R6
1		Anthony JOHNSON	55.508	10:42:47.521	3	
47		Fenton SEABRIGHT	55.471	10:42:47.696	3	Yamaha R6
1		Anthony JOHNSON	54.922	10:43:42.443	4	
47		Fenton SEABRIGHT	54.758	10:43:42.454	4	Yamaha R6
8		Dan HELYER	54.662	10:44:41.478	5	Triumph 675
1		Anthony JOHNSON	54.596	10:45:31.960	6	
47		Fenton SEABRIGHT	54.558	10:45:32.009	6	Yamaha R6
47		Fenton SEABRIGHT	54.233	10:47:21.323	8	Yamaha R6

Session Leader History

NO	CL	NAME	FROM LAP	LAPS LED	DISTANCE	VEHICLE
1		Anthony JOHNSON	1	7	8.45 miles	
47		Fenton SEABRIGHT	8	2	2.41 miles	Yamaha R6

Flag History

TYPE	TIME OF DAY
GREEN	10:39:55.524
FINISH	10:48:16.163

Flag Statistics

TYPE	COUNT	TOTAL LAPS	TOTAL TIME
Green	1	9	9:25.189
Red	0	0	0.000
Safety Car	0	0	0.000
FCY	0	0	0.000

BMCRC - MRO Championships 2024 - Rnd 7 @ Brands Hatch Indy

DART MRO 600 inc Clubman 600 & GP2/EVO & Rookie 600

RACE 1 - STATISTICS

CLASS :

13 Starters

Fastest Lap History

NO	NAME	LAP TIME	TIME OF DAY	LAP	VEHICLE
1	Anthony JOHNSON	56.357	10:41:52.013	2	
47	Fenton SEABRIGHT	55.786	10:41:52.225	2	Yamaha R6
1	Anthony JOHNSON	55.508	10:42:47.521	3	
47	Fenton SEABRIGHT	55.471	10:42:47.696	3	Yamaha R6
1	Anthony JOHNSON	54.922	10:43:42.443	4	
47	Fenton SEABRIGHT	54.758	10:43:42.454	4	Yamaha R6
8	Dan HELYER	54.662	10:44:41.478	5	Triumph 675
1	Anthony JOHNSON	54.596	10:45:31.960	6	
47	Fenton SEABRIGHT	54.558	10:45:32.009	6	Yamaha R6
47	Fenton SEABRIGHT	54.233	10:47:21.323	8	Yamaha R6

Leader History

NO	NAME	FROM LAP	LAPS LED	DISTANCE	VEHICLE
1	Anthony JOHNSON	1	7	8.45 miles	
47	Fenton SEABRIGHT	8	2	2.41 miles	Yamaha R6

BMCRC - MRO Championships 2024 - Rnd 7 @ Brands Hatch Indy

DART MRO 600 inc Clubman 600 & GP2/EVO & Rookie 600

RACE 1 - STATISTICS

CLASS : C


13 Starters

Fastest Lap History

NO	NAME	LAP TIME	TIME OF DAY	LAP	VEHICLE
440	Elijah EVERTON	58.976	10:41:57.955	2	Kawasaki NINJA 600
531	Jake KOURTI	58.511	10:41:58.677	2	Yamaha R6
54	Jake ANDERTON	57.039	10:41:58.822	2	Yamaha R6
531	Jake KOURTI	57.020	10:43:54.251	4	Yamaha R6
440	Elijah EVERTON	56.260	10:47:43.055	8	Kawasaki NINJA 600
531	Jake KOURTI	56.236	10:47:43.218	8	Yamaha R6
440	Elijah EVERTON	55.952	10:48:39.007	9	Kawasaki NINJA 600

Leader History

NO	NAME	FROM LAP	LAPS LED	DISTANCE	VEHICLE
440	Elijah EVERTON	1	9	10.87 miles	Kawasaki NINJA 600



BMCRC - MRO Championships 2024 - Rnd 7 @ Brands Hatch Indy

DART MRO 600 inc Clubman 600 & GP2/EVO & Rookie 600

RACE 11 - GRID (12 Laps)

ROW 10	29	6 Gareth FAITH	28	165 Frank MONTINI		
ROW 9	27	97 Alex MANN *	26	916 Adam FREWIN	25	124 Mark STRUTT
ROW 8	24	1:03.581 910 Harry GOWER	23	1:01.966 998 Ben RYBICKI	22	1:01.806 281 Daniel FARLEY
ROW 7	21	58.233 17 Philip BAKER	20	58.088 28 Tom WALKER	19	57.784 115 Brian MAHER
ROW 6	18	57.783 35 Kai DICKINSON	17	57.744 39 Aaron MONK	16	57.734 44 James DUTTON
ROW 5	15	57.668 67 Edward ANSELL	14	57.640 84 George HIGGINS	13	57.039 54 Jake ANDERTON
ROW 4	12	56.950 971 Jake PACKHAM	11	56.843 81 Fred McMULLAN	10	56.236 531 Jake KOURTI
ROW 3	9	55.982 46 Glenn WALSH	8	55.952 440 Elijah EVERTON	7	55.829 56 Michael MILLS
ROW 2	6	55.744 3 Joey LAMBDEN	5	54.662 8 Dan HELYER	4	54.596 1 Anthony JOHNSON
ROW 1	3	54.492 91 Sam HIRST	2	54.260 212 Matt PALLETT	1	54.233 47 Fenton SEABRIGHT
Pole						

These results are provisional until the conclusion of any judicial and technical matters.


Brands Hatch Indy: 1.2079 miles

Clerk Of Course:	Stewards:	Timekeeper: Richard Evans	
------------------	-----------	---------------------------	--

Results can be found at www.tsl-timing.com

Printed - 10:52 Sunday, 22 September 2024





BMCRC - MRO Championships 2024 - Rnd 7 @ Brands Hatch Indy

DART MRO 600 inc Clubman 600 & GP2/EVO & Rookie 600

RACE 11 - CLASSIFICATION

Race Distance: 12 Laps / 14.49 miles

POS	NO	CL	PIC	NAME	ENTRY	LAPS	TIME	GAP	DIFF	MPH	BEST	ON	GRD	↑↓
1	47		1	Fenton SEABRIGHT	Yamaha R6 - Fhs racing	12	9:46.577			88.96	48.102	9	1	0
2	1		2	Anthony JOHNSON	- INTA MOTORCYCLE SERVICES LTD	12	9:52.294	5.717	5.717	88.10	48.192	5	4	2
3	212		3	Matt PALLETT	Kawasaki ZX636 - BDA Chartered Architects	12	9:58.973	12.396	6.679	87.12	49.267	8	2	-1
4	3		4	Joey LAMBDEN	Kawasaki 636 -	12	9:59.400	12.823	0.427	87.05	49.145	5	6	2
5	56		5	Michael MILLS	Yamaha R6 - A51 Racing, The Wokingham Bar Company	12	10:01.656	15.079	2.256	86.73	49.389	6	7	2
6	91		6	Sam HIRST	Kawasaki ZX-636 - Team Valley Racing	12	10:02.081	15.504	0.425	86.67	49.253	12	3	-3
7	46		7	Glenn WALSH	- Walters Medical	12	10:05.343	18.766	3.262	86.20	49.442	6	9	2
8	440	C	1	Elijah EVERTON	Kawasaki NINJA 600 -	12	10:13.606	27.029	8.263	85.04	50.010	11	8	0
9	35		8	Kai DICKINSON	Yamaha R6 - Dad	12	10:13.728	27.151	0.122	85.02	50.091	9	18	9
10	531	C	2	Jake KOURTI	Yamaha R6 - Red Mist Ltd/ GK Tree Surgeons Ltd/JWG Mot	12	10:13.800	27.223	0.072	85.01	49.927	12	10	0
11	81		9	Fred McMULLAN	Kawasaki ZX636 - Orwell Motorcycles ipswich	12	10:14.234	27.657	0.434	84.95	50.233	9	11	0
12	39	C	3	Aaron MONK	Kawasaki NINJA 636 - ftyaspitfire.co.uk	12	10:17.029	30.452	2.795	84.57	50.167	3	17	5
13	971		10	Jake PACKHAM	Yamaha R6 - Gasoline ally speedshop	12	10:17.056	30.479	0.027	84.56	50.367	6	12	-1
14	67	C	4	Edward ANSELL	Triumph 675 - E a Ansell contractors	12	10:25.033	38.456	7.977	83.48	50.816	12	15	1
15	28	C	5	Tom WALKER	Yamaha R6 - TRW Racing	12	10:25.818	39.241	0.785	83.38	50.980	12	20	5
16	44		11	James DUTTON	Yamaha R6 - AMR Motorcycles	12	10:25.995	39.418	0.177	83.36	51.191	10	16	0
17	115	C	6	Brian MAHER	Yamaha R6 - Spraytech /Espresso Solutions	12	10:26.193	39.616	0.198	83.33	50.741	9	19	2
18	54	C	7	Jake ANDERTON	Yamaha R6 - Hunter Racing	12	10:34.457	47.880	8.264	82.24	51.692	5	13	-5
19	910	C	8	Harry GOWER	Triumph DAYTONA 675 - RG Racing	11	9:56.024	1 Lap	1 Lap	80.25	53.068	11	24	5
20	281	C	9	Daniel FARLEY	Yamaha R6 BN6 - F-Tech Fire & Electrical Ltd	11	10:11.294	1 Lap	15.270	78.25	54.220	10	22	2
21	998	C	10	Ben RYBICKI	Yamaha R6 - Car events diamondbrite	11	10:11.407	1 Lap	0.113	78.23	54.093	11	23	2

NOT CLASSIFIED

DNF	84	C		George HIGGINS	Yamaha R6 - Aztec Racing	4	3:47.289	8 Laps	7 Laps	76.52	54.066	4	14	
-----	----	---	--	----------------	--------------------------	---	----------	--------	--------	-------	--------	---	----	--

FASTEST LAP

47				Fenton SEABRIGHT	Yamaha R6 - Fhs racing	9	48.102			90.40 mph			145.49 kph	
531	C			Jake KOURTI	Yamaha R6 - Red Mist Ltd/ GK Tree Surgeons Ltd/JWG Mot	12	49.927			87.09 mph			140.17 kph	

Comments:

Class - 92.5% of Race Speed = 82.28 mph
 Class C - 92.5% of Race Speed = 78.66 mph

Weather / Track : Cloudy / Dry

Date: 22/09/2024 Start: 14:12 Finish: 14:22

These results are provisional until the conclusion of any judicial and technical matters.

Brands Hatch Indy: 1.2079 miles

Clerk Of Course:	Stewards:	Timekeeper: Richard Evans	
------------------	-----------	---------------------------	--

Results can be found at www.tsl-timing.com

Printed - 14:23 Sunday, 22 September 2024



BMCRC - MRO Championships 2024 - Rnd 7 @ Brands Hatch Indy

DART MRO 600 inc Clubman 600 & GP2/EVO & Rookie 600

RACE 11 - POSITION CHART

No	Name	Lap Pos	Lap												
			1	2	3	4	5	6	7	8	9	10	11	12	
47	SEABRIGHT	1	47	47	47	47	47	47	47	47	47	47	47	47	47
212	PALLET	2	1	1	1	1	1	1	1	1	1	1	1	1	1
91	HIRST	3	212	212	212	212	212	212	212	212	212	3	212	212	
1	JOHNSON	4	91	91	3	3	3	3	3	3	3	212	3	3	
3	LAMB DEN	5	3	3	91	91	91	91	56	56	56	56	56	56	
56	MILLS	6	56	56	56	56	56	56	91	91	91	91	91	91	
440	EVERTON	7	46	46	46	46	46	46	46	46	46	46	46	46	
46	WALSH	8	440	440	440	440	81	81	81	35	35	35	35	440	
531	KOURTI	9	531	81	81	81	39	35	35	81	81	81	440	35	
81	McMULLAN	10	81	531	39	39	440	39	531	531	531	531	531	531	
971	PACKHAM	11	971	39	531	531	35	531	39	440	440	440	81	81	
54	ANDERTON	12	39	971	971	35	531	440	440	39	39	39	39	39	
84	HIGGINS	13	44	35	35	971	971	971	971	971	971	971	971	971	
67	ANSELL	14	35	44	44	44	44	44	44	44	44	44	67	67	
44	DUTTON	15	54	28	28	28	28	28	28	28	28	67	44	28	
39	MONK	16	28	54	67	67	67	67	67	67	67	28	28	44	
35	DICKINSON	17	67	67	54	115	115	115	115	115	115	115	115	115	
115	MAHER	18	115	115	115	54	54	54	54	54	54	54	54	54	
28	WALKER	19	910	910	910	910	910	910	910	910	910	910	910	910	
281	FARLEY	20	281	281	281	84	281	281	281	281	281	281	281	281	
998	RYBICKI	21	84	998	84	281	998	998	998	998	998	998	998	998	
910	GOWER	22	998	84	998	998									

BMCRC - MRO Championships 2024 - Rnd 7 @ Brands Hatch Indy

DART MRO 600 inc Clubman 600 & GP2/EVO & Rookie 600

RACE 11 - SECTOR ANALYSIS



SECTOR 1 = FL to I1, SECTOR 2 = I1 to FL, DIFF = Difference To Personal Best Lap, P = Crossed Finish Line in Pit Lane, D = Time Disallowed

P1 47		Fenton SEABRIGHT		Yamaha R6 - Fhs racing			
IDEAL LAP TIME : 48.102		BEST LAP TIME : 48.102		DIFFERENCE : 0.000			
LAP	SECTOR 1	SECTOR 2	LAP TIME	MPH	DIFF	TIME OF DAY	
1 -		19.959	53.498	81.28	5.396	14:13:42.150	
2 -	28.903	19.742	48.645	89.39	0.543	14:14:30.795	
3 -	29.005	19.679	48.684	89.32	0.582	14:15:19.479	
4 -	28.600	19.644	48.244	90.13	0.142	14:16:07.723	
5 -	28.640	19.550	48.190 (3)	90.23	0.088	14:16:55.913	
6 -	30.304	19.694	49.998	86.97	1.896	14:17:45.911	
7 -	28.595	19.604	48.199	90.22	0.097	14:18:34.110	
8 -	28.609	19.604	48.213	90.19	0.111	14:19:22.323	
9 -	28.582	19.520	48.102 (1)	90.40		14:20:10.425	
10 -	28.623	19.549	48.172 (2)	90.27	0.070	14:20:58.597	
11 -	28.659	19.638	48.297	90.03	0.195	14:21:46.894	
12 -	28.697	19.638	48.335	89.96	0.233	14:22:35.229	

P2 1		Anthony JOHNSON		- INTA MOTORCYCLE SERVICES LTD			
IDEAL LAP TIME : 48.126		BEST LAP TIME : 48.192		DIFFERENCE : 0.066			
LAP	SECTOR 1	SECTOR 2	LAP TIME	MPH	DIFF	TIME OF DAY	
1 -		19.990	53.795	80.83	5.603	14:13:42.447	
2 -	28.907	19.491	48.398 (3)	89.85	0.206	14:14:30.845	
3 -	29.089	19.601	48.690	89.31	0.498	14:15:19.535	
4 -	28.697	19.550	48.247 (2)	90.13	0.055	14:16:07.782	
5 -	28.763	19.429	48.192 (1)	90.23		14:16:55.974	
6 -	31.195	19.676	50.871	85.48	2.679	14:17:46.845	
7 -	29.039	19.882	48.921	88.89	0.729	14:18:35.766	
8 -	29.034	19.654	48.688	89.31	0.496	14:19:24.454	
9 -	29.960	19.788	49.748	87.41	1.556	14:20:14.202	
10 -	29.054	19.710	48.764	89.17	0.572	14:21:02.966	
11 -	28.935	19.728	48.663	89.36	0.471	14:21:51.629	
12 -	29.326	19.991	49.317	88.17	1.125	14:22:40.946	

P3 212		Matt PALLETT		Kawasaki ZX636 - BDA Chartered Architects			
IDEAL LAP TIME : 49.152		BEST LAP TIME : 49.267		DIFFERENCE : 0.115			
LAP	SECTOR 1	SECTOR 2	LAP TIME	MPH	DIFF	TIME OF DAY	
1 -		19.961	54.361	79.99	5.094	14:13:43.013	
2 -	29.537	19.890	49.427	87.98	0.160	14:14:32.440	
3 -	29.600	19.805	49.405	88.01	0.138	14:15:21.845	
4 -	29.631	19.948	49.579	87.71	0.312	14:16:11.424	
5 -	29.534	19.925	49.459	87.92	0.192	14:17:00.883	
6 -	29.347	20.055	49.402	88.02	0.135	14:17:50.285	
7 -	29.640	20.014	49.654	87.57	0.387	14:18:39.939	
8 -	29.429	19.838	49.267 (1)	88.26		14:19:29.206	
9 -	29.583	20.021	49.604	87.66	0.337	14:20:18.810	
10 -	30.013	20.039	50.052	86.88	0.785	14:21:08.862	
11 -	29.520	19.880	49.400 (3)	88.02	0.133	14:21:58.262	
12 -	29.451	19.912	49.363 (2)	88.09	0.096	14:22:47.625	

BMCRC - MRO Championships 2024 - Rnd 7 @ Brands Hatch Indy

DART MRO 600 inc Clubman 600 & GP2/EVO & Rookie 600

RACE 11 - SECTOR ANALYSIS



SECTOR 1 = FL to I1, SECTOR 2 = I1 to FL, DIFF = Difference To Personal Best Lap, P = Crossed Finish Line in Pit Lane, D = Time Disallowed

P4		3		Joey LAMB DEN		Kawasaki 636 -	
IDEAL LAP TIME : 49.066		BEST LAP TIME : 49.145		DIFFERENCE : 0.079			
LAP	SECTOR 1	SECTOR 2	LAP TIME	MPH	DIFF	TIME OF DAY	
1 -		19.891	55.316	78.61	6.171	14:13:43.968	
2 -	29.909	20.204	50.113	86.77	0.968	14:14:34.081	
3 -	29.799	19.704	49.503	87.84	0.358	14:15:23.584	
4 -	29.721	19.781	49.502	87.84	0.357	14:16:13.086	
5 -	29.450	19.695	49.145 (1)	88.48		14:17:02.231	
6 -	29.454	19.771	49.225	88.34	0.080	14:17:51.456	
7 -	29.487	19.735	49.222	88.34	0.077	14:18:40.678	
8 -	29.388	19.771	49.159 (2)	88.45	0.014	14:19:29.837	
9 -	29.371	19.816	49.187 (3)	88.40	0.042	14:20:19.024	
10 -	29.920	19.884	49.804	87.31	0.659	14:21:08.828	
11 -	30.056	19.862	49.918	87.11	0.773	14:21:58.746	
12 -	29.596	19.710	49.306	88.19	0.161	14:22:48.052	

P5		56		Michael MILLS		Yamaha R6 - A51 Racing, The Wokingham Bar Company	
IDEAL LAP TIME : 49.312		BEST LAP TIME : 49.389		DIFFERENCE : 0.077			
LAP	SECTOR 1	SECTOR 2	LAP TIME	MPH	DIFF	TIME OF DAY	
1 -		20.362	55.847	77.86	6.458	14:13:44.499	
2 -	29.948	19.919	49.867	87.20	0.478	14:14:34.366	
3 -	29.745	19.973	49.718	87.46	0.329	14:15:24.084	
4 -	29.926	19.789	49.715	87.47	0.326	14:16:13.799	
5 -	29.875	19.755	49.630	87.62	0.241	14:17:03.429	
6 -	29.681	19.708	49.389 (1)	88.04		14:17:52.818	
7 -	29.824	19.865	49.689	87.51	0.300	14:18:42.507	
8 -	29.697	19.846	49.543 (3)	87.77	0.154	14:19:32.050	
9 -	29.698	19.997	49.695	87.50	0.306	14:20:21.745	
10 -	29.628	19.927	49.555	87.75	0.166	14:21:11.300	
11 -	29.677	19.871	49.548	87.76	0.159	14:22:00.848	
12 -	29.604	19.856	49.460 (2)	87.92	0.071	14:22:50.308	

P6		91		Sam HIRST		Kawasaki ZX-636 - Team Valley Racing	
IDEAL LAP TIME : 49.208		BEST LAP TIME : 49.253		DIFFERENCE : 0.045			
LAP	SECTOR 1	SECTOR 2	LAP TIME	MPH	DIFF	TIME OF DAY	
1 -		20.132	55.031	79.02	5.778	14:13:43.683	
2 -	30.083	20.201	50.284	86.48	1.031	14:14:33.967	
3 -	29.934	20.104	50.038	86.90	0.785	14:15:24.005	
4 -	29.632	20.040	49.672	87.54	0.419	14:16:13.677	
5 -	29.782	19.887	49.669	87.55	0.416	14:17:03.346	
6 -	29.520	19.871	49.391 (2)	88.04	0.138	14:17:52.737	
7 -	30.046	20.027	50.073	86.84	0.820	14:18:42.810	
8 -	29.522	20.141	49.663	87.56	0.410	14:19:32.473	
9 -	29.700	19.898	49.598	87.67	0.345	14:20:22.071	
10 -	29.734	19.813	49.547 (3)	87.76	0.294	14:21:11.618	
11 -	29.895	19.967	49.862	87.21	0.609	14:22:01.480	
12 -	29.565	19.688	49.253 (1)	88.29		14:22:50.733	

BMCRC - MRO Championships 2024 - Rnd 7 @ Brands Hatch Indy

DART MRO 600 inc Clubman 600 & GP2/EVO & Rookie 600

RACE 11 - SECTOR ANALYSIS



SECTOR 1 = FL to I1, SECTOR 2 = I1 to FL, DIFF = Difference To Personal Best Lap, P = Crossed Finish Line in Pit Lane, D = Time Disallowed

P7 46		Glenn WALSH		- Walters Medical			
IDEAL LAP TIME : 49.346		BEST LAP TIME : 49.442		DIFFERENCE : 0.096			
LAP	SECTOR 1	SECTOR 2	LAP TIME	MPH	DIFF	TIME OF DAY	
1 -		20.288	55.968	77.69	6.526	14:13:44.620	
2 -	30.129	19.928	50.057	86.87	0.615	14:14:34.677	
3 -	29.858	19.896	49.754	87.40	0.312	14:15:24.431	
4 -	29.845	19.697	49.542 (2)	87.77	0.100	14:16:13.973	
5 -	29.920	19.823	49.743	87.42	0.301	14:17:03.716	
6 -	29.649	19.793	49.442 (1)	87.95		14:17:53.158	
7 -	29.785	20.037	49.822	87.28	0.380	14:18:42.980	
8 -	29.693	20.039	49.732	87.44	0.290	14:19:32.712	
9 -	29.830	19.868	49.698 (3)	87.50	0.256	14:20:22.410	
10 -	29.740	20.440	50.180	86.66	0.738	14:21:12.590	
11 -	30.751	20.318	51.069	85.15	1.627	14:22:03.659	
12 -	30.084	20.252	50.336	86.39	0.894	14:22:53.995	

P8 440 C		Elijah EVERTON		Kawasaki NINJA 600 -			
IDEAL LAP TIME : 49.991		BEST LAP TIME : 50.010		DIFFERENCE : 0.019			
LAP	SECTOR 1	SECTOR 2	LAP TIME	MPH	DIFF	TIME OF DAY	
1 -		20.594	56.309	77.22	6.299	14:13:44.961	
2 -	30.091	20.324	50.415	86.25	0.405	14:14:35.376	
3 -	30.679	20.673	51.352	84.68	1.342	14:15:26.728	
4 -	30.847	20.783	51.630	84.22	1.620	14:16:18.358	
5 -	30.843	20.674	51.517	84.41	1.507	14:17:09.875	
6 -	30.647	20.361	51.008	85.25	0.998	14:18:00.883	
7 -	29.988	20.203	50.191	86.64	0.181	14:18:51.074	
8 -	30.148	20.355	50.503	86.10	0.493	14:19:41.577	
9 -	29.788	20.280	50.068 (2)	86.85	0.058	14:20:31.645	
10 -	30.112	20.316	50.428	86.23	0.418	14:21:22.073	
11 -	29.790	20.220	50.010 (1)	86.95		14:22:12.083	
12 -	29.827	20.348	50.175 (3)	86.66	0.165	14:23:02.258	

P9 35		Kai DICKINSON		Yamaha R6 - Dad			
IDEAL LAP TIME : 50.030		BEST LAP TIME : 50.091		DIFFERENCE : 0.061			
LAP	SECTOR 1	SECTOR 2	LAP TIME	MPH	DIFF	TIME OF DAY	
1 -		21.008	58.535	74.29	8.444	14:13:47.187	
2 -	30.337	20.465	50.802	85.59	0.711	14:14:37.989	
3 -	30.423	20.580	51.003	85.26	0.912	14:15:28.992	
4 -	30.027	20.377	50.404	86.27	0.313	14:16:19.396	
5 -	30.116	20.431	50.547	86.03	0.456	14:17:09.943	
6 -	29.963	20.253	50.216 (2)	86.59	0.125	14:18:00.159	
7 -	29.963	20.394	50.357	86.35	0.266	14:18:50.516	
8 -	30.178	20.198	50.376	86.32	0.285	14:19:40.892	
9 -	29.832	20.259	50.091 (1)	86.81		14:20:30.983	
10 -	30.292	20.446	50.738	85.70	0.647	14:21:21.721	
11 -	30.031	20.232	50.263 (3)	86.51	0.172	14:22:11.984	
12 -	30.099	20.297	50.396	86.28	0.305	14:23:02.380	

BMCRC - MRO Championships 2024 - Rnd 7 @ Brands Hatch Indy

DART MRO 600 inc Clubman 600 & GP2/EVO & Rookie 600

RACE 11 - SECTOR ANALYSIS



SECTOR 1 = FL to I1, SECTOR 2 = I1 to FL, DIFF = Difference To Personal Best Lap, P = Crossed Finish Line in Pit Lane, D = Time Disallowed

P10 531 C		Jake KOURTI		Yamaha R6 - Red Mist Ltd/ GK Tree Surgeons Ltd/JWG Motorcy			
IDEAL LAP TIME : 49.927		BEST LAP TIME : 49.927		DIFFERENCE : 0.000			
LAP	SECTOR 1	SECTOR 2	LAP TIME	MPH	DIFF	TIME OF DAY	
1 -		20.704	57.040	76.23	7.113	14:13:45.692	
2 -	31.013	20.511	51.524	84.39	1.597	14:14:37.216	
3 -	30.976	20.277	51.253	84.84	1.326	14:15:28.469	
4 -	30.393	20.118	50.511	86.09	0.584	14:16:18.980	
5 -	30.735	20.281	51.016	85.24	1.089	14:17:09.996	
6 -	30.324	20.170	50.494	86.12	0.567	14:18:00.490	
7 -	29.897	20.241	50.138 (2)	86.73	0.211	14:18:50.628	
8 -	30.316	20.166	50.482	86.14	0.555	14:19:41.110	
9 -	30.019	20.216	50.235 (3)	86.56	0.308	14:20:31.345	
10 -	30.244	20.425	50.669	85.82	0.742	14:21:22.014	
11 -	30.315	20.196	50.511	86.09	0.584	14:22:12.525	
12 -	29.813	20.114	49.927 (1)	87.09		14:23:02.452	

P11 81		Fred McMULLAN		Kawasaki ZX636 - Orwell Motorcycles ipswich			
IDEAL LAP TIME : 50.184		BEST LAP TIME : 50.233		DIFFERENCE : 0.049			
LAP	SECTOR 1	SECTOR 2	LAP TIME	MPH	DIFF	TIME OF DAY	
1 -		20.608	57.117	76.13	6.884	14:13:45.769	
2 -	30.538	20.221	50.759	85.67	0.526	14:14:36.528	
3 -	30.409	20.311	50.720	85.73	0.487	14:15:27.248	
4 -	30.467	20.692	51.159	85.00	0.926	14:16:18.407	
5 -	30.519	20.190	50.709	85.75	0.476	14:17:09.116	
6 -	30.275	20.254	50.529 (3)	86.06	0.296	14:17:59.645	
7 -	30.205	20.436	50.641	85.87	0.408	14:18:50.286	
8 -	30.544	20.215	50.759	85.67	0.526	14:19:41.045	
9 -	29.994	20.239	50.233 (1)	86.56		14:20:31.278	
10 -	30.188	20.448	50.636	85.87	0.403	14:21:21.914	
11 -	30.343	20.280	50.623	85.90	0.390	14:22:12.537	
12 -	30.142	20.207	50.349 (2)	86.36	0.116	14:23:02.886	

P12 39 C		Aaron MONK		Kawasaki NINJA 636 - flyaspitfire.co.uk			
IDEAL LAP TIME : 50.167		BEST LAP TIME : 50.167		DIFFERENCE : 0.000			
LAP	SECTOR 1	SECTOR 2	LAP TIME	MPH	DIFF	TIME OF DAY	
1 -		20.734	57.483	75.64	7.316	14:13:46.135	
2 -	30.696	20.464	51.160	85.00	0.993	14:14:37.295	
3 -	30.102	20.065	50.167 (1)	86.68		14:15:27.462	
4 -	30.334	20.739	51.073	85.14	0.906	14:16:18.535	
5 -	30.750	20.565	51.315	84.74	1.148	14:17:09.850	
6 -	30.243	20.249	50.492 (2)	86.12	0.325	14:18:00.342	
7 -	30.351	20.143	50.494 (3)	86.12	0.327	14:18:50.836	
8 -	30.613	20.179	50.792	85.61	0.625	14:19:41.628	
9 -	30.636	20.246	50.882	85.46	0.715	14:20:32.510	
10 -	30.582	20.244	50.826	85.55	0.659	14:21:23.336	
11 -	30.625	20.431	51.056	85.17	0.889	14:22:14.392	
12 -	30.674	20.615	51.289	84.78	1.122	14:23:05.681	

BMCRC - MRO Championships 2024 - Rnd 7 @ Brands Hatch Indy

DART MRO 600 inc Clubman 600 & GP2/EVO & Rookie 600

RACE 11 - SECTOR ANALYSIS



SECTOR 1 = FL to I1, SECTOR 2 = I1 to FL, DIFF = Difference To Personal Best Lap, P = Crossed Finish Line in Pit Lane, D = Time Disallowed

P13 971		Jake PACKHAM		Yamaha R6 - Gasoline ally speedshop			
IDEAL LAP TIME : 50.325		BEST LAP TIME : 50.367		DIFFERENCE : 0.042			
LAP	SECTOR 1	SECTOR 2	LAP TIME	MPH	DIFF	TIME OF DAY	
1 -		20.851	57.464	75.67	7.097	14:13:46.116	
2 -	31.115	20.512	51.627	84.23	1.260	14:14:37.743	
3 -	30.597	20.510	51.107	85.08	0.740	14:15:28.850	
4 -	30.661	20.278	50.939	85.36	0.572	14:16:19.789	
5 -	30.557	20.414	50.971	85.31	0.604	14:17:10.760	
6 -	30.091	20.276	50.367 (1)	86.33		14:18:01.127	
7 -	30.189	20.234	50.423 (2)	86.24	0.056	14:18:51.550	
8 -	30.389	20.302	50.691 (3)	85.78	0.324	14:19:42.241	
9 -	30.412	20.327	50.739	85.70	0.372	14:20:32.980	
10 -	30.426	20.605	51.031	85.21	0.664	14:21:24.011	
11 -	30.446	20.485	50.931	85.38	0.564	14:22:14.942	
12 -	30.433	20.333	50.766	85.65	0.399	14:23:05.708	

P14 67 C		Edward ANSELL		Triumph 675 - E a Ansell contractors			
IDEAL LAP TIME : 50.540		BEST LAP TIME : 50.816		DIFFERENCE : 0.276			
LAP	SECTOR 1	SECTOR 2	LAP TIME	MPH	DIFF	TIME OF DAY	
1 -		21.083	59.374	73.24	8.558	14:13:48.026	
2 -	31.876	20.741	52.617	82.64	1.801	14:14:40.643	
3 -	30.837	20.817	51.654	84.18	0.838	14:15:32.297	
4 -	30.693	20.549	51.242	84.86	0.426	14:16:23.539	
5 -	31.387	20.708	52.095	83.47	1.279	14:17:15.634	
6 -	30.972	20.528	51.500	84.43	0.684	14:18:07.134	
7 -	30.884	20.456	51.340	84.70	0.524	14:18:58.474	
8 -	30.777	20.456	51.233	84.87	0.417	14:19:49.707	
9 -	30.751	20.435	51.186	84.95	0.370	14:20:40.893	
10 -	30.874	20.177	51.051 (3)	85.18	0.235	14:21:31.944	
11 -	30.593	20.332	50.925 (2)	85.39	0.109	14:22:22.869	
12 -	30.363	20.453	50.816 (1)	85.57		14:23:13.685	

P15 28 C		Tom WALKER		Yamaha R6 - TRW Racing			
IDEAL LAP TIME : 50.980		BEST LAP TIME : 50.980		DIFFERENCE : 0.000			
LAP	SECTOR 1	SECTOR 2	LAP TIME	MPH	DIFF	TIME OF DAY	
1 -		21.214	59.251	73.39	8.271	14:13:47.903	
2 -	31.417	20.571	51.988	83.64	1.008	14:14:39.891	
3 -	30.837	20.732	51.569	84.32	0.589	14:15:31.460	
4 -	31.118	20.771	51.889	83.80	0.909	14:16:23.349	
5 -	31.106	20.945	52.051	83.54	1.071	14:17:15.400	
6 -	30.991	20.635	51.626	84.23	0.646	14:18:07.026	
7 -	30.790	20.594	51.384	84.62	0.404	14:18:58.410	
8 -	30.680	20.428	51.108 (2)	85.08	0.128	14:19:49.518	
9 -	30.644	20.633	51.277	84.80	0.297	14:20:40.795	
10 -	31.116	20.446	51.562	84.33	0.582	14:21:32.357	
11 -	30.715	20.418	51.133 (3)	85.04	0.153	14:22:23.490	
12 -	30.584	20.396	50.980 (1)	85.30		14:23:14.470	

BMCRC - MRO Championships 2024 - Rnd 7 @ Brands Hatch Indy

DART MRO 600 inc Clubman 600 & GP2/EVO & Rookie 600

RACE 11 - SECTOR ANALYSIS



SECTOR 1 = FL to I1, SECTOR 2 = I1 to FL, DIFF = Difference To Personal Best Lap, P = Crossed Finish Line in Pit Lane, D = Time Disallowed

P16 44		James DUTTON		Yamaha R6 - AMR Motorcycles			
IDEAL LAP TIME : 50.987		BEST LAP TIME : 51.191		DIFFERENCE : 0.204			
LAP	SECTOR 1	SECTOR 2	LAP TIME	MPH	DIFF	TIME OF DAY	
1 -		21.194	58.506	74.32	7.315	14:13:47.158	
2 -	31.380	20.942	52.322	83.11	1.131	14:14:39.480	
3 -	30.989	20.896	51.885	83.81	0.694	14:15:31.365	
4 -	31.020	20.802	51.822	83.91	0.631	14:16:23.187	
5 -	31.116	20.764	51.880	83.82	0.689	14:17:15.067	
6 -	30.891	20.724	51.615	84.25	0.424	14:18:06.682	
7 -	30.691	20.649	51.340	84.70	0.149	14:18:58.022	
8 -	30.541	20.722	51.263 (2)	84.82	0.072	14:19:49.285	
9 -	30.588	20.750	51.338 (3)	84.70	0.147	14:20:40.623	
10 -	30.619	20.572	51.191 (1)	84.94		14:21:31.814	
11 -	30.894	20.586	51.480	84.47	0.289	14:22:23.294	
12 -	30.907	20.446	51.353	84.68	0.162	14:23:14.647	

P17 115 C		Brian MAHER		Yamaha R6 - Spraytech /Espresso Solutions			
IDEAL LAP TIME : 50.741		BEST LAP TIME : 50.741		DIFFERENCE : 0.000			
LAP	SECTOR 1	SECTOR 2	LAP TIME	MPH	DIFF	TIME OF DAY	
1 -		21.147	59.661	72.88	8.920	14:13:48.313	
2 -	31.868	20.729	52.597	82.67	1.856	14:14:40.910	
3 -	31.239	20.634	51.873	83.83	1.132	14:15:32.783	
4 -	31.359	20.753	52.112	83.44	1.371	14:16:24.895	
5 -	30.903	20.694	51.597	84.28	0.856	14:17:16.492	
6 -	30.793	20.656	51.449	84.52	0.708	14:18:07.941	
7 -	30.845	20.644	51.489	84.45	0.748	14:18:59.430	
8 -	30.617	20.284	50.901 (2)	85.43	0.160	14:19:50.331	
9 -	30.496	20.245	50.741 (1)	85.70		14:20:41.072	
10 -	30.990	20.335	51.325	84.72	0.584	14:21:32.397	
11 -	30.905	20.404	51.309	84.75	0.568	14:22:23.706	
12 -	30.720	20.419	51.139 (3)	85.03	0.398	14:23:14.845	

P18 54 C		Jake ANDERTON		Yamaha R6 - Hunter Racing			
IDEAL LAP TIME : 51.614		BEST LAP TIME : 51.692		DIFFERENCE : 0.078			
LAP	SECTOR 1	SECTOR 2	LAP TIME	MPH	DIFF	TIME OF DAY	
1 -		21.132	59.056	73.63	7.364	14:13:47.708	
2 -	31.928	20.855	52.783	82.38	1.091	14:14:40.491	
3 -	31.402	20.719	52.121 (3)	83.43	0.429	14:15:32.612	
4 -	31.399	20.942	52.341	83.08	0.649	14:16:24.953	
5 -	31.198	20.494	51.692 (1)	84.12		14:17:16.645	
6 -	31.406	20.416	51.822 (2)	83.91	0.130	14:18:08.467	
7 -	31.520	20.676	52.196	83.31	0.504	14:19:00.663	
8 -	31.757	20.615	52.372	83.03	0.680	14:19:53.035	
9 -	31.459	20.958	52.417	82.96	0.725	14:20:45.452	
10 -	31.565	21.106	52.671	82.56	0.979	14:21:38.123	
11 -	31.374	20.834	52.208	83.29	0.516	14:22:30.331	
12 -	31.936	20.842	52.778	82.39	1.086	14:23:23.109	

BMCRC - MRO Championships 2024 - Rnd 7 @ Brands Hatch Indy

DART MRO 600 inc Clubman 600 & GP2/EVO & Rookie 600

RACE 11 - SECTOR ANALYSIS



SECTOR 1 = FL to I1, SECTOR 2 = I1 to FL, DIFF = Difference To Personal Best Lap, P = Crossed Finish Line in Pit Lane, D = Time Disallowed

P19 910 C		Harry GOWER		Triumph DAYTONA 675 - RG Racing		
IDEAL LAP TIME : 52.871		BEST LAP TIME : 53.068		DIFFERENCE : 0.197		
LAP	SECTOR 1	SECTOR 2	LAP TIME	MPH	DIFF	TIME OF DAY
1 -		21.554	1:01.036	71.24	7.968	14:13:49.688
2 -	32.845	21.261	54.106	80.37	1.038	14:14:43.794
3 -	32.687	21.251	53.938	80.62	0.870	14:15:37.732
4 -	32.714	21.135	53.849	80.75	0.781	14:16:31.581
5 -	32.500	21.117	53.617	81.10	0.549	14:17:25.198
6 -	32.463	21.033	53.496	81.28	0.428	14:18:18.694
7 -	32.015	21.136	53.151 (2)	81.81	0.083	14:19:11.845
8 -	32.323	20.876	53.199 (3)	81.74	0.131	14:20:05.044
9 -	32.302	21.018	53.320	81.55	0.252	14:20:58.364
10 -	32.263	20.981	53.244	81.67	0.176	14:21:51.608
11 -	32.212	20.856	53.068 (1)	81.94		14:22:44.676

P20 281 C		Daniel FARLEY		Yamaha R6 BN6 - F-Tech Fire & Electrical Ltd		
IDEAL LAP TIME : 54.109		BEST LAP TIME : 54.220		DIFFERENCE : 0.111		
LAP	SECTOR 1	SECTOR 2	LAP TIME	MPH	DIFF	TIME OF DAY
1 -		22.587	1:02.614	69.45	8.394	14:13:51.266
2 -	33.405	22.199	55.604	78.20	1.384	14:14:46.870
3 -	32.903	21.952	54.855	79.27	0.635	14:15:41.725
4 -	33.148	21.887	55.035	79.01	0.815	14:16:36.760
5 -	33.239	22.090	55.329	78.59	1.109	14:17:32.089
6 -	32.825	22.076	54.901	79.20	0.681	14:18:26.990
7 -	33.040	21.892	54.932	79.16	0.712	14:19:21.922
8 -	32.824	21.555	54.379 (2)	79.96	0.159	14:20:16.301
9 -	32.757	21.793	54.550 (3)	79.71	0.330	14:21:10.851
10 -	32.554	21.666	54.220 (1)	80.20		14:22:05.071
11 -	32.802	22.073	54.875	79.24	0.655	14:22:59.946

P21 998 C		Ben RYBICKI		Yamaha R6 - Car events diamondbrite		
IDEAL LAP TIME : 53.983		BEST LAP TIME : 54.093		DIFFERENCE : 0.110		
LAP	SECTOR 1	SECTOR 2	LAP TIME	MPH	DIFF	TIME OF DAY
1 -		22.683	1:03.018	69.00	8.925	14:13:51.670
2 -	33.324	22.155	55.479	78.38	1.386	14:14:47.149
3 -	33.294	21.776	55.070	78.96	0.977	14:15:42.219
4 -	33.441	21.890	55.331	78.59	1.238	14:16:37.550
5 -	32.981	21.841	54.822	79.32	0.729	14:17:32.372
6 -	33.154	22.066	55.220	78.75	1.127	14:18:27.592
7 -	32.752	22.192	54.944	79.14	0.851	14:19:22.536
8 -	33.141	21.655	54.796	79.35	0.703	14:20:17.332
9 -	32.539	21.722	54.261 (2)	80.14	0.168	14:21:11.593
10 -	32.695	21.678	54.373 (3)	79.97	0.280	14:22:05.966
11 -	32.328	21.765	54.093 (1)	80.39		14:23:00.059

P22 84 C		George HIGGINS		Yamaha R6 - Aztec Racing		
IDEAL LAP TIME : 53.932		BEST LAP TIME : 54.066		DIFFERENCE : 0.134		
LAP	SECTOR 1	SECTOR 2	LAP TIME	MPH	DIFF	TIME OF DAY
1 -		24.124	1:02.891	69.14	8.825	14:13:51.543
2 -	33.610	22.304	55.914 (3)	77.77	1.848	14:14:47.457
3 -	32.574	21.844	54.418 (2)	79.91	0.352	14:15:41.875
4 -	32.708	21.358	54.066 (1)	80.43		14:16:35.941

BMCRC - MRO Championships 2024 - Rnd 7 @ Brands Hatch Indy

DART MRO 600 inc Clubman 600 & GP2/EVO & Rookie 600

RACE 11 - BEST SECTORS

SECTOR 1			SECTOR 2			IDEAL / BEST COMPARISON						
POS	NO	NAME	TIME	NO	NAME	TIME	POS	NO	NAME	IDEAL	BEST	DIFF
1	47	SEABRIGHT	28.582	1	JOHNSON	19.429	1	47	SEABRIGHT	48.102	48.102	0.000
2	1	JOHNSON	28.697	47	SEABRIGHT	19.520	2	1	JOHNSON	48.126	48.192	0.066
3	212	PALLET	29.347	91	HIRST	19.688	3	3	LAMB DEN	49.066	49.145	0.079
4	3	LAMB DEN	29.371	3	LAMB DEN	19.695	4	212	PALLET	49.152	49.267	0.115
5	91	HIRST	29.520	46	WALSH	19.697	5	91	HIRST	49.208	49.253	0.045
6	56	MILLS	29.604	56	MILLS	19.708	6	56	MILLS	49.312	49.389	0.077
7	46	WALSH	29.649	212	PALLET	19.805	7	46	WALSH	49.346	49.442	0.096
8	440	EVERTON	29.788	39	MONK	20.065	8	531	KOURTI	49.927	49.927	0.000
9	531	KOURTI	29.813	531	KOURTI	20.114	9	440	EVERTON	49.991	50.010	0.019
10	35	DICKINSON	29.832	67	ANSELL	20.177	10	35	DICKINSON	50.030	50.091	0.061
11	81	McMULLAN	29.994	81	McMULLAN	20.190	11	39	MONK	50.167	50.167	0.000
12	971	PACKHAM	30.091	35	DICKINSON	20.198	12	81	McMULLAN	50.184	50.233	0.049
13	39	MONK	30.102	440	EVERTON	20.203	13	971	PACKHAM	50.325	50.367	0.042
14	67	ANSELL	30.363	971	PACKHAM	20.234	14	67	ANSELL	50.540	50.816	0.276
15	115	MAHER	30.496	115	MAHER	20.245	15	115	MAHER	50.741	50.741	0.000
16	44	DUTTON	30.541	28	WALKER	20.396	16	28	WALKER	50.980	50.980	0.000
17	28	WALKER	30.584	54	ANDERTON	20.416	17	44	DUTTON	50.987	51.191	0.204
18	54	ANDERTON	31.198	44	DUTTON	20.446	18	54	ANDERTON	51.614	51.692	0.078
19	910	GOWER	32.015	910	GOWER	20.856	19	910	GOWER	52.871	53.068	0.197
20	998	RYBICKI	32.328	84	HIGGINS	21.358	20	84	HIGGINS	53.932	54.066	0.134
21	281	FARLEY	32.554	281	FARLEY	21.555	21	998	RYBICKI	53.983	54.093	0.110
22	84	HIGGINS	32.574	998	RYBICKI	21.655	22	281	FARLEY	54.109	54.220	0.111

PERFECT LAP 48.011

BMCRC - MRO Championships 2024 - Rnd 7 @ Brands Hatch Indy

DART MRO 600 inc Clubman 600 & GP2/EVO & Rookie 600

RACE 11 - STATISTICS

Competitors Started	22
Planned Start	2024-09-22 @ 14:15:00.000
Actual Start	2024-09-22 @ 14:12:48.651
Finish Time	2024-09-22 @ 14:22:35.228
Track Length	1.2079mi.
Total Laps	253
Total Distance Covered	305.6102mi.

Session Fastest Lap History

NO	CL	NAME	LAP TIME	TIME OF DAY	LAP	VEHICLE
47		Fenton SEABRIGHT	48.645	14:14:30.795	2	Yamaha R6
1		Anthony JOHNSON	48.398	14:14:30.845	2	
47		Fenton SEABRIGHT	48.244	14:16:07.723	4	Yamaha R6
47		Fenton SEABRIGHT	48.190	14:16:55.913	5	Yamaha R6
47		Fenton SEABRIGHT	48.102	14:20:10.425	9	Yamaha R6

Session Leader History

NO	CL	NAME	FROM LAP	LAPS LED	DISTANCE	VEHICLE
47		Fenton SEABRIGHT	1	12	14.49 miles	Yamaha R6

Flag History

TYPE	TIME OF DAY
GREEN	14:12:48.651
FINISH	14:22:35.228

Flag Statistics

TYPE	COUNT	TOTAL LAPS	TOTAL TIME
Green	1	12	10:53.356
Red	0	0	0.000
Safety Car	0	0	0.000
FCY	0	0	0.000

BMCRC - MRO Championships 2024 - Rnd 7 @ Brands Hatch Indy

DART MRO 600 inc Clubman 600 & GP2/EVO & Rookie 600

RACE 11 - STATISTICS

CLASS :

11 Starters

Fastest Lap History

NO	NAME	LAP TIME	TIME OF DAY	LAP	VEHICLE
47	Fenton SEABRIGHT	48.645	14:14:30.795	2	Yamaha R6
1	Anthony JOHNSON	48.398	14:14:30.845	2	
47	Fenton SEABRIGHT	48.244	14:16:07.723	4	Yamaha R6
47	Fenton SEABRIGHT	48.190	14:16:55.913	5	Yamaha R6
47	Fenton SEABRIGHT	48.102	14:20:10.425	9	Yamaha R6

Leader History

NO	NAME	FROM LAP	LAPS LED	DISTANCE	VEHICLE
47	Fenton SEABRIGHT	1	12	14.49 miles	Yamaha R6

BMCRC - MRO Championships 2024 - Rnd 7 @ Brands Hatch Indy

DART MRO 600 inc Clubman 600 & GP2/EVO & Rookie 600

RACE 11 - STATISTICS

CLASS : C

11 Starters

Fastest Lap History

NO	NAME	LAP TIME	TIME OF DAY	LAP	VEHICLE
440	Elijah EVERTON	50.415	14:14:35.376	2	Kawasaki NINJA 600
39	Aaron MONK	50.167	14:15:27.462	3	Kawasaki NINJA 636
531	Jake KOURTI	50.138	14:18:50.628	7	Yamaha R6
440	Elijah EVERTON	50.068	14:20:31.645	9	Kawasaki NINJA 600
440	Elijah EVERTON	50.010	14:22:12.083	11	Kawasaki NINJA 600
531	Jake KOURTI	49.927	14:23:02.452	12	Yamaha R6

Leader History

NO	NAME	FROM LAP	LAPS LED	DISTANCE	VEHICLE
440	Elijah EVERTON	1	4	4.83 miles	Kawasaki NINJA 600
39	Aaron MONK	5	2	2.41 miles	Kawasaki NINJA 636
531	Jake KOURTI	7	4	4.83 miles	Yamaha R6
440	Elijah EVERTON	11	2	2.41 miles	Kawasaki NINJA 600



THE CLOTHING KINGS BMCRC THUNDERBIKE SPORT / TW SUSPENSION BMCRC SUPERTWINS



BMCRC-MRO Championships - Round 7
Brands Hatch Indy
21st / 22nd September 2024



Timing & Results Provided by Timing Solutions Ltd

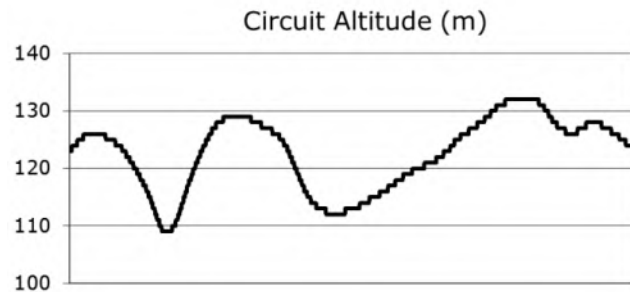
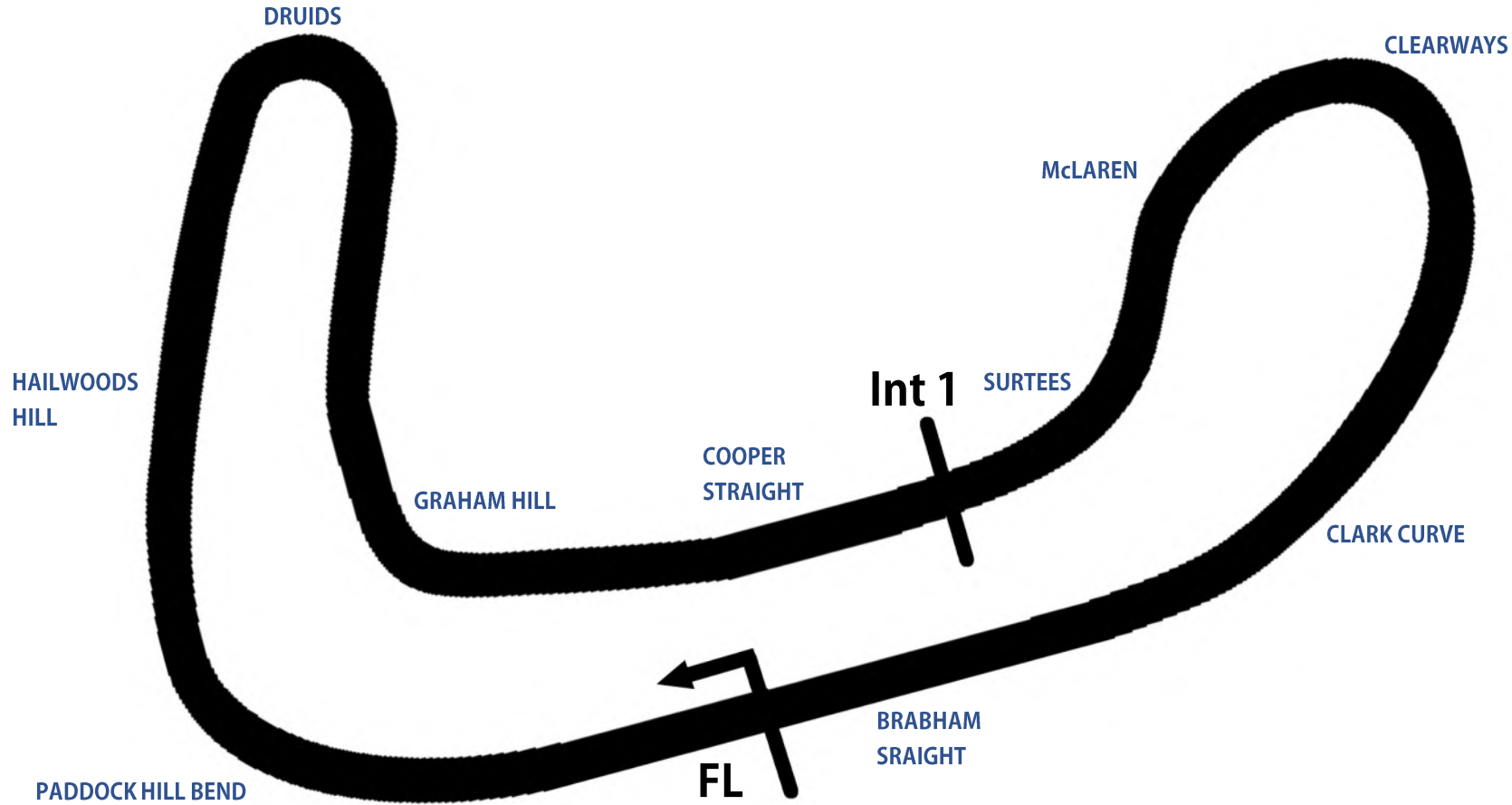
www.tsl-timing.com



BrandsHatch

Brands Hatch Indy Circuit

Fawkham, Longfield, Kent, UK



Length	1.2079 miles 1.944 km 1944.0 m		
FL		51.36032 N	0.26032 E
Int 1	1112m	51.35934 N	0.25955 E
Pit Entry	1669m	51.35911 N	0.25743 E
Pit Exit	0m after FL	51.36017 N	0.26051 E
Pit Entry - Pit Exit	251m, 18.1s @ 50kph, 15.0s @ 60kph		



BMCR - MRO Championships 2024 - Rnd 7 @ Brands Hatch Indy

BMCR Thunderbike Sport & BMCR Supertwins

QUALIFYING - CLASSIFICATION

POS	NO	CL	PIC	NAME	ENTRY	TIME	ON	LAPS	GAP	DIFF	MPH
1	711	SUP	1	Maximus HARDY	-	50.602	7	11			85.93
2	1		1	Matt WETHERELL	Suzuki GSXR 600 - Lamonde Racing	50.631	8	12	0.029	0.029	85.88
3	17	SUP	2	Tommy DOWNES	Suzuki SV650R - Crawfords/ Tey Farm Systems/ Harlo	51.141	10	12	0.539	0.510	85.03
4	11		2	Josh HARVEY	Yamaha R6 - NR Racing	51.306	11	11	0.704	0.165	84.75
5	69		3	Tony RUSSO	Yamaha R6 - Wymark Lubricants	52.338	7	11	1.736	1.032	83.08
6	5*	R	1	Logan STONE	Yamaha R6 -	52.874	7	8	2.272	0.536	82.24
7	191	SUP	3	Thomas BEDFORD	Yamaha R7 -	52.912	9	11	2.310	0.038	82.18
8	77		4	Joe WHITE	Suzuki GSXR 600 MAIN - The Race Shack /Just In Gra	53.064	8	11	2.462	0.152	81.95
9	48		5	Shaun WALLIS	Yamaha R6 (W) - MBC Despatch Racing	53.066	11	11	2.464	0.002	81.94
10	3	SUP	4	Oliver ARBON	Yamaha R7 - Moto 46	53.231	9	11	2.629	0.165	81.69
11	97	SUP	5	Alex MANN *	Kawasaki ER6N - ME	53.265	9	10	2.663	0.034	81.64
12	27	SUP	6	Ben BROWN	Suzuki SV650 -	53.557	10	11	2.955	0.292	81.19
13	81	SUP	7	Malvern MAY	Triumph Daytona 660 - Michael Jones Jeweller, Esprit (53.941	10	10	3.339	0.384	80.61
14	21	SUP	8	Toby FINNIS	Yamaha R7 - Hunts Motorcycles	54.014	3	4	3.412	0.073	80.50
15	100	SUP	9	Craig HOWTON	Suzuki SV650S -	54.431	10	11	3.829	0.417	79.89
16	42		6	Adam CARSON	Honda CBR600 F3 - Allspeed exhausts, stink wheels	54.436	10	10	3.834	0.005	79.88
17	606	SUP	10	Robert BRYANT	Triumph RS660 - DAD	54.446	7	10	3.844	0.010	79.87
18	7	R	2	Darren TAYLOR	Kawasaki ZX6R - Watton Auto Centre. Market Cross C	54.459	10	10	3.857	0.013	79.85
19	115	SUP	11	James SVENSEN	Ducati MONSTER 796 -	54.592	5	8	3.990	0.133	79.65
20	111		7	Jake DONKERSLEY	Honda VFR400 NC30 -	54.791	10	10	4.189	0.199	79.36
21	55	R	3	Magnus MANSON-CHUBB	Yamaha R6 -	55.333	4	5	4.731	0.542	78.58
22	137		8	Colin McPHERSON	Yamaha R6 -	55.419	9	10	4.817	0.086	78.46
23	45	SUP	12	Terence QUINCE	Aprilia RS 660 - Fhs racing	55.487	5	5	4.885	0.068	78.37
24	511	R	4	William BARRETT	Suzuki SV650 - TT Plumbing & Heating	55.503	7	8	4.901	0.016	78.34
25	169	SUP	13	Jack GRIFFITHS	Aprilia RS660 - IMP racing	55.607	9	10	5.005	0.104	78.20
26	293		9	Leigh SMITH	Suzuki SV650 - Smiths Mechanical Support Ltd, Lamon	55.632	9	10	5.030	0.025	78.16
27	127	SUP	14	Matthew CHAM	Kawasaki ER650 - AWO Recycling Ltd	55.839	6	10	5.237	0.207	77.87
28	68	SUP	15	Mark HILL	- JOE'S CARPETS, ATP RACING	55.966	8	10	5.364	0.127	77.70
29	14	R	5	George DAVIES	Suzuki SV650 - Tanya Warner	56.065	7	10	5.463	0.099	77.56
30	51		10	Paul BEESLEY	Yamaha R6 -	56.362	3	7	5.760	0.297	77.15
31	75	R	6	Tom SVENSEN	Suzuki SV650 - Team TSR - HCL Car sales	56.390	10	10	5.788	0.028	77.11
32	402	R	7	Kaine FARR	Suzuki GSXR - The Elms B&B Snetterton	56.566	7	10	5.964	0.176	76.87
33	15		11	Daniel MERCER	Yamaha R6 - Merc&Co Racing, Apex2Apex promotions	56.567	1	1	5.965	0.001	76.87
34	40	SUP	16	Simon WILKINSON	Suzuki SV650 - K&Q, HM Racing, Titan-x	57.178	8	10	6.576	0.611	76.05
35	89	R	8	Daryl SKINNS	Suzuki GSXR 750 - Indoor Climate Systems UK LTD	58.827	6	10	8.225	1.649	73.92
36	341	SUP	17	Tony MANSFORD	Suzuki SV650 - R.B Plumbing & Heating	1:00.786	5	6	10.184	1.959	71.53

Comments:

#5 - Fastest lap time disallowed - Overtaking under Yellow flags.

Weather / Track : Bright / Dry

Date: 21/09/2024 Start: 09:12 Finish: 09:22

These results are provisional until the conclusion of any judicial and technical matters.

Brands Hatch Indy: 1.2079 miles

Clerk Of Course:	Stewards:	Timekeeper: Richard Evans	
------------------	-----------	---------------------------	--

Results can be found at www.tsl-timing.com

Printed - 09:23 Saturday, 21 September 2024



BMCRC - MRO Championships 2024 - Rnd 7 @ Brands Hatch Indy

BMCRC Thunderbike Sport & BMCRC Supertwins

QUALIFYING - SECTOR ANALYSIS



SECTOR 1 = FL to I1, SECTOR 2 = I1 to FL, DIFF = Difference To Personal Best Lap, P = Crossed Finish Line in Pit Lane, D = Time Disallowed

P1 711 SUP Maximus HARDY -						
IDEAL LAP TIME : 50.585		BEST LAP TIME : 50.602		DIFFERENCE : 0.017		
LAP	SECTOR 1	SECTOR 2	LAP TIME	MPH	DIFF	TIME OF DAY
1 -	32.312	21.329	53.641	81.06	3.039	09:14:12.566
2 -	31.694	21.992	53.686	81.00	3.084	09:15:06.252
3 -	37.964	21.539	59.503	73.08	8.901	09:16:05.755
4 -	31.621	21.147	52.768	82.40	2.166	09:16:58.523
5 -	31.130	20.986	52.116	83.44	1.514	09:17:50.639
6 -	31.165	20.546	51.711	84.09	1.109	09:18:42.350
7 -	30.262	20.340	50.602 (1)	85.93		09:19:32.952
8 -	30.296	20.869	51.165	84.99	0.563	09:20:24.117
9 -	30.245	20.542	50.787 (2)	85.62	0.185	09:21:14.904
10 -	33.145	20.963	54.108	80.36	3.506	09:22:09.012
11 -	30.483	20.524	51.007 (3)	85.25	0.405	09:23:00.019

P2 1 Matt WETHERELL Suzuki GSXR 600 - Lamonde Racing						
IDEAL LAP TIME : 50.439		BEST LAP TIME : 50.631		DIFFERENCE : 0.192		
LAP	SECTOR 1	SECTOR 2	LAP TIME	MPH	DIFF	TIME OF DAY
1 -	32.730	21.150	53.880	80.70	3.249	09:13:46.954
2 -	31.344	21.223	52.567	82.72	1.936	09:14:39.521
3 -	32.390	20.989	53.379	81.46	2.748	09:15:32.900
4 -	30.893	20.638	51.531	84.38	0.900	09:16:24.431
5 -	30.950	20.674	51.624	84.23	0.993	09:17:16.055
6 -	30.769	20.665	51.434	84.54	0.803	09:18:07.489
7 -	30.867	20.574	51.441	84.53	0.810	09:18:58.930
8 -	30.160	20.471	50.631 (1)	85.88		09:19:49.561
9 -	31.724	21.313	53.037	81.99	2.406	09:20:42.598
10 -	30.732	20.366	51.098	85.10	0.467	09:21:33.696
11 -	30.073	20.845	50.918 (2)	85.40	0.287	09:22:24.614
12 -	30.261	20.772	51.033 (3)	85.21	0.402	09:23:15.647

P3 17 SUP Tommy DOWNES Suzuki SV650R - Crawfords/ Tey Farm Systems/ Harlow Ag						
IDEAL LAP TIME : 50.883		BEST LAP TIME : 51.141		DIFFERENCE : 0.258		
LAP	SECTOR 1	SECTOR 2	LAP TIME	MPH	DIFF	TIME OF DAY
1 -	32.037	21.081	53.118	81.86	1.977	09:13:45.066
2 -	30.954	21.465	52.419	82.95	1.278	09:14:37.485
3 -	31.704	20.934	52.638	82.61	1.497	09:15:30.123
4 -	30.748	20.692	51.440	84.53	0.299	09:16:21.563
5 -	30.628	20.756	51.384	84.62	0.243	09:17:12.947
6 -	31.024	20.898	51.922	83.75	0.781	09:18:04.869
7 -	30.707	20.473	51.180 (2)	84.96	0.039	09:18:56.049
8 -	30.676	21.372	52.048	83.54	0.907	09:19:48.097
9 -	32.351	21.285	53.636	81.07	2.495	09:20:41.733
10 -	30.547	20.594	51.141 (1)	85.03		09:21:32.874
11 -	30.754	20.606	51.360 (3)	84.66	0.219	09:22:24.234
12 -	30.410	20.972	51.382	84.63	0.241	09:23:15.616

P4 11 Josh HARVEY Yamaha R6 - NR Racing						
IDEAL LAP TIME : 51.085		BEST LAP TIME : 51.306		DIFFERENCE : 0.221		
LAP	SECTOR 1	SECTOR 2	LAP TIME	MPH	DIFF	TIME OF DAY
1 -	34.364	22.361	56.725	76.66	5.419	09:14:14.828
2 -	34.447	22.216	56.663	76.74	5.357	09:15:11.491
3 -	34.857	22.897	57.754	75.29	6.448	09:16:09.245
4 -	31.592	20.751	52.343	83.07	1.037	09:17:01.588
5 -	31.812	21.874	53.686	81.00	2.380	09:17:55.274
6 -	31.939	21.759	53.698	80.98	2.392	09:18:48.972
7 -	31.693	20.526	52.219	83.27	0.913	09:19:41.191
8 -	30.680	20.783	51.463 (2)	84.49	0.157	09:20:32.654
9 -	30.945	20.636	51.581 (3)	84.30	0.275	09:21:24.235
10 -	32.248	21.237	53.485	81.30	2.179	09:22:17.720
11 -	30.559	20.747	51.306 (1)	84.75		09:23:09.026

BMCRC - MRO Championships 2024 - Rnd 7 @ Brands Hatch Indy

BMCRC Thunderbike Sport & BMCRC Supertwins

QUALIFYING - SECTOR ANALYSIS



SECTOR 1 = FL to I1, SECTOR 2 = I1 to FL, DIFF = Difference To Personal Best Lap, P = Crossed Finish Line in Pit Lane, D = Time Disallowed

P5 69 Tony RUSSO		Yamaha R6 - Wymark Lubricants				
IDEAL LAP TIME : 52.270		BEST LAP TIME : 52.338		DIFFERENCE : 0.068		
LAP	SECTOR 1	SECTOR 2	LAP TIME	MPH	DIFF	TIME OF DAY
1 -	35.667	23.207	58.874	73.86	6.536	09:13:56.861
2 -	33.525	21.657	55.182	78.80	2.844	09:14:52.043
3 -	32.261	21.424	53.685	81.00	1.347	09:15:45.728
4 -	31.645	21.095	52.740	82.45	0.402	09:16:38.468
5 -	32.207	21.046	53.253	81.65	0.915	09:17:31.721
6 -	31.779	20.905	52.684 (3)	82.54	0.346	09:18:24.405
7 -	31.470	20.868	52.338 (1)	83.08		09:19:16.743
8 -	32.250	20.800	53.050	81.97	0.712	09:20:09.793
9 -	31.578	20.882	52.460 (2)	82.89	0.122	09:21:02.253
10 -	31.959	21.470	53.429	81.39	1.091	09:21:55.682
11 -	31.556	21.395	52.951	82.12	0.613	09:22:48.633

P6 5 R Logan STONE		Yamaha R6 -				
IDEAL LAP TIME : 52.687		BEST LAP TIME : 52.874		DIFFERENCE : 0.187		
LAP	SECTOR 1	SECTOR 2	LAP TIME	MPH	DIFF	TIME OF DAY
1 -	35.401	22.642	58.043	74.92	5.169	09:14:00.345
2 -	35.035	21.772	56.807	76.55	3.933	09:14:57.152
3 -	32.560	21.839	54.399	79.93	1.525	09:15:51.551
4 -	31.650	21.135	52.785 D	82.38		09:16:44.336
5 -	32.119	21.190	53.309 (3)	81.57	0.435	09:17:37.645
6 -	32.202	21.428	53.630	81.08	0.756	09:18:31.275
7 -	31.552	21.322	52.874 (1)	82.24		09:19:24.149
8 -	31.759	21.242	53.001 (2)	82.04	0.127	09:20:17.150

P7 191 SUP Thomas BEDFORD		Yamaha R7 -				
IDEAL LAP TIME : 52.912		BEST LAP TIME : 52.912		DIFFERENCE : 0.000		
LAP	SECTOR 1	SECTOR 2	LAP TIME	MPH	DIFF	TIME OF DAY
1 -	36.194	24.061	1:00.255	72.17	7.343	09:14:06.303
2 -	34.761	22.484	57.245	75.96	4.333	09:15:03.548
3 -	34.040	22.361	56.401	77.10	3.489	09:15:59.949
4 -	33.810	21.712	55.522	78.32	2.610	09:16:55.471
5 -	33.525	21.720	55.245	78.71	2.333	09:17:50.716
6 -	33.446	21.742	55.188	78.79	2.276	09:18:45.904
7 -	33.065	21.709	54.774	79.39	1.862	09:19:40.678
8 -	32.602	21.265	53.867	80.72	0.955	09:20:34.545
9 -	31.790	21.122	52.912 (1)	82.18		09:21:27.457
10 -	31.931	21.332	53.263 (2)	81.64	0.351	09:22:20.720
11 -	32.284	21.355	53.639 (3)	81.07	0.727	09:23:14.359

P8 77 Joe WHITE		Suzuki GSXR 600 MAIN - The Race Shack /Just In Graphics				
IDEAL LAP TIME : 52.966		BEST LAP TIME : 53.064		DIFFERENCE : 0.098		
LAP	SECTOR 1	SECTOR 2	LAP TIME	MPH	DIFF	TIME OF DAY
1 -	37.618	23.062	1:00.680	71.66	7.616	09:14:08.950
2 -	35.345	22.552	57.897	75.10	4.833	09:15:06.847
3 -	34.405	22.025	56.430	77.06	3.366	09:16:03.277
4 -	33.301	22.017	55.318	78.61	2.254	09:16:58.595
5 -	33.316	22.158	55.474	78.38	2.410	09:17:54.069
6 -	32.733	22.008	54.741	79.43	1.677	09:18:48.810
7 -	32.279	21.338	53.617	81.10	0.553	09:19:42.427
8 -	31.915	21.149	53.064 (1)	81.95		09:20:35.491
9 -	31.963	21.318	53.281 (3)	81.61	0.217	09:21:28.772
10 -	32.222	21.364	53.586	81.15	0.522	09:22:22.358
11 -	31.817	21.354	53.171 (2)	81.78	0.107	09:23:15.529

BMCRC - MRO Championships 2024 - Rnd 7 @ Brands Hatch Indy

BMCRC Thunderbike Sport & BMCRC Supertwins

QUALIFYING - SECTOR ANALYSIS



SECTOR 1 = FL to I1, SECTOR 2 = I1 to FL, DIFF = Difference To Personal Best Lap, P = Crossed Finish Line in Pit Lane, D = Time Disallowed

P9 48		Shaun WALLIS		Yamaha R6 (W) - MBC Despatch Racing			
IDEAL LAP TIME : 52.947		BEST LAP TIME : 53.066		DIFFERENCE : 0.119			
LAP	SECTOR 1	SECTOR 2	LAP TIME	MPH	DIFF	TIME OF DAY	
1 -	37.209	23.552	1:00.761	71.56	7.695	09:13:59.251	
2 -	35.758	22.141	57.899	75.10	4.833	09:14:57.150	
3 -	34.864	22.638	57.502	75.62	4.436	09:15:54.652	
4 -	33.226	21.555	54.781	79.38	1.715	09:16:49.433	
5 -	32.558	21.417	53.975	80.56	0.909	09:17:43.408	
6 -	32.221	21.395	53.616 (3)	81.10	0.550	09:18:37.024	
7 -	32.149	21.557	53.706	80.97	0.640	09:19:30.730	
8 -	32.450	22.146	54.596	79.65	1.530	09:20:25.326	
9 -	32.066	21.321	53.387 (2)	81.45	0.321	09:21:18.713	
10 -	32.417	21.874	54.291	80.09	1.225	09:22:13.004	
11 -	31.626	21.440	53.066 (1)	81.94		09:23:06.070	

P10 3 SUP		Oliver ARBON		Yamaha R7 - Moto 46			
IDEAL LAP TIME : 53.217		BEST LAP TIME : 53.231		DIFFERENCE : 0.014			
LAP	SECTOR 1	SECTOR 2	LAP TIME	MPH	DIFF	TIME OF DAY	
1 -	36.536	24.070	1:00.606	71.75	7.375	09:14:06.209	
2 -	34.717	22.482	57.199	76.02	3.968	09:15:03.408	
3 -	33.875	21.985	55.860	77.84	2.629	09:15:59.268	
4 -	33.728	22.016	55.744	78.01	2.513	09:16:55.012	
5 -	33.371	22.182	55.553	78.27	2.322	09:17:50.565	
6 -	32.846	22.242	55.088	78.93	1.857	09:18:45.653	
7 -	32.046	21.740	53.786	80.85	0.555	09:19:39.439	
8 -	31.844	21.500	53.344 (3)	81.52	0.113	09:20:32.783	
9 -	31.858	21.373	53.231 (1)	81.69		09:21:26.014	
10 -	31.886	21.398	53.284 (2)	81.61	0.053	09:22:19.298	
11 -	32.693	22.129	54.822	79.32	1.591	09:23:14.120	

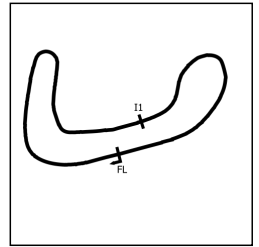
P11 97 SUP		Alex MANN *		Kawasaki ER6N - ME			
IDEAL LAP TIME : 53.064		BEST LAP TIME : 53.265		DIFFERENCE : 0.201			
LAP	SECTOR 1	SECTOR 2	LAP TIME	MPH	DIFF	TIME OF DAY	
1 -	33.711	21.736	55.447	78.42	2.182	09:14:18.674	
2 -	33.178	21.691	54.869	79.25	1.604	09:15:13.543	
3 -	33.215	22.800	56.015	77.63	2.750	09:16:09.558	
4 -	32.394	21.733	54.127 (3)	80.34	0.862	09:17:03.685	
5 -	32.332	21.869	54.201	80.23	0.936	09:17:57.886	
6 -	32.101	22.182	54.283	80.10	1.018	09:18:52.169	
7 -	32.433	22.197	54.630	79.60	1.365	09:19:46.799	
8 -	33.376	22.047	55.423	78.46	2.158	09:20:42.222	
9 -	32.066	21.199	53.265 (1)	81.64		09:21:35.487	
10 -	31.865	21.481	53.346 (2)	81.51	0.081	09:22:28.833	

P12 27 SUP		Ben BROWN		Suzuki SV650 -			
IDEAL LAP TIME : 53.459		BEST LAP TIME : 53.557		DIFFERENCE : 0.098			
LAP	SECTOR 1	SECTOR 2	LAP TIME	MPH	DIFF	TIME OF DAY	
1 -	37.325	23.322	1:00.647	71.70	7.090	09:14:04.814	
2 -	35.847	22.348	58.195	74.72	4.638	09:15:03.009	
3 -	33.933	21.983	55.916	77.77	2.359	09:15:58.925	
4 -	33.262	21.621	54.883	79.23	1.326	09:16:53.808	
5 -	33.523	21.545	55.068	78.96	1.511	09:17:48.876	
6 -	33.031	21.390	54.421	79.90	0.864	09:18:43.297	
7 -	32.599	21.531	54.130	80.33	0.573	09:19:37.427	
8 -	32.580	21.536	54.116 (3)	80.35	0.559	09:20:31.543	
9 -	32.508	21.333	53.841 (2)	80.76	0.284	09:21:25.384	
10 -	32.126	21.431	53.557 (1)	81.19		09:22:18.941	
11 -	32.670	21.567	54.237	80.17	0.680	09:23:13.178	

BMCRC - MRO Championships 2024 - Rnd 7 @ Brands Hatch Indy

BMCRC Thunderbike Sport & BMCRC Supertwins

QUALIFYING - SECTOR ANALYSIS



SECTOR 1 = FL to I1, SECTOR 2 = I1 to FL, DIFF = Difference To Personal Best Lap, P = Crossed Finish Line in Pit Lane, D = Time Disallowed

P13 81 SUP Malvern MAY			Triumph Daytona 660 - Michael Jones Jeweller, Esprit Group, E:			
IDEAL LAP TIME : 53.941		BEST LAP TIME : 53.941		DIFFERENCE : 0.000		
LAP	SECTOR 1	SECTOR 2	LAP TIME	MPH	DIFF	TIME OF DAY
1 -	36.830	23.408	1:00.238	72.19	6.297	09:14:08.591
2 -	35.039	22.736	57.775	75.26	3.834	09:15:06.366
3 -	33.895	22.261	56.156	77.43	2.215	09:16:02.522
4 -	33.967	22.334	56.301	77.23	2.360	09:16:58.823
5 -	34.363	22.391	56.754	76.62	2.813	09:17:55.577
6 -	32.940	23.083	56.023	77.62	2.082	09:18:51.600
7 -	32.730	22.543	55.273 (2)	78.67	1.332	09:19:46.873
8 -	33.920	21.966	55.886 (3)	77.81	1.945	09:20:42.759
9 -	33.514	22.667	56.181	77.40	2.240	09:21:38.940
10 -	32.286	21.655	53.941 (1)	80.61		09:22:32.881

P14 21 SUP Toby FINNIS			Yamaha R7 - Hunts Motorcycles			
IDEAL LAP TIME : 53.785		BEST LAP TIME : 54.014		DIFFERENCE : 0.229		
LAP	SECTOR 1	SECTOR 2	LAP TIME	MPH	DIFF	TIME OF DAY
1 -	33.917	22.740	56.657	76.75	2.643	09:13:52.830
2 -	32.504	22.237	54.741 (3)	79.43	0.727	09:14:47.571
3 -	32.460	21.554	54.014 (1)	80.50		09:15:41.585
4 -	32.231	22.428	54.659 (2)	79.55	0.645	09:16:36.244

P15 100 SUP Craig HOWTON			Suzuki SV650S -			
IDEAL LAP TIME : 54.429		BEST LAP TIME : 54.431		DIFFERENCE : 0.002		
LAP	SECTOR 1	SECTOR 2	LAP TIME	MPH	DIFF	TIME OF DAY
1 -	36.513	23.208	59.721	72.81	5.290	09:13:57.909
2 -	34.733	22.560	57.293	75.90	2.862	09:14:55.202
3 -	34.087	22.375	56.462	77.01	2.031	09:15:51.664
4 -	33.390	22.164	55.554	78.27	1.123	09:16:47.218
5 -	33.407	22.188	55.595	78.21	1.164	09:17:42.813
6 -	33.185	22.014	55.199	78.78	0.768	09:18:38.012
7 -	32.936	21.911	54.847 (3)	79.28	0.416	09:19:32.859
8 -	32.541	21.907	54.448 (2)	79.86	0.017	09:20:27.307
9 -	32.799	22.311	55.110	78.90	0.679	09:21:22.417
10 -	32.522	21.909	54.431 (1)	79.89		09:22:16.848
11 -	33.126	21.934	55.060	78.97	0.629	09:23:11.908

P16 42 Adam CARSON			Honda CBR600 F3 - Allspeed exhausts, stink wheels			
IDEAL LAP TIME : 54.436		BEST LAP TIME : 54.436		DIFFERENCE : 0.000		
LAP	SECTOR 1	SECTOR 2	LAP TIME	MPH	DIFF	TIME OF DAY
1 -	37.437	23.500	1:00.937	71.36	6.501	09:14:06.933
2 -	35.291	22.608	57.899	75.10	3.463	09:15:04.832
3 -	34.213	22.684	56.897	76.42	2.461	09:16:01.729
4 -	33.873	22.530	56.403	77.09	1.967	09:16:58.132
5 -	33.597	22.376	55.973	77.69	1.537	09:17:54.105
6 -	33.856	22.599	56.455	77.02	2.019	09:18:50.560
7 -	33.502	22.286	55.788 (3)	77.94	1.352	09:19:46.348
8 -	33.371	22.205	55.576 (2)	78.24	1.140	09:20:41.924
9 -	34.081	21.883	55.964	77.70	1.528	09:21:37.888
10 -	32.753	21.683	54.436 (1)	79.88		09:22:32.324

BMCRC - MRO Championships 2024 - Rnd 7 @ Brands Hatch Indy

BMCRC Thunderbike Sport & BMCRC Supertwins

QUALIFYING - SECTOR ANALYSIS



SECTOR 1 = FL to I1, SECTOR 2 = I1 to FL, DIFF = Difference To Personal Best Lap, P = Crossed Finish Line in Pit Lane, D = Time Disallowed

P17 606 SUP Robert BRYANT		Triumph RS660 - DAD				
IDEAL LAP TIME : 54.424		BEST LAP TIME : 54.446		DIFFERENCE : 0.022		
LAP	SECTOR 1	SECTOR 2	LAP TIME	MPH	DIFF	TIME OF DAY
1 -	36.496	23.171	59.667	72.88	5.221	09:14:22.038
2 -	36.284	22.795	59.079	73.60	4.633	09:15:21.117
3 -	35.666	22.709	58.375	74.49	3.929	09:16:19.492
4 -	35.008	22.286	57.294	75.89	2.848	09:17:16.786
5 -	33.750	21.967	55.717	78.04	1.271	09:18:12.503
6 -	33.501	22.081	55.582	78.23	1.136	09:19:08.085
7 -	32.556	21.890	54.446 (1)	79.87		09:20:02.531
8 -	33.118	22.838	55.956	77.71	1.510	09:20:58.487
9 -	33.239	22.252	55.491 (3)	78.36	1.045	09:21:53.978
10 -	33.052	21.868	54.920 (2)	79.18	0.474	09:22:48.898

P18 7 R Darren TAYLOR		Kawasaki ZX6R - Watton Auto Centre. Market Cross Cafe Swaff				
IDEAL LAP TIME : 54.459		BEST LAP TIME : 54.459		DIFFERENCE : 0.000		
LAP	SECTOR 1	SECTOR 2	LAP TIME	MPH	DIFF	TIME OF DAY
1 -	37.367	24.211	1:01.578	70.61	7.119	09:13:57.461
2 -	35.899	23.047	58.946	73.77	4.487	09:14:56.407
3 -	35.160	23.050	58.210	74.70	3.751	09:15:54.617
4 -	34.776	22.608	57.384	75.78	2.925	09:16:52.001
5 -	34.259	22.559	56.818	76.53	2.359	09:17:48.819
6 -	34.295	22.294	56.589	76.84	2.130	09:18:45.408
7 -	33.191	21.765	54.956 (3)	79.12	0.497	09:19:40.364
8 -	33.060	21.960	55.020	79.03	0.561	09:20:35.384
9 -	33.126	21.735	54.861 (2)	79.26	0.402	09:21:30.245
10 -	32.732	21.727	54.459 (1)	79.85		09:22:24.704

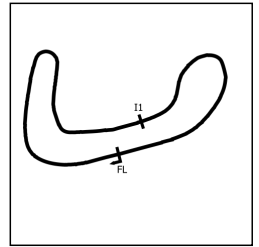
P19 115 SUP James SVENSEN		Ducati MONSTER 796 -				
IDEAL LAP TIME :		BEST LAP TIME : 54.592		DIFFERENCE :		
LAP	SECTOR 1	SECTOR 2	LAP TIME	MPH	DIFF	TIME OF DAY
1 -			55.952	77.72	1.360	09:15:34.227
2 -			55.116	78.89	0.524	09:16:29.343
3 -			55.104 (3)	78.91	0.512	09:17:24.447
4 -			55.275	78.67	0.683	09:18:19.722
5 -			54.592 (1)	79.65		09:19:14.314
6 -			55.760	77.98	1.168	09:20:10.074
7 -			54.684 (2)	79.52	0.092	09:21:04.758
8 -			55.171	78.82	0.579	09:21:59.929

P20 111 Jake DONKERSLEY		Honda VFR400 NC30 -				
IDEAL LAP TIME : 54.790		BEST LAP TIME : 54.791		DIFFERENCE : 0.001		
LAP	SECTOR 1	SECTOR 2	LAP TIME	MPH	DIFF	TIME OF DAY
1 -	36.982	23.885	1:00.867	71.44	6.076	09:14:08.016
2 -	36.043	22.910	58.953	73.76	4.162	09:15:06.969
3 -	34.559	22.587	57.146	76.09	2.355	09:16:04.115
4 -	33.707	22.011	55.718	78.04	0.927	09:16:59.833
5 -	33.668	22.645	56.313	77.22	1.522	09:17:56.146
6 -	33.896	22.629	56.525	76.93	1.734	09:18:52.671
7 -	33.034	22.153	55.187 (2)	78.79	0.396	09:19:47.858
8 -	33.801	22.488	56.289	77.25	1.498	09:20:44.147
9 -	33.315	22.214	55.529 (3)	78.31	0.738	09:21:39.676
10 -	32.779	22.012	54.791 (1)	79.36		09:22:34.467

BMCRC - MRO Championships 2024 - Rnd 7 @ Brands Hatch Indy

BMCRC Thunderbike Sport & BMCRC Supertwins

QUALIFYING - SECTOR ANALYSIS



SECTOR 1 = FL to I1, SECTOR 2 = I1 to FL, DIFF = Difference To Personal Best Lap, P = Crossed Finish Line in Pit Lane, D = Time Disallowed

P21 55 R		Magnus MANSON-CHUBB		Yamaha R6 -		
IDEAL LAP TIME : 55.268		BEST LAP TIME : 55.333		DIFFERENCE : 0.065		
LAP	SECTOR 1	SECTOR 2	LAP TIME	MPH	DIFF	TIME OF DAY
1 -	36.733	22.989	59.722	72.81	4.389	09:13:59.579
2 -	37.214	22.880	1:00.094	72.36	4.761	09:14:59.673
3 -	36.281	22.357	58.638 (3)	74.16	3.305	09:15:58.311
4 -	33.443	21.890	55.333 (1)	78.58		09:16:53.644
5 -	34.173	21.825	55.998 (2)	77.65	0.665	09:17:49.642

P22 137		Colin McPHERSON		Yamaha R6 -		
IDEAL LAP TIME : 55.419		BEST LAP TIME : 55.419		DIFFERENCE : 0.000		
LAP	SECTOR 1	SECTOR 2	LAP TIME	MPH	DIFF	TIME OF DAY
1 -	37.592	23.520	1:01.112	71.15	5.693	09:14:07.909
2 -	35.584	22.628	58.212	74.70	2.793	09:15:06.121
3 -	34.871	22.590	57.461	75.67	2.042	09:16:03.582
4 -	33.879	22.297	56.176	77.41	0.757	09:16:59.758
5 -	34.115	22.149	56.264	77.28	0.845	09:17:56.022
6 -	33.621	23.044	56.665	76.74	1.246	09:18:52.687
7 -	33.415	22.319	55.734 (2)	78.02	0.315	09:19:48.421
8 -	33.678	22.272	55.950	77.72	0.531	09:20:44.371
9 -	33.406	22.013	55.419 (1)	78.46		09:21:39.790
10 -	33.509	22.383	55.892 (3)	77.80	0.473	09:22:35.682

P23 45 SUP		Terence QUINCE		Aprilia RS 660 - Fhs racing		
IDEAL LAP TIME : 55.318		BEST LAP TIME : 55.487		DIFFERENCE : 0.169		
LAP	SECTOR 1	SECTOR 2	LAP TIME	MPH	DIFF	TIME OF DAY
1 -	35.642	23.096	58.738	74.03	3.251	09:14:00.196
2 -	38.416	23.281	1:01.697	70.48	6.210	09:15:01.893
3 -	35.399	22.577	57.976 (2)	75.00	2.489	09:15:59.869
4 -	34.608	23.562	58.170 (3)	74.75	2.683	09:16:58.039
5 -	32.741	22.746	55.487 (1)	78.37		09:17:53.526

P24 511 R		William BARRETT		Suzuki SV650 - TT Plumbing & Heating		
IDEAL LAP TIME : 55.503		BEST LAP TIME : 55.503		DIFFERENCE : 0.000		
LAP	SECTOR 1	SECTOR 2	LAP TIME	MPH	DIFF	TIME OF DAY
1 -	37.465	24.910	1:02.375	69.71	6.872	09:14:06.859
2 -	35.408	23.518	58.926	73.79	3.423	09:15:05.785
3 -	34.754	23.035	57.789	75.24	2.286	09:16:03.574
4 -	34.877	22.884	57.761	75.28	2.258	09:17:01.335
5 -	33.799	22.906	56.705 (3)	76.68	1.202	09:17:58.040
6 -	33.535	22.290	55.825 (2)	77.89	0.322	09:18:53.865
7 -	33.276	22.227	55.503 (1)	78.34		09:19:49.368
8 -	33.404	24.661	58.065	74.89	2.562	09:20:47.433

P25 169 SUP		Jack GRIFFITHS		Aprilia RS660 - IMP racing		
IDEAL LAP TIME : 55.479		BEST LAP TIME : 55.607		DIFFERENCE : 0.128		
LAP	SECTOR 1	SECTOR 2	LAP TIME	MPH	DIFF	TIME OF DAY
1 -	37.464	23.207	1:00.671	71.67	5.064	09:14:00.604
2 -	37.123	22.855	59.978	72.50	4.371	09:15:00.582
3 -	35.956	22.587	58.543	74.28	2.936	09:15:59.125
4 -	35.545	23.470	59.015	73.68	3.408	09:16:58.140
5 -	34.547	23.010	57.557	75.55	1.950	09:17:55.697
6 -	33.707	22.773	56.480	76.99	0.873	09:18:52.177
7 -	33.349	22.800	56.149 (3)	77.44	0.542	09:19:48.326
8 -	34.307	22.793	57.100	76.15	1.493	09:20:45.426
9 -	33.226	22.381	55.607 (1)	78.20		09:21:41.033
10 -	33.098	22.509	55.607 (1)	78.20		09:22:36.640

BMCRC - MRO Championships 2024 - Rnd 7 @ Brands Hatch Indy

BMCRC Thunderbike Sport & BMCRC Supertwins

QUALIFYING - SECTOR ANALYSIS



SECTOR 1 = FL to I1, SECTOR 2 = I1 to FL, DIFF = Difference To Personal Best Lap, P = Crossed Finish Line in Pit Lane, D = Time Disallowed

P26 293		Leigh SMITH		Suzuki SV650 - Smiths Mechanical Support Ltd, Lamonde Autor			
IDEAL LAP TIME : 55.632		BEST LAP TIME : 55.632		DIFFERENCE : 0.000			
LAP	SECTOR 1	SECTOR 2	LAP TIME	MPH	DIFF	TIME OF DAY	
1 -	39.625	26.110	1:05.735	66.15	10.103	09:14:38.491	
2 -	37.063	23.816	1:00.879	71.43	5.247	09:15:39.370	
3 -	34.580	23.110	57.690	75.37	2.058	09:16:37.060	
4 -	35.924	22.733	58.657	74.13	3.025	09:17:35.717	
5 -	34.772	22.516	57.288	75.90	1.656	09:18:33.005	
6 -	33.531	22.500	56.031 (2)	77.61	0.399	09:19:29.036	
7 -	34.343	22.791	57.134	76.11	1.502	09:20:26.170	
8 -	33.698	22.687	56.385	77.12	0.753	09:21:22.555	
9 -	33.271	22.361	55.632 (1)	78.16		09:22:18.187	
10 -	33.422	22.713	56.135 (3)	77.46	0.503	09:23:14.322	

P27 127 SUP		Matthew CHAM		Kawasaki ER650 - AWO Recycling Ltd			
IDEAL LAP TIME : 55.787		BEST LAP TIME : 55.839		DIFFERENCE : 0.052			
LAP	SECTOR 1	SECTOR 2	LAP TIME	MPH	DIFF	TIME OF DAY	
1 -	37.973	23.596	1:01.569	70.62	5.730	09:14:08.532	
2 -	39.504	24.120	1:03.624	68.34	7.785	09:15:12.156	
3 -	35.612	22.546	58.158	74.77	2.319	09:16:10.314	
4 -	34.518	23.042	57.560	75.54	1.721	09:17:07.874	
5 -	34.478	23.099	57.577	75.52	1.738	09:18:05.451	
6 -	33.288	22.551	55.839 (1)	77.87		09:19:01.290	
7 -	34.110	22.755	56.865	76.47	1.026	09:19:58.155	
8 -	33.824	22.611	56.435 (3)	77.05	0.596	09:20:54.590	
9 -	38.376	23.353	1:01.729	70.44	5.890	09:21:56.319	
10 -	33.812	22.499	56.311 (2)	77.22	0.472	09:22:52.630	

P28 68 SUP		Mark HILL		- JOE'S CARPETS, ATP RACING			
IDEAL LAP TIME : 55.863		BEST LAP TIME : 55.966		DIFFERENCE : 0.103			
LAP	SECTOR 1	SECTOR 2	LAP TIME	MPH	DIFF	TIME OF DAY	
1 -	37.910	23.744	1:01.654	70.53	5.688	09:13:59.023	
2 -	37.137	23.051	1:00.188	72.25	4.222	09:14:59.211	
3 -	35.890	22.821	58.711	74.06	2.745	09:15:57.922	
4 -	34.603	22.323	56.926	76.39	0.960	09:16:54.848	
5 -	34.501	22.585	57.086	76.17	1.120	09:17:51.934	
6 -	34.500	22.602	57.102	76.15	1.136	09:18:49.036	
7 -	34.100	22.529	56.629 (2)	76.79	0.663	09:19:45.665	
8 -	33.540	22.426	55.966 (1)	77.70		09:20:41.631	
9 -	34.109	22.905	57.014	76.27	1.048	09:21:38.645	
10 -	34.288	22.444	56.732 (3)	76.65	0.766	09:22:35.377	

P29 14 R		George DAVIES		Suzuki SV650 - Tanya Warner			
IDEAL LAP TIME : 55.943		BEST LAP TIME : 56.065		DIFFERENCE : 0.122			
LAP	SECTOR 1	SECTOR 2	LAP TIME	MPH	DIFF	TIME OF DAY	
1 -	37.098	23.634	1:00.732	71.60	4.667	09:14:01.342	
2 -	35.972	23.069	59.041	73.65	2.976	09:15:00.383	
3 -	34.867	23.394	58.261	74.64	2.196	09:15:58.644	
4 -	34.324	22.720	57.044	76.23	0.979	09:16:55.688	
5 -	34.366	23.531	57.897	75.10	1.832	09:17:53.585	
6 -	33.717	23.078	56.795	76.56	0.730	09:18:50.380	
7 -	33.349	22.716	56.065 (1)	77.56		09:19:46.445	
8 -	34.421	22.777	57.198	76.02	1.133	09:20:43.643	
9 -	33.618	22.648	56.266 (2)	77.28	0.201	09:21:39.909	
10 -	34.064	22.594	56.658 (3)	76.75	0.593	09:22:36.567	

BMCRC - MRO Championships 2024 - Rnd 7 @ Brands Hatch Indy

BMCRC Thunderbike Sport & BMCRC Supertwins

QUALIFYING - SECTOR ANALYSIS



SECTOR 1 = FL to I1, SECTOR 2 = I1 to FL, DIFF = Difference To Personal Best Lap, P = Crossed Finish Line in Pit Lane, D = Time Disallowed

P30 51		Paul BEESLEY		Yamaha R6 -		
IDEAL LAP TIME : 55.665		BEST LAP TIME : 56.362		DIFFERENCE : 0.697		
LAP	SECTOR 1	SECTOR 2	LAP TIME	MPH	DIFF	TIME OF DAY
1 -	37.508	23.613	1:01.121	71.14	4.759	09:14:07.425
2 -	35.895	22.335	58.230	74.67	1.868	09:15:05.655
3 -	33.999	22.363	56.362 (1)	77.15		09:16:02.017
4 -	33.916	22.451	56.367	77.14	0.005	09:16:58.384
5 -	34.287	22.075	56.362 (1)	77.15		09:17:54.746
6 -	33.590	22.775	56.365 (3)	77.15	0.003	09:18:51.111
7 -	33.979	22.540	56.519	76.94	0.157	09:19:47.630

P31 75 R		Tom SVENSEN		Suzuki SV650 - Team TSR - HCL Car sales		
IDEAL LAP TIME : 56.195		BEST LAP TIME : 56.390		DIFFERENCE : 0.195		
LAP	SECTOR 1	SECTOR 2	LAP TIME	MPH	DIFF	TIME OF DAY
1 -	36.696	25.505	1:02.201	69.91	5.811	09:14:38.783
2 -	36.659	23.507	1:00.166	72.27	3.776	09:15:38.949
3 -	34.382	23.347	57.729	75.32	1.339	09:16:36.678
4 -	35.221	23.059	58.280	74.61	1.890	09:17:34.958
5 -	34.311	22.971	57.282	75.91	0.892	09:18:32.240
6 -	33.556	23.030	56.586 (3)	76.84	0.196	09:19:28.826
7 -	34.057	23.061	57.118	76.13	0.728	09:20:25.944
8 -	33.640	22.892	56.532 (2)	76.92	0.142	09:21:22.476
9 -	34.016	23.201	57.217	76.00	0.827	09:22:19.693
10 -	33.751	22.639	56.390 (1)	77.11		09:23:16.083

P32 402 R		Kaine FARR		Suzuki GSXR - The Elms B&B Snetterton		
IDEAL LAP TIME : 56.182		BEST LAP TIME : 56.566		DIFFERENCE : 0.384		
LAP	SECTOR 1	SECTOR 2	LAP TIME	MPH	DIFF	TIME OF DAY
1 -	38.110	23.635	1:01.745	70.42	5.179	09:14:09.865
2 -	36.105	23.327	59.432	73.16	2.866	09:15:09.297
3 -	36.781	24.908	1:01.689	70.49	5.123	09:16:10.986
4 -	35.335	22.758	58.093	74.85	1.527	09:17:09.079
5 -	34.304	22.453	56.757 (2)	76.61	0.191	09:18:05.836
6 -	34.738	23.141	57.879	75.13	1.313	09:19:03.715
7 -	33.729	22.837	56.566 (1)	76.87		09:20:00.281
8 -	34.352	22.713	57.065 (3)	76.20	0.499	09:20:57.346
9 -	35.290	22.900	58.190	74.73	1.624	09:21:55.536
10 -	36.257	23.584	59.841	72.66	3.275	09:22:55.377

P33 15		Daniel MERCER		Yamaha R6 - Merc&Co Racing, Apex2Apex promotions, Electric		
IDEAL LAP TIME : 56.567		BEST LAP TIME : 56.567		DIFFERENCE : 0.000		
LAP	SECTOR 1	SECTOR 2	LAP TIME	MPH	DIFF	TIME OF DAY
1 -	34.342	22.225	56.567 (1)	76.87		09:13:51.732

P34 40 SUP		Simon WILKINSON		Suzuki SV650 - K&Q, HM Racing, Titan-x		
IDEAL LAP TIME : 57.178		BEST LAP TIME : 57.178		DIFFERENCE : 0.000		
LAP	SECTOR 1	SECTOR 2	LAP TIME	MPH	DIFF	TIME OF DAY
1 -	36.429	23.671	1:00.100	72.35	2.922	09:14:10.921
2 -	35.713	23.151	58.864	73.87	1.686	09:15:09.785
3 -	35.794	24.376	1:00.170	72.27	2.992	09:16:09.955
4 -	34.695	23.016	57.711	75.35	0.533	09:17:07.666
5 -	34.461	23.389	57.850	75.17	0.672	09:18:05.516
6 -	34.818	23.376	58.194	74.72	1.016	09:19:03.710
7 -	34.707	22.790	57.497 (2)	75.63	0.319	09:20:01.207
8 -	34.417	22.761	57.178 (1)	76.05		09:20:58.385
9 -	34.919	23.212	58.131	74.80	0.953	09:21:56.516
10 -	34.750	22.761	57.511 (3)	75.61	0.333	09:22:54.027

BMCRC - MRO Championships 2024 - Rnd 7 @ Brands Hatch Indy

BMCRC Thunderbike Sport & BMCRC Supertwins

QUALIFYING - SECTOR ANALYSIS



SECTOR 1 = FL to I1, SECTOR 2 = I1 to FL, DIFF = Difference To Personal Best Lap, P = Crossed Finish Line in Pit Lane, D = Time Disallowed

P35 89 R		Daryl SKINNS		Suzuki GSXR 750 - Indoor Climate Systems UK LTD			
IDEAL LAP TIME : 58.628		BEST LAP TIME : 58.827		DIFFERENCE : 0.199			
LAP	SECTOR 1	SECTOR 2	LAP TIME	MPH	DIFF	TIME OF DAY	
1 -	40.095	24.720	1:04.815	67.09	5.988	09:14:16.254	
2 -	36.779	23.733	1:00.512	71.86	1.685	09:15:16.766	
3 -	36.026	23.486	59.512	73.07	0.685	09:16:16.278	
4 -	35.704	23.596	59.300	73.33	0.473	09:17:15.578	
5 -	35.745	23.142	58.887 (2)	73.84	0.060	09:18:14.465	
6 -	35.486	23.341	58.827 (1)	73.92		09:19:13.292	
7 -	36.712	24.500	1:01.212	71.04	2.385	09:20:14.504	
8 -	36.119	23.407	59.526	73.05	0.699	09:21:14.030	
9 -	37.210	23.357	1:00.567	71.79	1.740	09:22:14.597	
10 -	35.660	23.293	58.953 (3)	73.76	0.126	09:23:13.550	

P36 341 SUP		Tony MANSFORD		Suzuki SV650 - R.B Plumbing & Heating			
IDEAL LAP TIME : 1:00.786		BEST LAP TIME : 1:00.786		DIFFERENCE : 0.000			
LAP	SECTOR 1	SECTOR 2	LAP TIME	MPH	DIFF	TIME OF DAY	
1 -	37.621	25.073	1:02.694	69.36	1.908	09:14:06.696	
2 -	36.943	25.108	1:02.051	70.08	1.265	09:15:08.747	
3 -	36.463	24.897	1:01.360	70.87	0.574	09:16:10.107	
4 -	36.236	24.848	1:01.084 (3)	71.19	0.298	09:17:11.191	
5 -	36.157	24.629	1:00.786 (1)	71.53		09:18:11.977	
6 -	36.210	24.695	1:00.905 (2)	71.39	0.119	09:19:12.882	

BMCRC - MRO Championships 2024 - Rnd 7 @ Brands Hatch Indy

BMCRC Thunderbike Sport & BMCRC Supertwins

QUALIFYING - BEST SECTORS

SECTOR 1			SECTOR 2			IDEAL / BEST COMPARISON						
POS	NO	NAME	TIME	NO	NAME	TIME	POS	NO	NAME	IDEAL	BEST	DIFF
									PERFECT LAP	50.413		
1	1	WETHERELL	30.073	711	HARDY	20.340	1	1	WETHERELL	50.439	50.631	0.192
2	711	HARDY	30.245	1	WETHERELL	20.366	2	711	HARDY	50.585	50.602	0.017
3	17	DOWNES	30.410	17	DOWNES	20.473	3	17	DOWNES	50.883	51.141	0.258
4	11	HARVEY	30.559	11	HARVEY	20.526	4	11	HARVEY	51.085	51.306	0.221
5	69	RUSSO	31.470	69	RUSSO	20.800	5	69	RUSSO	52.270	52.338	0.068
6	5	STONE	31.552	191	BEDFORD	21.122	6	5	STONE	52.687	52.874	0.187
7	48	WALLIS	31.626	5	STONE	21.135	7	191	BEDFORD	52.912	52.912	0.000
8	191	BEDFORD	31.790	77	WHITE	21.149	8	48	WALLIS	52.947	53.066	0.119
9	77	WHITE	31.817	97	MANN *	21.199	9	77	WHITE	52.966	53.064	0.098
10	3	ARBON	31.844	48	WALLIS	21.321	10	97	MANN *	53.064	53.265	0.201
11	97	MANN *	31.865	27	BROWN	21.333	11	3	ARBON	53.217	53.231	0.014
12	27	BROWN	32.126	3	ARBON	21.373	12	27	BROWN	53.459	53.557	0.098
13	21	FINNIS	32.231	21	FINNIS	21.554	13	21	FINNIS	53.785	54.014	0.229
14	81	MAY	32.286	81	MAY	21.655	14	81	MAY	53.941	53.941	0.000
15	100	HOWTON	32.522	42	CARSON	21.683	15	606	BRYANT	54.424	54.446	0.022
16	606	BRYANT	32.556	7	TAYLOR	21.727	16	100	HOWTON	54.429	54.431	0.002
17	7	TAYLOR	32.732	55	MANSON-CHUBB	21.825	17	42	CARSON	54.436	54.436	0.000
18	45	QUINCE	32.741	606	BRYANT	21.868	18	7	TAYLOR	54.459	54.459	0.000
19	42	CARSON	32.753	100	HOWTON	21.907	19	111	DONKERSLEY	54.790	54.791	0.001
20	111	DONKERSLEY	32.779	111	DONKERSLEY	22.011	20	55	MANSON-CHUBB	55.268	55.333	0.065
21	169	GRIFFITHS	33.098	137	McPHERSON	22.013	21	45	QUINCE	55.318	55.487	0.169
22	293	SMITH	33.271	51	BEESLEY	22.075	22	137	McPHERSON	55.419	55.419	0.000
23	511	BARRETT	33.276	15	MERCER	22.225	23	169	GRIFFITHS	55.479	55.607	0.128
24	127	CHAM	33.288	511	BARRETT	22.227	24	511	BARRETT	55.503	55.503	0.000
25	14	DAVIES	33.349	68	HILL	22.323	25	293	SMITH	55.632	55.632	0.000
26	137	McPHERSON	33.406	293	SMITH	22.361	26	51	BEESLEY	55.665	56.362	0.697
27	55	MANSON-CHUBB	33.443	169	GRIFFITHS	22.381	27	127	CHAM	55.787	55.839	0.052
28	68	HILL	33.540	402	FARR	22.453	28	68	HILL	55.863	55.966	0.103
29	75	SVENSEN	33.556	127	CHAM	22.499	29	14	DAVIES	55.943	56.065	0.122
30	51	BEESLEY	33.590	45	QUINCE	22.577	30	402	FARR	56.182	56.566	0.384
31	402	FARR	33.729	14	DAVIES	22.594	31	75	SVENSEN	56.195	56.390	0.195
32	15	MERCER	34.342	75	SVENSEN	22.639	32	15	MERCER	56.567	56.567	0.000
33	40	WILKINSON	34.417	40	WILKINSON	22.761	33	40	WILKINSON	57.178	57.178	0.000
34	89	SKINNS	35.486	89	SKINNS	23.142	34	89	SKINNS	58.628	58.827	0.199
35	341	MANSFORD	36.157	341	MANSFORD	24.629	35	341	MANSFORD	1:00.786	1:00.786	0.000
36							36	115	SVENSEN		54.592	

BMCRC - MRO Championships 2024 - Rnd 7 @ Brands Hatch Indy

BMCRC Thunderbike Sport & BMCRC Supertwins

QUALIFYING - STATISTICS

Competitors Started 36
Planned Start 2024-09-21 @ 09:15:00.000
Actual Start 2024-09-21 @ 09:12:25.871
Finish Time 2024-09-21 @ 09:22:26.134
Track Length 1.2079mi.
Total Laps 335
Total Distance Covered 404.6617mi.

Session Fastest Lap History

NO	CL	NAME	LAP TIME	TIME OF DAY	LAP	VEHICLE
17	SUP	Tommy DOWNES	53.118	09:13:45.066	1	Suzuki SV650R
17	SUP	Tommy DOWNES	52.419	09:14:37.485	2	Suzuki SV650R
17	SUP	Tommy DOWNES	51.440	09:16:21.563	4	Suzuki SV650R
17	SUP	Tommy DOWNES	51.384	09:17:12.947	5	Suzuki SV650R
17	SUP	Tommy DOWNES	51.180	09:18:56.049	7	Suzuki SV650R
711	SUP	Maximus HARDY	50.602	09:19:32.952	7	

Flag History

TYPE	TIME OF DAY
GREEN	09:12:25.871
FINISH	09:22:26.134

Flag Statistics

TYPE	COUNT	TOTAL LAPS	TOTAL TIME
Green	1	12	11:07.607
Red	0	0	0.000
Safety Car	0	0	0.000
FCY	0	0	0.000

BMCRC - MRO Championships 2024 - Rnd 7 @ Brands Hatch Indy

BMCRC Thunderbike Sport & BMCRC Supertwins

QUALIFYING - STATISTICS

CLASS :

11 Starters

Fastest Lap History

NO	NAME	LAP TIME	TIME OF DAY	LAP	VEHICLE
1	Matt WETHERELL	53.880	09:13:46.954	1	Suzuki GSXR 600
1	Matt WETHERELL	52.567	09:14:39.521	2	Suzuki GSXR 600
1	Matt WETHERELL	51.531	09:16:24.431	4	Suzuki GSXR 600
1	Matt WETHERELL	51.434	09:18:07.489	6	Suzuki GSXR 600
1	Matt WETHERELL	50.631	09:19:49.561	8	Suzuki GSXR 600

BMCRC - MRO Championships 2024 - Rnd 7 @ Brands Hatch Indy

BMCRC Thunderbike Sport & BMCRC Supertwins

QUALIFYING - STATISTICS

CLASS : R

8 Starters

Fastest Lap History

NO	NAME	LAP TIME	TIME OF DAY	LAP	VEHICLE
7	Darren TAYLOR	1:01.578	09:13:57.461	1	Kawasaki ZX6R
55	Magnus MANSON-CHUBB	59.722	09:13:59.579	1	Yamaha R6
5	Logan STONE	58.043	09:14:00.345	1	Yamaha R6
5	Logan STONE	56.807	09:14:57.152	2	Yamaha R6
5	Logan STONE	54.399	09:15:51.551	3	Yamaha R6
5	Logan STONE	53.309	09:17:37.645	5	Yamaha R6
5	Logan STONE	52.874	09:19:24.149	7	Yamaha R6

BMCRC - MRO Championships 2024 - Rnd 7 @ Brands Hatch Indy

BMCRC Thunderbike Sport & BMCRC Supertwins

QUALIFYING - STATISTICS

CLASS : SUP

17 Starters

Fastest Lap History

NO	NAME	LAP TIME	TIME OF DAY	LAP	VEHICLE
17	Tommy DOWNES	53.118	09:13:45.066	1	Suzuki SV650R
17	Tommy DOWNES	52.419	09:14:37.485	2	Suzuki SV650R
17	Tommy DOWNES	51.440	09:16:21.563	4	Suzuki SV650R
17	Tommy DOWNES	51.384	09:17:12.947	5	Suzuki SV650R
17	Tommy DOWNES	51.180	09:18:56.049	7	Suzuki SV650R
711	Maximus HARDY	50.602	09:19:32.952	7	



BMCR - MRO Championships 2024 - Rnd 7 @ Brands Hatch Indy

BMCR Thunderbike Sport & BMCR Supertwins

RACE 2 - GRID (9 Laps)

ROW 13					37	47 Fenton SEABRIGHT						
ROW 12	36	1:00.786	341 Tony MANSFORD	35	58.827	89 Daryl SKINNS	34	57.178	40 Simon WILKINSON			
ROW 11				33	56.567	15 Daniel MERCER	32	56.566	402 Kaine FARR	31	56.390	75 Tom SVENSEN
ROW 10	30	56.362	51 Paul BEESLEY	29	56.065	14 George DAVIES	28	55.966	68 Mark HILL			
ROW 9				27	55.839	127 Matthew CHAM	26	55.632	293 Leigh SMITH	25	55.607	169 Jack GRIFFITHS
ROW 8	24	55.503	511 William BARRETT	23	55.487	45 Terence QUINCE	22	55.419	137 Colin McPHERSON			
ROW 7				21	55.333	55 Magnus MANSON-CHUBB	20	54.791	111 Jake DONKERSLEY	19	54.592	115 James SVENSEN
ROW 6	18	54.459	7 Darren TAYLOR	17	54.446	606 Robert BRYANT	16	54.436	42 Adam CARSON			
ROW 5				15	54.431	100 Craig HOWTON	14	54.014	21 Toby FINNIS	13	53.941	81 Malvern MAY
ROW 4	12	53.557	27 Ben BROWN	11	53.265	97 Alex MANN *	10	53.231	3 Oliver ARBON			
ROW 3				9	53.066	48 Shaun WALLIS	8	53.064	77 Joe WHITE	7	52.912	191 Thomas BEDFORD
ROW 2	6	52.874	5 Logan STONE	5	52.338	69 Tony RUSSO	4	51.306	11 Josh HARVEY			
ROW 1				3	51.141	17 Tommy DOWNES	2	50.631	1 Matt WETHERELL	1	50.602	711 Maximus HARDY

Pole



These results are provisional until the conclusion of any judicial and technical matters.

Brands Hatch Indy: 1.2079 miles

Clerk Of Course:	Stewards:	Timekeeper: Richard Evans	
------------------	-----------	---------------------------	--

Results can be found at www.tsl-timing.com

Printed - 09:25 Saturday, 21 September 2024



BMCRC - MRO Championships 2024 - Rnd 7 @ Brands Hatch Indy

BMCRC Thunderbike Sport & BMCRC Supertwins

RACE 2 - POSITION CHART

No	Name	Lap											
		Pos	1	2	3	4	5	6	7	8	9		
711	HARDY	1	711	711	711	711	711	711	711	711	711	711	711
1	WETHERELL	2	11	11	11	11	11	11	11	11	1	1	
17	DOWNES	3	1	1	1	1	1	1	1	1	11	11	
11	HARVEY	4	17	17	17	17	17	17	17	17	17	17	
69	RUSSO	5	69	69	69	69	69	69	69	69	69	47	
5	STONE	6	191	191	47	47	48	48	47	47	69		
191	BEDFORD	7	97	48	48	48	5	5	48	5	5		
77	WHITE	8	48	97	191	5	191	191	5	48	48		
48	WALLIS	9	3	3	5	191	97	47	191	191	3		
3	ARBON	10	77	47	97	97	3	97	97	3	191		
97	MANN *	11	5	5	3	3	47	3	3	97	97		
27	BROWN	12	27	77	77	7	7	7	7	7	7		
81	MAY	13	100	27	7	77	77	27	27	27	81		
100	HOWTON	14	606	100	27	27	27	77	81	81	27		
42	CARSON	15	81	7	100	81	81	81	77	77	77		
606	BRYANT	16	47	606	606	42	42	42	42	42	42		
7	TAYLOR	17	7	81	81	100	606	606	606	606	606		
115	SVENSEN	18	42	42	42	606	100	100	100	100	100		
55	MANSON-CHUBB	19	115	115	115	115	115	51	51	51	51		
137	McPHERSON	20	55	55	55	51	51	115	115	115	511		
511	BARRETT	21	511	511	51	55	511	511	511	511	115		
169	GRIFFITHS	22	127	127	511	511	55	55	55	55	55		
293	SMITH	23	137	51	127	137	137	137	137	137	137		
127	CHAM	24	51	137	137	127	127	127	127	127	127		
68	HILL	25	68	68	68	68	68	68	68	68	68		
14	DAVIES	26	293	293	293	293	169	169	169	169	169		
51	BEESELEY	27	169	169	169	169	293	14	293	293	293		
75	SVENSEN	28	402	14	14	14	14	293	14	14	14		
402	FARR	29	14	402	75	75	75	75	75	75	75		
40	WILKINSON	30	75	75	402	402	402	402	402	402	402		
89	SKINNS	31	40	40	40	40	40	40	40	40	40		
341	MANSFORD	32	89	89	89	89	89	89	89	89	89		
47	SEABRIGHT	33	341	341	341	341	341						

BMCRC - MRO Championships 2024 - Rnd 7 @ Brands Hatch Indy

BMCRC Thunderbike Sport & BMCRC Supertwins

RACE 2 - SECTOR ANALYSIS



SECTOR 1 = FL to I1, SECTOR 2 = I1 to FL, DIFF = Difference To Personal Best Lap, P = Crossed Finish Line in Pit Lane, D = Time Disallowed

P1		711 SUP	Maximus HARDY				-
IDEAL LAP TIME : 50.162		BEST LAP TIME : 50.163		DIFFERENCE : 0.001			
LAP	SECTOR 1	SECTOR 2	LAP TIME	MPH	DIFF	TIME OF DAY	
1 -		20.525	55.174	78.81	5.011	11:41:52.593	
2 -	30.107	20.428	50.535	86.05	0.372	11:42:43.128	
3 -	29.935	20.336	50.271 (2)	86.50	0.108	11:43:33.399	
4 -	30.081	20.602	50.683	85.80	0.520	11:44:24.082	
5 -	29.965	20.419	50.384 (3)	86.30	0.221	11:45:14.466	
6 -	29.932	20.548	50.480	86.14	0.317	11:46:04.946	
7 -	29.826	20.337	50.163 (1)	86.68		11:46:55.109	
8 -	29.891	20.577	50.468	86.16	0.305	11:47:45.577	
9 -	29.885	20.500	50.385	86.30	0.222	11:48:35.962	

P2		1	Matt WETHERELL	Suzuki GSXR 600 - Lamonde Racing			
IDEAL LAP TIME : 49.802		BEST LAP TIME : 49.959		DIFFERENCE : 0.157			
LAP	SECTOR 1	SECTOR 2	LAP TIME	MPH	DIFF	TIME OF DAY	
1 -		20.538	56.278	77.26	6.319	11:41:53.697	
2 -	30.118	20.250	50.368	86.33	0.409	11:42:44.065	
3 -	29.750	20.209	49.959 (1)	87.04		11:43:34.024	
4 -	29.836	20.328	50.164 (2)	86.68	0.205	11:44:24.188	
5 -	30.304	20.242	50.546	86.03	0.587	11:45:14.734	
6 -	30.566	20.284	50.850	85.51	0.891	11:46:05.584	
7 -	30.128	20.052	50.180 (3)	86.66	0.221	11:46:55.764	
8 -	29.847	20.577	50.424	86.24	0.465	11:47:46.188	
9 -	29.754	20.616	50.370	86.33	0.411	11:48:36.558	

P3		11	Josh HARVEY	Yamaha R6 - NR Racing			
IDEAL LAP TIME : 49.963		BEST LAP TIME : 50.201		DIFFERENCE : 0.238			
LAP	SECTOR 1	SECTOR 2	LAP TIME	MPH	DIFF	TIME OF DAY	
1 -		20.510	55.738	78.01	5.537	11:41:53.157	
2 -	30.115	20.195	50.310 (3)	86.43	0.109	11:42:43.467	
3 -	30.084	20.160	50.244 (2)	86.54	0.043	11:43:33.711	
4 -	29.996	20.382	50.378	86.31	0.177	11:44:24.089	
5 -	30.262	20.193	50.455	86.18	0.254	11:45:14.544	
6 -	30.271	20.621	50.892	85.44	0.691	11:46:05.436	
7 -	30.076	20.125	50.201 (1)	86.62		11:46:55.637	
8 -	29.838	21.003	50.841	85.53	0.640	11:47:46.478	
9 -	29.969	20.386	50.355	86.35	0.154	11:48:36.833	

P4		17 SUP	Tommy DOWNES	Suzuki SV650R - Crawfords/ Tey Farm Systems/ Harlow Ag			
IDEAL LAP TIME : 50.328		BEST LAP TIME : 50.461		DIFFERENCE : 0.133			
LAP	SECTOR 1	SECTOR 2	LAP TIME	MPH	DIFF	TIME OF DAY	
1 -		20.809	56.616	76.80	6.155	11:41:54.035	
2 -	30.334	20.511	50.845	85.52	0.384	11:42:44.880	
3 -	30.620	20.481	51.101	85.09	0.640	11:43:35.981	
4 -	30.278	20.336	50.614	85.91	0.153	11:44:26.595	
5 -	30.434	20.527	50.961	85.33	0.500	11:45:17.556	
6 -	30.358	20.244	50.602 (3)	85.93	0.141	11:46:08.158	
7 -	30.336	20.449	50.785	85.62	0.324	11:46:58.943	
8 -	30.123	20.338	50.461 (1)	86.17		11:47:49.404	
9 -	30.084	20.457	50.541 (2)	86.04	0.080	11:48:39.945	

BMCRC - MRO Championships 2024 - Rnd 7 @ Brands Hatch Indy

BMCRC Thunderbike Sport & BMCRC Supertwins

RACE 2 - SECTOR ANALYSIS



SECTOR 1 = FL to I1, SECTOR 2 = I1 to FL, DIFF = Difference To Personal Best Lap, P = Crossed Finish Line in Pit Lane, D = Time Disallowed

P5 47 SUP Fenton SEABRIGHT			Ducati NRR1000EVO - Mhp exhausts, Knight RR			
IDEAL LAP TIME : 50.023		BEST LAP TIME : 50.127		DIFFERENCE : 0.104		
LAP	SECTOR 1	SECTOR 2	LAP TIME	MPH	DIFF	TIME OF DAY
1 -		21.305	1:01.368	70.86	11.241	11:41:58.787
2 -	30.958	20.591	51.549	84.35	1.422	11:42:50.336
3 -	30.238	20.420	50.658	85.84	0.531	11:43:40.994
4 -	29.786	20.560	50.346	86.37	0.219	11:44:31.340
5 -	37.305	20.804	58.109	74.83	7.982	11:45:29.449
6 -	29.768	20.452	50.220 (2)	86.59	0.093	11:46:19.669
7 -	30.225	20.727	50.952	85.34	0.825	11:47:10.621
8 -	29.872	20.255	50.127 (1)	86.75		11:48:00.748
9 -	29.917	20.312	50.229 (3)	86.57	0.102	11:48:50.977

P6 69 Tony RUSSO			Yamaha R6 - Wymark Lubricants			
IDEAL LAP TIME : 51.510		BEST LAP TIME : 51.510		DIFFERENCE : 0.000		
LAP	SECTOR 1	SECTOR 2	LAP TIME	MPH	DIFF	TIME OF DAY
1 -		21.082	58.191	74.72	6.681	11:41:55.610
2 -	31.509	20.809	52.318	83.11	0.808	11:42:47.928
3 -	30.991	20.759	51.750 (2)	84.03	0.240	11:43:39.678
4 -	30.869	20.641	51.510 (1)	84.42		11:44:31.188
5 -	31.201	20.789	51.990	83.64	0.480	11:45:23.178
6 -	31.064	20.786	51.850 (3)	83.86	0.340	11:46:15.028
7 -	31.006	21.185	52.191	83.32	0.681	11:47:07.219
8 -	31.074	20.835	51.909	83.77	0.399	11:47:59.128
9 -	31.770	21.212	52.982	82.07	1.472	11:48:52.110

P7 5 R Logan STONE			Yamaha R6 -			
IDEAL LAP TIME : 51.488		BEST LAP TIME : 51.488		DIFFERENCE : 0.000		
LAP	SECTOR 1	SECTOR 2	LAP TIME	MPH	DIFF	TIME OF DAY
1 -		21.745	1:00.753	71.57	9.265	11:41:58.172
2 -	31.742	20.736	52.478	82.86	0.990	11:42:50.650
3 -	30.943	20.545	51.488 (1)	84.45		11:43:42.138
4 -	31.362	20.816	52.178	83.34	0.690	11:44:34.316
5 -	31.394	20.735	52.129	83.42	0.641	11:45:26.445
6 -	31.103	20.851	51.954 (2)	83.70	0.466	11:46:18.399
7 -	31.434	21.003	52.437	82.93	0.949	11:47:10.836
8 -	31.297	20.899	52.196	83.31	0.708	11:48:03.032
9 -	31.127	20.971	52.098 (3)	83.46	0.610	11:48:55.130

P8 48 Shaun WALLIS			Yamaha R6 (W) - MBC Despatch Racing			
IDEAL LAP TIME : 51.794		BEST LAP TIME : 51.794		DIFFERENCE : 0.000		
LAP	SECTOR 1	SECTOR 2	LAP TIME	MPH	DIFF	TIME OF DAY
1 -		21.202	59.309	73.32	7.515	11:41:56.728
2 -	31.438	21.039	52.477	82.86	0.683	11:42:49.205
3 -	30.921	20.873	51.794 (1)	83.95		11:43:40.999
4 -	31.174	21.134	52.308 (2)	83.13	0.514	11:44:33.307
5 -	31.169	21.157	52.326 (3)	83.10	0.532	11:45:25.633
6 -	31.194	21.360	52.554	82.74	0.760	11:46:18.187
7 -	31.430	21.123	52.553	82.74	0.759	11:47:10.740
8 -	31.142	21.359	52.501	82.82	0.707	11:48:03.241
9 -	31.363	21.207	52.570	82.72	0.776	11:48:55.811

BMCRC - MRO Championships 2024 - Rnd 7 @ Brands Hatch Indy

BMCRC Thunderbike Sport & BMCRC Supertwins

RACE 2 - SECTOR ANALYSIS



SECTOR 1 = FL to I1, SECTOR 2 = I1 to FL, DIFF = Difference To Personal Best Lap, P = Crossed Finish Line in Pit Lane, D = Time Disallowed

P9		3 SUP		Oliver ARBON		Aprilia RS660 - Moto 46	
IDEAL LAP TIME : 51.790		BEST LAP TIME : 51.897		DIFFERENCE : 0.107			
LAP	SECTOR 1	SECTOR 2	LAP TIME	MPH	DIFF	TIME OF DAY	
1 -		21.647	59.921	72.57	8.024	11:41:57.340	
2 -	31.655	21.318	52.973	82.09	1.076	11:42:50.313	
3 -	31.337	21.244	52.581	82.70	0.684	11:43:42.894	
4 -	31.766	21.266	53.032	81.99	1.135	11:44:35.926	
5 -	31.158	21.010	52.168	83.35	0.271	11:45:28.094	
6 -	31.195	20.868	52.063 (3)	83.52	0.166	11:46:20.157	
7 -	30.966	20.931	51.897 (1)	83.79		11:47:12.054	
8 -	31.693	20.918	52.611	82.65	0.714	11:48:04.665	
9 -	31.156	20.824	51.980 (2)	83.65	0.083	11:48:56.645	

P10		191 SUP		Thomas BEDFORD		Yamaha R7 -	
IDEAL LAP TIME : 52.274		BEST LAP TIME : 52.274		DIFFERENCE : 0.000			
LAP	SECTOR 1	SECTOR 2	LAP TIME	MPH	DIFF	TIME OF DAY	
1 -		21.373	58.705	74.07	6.431	11:41:56.124	
2 -	31.394	21.310	52.704	82.50	0.430	11:42:48.828	
3 -	31.926	21.061	52.987	82.06	0.713	11:43:41.815	
4 -	31.490	21.323	52.813	82.33	0.539	11:44:34.628	
5 -	31.514	21.045	52.559 (3)	82.73	0.285	11:45:27.187	
6 -	31.256	21.018	52.274 (1)	83.18		11:46:19.461	
7 -	31.294	21.095	52.389 (2)	83.00	0.115	11:47:11.850	
8 -	31.422	21.307	52.729	82.47	0.455	11:48:04.579	
9 -	31.932	21.119	53.051	81.97	0.777	11:48:57.630	

P11		97 SUP		Alex MANN *		Kawasaki ER6N - ME	
IDEAL LAP TIME : 52.086		BEST LAP TIME : 52.254		DIFFERENCE : 0.168			
LAP	SECTOR 1	SECTOR 2	LAP TIME	MPH	DIFF	TIME OF DAY	
1 -		21.410	59.045	73.64	6.791	11:41:56.464	
2 -	31.938	21.290	53.228	81.69	0.974	11:42:49.692	
3 -	31.492	21.136	52.628	82.62	0.374	11:43:42.320	
4 -	31.563	21.258	52.821	82.32	0.567	11:44:35.141	
5 -	31.415	20.973	52.388 (3)	83.00	0.134	11:45:27.529	
6 -	31.113	21.155	52.268 (2)	83.19	0.014	11:46:19.797	
7 -	31.156	21.098	52.254 (1)	83.22		11:47:12.051	
8 -	31.393	21.268	52.661	82.57	0.407	11:48:04.712	
9 -	31.915	21.125	53.040	81.98	0.786	11:48:57.752	

P12		7 R		Darren TAYLOR		Kawasaki ZX6R - Watton Auto Centre. Market Cross Cafe Swaff	
IDEAL LAP TIME : 52.053		BEST LAP TIME : 52.053		DIFFERENCE : 0.000			
LAP	SECTOR 1	SECTOR 2	LAP TIME	MPH	DIFF	TIME OF DAY	
1 -		21.759	1:01.589	70.60	9.536	11:41:59.008	
2 -	32.296	21.440	53.736	80.92	1.683	11:42:52.744	
3 -	31.463	21.012	52.475	82.87	0.422	11:43:45.219	
4 -	31.516	21.024	52.540	82.76	0.487	11:44:37.759	
5 -	31.168	20.885	52.053 (1)	83.54		11:45:29.812	
6 -	31.284	21.084	52.368 (2)	83.03	0.315	11:46:22.180	
7 -	31.207	21.252	52.459 (3)	82.89	0.406	11:47:14.639	
8 -	31.429	21.157	52.586	82.69	0.533	11:48:07.225	
9 -	31.652	21.197	52.849	82.28	0.796	11:49:00.074	

BMCRC - MRO Championships 2024 - Rnd 7 @ Brands Hatch Indy

BMCRC Thunderbike Sport & BMCRC Supertwins

RACE 2 - SECTOR ANALYSIS



SECTOR 1 = FL to I1, SECTOR 2 = I1 to FL, DIFF = Difference To Personal Best Lap, P = Crossed Finish Line in Pit Lane, D = Time Disallowed

P13 81 SUP Malvern MAY			Triumph Daytona 660 - Michael Jones Jeweller, Esprit Group, E:			
IDEAL LAP TIME : 52.261		BEST LAP TIME : 52.438		DIFFERENCE : 0.177		
LAP	SECTOR 1	SECTOR 2	LAP TIME	MPH	DIFF	TIME OF DAY
1 -		21.931	1:01.293	70.94	8.855	11:41:58.712
2 -	32.590	21.890	54.480	79.82	2.042	11:42:53.192
3 -	32.101	21.598	53.699	80.98	1.261	11:43:46.891
4 -	31.074	21.364	52.438 (1)	82.92		11:44:39.329
5 -	31.585	21.486	53.071	81.93	0.633	11:45:32.400
6 -	32.053	21.381	53.434	81.38	0.996	11:46:25.834
7 -	31.565	21.516	53.081	81.92	0.643	11:47:18.915
8 -	31.168	21.493	52.661 (3)	82.57	0.223	11:48:11.576
9 -	31.264	21.187	52.451 (2)	82.90	0.013	11:49:04.027

P14 27 SUP Ben BROWN			Yamaha R7 -			
IDEAL LAP TIME : 52.684		BEST LAP TIME : 52.715		DIFFERENCE : 0.031		
LAP	SECTOR 1	SECTOR 2	LAP TIME	MPH	DIFF	TIME OF DAY
1 -		21.892	1:00.800	71.52	8.085	11:41:58.219
2 -	32.692	21.203	53.895	80.68	1.180	11:42:52.114
3 -	32.121	21.409	53.530	81.23	0.815	11:43:45.644
4 -	32.102	21.298	53.400	81.43	0.685	11:44:39.044
5 -	32.239	20.869	53.108	81.88	0.393	11:45:32.152
6 -	31.894	21.160	53.054 (2)	81.96	0.339	11:46:25.206
7 -	31.924	21.168	53.092 (3)	81.90	0.377	11:47:18.298
8 -	32.253	20.942	53.195	81.74	0.480	11:48:11.493
9 -	31.925	20.790	52.715 (1)	82.49		11:49:04.208

P15 77 Joe WHITE			Suzuki GSXR 600 MAIN - The Race Shack /Just In Graphics			
IDEAL LAP TIME : 53.072		BEST LAP TIME : 53.191		DIFFERENCE : 0.119		
LAP	SECTOR 1	SECTOR 2	LAP TIME	MPH	DIFF	TIME OF DAY
1 -		21.672	1:00.132	72.31	6.941	11:41:57.551
2 -	32.392	21.500	53.892	80.69	0.701	11:42:51.443
3 -	32.059	21.475	53.534	81.23	0.343	11:43:44.977
4 -	32.499	21.315	53.814	80.80	0.623	11:44:38.791
5 -	31.915	21.276	53.191 (1)	81.75		11:45:31.982
6 -	32.311	21.181	53.492	81.29	0.301	11:46:25.474
7 -	32.349	21.157	53.506	81.27	0.315	11:47:18.980
8 -	32.065	21.273	53.338 (3)	81.52	0.147	11:48:12.318
9 -	32.003	21.251	53.254 (2)	81.65	0.063	11:49:05.572

P16 42 Adam CARSON			Honda CBR600 F3 - Allspeed exhausts, stink wheels			
IDEAL LAP TIME : 52.874		BEST LAP TIME : 52.926		DIFFERENCE : 0.052		
LAP	SECTOR 1	SECTOR 2	LAP TIME	MPH	DIFF	TIME OF DAY
1 -		22.168	1:01.738	70.43	8.812	11:41:59.157
2 -	32.620	21.667	54.287	80.10	1.361	11:42:53.444
3 -	32.049	21.554	53.603	81.12	0.677	11:43:47.047
4 -	31.962	21.311	53.273	81.62	0.347	11:44:40.320
5 -	31.951	21.252	53.203	81.73	0.277	11:45:33.523
6 -	32.038	21.115	53.153	81.81	0.227	11:46:26.676
7 -	31.871	21.055	52.926 (1)	82.16		11:47:19.602
8 -	31.939	21.139	53.078 (3)	81.92	0.152	11:48:12.680
9 -	31.819	21.226	53.045 (2)	81.97	0.119	11:49:05.725

BMCRC - MRO Championships 2024 - Rnd 7 @ Brands Hatch Indy

BMCRC Thunderbike Sport & BMCRC Supertwins

RACE 2 - SECTOR ANALYSIS



SECTOR 1 = FL to I1, SECTOR 2 = I1 to FL, DIFF = Difference To Personal Best Lap, P = Crossed Finish Line in Pit Lane, D = Time Disallowed

P17 606 SUP Robert BRYANT		Triumph RS660 - DAD				
IDEAL LAP TIME : 52.842		BEST LAP TIME : 52.876		DIFFERENCE : 0.034		
LAP	SECTOR 1	SECTOR 2	LAP TIME	MPH	DIFF	TIME OF DAY
1 -		22.047	1:01.214	71.03	8.338	11:41:58.633
2 -	32.504	21.775	54.279	80.11	1.403	11:42:52.912
3 -	32.256	21.652	53.908	80.66	1.032	11:43:46.820
4 -	32.388	21.563	53.951	80.60	1.075	11:44:40.771
5 -	31.749	21.621	53.370	81.48	0.494	11:45:34.141
6 -	31.729	21.454	53.183	81.76	0.307	11:46:27.324
7 -	31.508	21.539	53.047 (2)	81.97	0.171	11:47:20.371
8 -	31.486	21.390	52.876 (1)	82.24		11:48:13.247
9 -	31.452	21.652	53.104 (3)	81.88	0.228	11:49:06.351

P18 100 SUP Craig HOWTON		Suzuki SV650S -				
IDEAL LAP TIME : 53.488		BEST LAP TIME : 53.754		DIFFERENCE : 0.266		
LAP	SECTOR 1	SECTOR 2	LAP TIME	MPH	DIFF	TIME OF DAY
1 -		22.166	1:00.900	71.40	7.146	11:41:58.319
2 -	32.781	21.633	54.414	79.91	0.660	11:42:52.733
3 -	32.318	21.596	53.914	80.65	0.160	11:43:46.647
4 -	32.073	21.719	53.792 (3)	80.84	0.038	11:44:40.439
5 -	32.610	21.514	54.124	80.34	0.370	11:45:34.563
6 -	32.339	21.415	53.754 (1)	80.89		11:46:28.317
7 -	32.139	21.696	53.835	80.77	0.081	11:47:22.152
8 -	32.179	21.575	53.754 (1)	80.89		11:48:15.906
9 -	32.632	21.853	54.485	79.81	0.731	11:49:10.391

P19 51 Paul BEESLEY		Yamaha R6 -				
IDEAL LAP TIME : 52.856		BEST LAP TIME : 52.917		DIFFERENCE : 0.061		
LAP	SECTOR 1	SECTOR 2	LAP TIME	MPH	DIFF	TIME OF DAY
1 -		22.567	1:04.908	66.99	11.991	11:42:02.327
2 -	32.848	21.730	54.578	79.67	1.661	11:42:56.905
3 -	32.220	21.702	53.922	80.64	1.005	11:43:50.827
4 -	32.229	21.266	53.495	81.28	0.578	11:44:44.322
5 -	31.977	21.482	53.459 (3)	81.34	0.542	11:45:37.781
6 -	31.991	21.641	53.632	81.08	0.715	11:46:31.413
7 -	31.694	21.294	52.988 (2)	82.06	0.071	11:47:24.401
8 -	31.590	21.327	52.917 (1)	82.17		11:48:17.318
9 -	31.908	21.837	53.745	80.91	0.828	11:49:11.063

P20 511 R William BARRETT		Suzuki SV650 - TT Plumbing & Heating				
IDEAL LAP TIME : 52.635		BEST LAP TIME : 52.635		DIFFERENCE : 0.000		
LAP	SECTOR 1	SECTOR 2	LAP TIME	MPH	DIFF	TIME OF DAY
1 -		22.176	1:03.462	68.52	10.827	11:42:00.881
2 -	33.046	22.285	55.331	78.59	2.696	11:42:56.212
3 -	33.098	22.065	55.163	78.83	2.528	11:43:51.375
4 -	32.731	21.951	54.682	79.52	2.047	11:44:46.057
5 -	32.552	21.974	54.526	79.75	1.891	11:45:40.583
6 -	32.250	21.892	54.142	80.31	1.507	11:46:34.725
7 -	32.070	21.635	53.705 (3)	80.97	1.070	11:47:28.430
8 -	31.619	21.759	53.378 (2)	81.46	0.743	11:48:21.808
9 -	31.186	21.449	52.635 (1)	82.61		11:49:14.443

BMCRC - MRO Championships 2024 - Rnd 7 @ Brands Hatch Indy

BMCRC Thunderbike Sport & BMCRC Supertwins

RACE 2 - SECTOR ANALYSIS



SECTOR 1 = FL to I1, SECTOR 2 = I1 to FL, DIFF = Difference To Personal Best Lap, P = Crossed Finish Line in Pit Lane, D = Time Disallowed

P21 115 SUP James SVENSEN		Ducati MONSTER 796 -				
IDEAL LAP TIME : 54.065		BEST LAP TIME : 54.134		DIFFERENCE : 0.069		
LAP	SECTOR 1	SECTOR 2	LAP TIME	MPH	DIFF	TIME OF DAY
1 -		21.968	1:02.450	69.63	8.316	11:41:59.869
2 -	32.443	21.914	54.357	80.00	0.223	11:42:54.226
3 -	32.534	21.745	54.279 (3)	80.11	0.145	11:43:48.505
4 -	32.463	21.888	54.351	80.00	0.217	11:44:42.856
5 -	32.341	21.871	54.212 (2)	80.21	0.078	11:45:37.068
6 -	32.663	21.957	54.620	79.61	0.486	11:46:31.688
7 -	32.320	21.814	54.134 (1)	80.33		11:47:25.822
8 -	32.920	21.901	54.821	79.32	0.687	11:48:20.643
9 -	32.340	21.998	54.338	80.02	0.204	11:49:14.981

P22 55 R Magnus MANSON-CHUBB		Yamaha R6 -				
IDEAL LAP TIME :		BEST LAP TIME : 54.613		DIFFERENCE :		
LAP	SECTOR 1	SECTOR 2	LAP TIME	MPH	DIFF	TIME OF DAY
1 -			1:02.843	69.19	8.230	11:42:00.262
2 -			55.717	78.04	1.104	11:42:55.979
3 -			54.613 (1)	79.62		11:43:50.592
4 -			55.334	78.58	0.721	11:44:45.926
5 -			55.100 (2)	78.92	0.487	11:45:41.026
6 -			55.133 (3)	78.87	0.520	11:46:36.159
7 -			55.745	78.00	1.132	11:47:31.904
8 -			55.911	77.77	1.298	11:48:27.815
9 -			55.422	78.46	0.809	11:49:23.237

P23 137 Colin McPHERSON		Yamaha R6 -				
IDEAL LAP TIME : 54.612		BEST LAP TIME : 54.739		DIFFERENCE : 0.127		
LAP	SECTOR 1	SECTOR 2	LAP TIME	MPH	DIFF	TIME OF DAY
1 -		22.414	1:04.197	67.73	9.458	11:42:01.616
2 -	33.369	21.972	55.341	78.57	0.602	11:42:56.957
3 -	33.081	21.897	54.978 (3)	79.09	0.239	11:43:51.935
4 -	33.124	21.748	54.872 (2)	79.24	0.133	11:44:46.807
5 -	32.864	21.875	54.739 (1)	79.44		11:45:41.546
6 -	33.007	22.284	55.291	78.64	0.552	11:46:36.837
7 -	33.776	22.076	55.852	77.85	1.113	11:47:32.689
8 -	33.454	22.224	55.678	78.10	0.939	11:48:28.367
9 -	33.499	21.774	55.273	78.67	0.534	11:49:23.640

P24 127 SUP Matthew CHAM		Kawasaki ER650 - AWO Recycling Ltd				
IDEAL LAP TIME : 54.472		BEST LAP TIME : 55.047		DIFFERENCE : 0.575		
LAP	SECTOR 1	SECTOR 2	LAP TIME	MPH	DIFF	TIME OF DAY
1 -		22.081	1:03.619	68.35	8.572	11:42:01.038
2 -	33.672	22.014	55.686	78.09	0.639	11:42:56.724
3 -	32.872	22.175	55.047 (1)	78.99		11:43:51.771
4 -	32.732	22.379	55.111 (2)	78.90	0.064	11:44:46.882
5 -	33.703	22.411	56.114	77.49	1.067	11:45:42.996
6 -	32.716	22.410	55.126	78.88	0.079	11:46:38.122
7 -	32.949	22.171	55.120 (3)	78.89	0.073	11:47:33.242
8 -	33.187	22.308	55.495	78.36	0.448	11:48:28.737
9 -	33.543	21.756	55.299	78.63	0.252	11:49:24.036

BMCRC - MRO Championships 2024 - Rnd 7 @ Brands Hatch Indy

BMCRC Thunderbike Sport & BMCRC Supertwins

RACE 2 - SECTOR ANALYSIS



SECTOR 1 = FL to I1, SECTOR 2 = I1 to FL, DIFF = Difference To Personal Best Lap, P = Crossed Finish Line in Pit Lane, D = Time Disallowed

P25 68 SUP Mark HILL			- JOE'S CARPETS, ATP RACING			
IDEAL LAP TIME : 54.504		BEST LAP TIME : 54.504		DIFFERENCE : 0.000		
LAP	SECTOR 1	SECTOR 2	LAP TIME	MPH	DIFF	TIME OF DAY
1 -		22.720	1:04.936	66.96	10.432	11:42:02.355
2 -	33.865	22.350	56.215	77.35	1.711	11:42:58.570
3 -	33.286	22.208	55.494	78.36	0.990	11:43:54.064
4 -	33.205	22.150	55.355	78.55	0.851	11:44:49.419
5 -	33.527	22.208	55.735	78.02	1.231	11:45:45.154
6 -	33.174	22.084	55.258 (3)	78.69	0.754	11:46:40.412
7 -	33.424	21.957	55.381	78.52	0.877	11:47:35.793
8 -	32.793	21.912	54.705 (2)	79.49	0.201	11:48:30.498
9 -	32.680	21.824	54.504 (1)	79.78		11:49:25.002

P26 169 SUP Jack GRIFFITHS			Aprilia RS660 - IMP racing			
IDEAL LAP TIME : 54.439		BEST LAP TIME : 54.439		DIFFERENCE : 0.000		
LAP	SECTOR 1	SECTOR 2	LAP TIME	MPH	DIFF	TIME OF DAY
1 -		23.459	1:06.222	65.66	11.783	11:42:03.641
2 -	33.268	22.445	55.713	78.05	1.274	11:42:59.354
3 -	33.231	22.291	55.522	78.32	1.083	11:43:54.876
4 -	33.187	22.177	55.364	78.54	0.925	11:44:50.240
5 -	33.140	22.515	55.655	78.13	1.216	11:45:45.895
6 -	32.996	22.138	55.134 (3)	78.87	0.695	11:46:41.029
7 -	32.950	22.562	55.512	78.33	1.073	11:47:36.541
8 -	32.461	22.169	54.630 (2)	79.60	0.191	11:48:31.171
9 -	32.433	22.006	54.439 (1)	79.88		11:49:25.610

P27 293 Leigh SMITH			Suzuki SV650 - Smiths Mechanical Support Ltd, Lamonde Autor			
IDEAL LAP TIME : 54.223		BEST LAP TIME : 54.223		DIFFERENCE : 0.000		
LAP	SECTOR 1	SECTOR 2	LAP TIME	MPH	DIFF	TIME OF DAY
1 -		23.583	1:05.998	65.88	11.775	11:42:03.417
2 -	33.142	22.497	55.639	78.15	1.416	11:42:59.056
3 -	33.239	22.381	55.620	78.18	1.397	11:43:54.676
4 -	33.117	22.026	55.143 (3)	78.86	0.920	11:44:49.819
5 -	34.058	22.137	56.195	77.38	1.972	11:45:46.014
6 -	33.203	22.065	55.268	78.68	1.045	11:46:41.282
7 -	33.226	22.163	55.389	78.51	1.166	11:47:36.671
8 -	33.023	21.890	54.913 (2)	79.19	0.690	11:48:31.584
9 -	32.581	21.642	54.223 (1)	80.19		11:49:25.807

P28 14 R George DAVIES			Suzuki SV650 - Tanya Warner			
IDEAL LAP TIME : 54.573		BEST LAP TIME : 54.742		DIFFERENCE : 0.169		
LAP	SECTOR 1	SECTOR 2	LAP TIME	MPH	DIFF	TIME OF DAY
1 -		23.735	1:06.879	65.02	12.137	11:42:04.298
2 -	33.106	22.212	55.318	78.61	0.576	11:42:59.616
3 -	33.302	22.251	55.553	78.27	0.811	11:43:55.169
4 -	33.185	22.021	55.206	78.77	0.464	11:44:50.375
5 -	33.193	22.562	55.755	77.99	1.013	11:45:46.130
6 -	32.934	22.093	55.027 (2)	79.02	0.285	11:46:41.157
7 -	33.110	22.475	55.585	78.23	0.843	11:47:36.742
8 -	33.191	21.884	55.075 (3)	78.95	0.333	11:48:31.817
9 -	32.689	22.053	54.742 (1)	79.43		11:49:26.559

BMCRC - MRO Championships 2024 - Rnd 7 @ Brands Hatch Indy

BMCRC Thunderbike Sport & BMCRC Supertwins

RACE 2 - SECTOR ANALYSIS



SECTOR 1 = FL to I1, SECTOR 2 = I1 to FL, DIFF = Difference To Personal Best Lap, P = Crossed Finish Line in Pit Lane, D = Time Disallowed

P29 75 R		Tom SVENSEN		Suzuki SV650 - Team TSR - HCL Car sales		
IDEAL LAP TIME : 54.312		BEST LAP TIME : 54.312		DIFFERENCE : 0.000		
LAP	SECTOR 1	SECTOR 2	LAP TIME	MPH	DIFF	TIME OF DAY
1 -		23.325	1:06.987	64.91	12.675	11:42:04.406
2 -	33.776	22.505	56.281	77.26	1.969	11:43:00.687
3 -	33.359	22.222	55.581	78.23	1.269	11:43:56.268
4 -	32.660	22.140	54.800 (2)	79.35	0.488	11:44:51.068
5 -	33.222	22.322	55.544	78.29	1.232	11:45:46.612
6 -	32.961	22.355	55.316	78.61	1.004	11:46:41.928
7 -	32.600	22.408	55.008 (3)	79.05	0.696	11:47:36.936
8 -	33.245	22.149	55.394	78.50	1.082	11:48:32.330
9 -	32.550	21.762	54.312 (1)	80.06		11:49:26.642

P30 402 R		Kaine FARR		Suzuki GSXR - The Elms B&B Snetterton		
IDEAL LAP TIME : 54.979		BEST LAP TIME : 55.185		DIFFERENCE : 0.206		
LAP	SECTOR 1	SECTOR 2	LAP TIME	MPH	DIFF	TIME OF DAY
1 -		23.002	1:06.249	65.63	11.064	11:42:03.668
2 -	34.248	22.527	56.775	76.59	1.590	11:43:00.443
3 -	34.321	22.264	56.585	76.85	1.400	11:43:57.028
4 -	33.963	22.222	56.185	77.39	1.000	11:44:53.213
5 -	33.670	22.264	55.934	77.74	0.749	11:45:49.147
6 -	33.187	21.998	55.185 (1)	78.80		11:46:44.332
7 -	33.082	22.422	55.504 (3)	78.34	0.319	11:47:39.836
8 -	33.574	22.126	55.700	78.07	0.515	11:48:35.536
9 -	33.460	21.897	55.357 (2)	78.55	0.172	11:49:30.893

P31 40 SUP		Simon WILKINSON		Suzuki SV650 - K&Q, HM Racing, Titan-x		
IDEAL LAP TIME : 55.402		BEST LAP TIME : 55.545		DIFFERENCE : 0.143		
LAP	SECTOR 1	SECTOR 2	LAP TIME	MPH	DIFF	TIME OF DAY
1 -		23.173	1:07.165	64.74	11.620	11:42:04.584
2 -	34.396	22.326	56.722	76.66	1.177	11:43:01.306
3 -	34.142	22.206	56.348	77.17	0.803	11:43:57.654
4 -	34.285	22.183	56.468	77.01	0.923	11:44:54.122
5 -	33.694	22.321	56.015 (3)	77.63	0.470	11:45:50.137
6 -	33.219	22.326	55.545 (1)	78.28		11:46:45.682
7 -	33.497	22.408	55.905 (2)	77.78	0.360	11:47:41.587
8 -	33.848	22.484	56.332	77.19	0.787	11:48:37.919

P32 89 R		Daryl SKINNS		Suzuki GSXR 750 - Indoor Climate Systems UK LTD		
IDEAL LAP TIME : 56.252		BEST LAP TIME : 56.252		DIFFERENCE : 0.000		
LAP	SECTOR 1	SECTOR 2	LAP TIME	MPH	DIFF	TIME OF DAY
1 -		23.588	1:08.536	63.44	12.284	11:42:05.955
2 -	33.994	22.773	56.767 (2)	76.60	0.515	11:43:02.722
3 -	33.679	22.573	56.252 (1)	77.30		11:43:58.974
4 -	34.329	22.803	57.132	76.11	0.880	11:44:56.106
5 -	34.244	22.743	56.987 (3)	76.30	0.735	11:45:53.093
6 -	34.179	23.024	57.203	76.02	0.951	11:46:50.296
7 -	34.728	23.064	57.792	75.24	1.540	11:47:48.088
8 -	34.893	22.614	57.507	75.61	1.255	11:48:45.595

P33 341 SUP		Tony MANSFORD		Suzuki SV650 - R.B Plumbing & Heating		
IDEAL LAP TIME : 59.740		BEST LAP TIME : 59.834		DIFFERENCE : 0.094		
LAP	SECTOR 1	SECTOR 2	LAP TIME	MPH	DIFF	TIME OF DAY
1 -		24.397	1:09.015	63.00	9.181	11:42:06.434
2 -	35.445	24.389	59.834 (1)	72.67		11:43:06.268
3 -	35.510	24.409	59.919 (2)	72.57	0.085	11:44:06.187
4 -	35.562	24.435	59.997 (3)	72.48	0.163	11:45:06.184
5 -	36.647	24.295	1:00.942	71.35	1.108	11:46:07.126

BMCRC - MRO Championships 2024 - Rnd 7 @ Brands Hatch Indy

BMCRC Thunderbike Sport & BMCRC Supertwins

RACE 2 - BEST SECTORS

SECTOR 1			SECTOR 2			IDEAL / BEST COMPARISON						
POS	NO	NAME	TIME	NO	NAME	TIME	POS	NO	NAME	IDEAL	BEST	DIFF
									PERFECT LAP	49.802		
1	1	WETHERELL	29.750	1	WETHERELL	20.052	1	1	WETHERELL	49.802	49.959	0.157
2	47	SEABRIGHT	29.768	11	HARVEY	20.125	2	11	HARVEY	49.963	50.201	0.238
3	711	HARDY	29.826	17	DOWNES	20.244	3	47	SEABRIGHT	50.023	50.127	0.104
4	11	HARVEY	29.838	47	SEABRIGHT	20.255	4	711	HARDY	50.162	50.163	0.001
5	17	DOWNES	30.084	711	HARDY	20.336	5	17	DOWNES	50.328	50.461	0.133
6	69	RUSSO	30.869	5	STONE	20.545	6	5	STONE	51.488	51.488	0.000
7	48	WALLIS	30.921	69	RUSSO	20.641	7	69	RUSSO	51.510	51.510	0.000
8	5	STONE	30.943	27	BROWN	20.790	8	3	ARBON	51.790	51.897	0.107
9	3	ARBON	30.966	3	ARBON	20.824	9	48	WALLIS	51.794	51.794	0.000
10	81	MAY	31.074	48	WALLIS	20.873	10	7	TAYLOR	52.053	52.053	0.000
11	97	MANN *	31.113	7	TAYLOR	20.885	11	97	MANN *	52.086	52.254	0.168
12	7	TAYLOR	31.168	97	MANN *	20.973	12	81	MAY	52.261	52.438	0.177
13	511	BARRETT	31.186	191	BEDFORD	21.018	13	191	BEDFORD	52.274	52.274	0.000
14	191	BEDFORD	31.256	42	CARSON	21.055	14	511	BARRETT	52.635	52.635	0.000
15	606	BRYANT	31.452	77	WHITE	21.157	15	27	BROWN	52.684	52.715	0.031
16	51	BEESELEY	31.590	81	MAY	21.187	16	606	BRYANT	52.842	52.876	0.034
17	42	CARSON	31.819	51	BEESELEY	21.266	17	51	BEESELEY	52.856	52.917	0.061
18	27	BROWN	31.894	606	BRYANT	21.390	18	42	CARSON	52.874	52.926	0.052
19	77	WHITE	31.915	100	HOWTON	21.415	19	77	WHITE	53.072	53.191	0.119
20	100	HOWTON	32.073	511	BARRETT	21.449	20	100	HOWTON	53.488	53.754	0.266
21	115	SVENSEN	32.320	293	SMITH	21.642	21	115	SVENSEN	54.065	54.134	0.069
22	169	GRIFFITHS	32.433	115	SVENSEN	21.745	22	293	SMITH	54.223	54.223	0.000
23	75	SVENSEN	32.550	137	McPHERSON	21.748	23	75	SVENSEN	54.312	54.312	0.000
24	293	SMITH	32.581	127	CHAM	21.756	24	169	GRIFFITHS	54.439	54.439	0.000
25	68	HILL	32.680	75	SVENSEN	21.762	25	127	CHAM	54.472	55.047	0.575
26	14	DAVIES	32.689	68	HILL	21.824	26	68	HILL	54.504	54.504	0.000
27	127	CHAM	32.716	14	DAVIES	21.884	27	14	DAVIES	54.573	54.742	0.169
28	137	McPHERSON	32.864	402	FARR	21.897	28	137	McPHERSON	54.612	54.739	0.127
29	402	FARR	33.082	169	GRIFFITHS	22.006	29	402	FARR	54.979	55.185	0.206
30	40	WILKINSON	33.219	40	WILKINSON	22.183	30	40	WILKINSON	55.402	55.545	0.143
31	89	SKINNS	33.679	89	SKINNS	22.573	31	89	SKINNS	56.252	56.252	0.000
32	341	MANSFORD	35.445	341	MANSFORD	24.295	32	341	MANSFORD	59.740	59.834	0.094
33							33	55	MANSON-CHUBB		54.613	



BMCR - MRO Championships 2024 - Rnd 7 @ Brands Hatch Indy

BMCR Thunderbike Sport & BMCR Supertwins

RACE 2 - CLASSIFICATION

Race Distance: 9 Laps / 10.87 miles

POS	NO	CL	PIC	NAME	ENTRY	LAPS	TIME	GAP	DIFF	MPH	BEST	ON	GRD	↑↓
1	711	SUP	1	Maximus HARDY	-	9	7:38.543			85.35	50.163	7	1	0
2	1		1	Matt WETHERELL	Suzuki GSXR 600 - Lamonde Racing	9	7:39.139	0.596	0.596	85.24	49.959	3	2	0
3	11		2	Josh HARVEY	Yamaha R6 - NR Racing	9	7:39.414	0.871	0.275	85.18	50.201	7	4	1
4	17	SUP	2	Tommy DOWNES	Suzuki SV650R - Crawfords/ Tey Farm Systems/ Harlow Ag	9	7:42.526	3.983	3.112	84.61	50.461	8	3	-1
5	47	SUP	3	Fenton SEABRIGHT	Ducati NRR1000EVO - Mhp exhausts, Knight RR	9	7:53.558	15.015	11.032	82.64	50.127	8	37	32
6	69		3	Tony RUSSO	Yamaha R6 - Wymark Lubricants	9	7:54.691	16.148	1.133	82.44	51.510	4	5	-1
7	5	R	1	Logan STONE	Yamaha R6 -	9	7:57.711	19.168	3.020	81.92	51.488	3	6	-1
8	48		4	Shaun WALLIS	Yamaha R6 (W) - MBC Despatch Racing	9	7:58.392	19.849	0.681	81.81	51.794	3	9	1
9	3	SUP	4	Oliver ARBON	Aprilia RS660 - Moto 46	9	7:59.226	20.683	0.834	81.66	51.897	7	10	1
10	191	SUP	5	Thomas BEDFORD	Yamaha R7 -	9	8:00.211	21.668	0.985	81.50	52.274	6	7	-3
11	97	SUP	6	Alex MANN *	Kawasaki ER6N - ME	9	8:00.333	21.790	0.122	81.47	52.254	7	11	0
12	7	R	2	Darren TAYLOR	Kawasaki ZX6R - Watton Auto Centre. Market Cross Cafe Sv	9	8:02.655	24.112	2.322	81.08	52.053	5	18	6
13	81	SUP	7	Malvern MAY	Triumph Daytona 660 - Michael Jones Jeweller, Esprit Group	9	8:06.608	28.065	3.953	80.42	52.438	4	13	0
14	27	SUP	8	Ben BROWN	Yamaha R7 -	9	8:06.789	28.246	0.181	80.39	52.715	9	12	-2
15	77		5	Joe WHITE	Suzuki GSXR 600 MAIN - The Race Shack /Just In Graphics	9	8:08.153	29.610	1.364	80.17	53.191	5	8	-7
16	42		6	Adam CARSON	Honda CBR600 F3 - Allspeed exhausts, stink wheels	9	8:08.306	29.763	0.153	80.14	52.926	7	16	0
17	606	SUP	9	Robert BRYANT	Triumph RS660 - DAD	9	8:08.932	30.389	0.626	80.04	52.876	8	17	0
18	100	SUP	10	Craig HOWTON	Suzuki SV650S -	9	8:12.972	34.429	4.040	79.39	53.754	6	15	-3
19	51		7	Paul BEESLEY	Yamaha R6 -	9	8:13.644	35.101	0.672	79.28	52.917	8	30	11
20	511	R	3	William BARRETT	Suzuki SV650 - TT Plumbing & Heating	9	8:17.024	38.481	3.380	78.74	52.635	9	24	4
21	115	SUP	11	James SVENSEN	Ducati MONSTER 796 -	9	8:17.562	39.019	0.538	78.65	54.134	7	19	-2
22	55	R	4	Magnus MANSON-CHUBB	Yamaha R6 -	9	8:25.818	47.275	8.256	77.37	54.613	3	21	-1
23	137		8	Colin McPHERSON	Yamaha R6 -	9	8:26.221	47.678	0.403	77.31	54.739	5	22	-1
24	127	SUP	12	Matthew CHAM	Kawasaki ER650 - AWO Recycling Ltd	9	8:26.617	48.074	0.396	77.25	55.047	3	27	3
25	68	SUP	13	Mark HILL	- JOE'S CARPETS, ATP RACING	9	8:27.583	49.040	0.966	77.10	54.504	9	28	3
26	169	SUP	14	Jack GRIFFITHS	Aprilia RS660 - IMP racing	9	8:28.191	49.648	0.608	77.01	54.439	9	25	-1
27	293		9	Leigh SMITH	Suzuki SV650 - Smiths Mechanical Support Ltd, Lamonde At	9	8:28.388	49.845	0.197	76.98	54.223	9	26	-1
28	14	R	5	George DAVIES	Suzuki SV650 - Tanya Warner	9	8:29.140	50.597	0.752	76.86	54.742	9	29	1
29	75	R	6	Tom SVENSEN	Suzuki SV650 - Team TSR - HCL Car sales	9	8:29.223	50.680	0.083	76.85	54.312	9	31	2
30	402	R	7	Kaine FARR	Suzuki GSXR - The Elms B&B Snetterton	9	8:33.474	54.931	4.251	76.22	55.185	6	32	2
31	40	SUP	15	Simon WILKINSON	Suzuki SV650 - K&Q, HM Racing, Titan-x	8	7:40.500	1 Lap	1 Lap	75.54	55.545	6	34	3
32	89	R	8	Daryl SKINNS	Suzuki GSXR 750 - Indoor Climate Systems UK LTD	8	7:48.176	1 Lap	7.676	74.30	56.252	3	35	3

NOT CLASSIFIED

DNF	341	SUP		Tony MANSFORD	Suzuki SV650 - R.B Plumbing & Heating	5	5:09.707	4 Laps	3 Laps	70.20	59.834	2	36	
-----	-----	-----	--	---------------	---------------------------------------	---	----------	--------	--------	-------	--------	---	----	--

FASTEST LAP

	1			Matt WETHERELL	Suzuki GSXR 600 - Lamonde Racing	3	49.959			87.04 mph	140.08 kph			
	47	SUP		Fenton SEABRIGHT	Ducati NRR1000EVO - Mhp exhausts, Knight RR	8	50.127			86.75 mph	139.61 kph			
	5	R		Logan STONE	Yamaha R6 -	3	51.488			84.45 mph	135.92 kph			

Comments:

Class SUP - 92.5% of Race Speed = 78.94 mph
 Class - 92.5% of Race Speed = 78.84 mph
 Class R - 92.5% of Race Speed = 75.77 mph

Weather / Track : Bright / Dry

Date: 21/09/2024 Start: 11:40 Finish: 11:48

These results are provisional until the conclusion of any judicial and technical matters.

Brands Hatch Indy: 1.2079 miles

Clerk Of Course:	Stewards:	Timekeeper: Richard Evans	
------------------	-----------	---------------------------	--

Results can be found at www.tsl-timing.com

Printed - 11:52 Saturday, 21 September 2024



BMCRC - MRO Championships 2024 - Rnd 7 @ Brands Hatch Indy

BMCRC Thunderbike Sport & BMCRC Supertwins

RACE 2 - STATISTICS

Competitors Started	33
Planned Start	2024-09-21 @ 11:15:00.000
Actual Start	2024-09-21 @ 11:40:57.418
Finish Time	2024-09-21 @ 11:48:35.961
Track Length	1.2079mi.
Total Laps	291
Total Distance Covered	351.5121mi.

Session Fastest Lap History

NO	CL	NAME	LAP TIME	TIME OF DAY	LAP	VEHICLE
711	SUP	Maximus HARDY	50.535	11:42:43.128	2	
11		Josh HARVEY	50.310	11:42:43.467	2	Yamaha R6
711	SUP	Maximus HARDY	50.271	11:43:33.399	3	
11		Josh HARVEY	50.244	11:43:33.711	3	Yamaha R6
1		Matt WETHERELL	49.959	11:43:34.024	3	Suzuki GSXR 600

Session Leader History

NO	CL	NAME	FROM LAP	LAPS LED	DISTANCE	VEHICLE
711	SUP	Maximus HARDY	1	9	10.87 miles	

Flag History

TYPE	TIME OF DAY
GREEN	11:40:57.418
FINISH	11:48:35.961

Flag Statistics

TYPE	COUNT	TOTAL LAPS	TOTAL TIME
Green	1	9	8:45.249
Red	0	0	0.000
Safety Car	0	0	0.000
FCY	0	0	0.000

BMCRC - MRO Championships 2024 - Rnd 7 @ Brands Hatch Indy

BMCRC Thunderbike Sport & BMCRC Supertwins

RACE 2 - STATISTICS

CLASS :

9 Starters

Fastest Lap History

NO	NAME	LAP TIME	TIME OF DAY	LAP	VEHICLE
11	Josh HARVEY	50.310	11:42:43.467	2	Yamaha R6
11	Josh HARVEY	50.244	11:43:33.711	3	Yamaha R6
1	Matt WETHERELL	49.959	11:43:34.024	3	Suzuki GSXR 600

Leader History

NO	NAME	FROM LAP	LAPS LED	DISTANCE	VEHICLE
11	Josh HARVEY	1	7	8.45 miles	Yamaha R6
1	Matt WETHERELL	8	2	2.41 miles	Suzuki GSXR 600

BMCRC - MRO Championships 2024 - Rnd 7 @ Brands Hatch Indy

BMCRC Thunderbike Sport & BMCRC Supertwins

RACE 2 - STATISTICS

CLASS : R

8 Starters

Fastest Lap History

NO	NAME	LAP TIME	TIME OF DAY	LAP	VEHICLE
5	Logan STONE	52.478	11:42:50.650	2	Yamaha R6
5	Logan STONE	51.488	11:43:42.138	3	Yamaha R6

Leader History

NO	NAME	FROM LAP	LAPS LED	DISTANCE	VEHICLE
5	Logan STONE	1	9	10.87 miles	Yamaha R6

BMCRC - MRO Championships 2024 - Rnd 7 @ Brands Hatch Indy

BMCRC Thunderbike Sport & BMCRC Supertwins

RACE 2 - STATISTICS

CLASS : SUP

16 Starters

Fastest Lap History

NO	NAME	LAP TIME	TIME OF DAY	LAP	VEHICLE
711	Maximus HARDY	50.535	11:42:43.128	2	
711	Maximus HARDY	50.271	11:43:33.399	3	
47	Fenton SEABRIGHT	50.220	11:46:19.669	6	Ducati NRR1000EVO
711	Maximus HARDY	50.163	11:46:55.109	7	
47	Fenton SEABRIGHT	50.127	11:48:00.748	8	Ducati NRR1000EVO

Leader History

NO	NAME	FROM LAP	LAPS LED	DISTANCE	VEHICLE
711	Maximus HARDY	1	9	10.87 miles	



BMCRC - MRO Championships 2024 - Rnd 7 @ Brands Hatch Indy

BMCRC Thunderbike Sport & BMCRC Supertwins

RACE 12 - GRID (9 Laps)

ROW 13				37	15	Daniel MERCER						
ROW 12	36	45	Terence QUINCE	35	111	Jake DONKERSLEY	34	21	Toby FINNIS			
ROW 11				33	341	Tony MANSFORD	32	89	Daryl SKINNS	31	40	Simon WILKINSON
ROW 10				30	402	Kaine FARR	29	127	Matthew CHAM	28	14	George DAVIES
ROW 9				27	137	Colin McPHERSON	26	55	Magnus MANSON-CHUBB	25	68	Mark HILL
ROW 8	24	169	Jack GRIFFITHS	23	75	Tom SVENSEN	22	293	Leigh SMITH			
ROW 7				21	115	James SVENSEN	20	100	Craig HOWTON	19	77	Joe WHITE
ROW 6	18	42	Adam CARSON	17	51	Paul BEESLEY	16	606	Robert BRYANT			
ROW 5				15	27	Ben BROWN	14	511	William BARRETT	13	81	Malvem MAY
ROW 4	12	191	Thomas BEDFORD	11	97	Alex MANN *	10	7	Darren TAYLOR			
ROW 3				9	3	Oliver ARBON	8	48	Shaun WALLIS	7	69	Tony RUSSO
ROW 2	6	5	Logan STONE	5	17	Tommy DOWNES	4	11	Josh HARVEY			
ROW 1				3	711	Maximus HARDY	2	47	Fenton SEABRIGHT	1	1	Matt WETHERELL

Pole

These results are provisional until the conclusion of any judicial and technical matters.

Brands Hatch Indy: 1.2079 miles

Clerk Of Course:	Stewards:	Timekeeper: Richard Evans	
------------------	-----------	---------------------------	--

Results can be found at www.tsl-timing.com

Printed - 11:54 Saturday, 21 September 2024





BMCRC - MRO Championships 2024 - Rnd 7 @ Brands Hatch Indy

BMCRC Thunderbike Sport & BMCRC Supertwins

RACE 12 - CLASSIFICATION

Race Distance: 9 Laps / 10.87 miles

POS	NO	CL	PIC	NAME	ENTRY	LAPS	TIME	GAP	DIFF	MPH	BEST	ON	GRD	↑↓
1	47	SUP	1	Fenton SEABRIGHT	Ducati NRR1000EVO - Mhp exhausts, Knight RR	9	7:34.721			86.06	49.373	6	2	1
2	711	SUP	2	Maximus HARDY	-	9	7:39.499	4.778	4.778	85.17	49.857	5	3	1
3	1		1	Matt WETHERELL	Suzuki GSXR 600 - Lamonde Racing	9	7:43.551	8.830	4.052	84.42	50.410	9	1	-2
4	11		2	Josh HARVEY	Yamaha R6 - NR Racing	9	7:43.661	8.940	0.110	84.40	50.431	4	4	0
5	17	SUP	3	Tommy DOWNES	Suzuki SV650R - Crawfords/ Tey Farm Systems/ Harlow Ag	9	7:44.596	9.875	0.935	84.23	50.820	7	5	0
6	69		3	Tony RUSSO	Yamaha R6 - Wymark Lubricants	9	7:55.796	21.075	11.200	82.25	51.371	5	7	1
7	7	R	1	Darren TAYLOR	Kawasaki ZX6R - Watton Auto Centre. Market Cross Cafe Sv	9	8:02.969	28.248	7.173	81.03	52.274	3	10	3
8	48		4	Shaun WALLIS	Yamaha R6 (W) - MBC Despatch Racing	9	8:03.563	28.842	0.594	80.93	52.547	3	8	0
9	3	SUP	4	Oliver ARBON	Aprilia RS660 - Moto 46	9	8:03.728	29.007	0.165	80.90	52.423	5	9	0
10	27	SUP	5	Ben BROWN	Yamaha R7 -	9	8:03.773	29.052	0.045	80.90	52.393	5	15	5
11	97	SUP	6	Alex MANN *	Kawasaki ER6N - ME	9	8:04.204	29.483	0.431	80.82	52.530	4	11	0
12	191	SUP	7	Thomas BEDFORD	Yamaha R7 -	9	8:04.541	29.820	0.337	80.77	52.324	5	12	0
13	42		5	Adam CARSON	Honda CBR600 F3 - Allspeed exhausts, stink wheels	9	8:06.640	31.919	2.099	80.42	52.388	6	18	5
14	81	SUP	8	Malvern MAY	Triumph Daytona 660 - Michael Jones Jeweller, Esprit Group	9	8:08.152	33.431	1.512	80.17	52.824	6	13	-1
15	77		6	Joe WHITE	Suzuki GSXR 600 MAIN - The Race Shack /Just In Graphics	9	8:09.687	34.966	1.535	79.92	52.994	6	19	4
16	606	SUP	9	Robert BRYANT	Triumph RS660 - DAD	9	8:13.298	38.577	3.611	79.33	53.329	7	16	0
17	100	SUP	10	Craig HOWTON	Suzuki SV650S -	9	8:13.336	38.615	0.038	79.33	53.434	8	20	3
18	45	SUP	11	Terence QUINCE	Aprilia RS 660 - Fhs racing	9	8:18.149	43.428	4.813	78.56	53.413	8	36	18
19	68	SUP	12	Mark HILL	- JOE'S CARPETS, ATP RACING	9	8:20.415	45.694	2.266	78.20	54.350	8	25	6
20	115	SUP	13	James SVENSEN	Ducati MONSTER 796 -	9	8:20.584	45.863	0.169	78.18	54.269	9	21	1
21	51		7	Paul BEESLEY	Yamaha R6 -	9	8:24.481	49.760	3.897	77.57	54.247	6	17	-4
22	293		8	Leigh SMITH	Suzuki SV650 - Smiths Mechanical Support Ltd, Lamonde Au	9	8:26.496	51.775	2.015	77.27	54.691	8	22	0
23	127	SUP	14	Matthew CHAM	Kawasaki ER650 - AWO Recycling Ltd	8	7:35.452	1 Lap	1 Lap	76.38	54.708	7	29	6
24	14	R	2	George DAVIES	Suzuki SV650 - Tanya Warner	8	7:35.748	1 Lap	0.296	76.33	54.946	7	28	4
25	75	R	3	Tom SVENSEN	Suzuki SV650 - Team TSR - HCL Car sales	8	7:38.010	1 Lap	2.262	75.95	55.263	8	23	-2
26	55	R	4	Magnus MANSON-CHUBB	Yamaha R6 -	8	7:40.912	1 Lap	2.902	75.47	56.078	5	26	0
27	137		9	Colin McPHERSON	Yamaha R6 -	8	7:43.148	1 Lap	2.236	75.11	56.333	5	27	0
28	40	SUP	15	Simon WILKINSON	Suzuki SV650 - K&Q, HM Racing, Titan-x	8	7:46.216	1 Lap	3.068	74.61	55.994	5	31	3
29	402	R	5	Kaine FARR	Suzuki GSXR - The Elms B&B Snetterton	8	7:46.635	1 Lap	0.419	74.55	56.348	8	30	1
30	89	R	6	Daryl SKINNS	Suzuki GSXR 750 - Indoor Climate Systems UK LTD	8	7:53.797	1 Lap	7.162	73.42	57.393	4	32	2
31	341	SUP	16	Tony MANSFORD	Suzuki SV650 - R.B Plumbing & Heating	8	8:18.124	1 Lap	24.327	69.83	1:00.872	5	33	2

NOT CLASSIFIED

DNF	5	R		Logan STONE	Yamaha R6 -	5	4:42.381	4 Laps	3 Laps	76.99	51.829	3	6	
-----	---	---	--	-------------	-------------	---	----------	--------	--------	-------	--------	---	---	--

FASTEST LAP

47	SUP		Fenton SEABRIGHT	Ducati NRR1000EVO - Mhp exhausts, Knight RR	6	49.373				88.07 mph	141.74 kph			
1			Matt WETHERELL	Suzuki GSXR 600 - Lamonde Racing	9	50.410				86.26 mph	138.82 kph			
5	R		Logan STONE	Yamaha R6 -	3	51.829				83.90 mph	135.02 kph			

Comments:

Class SUP - 92.5% of Race Speed = 79.60 mph

Class - 92.5% of Race Speed = 78.08 mph

Class R - 92.5% of Race Speed = 74.95 mph

Weather / Track : Bright / Dry

These results are provisional until the conclusion of any judicial and technical matters.

Date: 21/09/2024 Start: 15:36 Finish: 15:44

Brands Hatch Indy: 1.2079 miles

Clerk Of Course:	Stewards:	Timekeeper: Richard Evans	
------------------	-----------	---------------------------	--

Results can be found at www.tsl-timing.com

Printed - 15:46 Saturday, 21 September 2024



BMCRC - MRO Championships 2024 - Rnd 7 @ Brands Hatch Indy

BMCRC Thunderbike Sport & BMCRC Supertwins

RACE 12 - POSITION CHART

No	Name	Lap										
		Pos	1	2	3	4	5	6	7	8	9	
1	WETHERELL	1	47	47	47	47	47	47	47	47	47	47
47	SEABRIGHT	2	711	711	711	711	711	711	711	711	711	711
711	HARDY	3	1	1	1	1	11	11	11	11	1	1
11	HARVEY	4	17	17	11	11	1	1	1	1	1	11
17	DOWNES	5	11	11	17	17	17	17	17	17	17	17
5	STONE	6	7	69	69	69	69	69	69	69	69	69
69	RUSSO	7	69	7	7	7	7	7	7	7	7	7
48	WALLIS	8	48	48	48	48	48	48	3	3	48	48
3	ARBON	9	97	97	97	97	3	3	48	48	3	3
7	TAYLOR	10	3	3	3	3	97	27	27	27	27	27
97	MANN *	11	191	191	27	27	27	97	97	97	97	97
191	BEDFORD	12	27	27	191	191	191	191	191	191	191	191
81	MAY	13	606	606	81	81	81	81	81	42	42	42
27	BROWN	14	77	81	606	77	42	42	42	81	81	81
606	BRYANT	15	81	77	77	606	77	77	77	77	77	77
51	BEESELEY	16	42	42	42	42	606	606	606	606	606	606
42	CARSON	17	100	100	100	100	100	100	100	100	100	100
77	WHITE	18	68	68	68	68	68	68	45	45	45	45
100	HOWTON	19	115	115	115	115	115	45	68	68	68	68
115	SVENSEN	20	293	45	45	45	45	115	115	115	115	115
293	SMITH	21	55	293	293	5	5	51	51	51	51	51
75	SVENSEN	22	51	55	51	293	51	293	293	293	293	293
68	HILL	23	75	51	5	51	293	14	14	127	127	127
55	MANSON-CHUBB	24	45	127	127	127	127	127	127	14	14	14
137	McPHERSON	25	127	75	55	14	14	75	75	75	75	75
14	DAVIES	26	137	14	14	55	55	55	55	55	55	55
127	CHAM	27	14	137	75	75	75	137	137	137	137	137
402	FARR	28	402	402	137	137	137	40	40	40	40	40
40	WILKINSON	29	40	40	402	40	40	402	402	402	402	402
89	SKINNS	30	89	5	40	402	402	89	89	89	89	89
341	MANSFORD	31	341	89	89	89	89	341	341	341	341	341
45	QUINCE	32	5	341	341	341	341					

BMCRC - MRO Championships 2024 - Rnd 7 @ Brands Hatch Indy

BMCRC Thunderbike Sport & BMCRC Supertwins

RACE 12 - SECTOR ANALYSIS



SECTOR 1 = FL to I1, SECTOR 2 = I1 to FL, DIFF = Difference To Personal Best Lap, P = Crossed Finish Line in Pit Lane, D = Time Disallowed

P1 47 SUP Fenton SEABRIGHT		Ducati NRR1000EVO - Mhp exhausts, Knight RR				
IDEAL LAP TIME : 49.373		BEST LAP TIME : 49.373		DIFFERENCE : 0.000		
LAP	SECTOR 1	SECTOR 2	LAP TIME	MPH	DIFF	TIME OF DAY
1 -		20.448	55.039	79.00	5.666	15:37:39.886
2 -	29.711	20.149	49.860	87.21	0.487	15:38:29.746
3 -	29.510	20.140	49.650 (3)	87.58	0.277	15:39:19.396
4 -	29.932	20.086	50.018	86.94	0.645	15:40:09.414
5 -	29.449	20.032	49.481 (2)	87.88	0.108	15:40:58.895
6 -	29.392	19.981	49.373 (1)	88.07		15:41:48.268
7 -	30.787	20.123	50.910	85.41	1.537	15:42:39.178
8 -	30.097	20.145	50.242	86.55	0.869	15:43:29.420
9 -	29.863	20.285	50.148	86.71	0.775	15:44:19.568

P2 711 SUP Maximus HARDY		-				
IDEAL LAP TIME : 49.718		BEST LAP TIME : 49.857		DIFFERENCE : 0.139		
LAP	SECTOR 1	SECTOR 2	LAP TIME	MPH	DIFF	TIME OF DAY
1 -		20.525	55.110	78.90	5.253	15:37:39.957
2 -	29.914	20.081	49.995 (3)	86.98	0.138	15:38:29.952
3 -	29.760	20.108	49.868 (2)	87.20	0.011	15:39:19.820
4 -	29.924	20.188	50.112	86.77	0.255	15:40:09.932
5 -	29.637	20.220	49.857 (1)	87.22		15:40:59.789
6 -	30.205	20.561	50.766	85.65	0.909	15:41:50.555
7 -	30.124	20.629	50.753	85.68	0.896	15:42:41.308
8 -	30.266	20.521	50.787	85.62	0.930	15:43:32.095
9 -	31.419	20.832	52.251	83.22	2.394	15:44:24.346

P3 1 Matt WETHERELL		Suzuki GSXR 600 - Lamonde Racing				
IDEAL LAP TIME : 50.352		BEST LAP TIME : 50.410		DIFFERENCE : 0.058		
LAP	SECTOR 1	SECTOR 2	LAP TIME	MPH	DIFF	TIME OF DAY
1 -		20.597	56.142	77.45	5.732	15:37:40.989
2 -	30.324	20.628	50.952	85.34	0.542	15:38:31.941
3 -	30.243	20.408	50.651 (3)	85.85	0.241	15:39:22.592
4 -	30.254	20.652	50.906	85.42	0.496	15:40:13.498
5 -	30.396	20.969	51.365	84.66	0.955	15:41:04.863
6 -	30.517	20.795	51.312	84.74	0.902	15:41:56.175
7 -	30.287	20.290	50.577 (2)	85.97	0.167	15:42:46.752
8 -	30.823	20.413	51.236	84.87	0.826	15:43:37.988
9 -	30.062	20.348	50.410 (1)	86.26		15:44:28.398

P4 11 Josh HARVEY		Yamaha R6 - NR Racing				
IDEAL LAP TIME : 50.294		BEST LAP TIME : 50.431		DIFFERENCE : 0.137		
LAP	SECTOR 1	SECTOR 2	LAP TIME	MPH	DIFF	TIME OF DAY
1 -		20.687	57.043	76.23	6.612	15:37:41.890
2 -	30.536	20.424	50.960	85.33	0.529	15:38:32.850
3 -	30.374	20.385	50.759 (3)	85.67	0.328	15:39:23.609
4 -	30.097	20.334	50.431 (1)	86.22		15:40:14.040
5 -	30.007	20.762	50.769	85.65	0.338	15:41:04.809
6 -	30.134	20.853	50.987	85.28	0.556	15:41:55.796
7 -	30.246	20.488	50.734 (2)	85.71	0.303	15:42:46.530
8 -	30.701	20.402	51.103	85.09	0.672	15:43:37.633
9 -	30.588	20.287	50.875	85.47	0.444	15:44:28.508

BMCRC - MRO Championships 2024 - Rnd 7 @ Brands Hatch Indy

BMCRC Thunderbike Sport & BMCRC Supertwins

RACE 12 - SECTOR ANALYSIS



SECTOR 1 = FL to I1, SECTOR 2 = I1 to FL, DIFF = Difference To Personal Best Lap, P = Crossed Finish Line in Pit Lane, D = Time Disallowed

P5 17 SUP Tommy DOWNES			Suzuki SV650R - Crawfords/ Tey Farm Systems/ Harlow Ag			
IDEAL LAP TIME : 50.773		BEST LAP TIME : 50.820	DIFFERENCE : 0.047			
LAP	SECTOR 1	SECTOR 2	LAP TIME	MPH	DIFF	TIME OF DAY
1 -		20.687	56.838	76.50	6.018	15:37:41.685
2 -	30.452	20.515	50.967 (3)	85.32	0.147	15:38:32.652
3 -	30.363	20.610	50.973	85.31	0.153	15:39:23.625
4 -	30.516	20.462	50.978	85.30	0.158	15:40:14.603
5 -	30.379	20.454	50.833 (2)	85.54	0.013	15:41:05.436
6 -	30.319	20.759	51.078	85.13	0.258	15:41:56.514
7 -	30.355	20.465	50.820 (1)	85.56		15:42:47.334
8 -	30.404	20.593	50.997	85.27	0.177	15:43:38.331
9 -	30.446	20.666	51.112	85.07	0.292	15:44:29.443

P6 69 Tony RUSSO			Yamaha R6 - Wymark Lubricants			
IDEAL LAP TIME : 51.355		BEST LAP TIME : 51.371	DIFFERENCE : 0.016			
LAP	SECTOR 1	SECTOR 2	LAP TIME	MPH	DIFF	TIME OF DAY
1 -		21.475	58.779	73.98	7.408	15:37:43.626
2 -	31.358	20.941	52.299	83.14	0.928	15:38:35.925
3 -	31.296	20.730	52.026	83.58	0.655	15:39:27.951
4 -	31.086	20.744	51.830 (3)	83.90	0.459	15:40:19.781
5 -	30.864	20.507	51.371 (1)	84.65		15:41:11.152
6 -	30.848	20.616	51.464 (2)	84.49	0.093	15:42:02.616
7 -	31.670	20.845	52.515	82.80	1.144	15:42:55.131
8 -	31.622	20.862	52.484	82.85	1.113	15:43:47.615
9 -	31.878	21.150	53.028	82.00	1.657	15:44:40.643

P7 7 R Darren TAYLOR			Kawasaki ZX6R - Watton Auto Centre. Market Cross Cafe Swaff			
IDEAL LAP TIME : 52.274		BEST LAP TIME : 52.274	DIFFERENCE : 0.000			
LAP	SECTOR 1	SECTOR 2	LAP TIME	MPH	DIFF	TIME OF DAY
1 -		21.453	58.480	74.36	6.206	15:37:43.327
2 -	31.394	21.461	52.855	82.27	0.581	15:38:36.182
3 -	31.322	20.952	52.274 (1)	83.18		15:39:28.456
4 -	31.473	21.178	52.651 (2)	82.59	0.377	15:40:21.107
5 -	32.329	21.744	54.073	80.42	1.799	15:41:15.180
6 -	31.622	21.580	53.202	81.73	0.928	15:42:08.382
7 -	31.951	21.368	53.319	81.55	1.045	15:43:01.701
8 -	31.783	21.550	53.333	81.53	1.059	15:43:55.034
9 -	31.515	21.267	52.782 (3)	82.38	0.508	15:44:47.816

P8 48 Shaun WALLIS			Yamaha R6 (W) - MBC Despatch Racing			
IDEAL LAP TIME : 52.547		BEST LAP TIME : 52.547	DIFFERENCE : 0.000			
LAP	SECTOR 1	SECTOR 2	LAP TIME	MPH	DIFF	TIME OF DAY
1 -		21.930	59.631	72.92	7.084	15:37:44.478
2 -	31.762	21.364	53.126	81.85	0.579	15:38:37.604
3 -	31.367	21.180	52.547 (1)	82.75		15:39:30.151
4 -	31.454	21.244	52.698 (2)	82.51	0.151	15:40:22.849
5 -	31.631	21.296	52.927	82.16	0.380	15:41:15.776
6 -	31.768	21.265	53.033	81.99	0.486	15:42:08.809
7 -	32.364	21.428	53.792	80.84	1.245	15:43:02.601
8 -	31.670	21.299	52.969	82.09	0.422	15:43:55.570
9 -	31.602	21.238	52.840 (3)	82.29	0.293	15:44:48.410

BMCRC - MRO Championships 2024 - Rnd 7 @ Brands Hatch Indy

BMCRC Thunderbike Sport & BMCRC Supertwins

RACE 12 - SECTOR ANALYSIS



SECTOR 1 = FL to I1, SECTOR 2 = I1 to FL, DIFF = Difference To Personal Best Lap, P = Crossed Finish Line in Pit Lane, D = Time Disallowed

P9		3 SUP		Oliver ARBON		Aprilia RS660 - Moto 46	
IDEAL LAP TIME : 52.289		BEST LAP TIME : 52.423		DIFFERENCE : 0.134			
LAP	SECTOR 1	SECTOR 2	LAP TIME	MPH	DIFF	TIME OF DAY	
1 -		21.802	1:00.062	72.40	7.639	15:37:44.909	
2 -	31.947	21.290	53.237	81.68	0.814	15:38:38.146	
3 -	31.622	21.139	52.761 (2)	82.42	0.338	15:39:30.907	
4 -	31.669	21.155	52.824 (3)	82.32	0.401	15:40:23.731	
5 -	31.150	21.273	52.423 (1)	82.95		15:41:16.154	
6 -	31.640	21.216	52.856	82.27	0.433	15:42:09.010	
7 -	32.035	21.394	53.429	81.39	1.006	15:43:02.439	
8 -	31.762	21.277	53.039	81.98	0.616	15:43:55.478	
9 -	31.927	21.170	53.097	81.89	0.674	15:44:48.575	

P10		27 SUP		Ben BROWN		Yamaha R7 -	
IDEAL LAP TIME : 52.392		BEST LAP TIME : 52.393		DIFFERENCE : 0.001			
LAP	SECTOR 1	SECTOR 2	LAP TIME	MPH	DIFF	TIME OF DAY	
1 -		21.536	1:00.536	71.83	8.143	15:37:45.383	
2 -	32.200	21.096	53.296	81.59	0.903	15:38:38.679	
3 -	31.746	21.136	52.882	82.23	0.489	15:39:31.561	
4 -	31.522	20.920	52.442 (2)	82.92	0.049	15:40:24.003	
5 -	31.483	20.910	52.393 (1)	82.99		15:41:16.396	
6 -	31.810	21.066	52.876	82.24	0.483	15:42:09.272	
7 -	32.222	21.366	53.588	81.14	1.195	15:43:02.860	
8 -	31.993	20.909	52.902	82.20	0.509	15:43:55.762	
9 -	31.806	21.052	52.858 (3)	82.26	0.465	15:44:48.620	

P11		97 SUP		Alex MANN *		Kawasaki ER6N - ME	
IDEAL LAP TIME : 52.484		BEST LAP TIME : 52.530		DIFFERENCE : 0.046			
LAP	SECTOR 1	SECTOR 2	LAP TIME	MPH	DIFF	TIME OF DAY	
1 -		21.788	59.815	72.70	7.285	15:37:44.662	
2 -	31.849	21.599	53.448	81.36	0.918	15:38:38.110	
3 -	31.476	21.292	52.768 (2)	82.40	0.238	15:39:30.878	
4 -	31.275	21.255	52.530 (1)	82.78		15:40:23.408	
5 -	31.264	21.554	52.818 (3)	82.33	0.288	15:41:16.226	
6 -	31.706	21.371	53.077	81.93	0.547	15:42:09.303	
7 -	32.038	21.547	53.585	81.15	1.055	15:43:02.888	
8 -	32.121	21.220	53.341	81.52	0.811	15:43:56.229	
9 -	31.501	21.321	52.822	82.32	0.292	15:44:49.051	

P12		191 SUP		Thomas BEDFORD		Yamaha R7 -	
IDEAL LAP TIME : 52.324		BEST LAP TIME : 52.324		DIFFERENCE : 0.000			
LAP	SECTOR 1	SECTOR 2	LAP TIME	MPH	DIFF	TIME OF DAY	
1 -		21.726	1:00.269	72.15	7.945	15:37:45.116	
2 -	32.058	21.267	53.325	81.54	1.001	15:38:38.441	
3 -	31.713	21.434	53.147	81.82	0.823	15:39:31.588	
4 -	31.939	21.071	53.010	82.03	0.686	15:40:24.598	
5 -	31.402	20.922	52.324 (1)	83.10		15:41:16.922	
6 -	31.543	21.164	52.707 (2)	82.50	0.383	15:42:09.629	
7 -	31.996	21.593	53.589	81.14	1.265	15:43:03.218	
8 -	32.318	21.116	53.434	81.38	1.110	15:43:56.652	
9 -	31.653	21.083	52.736 (3)	82.45	0.412	15:44:49.388	

BMCRC - MRO Championships 2024 - Rnd 7 @ Brands Hatch Indy

BMCRC Thunderbike Sport & BMCRC Supertwins

RACE 12 - SECTOR ANALYSIS



SECTOR 1 = FL to I1, SECTOR 2 = I1 to FL, DIFF = Difference To Personal Best Lap, P = Crossed Finish Line in Pit Lane, D = Time Disallowed

P13 42 Adam CARSON		Honda CBR600 F3 - Allspeed exhausts, stink wheels				
IDEAL LAP TIME : 52.388		BEST LAP TIME : 52.388		DIFFERENCE : 0.000		
LAP	SECTOR 1	SECTOR 2	LAP TIME	MPH	DIFF	TIME OF DAY
1 -		21.862	1:01.641	70.54	9.253	15:37:46.488
2 -	32.616	21.589	54.205	80.22	1.817	15:38:40.693
3 -	32.187	21.255	53.442	81.37	1.054	15:39:34.135
4 -	32.183	21.374	53.557	81.19	1.169	15:40:27.692
5 -	31.753	21.092	52.845	82.28	0.457	15:41:20.537
6 -	31.371	21.017	52.388 (1)	83.00		15:42:12.925
7 -	31.548	21.075	52.623 (2)	82.63	0.235	15:43:05.548
8 -	31.804	21.381	53.185	81.76	0.797	15:43:58.733
9 -	31.673	21.081	52.754 (3)	82.43	0.366	15:44:51.487

P14 81 SUP Malvern MAY		Triumph Daytona 660 - Michael Jones Jeweller, Esprit Group, E:				
IDEAL LAP TIME : 52.717		BEST LAP TIME : 52.824		DIFFERENCE : 0.107		
LAP	SECTOR 1	SECTOR 2	LAP TIME	MPH	DIFF	TIME OF DAY
1 -		22.007	1:01.409	70.81	8.585	15:37:46.256
2 -	32.537	21.424	53.961	80.58	1.137	15:38:40.217
3 -	31.893	21.494	53.387	81.45	0.563	15:39:33.604
4 -	31.737	21.283	53.020	82.01	0.196	15:40:26.624
5 -	31.744	21.406	53.150	81.81	0.326	15:41:19.774
6 -	31.486	21.338	52.824 (1)	82.32		15:42:12.598
7 -	31.588	21.319	52.907 (2)	82.19	0.083	15:43:05.505
8 -	32.177	22.337	54.514	79.77	1.690	15:44:00.019
9 -	31.434	21.546	52.980 (3)	82.08	0.156	15:44:52.999

P15 77 Joe WHITE		Suzuki GSXR 600 MAIN - The Race Shack /Just In Graphics				
IDEAL LAP TIME : 52.957		BEST LAP TIME : 52.994		DIFFERENCE : 0.037		
LAP	SECTOR 1	SECTOR 2	LAP TIME	MPH	DIFF	TIME OF DAY
1 -		21.802	1:01.275	70.96	8.281	15:37:46.122
2 -	32.751	21.483	54.234	80.18	1.240	15:38:40.356
3 -	32.096	21.480	53.576	81.16	0.582	15:39:33.932
4 -	32.186	21.390	53.576	81.16	0.582	15:40:27.508
5 -	32.662	21.358	54.020	80.49	1.026	15:41:21.528
6 -	31.759	21.235	52.994 (1)	82.05		15:42:14.522
7 -	32.062	21.392	53.454 (3)	81.35	0.460	15:43:07.976
8 -	32.107	21.430	53.537	81.22	0.543	15:44:01.513
9 -	31.722	21.299	53.021 (2)	82.01	0.027	15:44:54.534

P16 606 SUP Robert BRYANT		Triumph RS660 - DAD				
IDEAL LAP TIME : 53.329		BEST LAP TIME : 53.329		DIFFERENCE : 0.000		
LAP	SECTOR 1	SECTOR 2	LAP TIME	MPH	DIFF	TIME OF DAY
1 -		21.893	1:00.990	71.30	7.661	15:37:45.837
2 -	32.059	21.581	53.640 (2)	81.07	0.311	15:38:39.477
3 -	32.238	21.924	54.162	80.28	0.833	15:39:33.639
4 -	32.295	21.586	53.881	80.70	0.552	15:40:27.520
5 -	32.839	21.871	54.710	79.48	1.381	15:41:22.230
6 -	32.111	21.721	53.832 (3)	80.78	0.503	15:42:16.062
7 -	31.765	21.564	53.329 (1)	81.54		15:43:09.391
8 -	32.515	21.796	54.311	80.06	0.982	15:44:03.702
9 -	32.407	22.036	54.443	79.87	1.114	15:44:58.145

BMCRC - MRO Championships 2024 - Rnd 7 @ Brands Hatch Indy

BMCRC Thunderbike Sport & BMCRC Supertwins

RACE 12 - SECTOR ANALYSIS



SECTOR 1 = FL to I1, SECTOR 2 = I1 to FL, DIFF = Difference To Personal Best Lap, P = Crossed Finish Line in Pit Lane, D = Time Disallowed

P17 100 SUP		Craig HOWTON		Suzuki SV650S -		
IDEAL LAP TIME : 53.392		BEST LAP TIME : 53.434		DIFFERENCE : 0.042		
LAP	SECTOR 1	SECTOR 2	LAP TIME	MPH	DIFF	TIME OF DAY
1 -		22.083	1:02.147	69.97	8.713	15:37:46.994
2 -	32.466	21.836	54.302	80.08	0.868	15:38:41.296
3 -	32.229	21.634	53.863 (3)	80.73	0.429	15:39:35.159
4 -	31.968	21.986	53.954	80.59	0.520	15:40:29.113
5 -	32.170	21.786	53.956	80.59	0.522	15:41:23.069
6 -	31.993	21.508	53.501 (2)	81.28	0.067	15:42:16.570
7 -	32.380	21.841	54.221	80.20	0.787	15:43:10.791
8 -	31.884	21.550	53.434 (1)	81.38		15:44:04.225
9 -	32.200	21.758	53.958	80.59	0.524	15:44:58.183

P18 45 SUP		Terence QUINCE		Aprilia RS 660 - Fhs racing		
IDEAL LAP TIME : 53.248		BEST LAP TIME : 53.413		DIFFERENCE : 0.165		
LAP	SECTOR 1	SECTOR 2	LAP TIME	MPH	DIFF	TIME OF DAY
1 -		22.577	1:04.916	66.98	11.503	15:37:49.763
2 -	32.930	22.114	55.044	79.00	1.631	15:38:44.807
3 -	32.559	21.713	54.272	80.12	0.859	15:39:39.079
4 -	32.132	21.491	53.623 (2)	81.09	0.210	15:40:32.702
5 -	32.340	21.808	54.148	80.30	0.735	15:41:26.850
6 -	33.556	21.568	55.124	78.88	1.711	15:42:21.974
7 -	32.266	21.556	53.822	80.79	0.409	15:43:15.796
8 -	31.757	21.656	53.413 (1)	81.41		15:44:09.209
9 -	31.974	21.813	53.787 (3)	80.84	0.374	15:45:02.996

P19 68 SUP		Mark HILL		- JOE'S CARPETS, ATP RACING		
IDEAL LAP TIME : 54.292		BEST LAP TIME : 54.350		DIFFERENCE : 0.058		
LAP	SECTOR 1	SECTOR 2	LAP TIME	MPH	DIFF	TIME OF DAY
1 -		22.086	1:02.295	69.80	7.945	15:37:47.142
2 -	32.978	21.881	54.859	79.26	0.509	15:38:42.001
3 -	32.872	21.955	54.827	79.31	0.477	15:39:36.828
4 -	32.713	21.904	54.617 (2)	79.61	0.267	15:40:31.445
5 -	32.752	21.870	54.622 (3)	79.61	0.272	15:41:26.067
6 -	33.449	22.040	55.489	78.36	1.139	15:42:21.556
7 -	32.947	21.684	54.631	79.59	0.281	15:43:16.187
8 -	32.608	21.742	54.350 (1)	80.01		15:44:10.537
9 -	32.936	21.789	54.725	79.46	0.375	15:45:05.262

P20 115 SUP		James SVENSEN		Ducati MONSTER 796 -		
IDEAL LAP TIME : 54.169		BEST LAP TIME : 54.269		DIFFERENCE : 0.100		
LAP	SECTOR 1	SECTOR 2	LAP TIME	MPH	DIFF	TIME OF DAY
1 -		22.297	1:02.975	69.05	8.706	15:37:47.822
2 -	32.749	22.162	54.911	79.19	0.642	15:38:42.733
3 -	32.623	22.097	54.720	79.47	0.451	15:39:37.453
4 -	32.652	22.030	54.682	79.52	0.413	15:40:32.135
5 -	32.592	21.982	54.574	79.68	0.305	15:41:26.709
6 -	33.799	21.938	55.737	78.02	1.468	15:42:22.446
7 -	32.539	21.767	54.306 (2)	80.07	0.037	15:43:16.752
8 -	32.455	21.955	54.410 (3)	79.92	0.141	15:44:11.162
9 -	32.402	21.867	54.269 (1)	80.13		15:45:05.431

BMCRC - MRO Championships 2024 - Rnd 7 @ Brands Hatch Indy

BMCRC Thunderbike Sport & BMCRC Supertwins

RACE 12 - SECTOR ANALYSIS



SECTOR 1 = FL to I1, SECTOR 2 = I1 to FL, DIFF = Difference To Personal Best Lap, P = Crossed Finish Line in Pit Lane, D = Time Disallowed

P21 51		Paul BEESLEY		Yamaha R6 -		
IDEAL LAP TIME : 53.877		BEST LAP TIME : 54.247		DIFFERENCE : 0.370		
LAP	SECTOR 1	SECTOR 2	LAP TIME	MPH	DIFF	TIME OF DAY
1 -		22.813	1:04.637	67.27	10.390	15:37:49.484
2 -	34.311	22.493	56.804	76.55	2.557	15:38:46.288
3 -	33.336	21.531	54.867	79.25	0.620	15:39:41.155
4 -	32.677	22.017	54.694	79.50	0.447	15:40:35.849
5 -	33.022	21.663	54.685 (3)	79.52	0.438	15:41:30.534
6 -	32.346	21.901	54.247 (1)	80.16		15:42:24.781
7 -	33.010	22.051	55.061	78.97	0.814	15:43:19.842
8 -	32.871	21.951	54.822	79.32	0.575	15:44:14.664
9 -	32.776	21.888	54.664 (2)	79.55	0.417	15:45:09.328

P22 293		Leigh SMITH		Suzuki SV650 - Smiths Mechanical Support Ltd, Lamonde Autor		
IDEAL LAP TIME : 54.437		BEST LAP TIME : 54.691		DIFFERENCE : 0.254		
LAP	SECTOR 1	SECTOR 2	LAP TIME	MPH	DIFF	TIME OF DAY
1 -		22.854	1:04.023	67.92	9.332	15:37:48.870
2 -	33.637	22.309	55.946	77.72	1.255	15:38:44.816
3 -	33.113	21.858	54.971	79.10	0.280	15:39:39.787
4 -	33.707	22.351	56.058	77.57	1.367	15:40:35.845
5 -	32.820	21.995	54.815 (3)	79.33	0.124	15:41:30.660
6 -	32.946	22.126	55.072	78.96	0.381	15:42:25.732
7 -	32.693	22.073	54.766 (2)	79.40	0.075	15:43:20.498
8 -	32.579	22.112	54.691 (1)	79.51		15:44:15.189
9 -	33.501	22.653	56.154	77.44	1.463	15:45:11.343

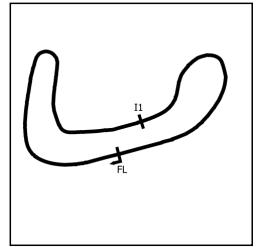
P23 127 SUP		Matthew CHAM		Kawasaki ER650 - AWO Recycling Ltd		
IDEAL LAP TIME : 54.708		BEST LAP TIME : 54.708		DIFFERENCE : 0.000		
LAP	SECTOR 1	SECTOR 2	LAP TIME	MPH	DIFF	TIME OF DAY
1 -		22.728	1:05.466	66.42	10.758	15:37:50.313
2 -	34.459	22.133	56.592	76.84	1.884	15:38:46.905
3 -	33.494	22.343	55.837	77.88	1.129	15:39:42.742
4 -	33.060	23.148	56.208	77.36	1.500	15:40:38.950
5 -	32.913	22.327	55.240 (2)	78.72	0.532	15:41:34.190
6 -	33.992	22.090	56.082	77.54	1.374	15:42:30.272
7 -	32.784	21.924	54.708 (1)	79.48		15:43:24.980
8 -	33.170	22.149	55.319 (3)	78.60	0.611	15:44:20.299

P24 14 R		George DAVIES		Suzuki SV650 - Tanya Warner		
IDEAL LAP TIME : 54.880		BEST LAP TIME : 54.946		DIFFERENCE : 0.066		
LAP	SECTOR 1	SECTOR 2	LAP TIME	MPH	DIFF	TIME OF DAY
1 -		23.524	1:06.467	65.42	11.521	15:37:51.314
2 -	33.868	22.168	56.036	77.60	1.090	15:38:47.350
3 -	33.597	22.781	56.378	77.13	1.432	15:39:43.728
4 -	33.420	22.353	55.773	77.96	0.827	15:40:39.501
5 -	32.781	22.190	54.971 (2)	79.10	0.025	15:41:34.472
6 -	33.079	22.435	55.514 (3)	78.33	0.568	15:42:29.986
7 -	32.712	22.234	54.946 (1)	79.14		15:43:24.932
8 -	33.388	22.275	55.663	78.12	0.717	15:44:20.595

BMCRC - MRO Championships 2024 - Rnd 7 @ Brands Hatch Indy

BMCRC Thunderbike Sport & BMCRC Supertwins

RACE 12 - SECTOR ANALYSIS



SECTOR 1 = FL to I1, SECTOR 2 = I1 to FL, DIFF = Difference To Personal Best Lap, P = Crossed Finish Line in Pit Lane, D = Time Disallowed

P25 75 R		Tom SVENSEN		Suzuki SV650 - Team TSR - HCL Car sales			
IDEAL LAP TIME : 55.229		BEST LAP TIME : 55.263		DIFFERENCE : 0.034			
LAP	SECTOR 1	SECTOR 2	LAP TIME	MPH	DIFF	TIME OF DAY	
1 -		23.252	1:04.843	67.06	9.580	15:37:49.690	
2 -	34.582	22.787	57.369	75.80	2.106	15:38:47.059	
3 -	33.793	22.918	56.711	76.68	1.448	15:39:43.770	
4 -	33.915	22.784	56.699	76.69	1.436	15:40:40.469	
5 -	33.189	22.756	55.945	77.72	0.682	15:41:36.414	
6 -	33.429	22.454	55.883 (3)	77.81	0.620	15:42:32.297	
7 -	32.894	22.403	55.297 (2)	78.64	0.034	15:43:27.594	
8 -	32.928	22.335	55.263 (1)	78.68		15:44:22.857	

P26 55 R		Magnus MANSON-CHUBB		Yamaha R6 -			
IDEAL LAP TIME : 55.946		BEST LAP TIME : 56.078		DIFFERENCE : 0.132			
LAP	SECTOR 1	SECTOR 2	LAP TIME	MPH	DIFF	TIME OF DAY	
1 -		22.860	1:04.396	67.52	8.318	15:37:49.243	
2 -	34.438	22.543	56.981	76.31	0.903	15:38:46.224	
3 -	34.438	22.524	56.962	76.34	0.884	15:39:43.186	
4 -	34.336	22.446	56.782	76.58	0.704	15:40:39.968	
5 -	33.511	22.567	56.078 (1)	77.54		15:41:36.046	
6 -	34.204	22.498	56.702	76.69	0.624	15:42:32.748	
7 -	33.926	22.452	56.378 (2)	77.13	0.300	15:43:29.126	
8 -	34.198	22.435	56.633 (3)	76.78	0.555	15:44:25.759	

P27 137		Colin McPHERSON		Yamaha R6 -			
IDEAL LAP TIME : 56.138		BEST LAP TIME : 56.333		DIFFERENCE : 0.195			
LAP	SECTOR 1	SECTOR 2	LAP TIME	MPH	DIFF	TIME OF DAY	
1 -		22.789	1:05.581	66.30	9.248	15:37:50.428	
2 -	35.011	22.406	57.417	75.73	1.084	15:38:47.845	
3 -	33.732	22.730	56.462 (2)	77.01	0.129	15:39:44.307	
4 -	33.807	22.746	56.553 (3)	76.89	0.220	15:40:40.860	
5 -	33.887	22.446	56.333 (1)	77.19		15:41:37.193	
6 -	34.234	22.678	56.912	76.40	0.579	15:42:34.105	
7 -	34.145	22.846	56.991	76.30	0.658	15:43:31.096	
8 -	34.241	22.658	56.899	76.42	0.566	15:44:27.995	

P28 40 SUP		Simon WILKINSON		Suzuki SV650 - K&Q, HM Racing, Titan-x			
IDEAL LAP TIME : 55.994		BEST LAP TIME : 55.994		DIFFERENCE : 0.000			
LAP	SECTOR 1	SECTOR 2	LAP TIME	MPH	DIFF	TIME OF DAY	
1 -		23.929	1:07.396	64.52	11.402	15:37:52.243	
2 -	35.484	22.737	58.221	74.69	2.227	15:38:50.464	
3 -	34.264	22.607	56.871	76.46	0.877	15:39:47.335	
4 -	34.738	22.768	57.506	75.62	1.512	15:40:44.841	
5 -	33.690	22.304	55.994 (1)	77.66		15:41:40.835	
6 -	34.266	22.752	57.018	76.26	1.024	15:42:37.853	
7 -	33.992	22.436	56.428 (2)	77.06	0.434	15:43:34.281	
8 -	34.090	22.692	56.782 (3)	76.58	0.788	15:44:31.063	

P29 402 R		Kaine FARR		Suzuki GSXR - The Elms B&B Snetterton			
IDEAL LAP TIME : 56.143		BEST LAP TIME : 56.348		DIFFERENCE : 0.205			
LAP	SECTOR 1	SECTOR 2	LAP TIME	MPH	DIFF	TIME OF DAY	
1 -		23.519	1:06.946	64.95	10.598	15:37:51.793	
2 -	35.077	22.892	57.969	75.01	1.621	15:38:49.762	
3 -	34.409	22.972	57.381	75.78	1.033	15:39:47.143	
4 -	35.107	22.767	57.874	75.13	1.526	15:40:45.017	
5 -	34.461	22.414	56.875	76.45	0.527	15:41:41.892	
6 -	34.266	22.479	56.745 (3)	76.63	0.397	15:42:38.637	
7 -	34.068	22.429	56.497 (2)	76.97	0.149	15:43:35.134	
8 -	34.273	22.075	56.348 (1)	77.17		15:44:31.482	

BMCRC - MRO Championships 2024 - Rnd 7 @ Brands Hatch Indy

BMCRC Thunderbike Sport & BMCRC Supertwins

RACE 12 - SECTOR ANALYSIS



SECTOR 1 = FL to I1, SECTOR 2 = I1 to FL, DIFF = Difference To Personal Best Lap, P = Crossed Finish Line in Pit Lane, D = Time Disallowed

P30	89 R	Daryl SKINNS	Suzuki GSXR 750 - Indoor Climate Systems UK LTD			
IDEAL LAP TIME : 57.124		BEST LAP TIME : 57.393	DIFFERENCE : 0.269			

LAP	SECTOR 1	SECTOR 2	LAP TIME	MPH	DIFF	TIME OF DAY
1 -		23.783	1:07.970	63.97	10.577	15:37:52.817
2 -	35.264	22.836	58.100	74.84	0.707	15:38:50.917
3 -	35.249	22.955	58.204	74.71	0.811	15:39:49.121
4 -	34.532	22.861	57.393 (1)	75.76		15:40:46.514
5 -	34.300	23.094	57.394 (2)	75.76	0.001	15:41:43.908
6 -	35.583	23.251	58.834	73.91	1.441	15:42:42.742
7 -	35.163	23.029	58.192	74.72	0.799	15:43:40.934
8 -	34.886	22.824	57.710 (3)	75.35	0.317	15:44:38.644

P31	341 SUP	Tony MANSFORD	Suzuki SV650 - R.B Plumbing & Heating			
IDEAL LAP TIME : 1:00.656		BEST LAP TIME : 1:00.872	DIFFERENCE : 0.216			

LAP	SECTOR 1	SECTOR 2	LAP TIME	MPH	DIFF	TIME OF DAY
1 -		24.468	1:09.389	62.66	8.517	15:37:54.236
2 -	36.411	24.468	1:00.879 (2)	71.43	0.007	15:38:55.115
3 -	36.507	25.035	1:01.542	70.66	0.670	15:39:56.657
4 -	36.465	24.790	1:01.255	70.99	0.383	15:40:57.912
5 -	36.188	24.684	1:00.872 (1)	71.43		15:41:58.784
6 -	36.765	24.736	1:01.501	70.70	0.629	15:43:00.285
7 -	36.565	24.972	1:01.537	70.66	0.665	15:44:01.822
8 -	36.479	24.670	1:01.149 (3)	71.11	0.277	15:45:02.971

P32	5 R	Logan STONE	Yamaha R6 -			
IDEAL LAP TIME : 51.675		BEST LAP TIME : 51.829	DIFFERENCE : 0.154			

LAP	SECTOR 1	SECTOR 2	LAP TIME	MPH	DIFF	TIME OF DAY
1 -		34.284	1:11.283	61.00	19.454	15:37:56.130
2 -	33.481	20.984	54.465	79.84	2.636	15:38:50.595
3 -	30.790	21.039	51.829 (1)	83.90		15:39:42.424
4 -	31.358	21.325	52.683 (3)	82.54	0.854	15:40:35.107
5 -	31.236	20.885	52.121 (2)	83.43	0.292	15:41:27.228

BMCRC - MRO Championships 2024 - Rnd 7 @ Brands Hatch Indy

BMCRC Thunderbike Sport & BMCRC Supertwins

RACE 12 - BEST SECTORS

SECTOR 1				SECTOR 2				IDEAL / BEST COMPARISON				
POS	NO	NAME	TIME	NO	NAME	TIME	POS	NO	NAME	IDEAL	BEST	DIFF
									PERFECT LAP	49.373		
1	47	SEABRIGHT	29.392	47	SEABRIGHT	19.981	1	47	SEABRIGHT	49.373	49.373	0.000
2	711	HARDY	29.637	711	HARDY	20.081	2	711	HARDY	49.718	49.857	0.139
3	11	HARVEY	30.007	11	HARVEY	20.287	3	11	HARVEY	50.294	50.431	0.137
4	1	WETHERELL	30.062	1	WETHERELL	20.290	4	1	WETHERELL	50.352	50.410	0.058
5	17	DOWNES	30.319	17	DOWNES	20.454	5	17	DOWNES	50.773	50.820	0.047
6	5	STONE	30.790	69	RUSSO	20.507	6	69	RUSSO	51.355	51.371	0.016
7	69	RUSSO	30.848	5	STONE	20.885	7	5	STONE	51.675	51.829	0.154
8	3	ARBON	31.150	27	BROWN	20.909	8	7	TAYLOR	52.274	52.274	0.000
9	97	MANN *	31.264	191	BEDFORD	20.922	9	3	ARBON	52.289	52.423	0.134
10	7	TAYLOR	31.322	7	TAYLOR	20.952	10	191	BEDFORD	52.324	52.324	0.000
11	48	WALLIS	31.367	42	CARSON	21.017	11	42	CARSON	52.388	52.388	0.000
12	42	CARSON	31.371	3	ARBON	21.139	12	27	BROWN	52.392	52.393	0.001
13	191	BEDFORD	31.402	48	WALLIS	21.180	13	97	MANN *	52.484	52.530	0.046
14	81	MAY	31.434	97	MANN *	21.220	14	48	WALLIS	52.547	52.547	0.000
15	27	BROWN	31.483	77	WHITE	21.235	15	81	MAY	52.717	52.824	0.107
16	77	WHITE	31.722	81	MAY	21.283	16	77	WHITE	52.957	52.994	0.037
17	45	QUINCE	31.757	45	QUINCE	21.491	17	45	QUINCE	53.248	53.413	0.165
18	606	BRYANT	31.765	100	HOWTON	21.508	18	606	BRYANT	53.329	53.329	0.000
19	100	HOWTON	31.884	51	BEESLEY	21.531	19	100	HOWTON	53.392	53.434	0.042
20	51	BEESLEY	32.346	606	BRYANT	21.564	20	51	BEESLEY	53.877	54.247	0.370
21	115	SVENSEN	32.402	68	HILL	21.684	21	115	SVENSEN	54.169	54.269	0.100
22	293	SMITH	32.579	115	SVENSEN	21.767	22	68	HILL	54.292	54.350	0.058
23	68	HILL	32.608	293	SMITH	21.858	23	293	SMITH	54.437	54.691	0.254
24	14	DAVIES	32.712	127	CHAM	21.924	24	127	CHAM	54.708	54.708	0.000
25	127	CHAM	32.784	402	FARR	22.075	25	14	DAVIES	54.880	54.946	0.066
26	75	SVENSEN	32.894	14	DAVIES	22.168	26	75	SVENSEN	55.229	55.263	0.034
27	55	MANSON-CHUBB	33.511	40	WILKINSON	22.304	27	55	MANSON-CHUBB	55.946	56.078	0.132
28	40	WILKINSON	33.690	75	SVENSEN	22.335	28	40	WILKINSON	55.994	55.994	0.000
29	137	McPHERSON	33.732	137	McPHERSON	22.406	29	137	McPHERSON	56.138	56.333	0.195
30	402	FARR	34.068	55	MANSON-CHUBB	22.435	30	402	FARR	56.143	56.348	0.205
31	89	SKINNS	34.300	89	SKINNS	22.824	31	89	SKINNS	57.124	57.393	0.269
32	341	MANSFORD	36.188	341	MANSFORD	24.468	32	341	MANSFORD	1:00.656	1:00.872	0.216

BMCRC - MRO Championships 2024 - Rnd 7 @ Brands Hatch Indy

BMCRC Thunderbike Sport & BMCRC Supertwins

RACE 12 - STATISTICS

Competitors Started 32
Planned Start 2024-09-21 @ 14:30:00.000
Actual Start 2024-09-21 @ 15:36:44.846
Finish Time 2024-09-21 @ 15:44:19.567
Track Length 1.2079mi.
Total Laps 275
Total Distance Covered 332.1850mi.

Session Fastest Lap History

NO	CL	NAME	LAP TIME	TIME OF DAY	LAP	VEHICLE
47	SUP	Fenton SEABRIGHT	49.860	15:38:29.746	2	Ducati NRR1000EVO
47	SUP	Fenton SEABRIGHT	49.650	15:39:19.396	3	Ducati NRR1000EVO
47	SUP	Fenton SEABRIGHT	49.481	15:40:58.895	5	Ducati NRR1000EVO
47	SUP	Fenton SEABRIGHT	49.373	15:41:48.268	6	Ducati NRR1000EVO

Session Leader History

NO	CL	NAME	FROM LAP	LAPS LED	DISTANCE	VEHICLE
47	SUP	Fenton SEABRIGHT	1	9	10.87 miles	Ducati NRR1000EVO

Flag History

TYPE	TIME OF DAY
GREEN	15:36:44.846
FINISH	15:44:19.567

Flag Statistics

TYPE	COUNT	TOTAL LAPS	TOTAL TIME
Green	1	9	8:33.371
Red	0	0	0.000
Safety Car	0	0	0.000
FCY	0	0	0.000

BMCRC - MRO Championships 2024 - Rnd 7 @ Brands Hatch Indy

BMCRC Thunderbike Sport & BMCRC Supertwins

RACE 12 - STATISTICS

CLASS :

9 Starters

Fastest Lap History

NO	NAME	LAP TIME	TIME OF DAY	LAP	VEHICLE
1	Matt WETHERELL	50.952	15:38:31.941	2	Suzuki GSXR 600
1	Matt WETHERELL	50.651	15:39:22.592	3	Suzuki GSXR 600
11	Josh HARVEY	50.431	15:40:14.040	4	Yamaha R6
1	Matt WETHERELL	50.410	15:44:28.398	9	Suzuki GSXR 600

Leader History

NO	NAME	FROM LAP	LAPS LED	DISTANCE	VEHICLE
1	Matt WETHERELL	1	4	4.83 miles	Suzuki GSXR 600
11	Josh HARVEY	5	4	4.83 miles	Yamaha R6
1	Matt WETHERELL	9	1	1.20 miles	Suzuki GSXR 600

BMCRC - MRO Championships 2024 - Rnd 7 @ Brands Hatch Indy

BMCRC Thunderbike Sport & BMCRC Supertwins

RACE 12 - STATISTICS

CLASS : R

7 Starters

Fastest Lap History

NO	NAME	LAP TIME	TIME OF DAY	LAP	VEHICLE
7	Darren TAYLOR	52.855	15:38:36.182	2	Kawasaki ZX6R
7	Darren TAYLOR	52.274	15:39:28.456	3	Kawasaki ZX6R
5	Logan STONE	51.829	15:39:42.424	3	Yamaha R6

Leader History

NO	NAME	FROM LAP	LAPS LED	DISTANCE	VEHICLE
7	Darren TAYLOR	1	9	10.87 miles	Kawasaki ZX6R

BMCRC - MRO Championships 2024 - Rnd 7 @ Brands Hatch Indy

BMCRC Thunderbike Sport & BMCRC Supertwins

RACE 12 - STATISTICS

CLASS : SUP

16 Starters

Fastest Lap History

NO	NAME	LAP TIME	TIME OF DAY	LAP	VEHICLE
47	Fenton SEABRIGHT	49.860	15:38:29.746	2	Ducati NRR1000EVO
47	Fenton SEABRIGHT	49.650	15:39:19.396	3	Ducati NRR1000EVO
47	Fenton SEABRIGHT	49.481	15:40:58.895	5	Ducati NRR1000EVO
47	Fenton SEABRIGHT	49.373	15:41:48.268	6	Ducati NRR1000EVO

Leader History

NO	NAME	FROM LAP	LAPS LED	DISTANCE	VEHICLE
47	Fenton SEABRIGHT	1	9	10.87 miles	Ducati NRR1000EVO



BMCRC - MRO Championships 2024 - Rnd 7 @ Brands Hatch Indy

BMCRC Thunderbike Sport & BMCRC Supertwins

RACE 2 - GRID (12 Laps)

ROW 13			37	15	Daniel MERCER						
ROW 12	36	111	Jake DONKERSLEY	35	21	Toby FINNIS	34	169	Jack GRIFFITHS		
ROW 11			33	511	William BARRETT	32	341	Tony MANSFORD	31	89	Daryl SKINNS
ROW 10	30	402	Kaine FARR	29	137	Colin McPHERSON	28	55	Magnus MANSON-CHUBB		
ROW 9			27	40	Simon WILKINSON	26	75	Tom SVENSEN	25	14	George DAVIES
ROW 8	24	127	Matthew CHAM	23	293	Leigh SMITH	22	68	Mark HILL		
ROW 7			21	115	James SVENSEN	20	51	Paul BEESLEY	19	100	Craig HOWTON
ROW 6	18	45	Terence QUINCE	17	606	Robert BRYANT	16	77	Joe WHITE		
ROW 5			15	81	Malvern MAY	14	48	Shaun WALLIS	13	97	Alex MANN *
ROW 4	12	3	Oliver ARBON	11	27	Ben BROWN	10	42	Adam CARSON		
ROW 3			9	191	Thomas BEDFORD	8	7	Darren TAYLOR	7	5	Logan STONE
ROW 2	6	69	Tony RUSSO	5	17	Tommy DOWNES	4	11	Josh HARVEY		
ROW 1			3	1	Matt WETHERELL	2	711	Maximus HARDY	1	47	Fenton SEABRIGHT

Pole



These results are provisional until the conclusion of any judicial and technical matters.

Brands Hatch Indy: 1.2079 miles

Clerk Of Course:	Stewards:	Timekeeper: Richard Evans	
------------------	-----------	---------------------------	--

Results can be found at www.tsl-timing.com

Printed - 15:51 Saturday, 21 September 2024





BMCRC - MRO Championships 2024 - Rnd 7 @ Brands Hatch Indy

BMCRC Thunderbike Sport & BMCRC Supertwins

RACE 2 - CLASSIFICATION

Race Distance: 12 Laps / 14.49 miles

POS	NO	CL	PIC	NAME	ENTRY	LAPS	TIME	GAP	DIFF	MPH	BEST	ON	GRD	↑↓
1	47	SUP	1	Fenton SEABRIGHT	Aprilia RS660 - FHS Racing	12	11:01.905			78.83	53.628	11	1	0
2	17	SUP	2	Tommy DOWNES	Yamaha R7 - Moto 46	12	11:20.209	18.304	18.304	76.71	55.304	11	5	3
3	711	SUP	3	Maximus HARDY	Triumph - Dad	12	11:22.703	20.798	2.494	76.43	55.559	7	2	-1
4	42		1	Adam CARSON	Honda CBR600 F3 - Allspeed exhausts, stink wheels	12	11:31.739	29.834	9.036	75.43	55.628	11	10	6
5	11		2	Josh HARVEY	Yamaha R6 - NR Racing	12	11:36.621	34.716	4.882	74.90	56.278	11	4	-1
6	1		3	Matt WETHERELL	Suzuki GSXR 600 - Lamonde Racing	12	11:36.678	34.773	0.057	74.90	56.455	12	3	-3
7	5	R	1	Logan STONE	Yamaha R6 -	12	11:37.175	35.270	0.497	74.84	56.805	8	7	0
8	97	SUP	4	Alex MANN *	Kawasaki ER6N -	12	11:38.244	36.339	1.069	74.73	56.472	11	13	5
9	27	SUP	5	Ben BROWN	Yamaha R7 - Hunts Motorcycles	12	11:45.343	43.438	7.099	73.98	57.356	8	11	2
10	606	SUP	6	Robert BRYANT	Suzuki SV650 - R.B Plumbing & Heating	12	11:46.071	44.166	0.728	73.90	56.815	10	17	7
11	7*	R	2	Darren TAYLOR	Kawasaki ZX6R - Watton Auto Centre. Market Cross Cafe Sv	11	11:00.810	1 Lap	1 Lap	72.38	57.115	10	8	-3
12	55	R	3	Magnus MANSON-CHUBB	Yamaha R6 -	11	11:01.236	1 Lap	0.426	72.34	57.676	11	28	16
13	3	SUP	7	Oliver ARBON	Aprilia RS660 - TT Plumbing & Heating	11	11:02.905	1 Lap	1.669	72.15	57.280	10	12	-1
14	68	SUP	8	Mark HILL	Ducati NRR1000EVO - Mhp exhausts, Knight RR	11	11:03.497	1 Lap	0.592	72.09	57.616	10	22	8
15	100	SUP	9	Craig HOWTON	Kawasaki ER6N - ME	11	11:03.840	1 Lap	0.343	72.05	58.268	9	19	4
16	81	SUP	10	Malvern MAY	Aprilia RS660 - IMP Racing	11	11:04.004	1 Lap	0.164	72.03	58.027	9	15	-1
17	77		4	Joe WHITE	Suzuki GSXR 600 MAIN - The Race Shack /Just In Graphics	11	11:18.223	1 Lap	14.219	70.52	59.042	11	16	-1
18	75	R	4	Tom SVENSEN	Suzuki SV650 - Team TSR - HCL Car sales	11	11:20.333	1 Lap	2.110	70.31	59.846	6	26	8
19	40	SUP	11	Simon WILKINSON	Suzuki SV650 -	11	11:20.954	1 Lap	0.621	70.24	59.166	11	27	8
20	51		5	Paul BEESLEY	Yamaha R6 -	11	11:21.453	1 Lap	0.499	70.19	58.547	11	20	0
21	48		6	Shaun WALLIS	Yamaha R6 (W) - MBC Despatch Racing	11	11:22.690	1 Lap	1.237	70.06	59.789	8	14	-7
22	115	SUP	12	James SVENSEN	Suzuki SV650S -	11	11:33.897	1 Lap	11.207	68.93	1:00.308	10	21	-1
23	137		7	Colin McPHERSON	Yamaha R6 -	11	11:47.604	1 Lap	13.707	67.60	1:01.664	10	29	6
24	402	R	5	Kaine FARR	Suzuki GSXR - The Elms B&B Snetterton	11	11:47.643	1 Lap	0.039	67.59	1:01.424	11	30	6
25	15		8	Daniel MERCER	Yamaha R6 - Merc&Co Racing, Apex2Apex promotions, Elec	11	11:54.878	1 Lap	7.235	66.91	1:02.257	8	37	12
26	14	R	6	George DAVIES	Suzuki SV650 - Tanya Warner	10	11:03.764	2 Laps	1 Lap	65.51	1:04.704	10	25	-1
27	89	R	7	Daryl SKINNS	Suzuki GSXR 750 - Indoor Climate Systems UK LTD	10	11:35.650	2 Laps	31.886	62.51	1:06.089	10	31	4

NOT CLASSIFIED

DNF	69			Tony RUSSO	Yamaha R6 - Wymark Lubricants	4	4:02.858	8 Laps	6 Laps	71.62	57.896	4	6	
DNF	45	SUP		Terence QUINCE	Suzuki SV650 - K&Q, HM Racing, Titan-x	3	3:15.220	9 Laps	1 Lap	66.82	1:02.236	3	18	

NOT STARTED

NS	169	SUP		Jack GRIFFITHS	Suzuki SV650 - Joes Carpets. ATP Racing									34
----	-----	-----	--	----------------	---	--	--	--	--	--	--	--	--	----

FASTEST LAP

47	SUP			Fenton SEABRIGHT	Aprilia RS660 - FHS Racing	11	53.628		81.08 mph		130.49 kph			
42				Adam CARSON	Honda CBR600 F3 - Allspeed exhausts, stink wheels	11	55.628		78.17 mph		125.80 kph			
5	R			Logan STONE	Yamaha R6 -	8	56.805		76.55 mph		123.20 kph			

Comments:

#7 - No working transponder, please fix for your next race.

Class SUP - 92.5% of Race Speed = 72.91 mph

Class - 92.5% of Race Speed = 69.77 mph

Class R - 92.5% of Race Speed = 69.22 mph

Weather / Track : Cloudy / Drying

These results are provisional until the conclusion of any judicial and technical matters.

Date: 22/09/2024 Start: 10:53 Finish: 11:04

Brands Hatch Indy: 1.2079 miles

Clerk Of Course:	Stewards:	Timekeeper: Richard Evans	
------------------	-----------	---------------------------	--

Results can be found at www.tsl-timing.com

Printed - 11:11 Sunday, 22 September 2024



BMCRRC - MRO Championships 2024 - Rnd 7 @ Brands Hatch Indy

BMCRRC Thunderbike Sport & BMCRRC Supertwins

RACE 2 - LAP CHART

LAP 1 @ 10:54:38.653 table with columns NO, BEHIND, LAP TIME and rows for various rider numbers and their lap times.

LAP 2 @ 10:55:33.905 table with columns NO, BEHIND, LAP TIME and rows for various rider numbers and their lap times.

LAP 3 @ 10:56:29.270 table with columns NO, BEHIND, LAP TIME and rows for various rider numbers and their lap times.

LAP 4 @ 10:57:23.766 table with columns NO, BEHIND, LAP TIME and rows for various rider numbers and their lap times.

LAP 5 @ 10:58:18.435 table with columns NO, BEHIND, LAP TIME and rows for various rider numbers and their lap times.

LAP 6 @ 10:59:14.217 table with columns NO, BEHIND, LAP TIME and rows for various rider numbers and their lap times.

LAP 7 @ 11:00:08.526 table with columns NO, BEHIND, LAP TIME and rows for various rider numbers and their lap times.

LAP 8 @ 11:01:02.435 table with columns NO, BEHIND, LAP TIME and rows for various rider numbers and their lap times.

LAP 9 @ 11:01:57.541 table with columns NO, BEHIND, LAP TIME and rows for various rider numbers and their lap times.

LAP 10 @ 11:02:51.357 table with columns NO, BEHIND, LAP TIME and rows for various rider numbers and their lap times.

LAP 11 @ 11:03:44.985 table with columns NO, BEHIND, LAP TIME and rows for various rider numbers and their lap times.

Weather / Track : Cloudy / Drying

Brands Hatch Indy: 1.2079 miles Date: 22/09/2024 Start: 10:53 Finish: 11:04

BMCRC - MRO Championships 2024 - Rnd 7 @ Brands Hatch Indy

BMCRC Thunderbike Sport & BMCRC Supertwins

RACE 2 - LAP CHART

LAP 12 @ 11:04:40.425

NO	BEHIND	LAP TIME
47		55.440
3	1 Lap	58.190
68	1 Lap	59.218
14	2 Laps	1:04.704
100	1 Lap	58.300
81	1 Lap	58.137
77	1 Lap	59.042
17	18.304	55.525
75	1 Lap	1:00.318
40	1 Lap	59.166
51	1 Lap	58.547
48	1 Lap	59.821
711	20.798	57.464
42	29.834	57.557
115	1 Lap	1:01.836
89	2 Laps	1:06.089
11	34.716	56.481
1	34.773	56.455
5	35.270	56.847
97	36.339	57.517
27	43.438	58.490
606	44.166	57.934
137	1 Lap	1:02.209
402	1 Lap	1:01.424
15	1 Lap	1:04.144

BMCRC - MRO Championships 2024 - Rnd 7 @ Brands Hatch Indy

BMCRC Thunderbike Sport & BMCRC Supertwins

RACE 2 - POSITION CHART

No	Name	Lap													
		Pos	1	2	3	4	5	6	7	8	9	10	11	12	
47	SEABRIGHT	1	47	47	47	47	47	47	47	47	47	47	47	47	47
711	HARDY	2	17	17	17	17	17	17	17	17	711	711	17	17	
1	WETHERELL	3	711	711	711	711	711	711	711	711	17	17	711	711	
11	HARVEY	4	1	1	5	5	5	42	42	42	42	42	42	42	
17	DOWNES	5	5	5	1	1	1	1	1	1	1	1	11	11	
69	RUSSO	6	97	97	97	97	42	5	5	5	5	5	1	1	
5	STONE	7	11	42	42	42	97	97	97	97	11	11	5	5	
7	TAYLOR	8	42	11	11	11	11	11	11	11	97	97	97	97	
42	CARSON	9	7	27	27	27	27	27	27	27	27	27	27	27	
27	BROWN	10	27	69	606	606	606	606	606	606	606	606	606	606	606
3	ARBON	11	69	606	69	69	7	7	55	55	7	7	7	7	
97	MANN *	12	606	7	7	7	55	55	7	7	55	55	55	55	
48	WALLIS	13	3	3	3	81	81	100	100	100	68	68	3	3	
81	MAY	14	81	81	100	55	100	81	81	68	100	3	68	68	
77	WHITE	15	100	100	81	3	3	3	3	81	81	100	100	100	
606	BRYANT	16	48	55	55	100	68	68	68	3	3	81	81	81	
45	QUINCE	17	55	68	68	68	77	77	77	77	77	77	77	77	
100	HOWTON	18	45	48	48	77	48	75	75	75	75	75	75	75	
51	BEESELEY	19	77	45	77	48	75	48	48	48	48	40	40	40	
115	SVENSEN	20	68	77	45	75	51	51	51	51	40	48	51	51	
68	HILL	21	75	75	75	51	40	40	40	40	51	51	48	48	
14	DAVIES	22	115	51	51	40	115	115	115	115	115	115	115	115	
75	SVENSEN	23	51	115	40	115	137	137	137	137	137	137	137	137	
40	WILKINSON	24	40	40	115	137	402	402	402	402	402	402	402	402	
55	MANSON-CHUBB	25	402	137	137	14	15	15	15	15	15	15	15	15	
137	McPHERSON	26	137	402	14	402	14	14	14	14	14	14	14	14	
402	FARR	27	14	14	15	15	89	89	89	89	89	89	89	89	
89	SKINNS	28	15	15	402	89									
169	GRIFFITHS	29	89	89	89										
15	MERCER	30													

BMCRC - MRO Championships 2024 - Rnd 7 @ Brands Hatch Indy

BMCRC Thunderbike Sport & BMCRC Supertwins

RACE 2 - BEST SECTORS

SECTOR 1			SECTOR 2			IDEAL / BEST COMPARISON						
POS	NO	NAME	TIME	NO	NAME	TIME	POS	NO	NAME	IDEAL	BEST	DIFF
									PERFECT LAP	53.628		
1	47	SEABRIGHT	31.989	47	SEABRIGHT	21.639	1	47	SEABRIGHT	53.628	53.628	0.000
2	711	HARDY	33.004	17	DOWNES	22.243	2	17	DOWNES	55.254	55.304	0.050
3	17	DOWNES	33.011	5	STONE	22.285	3	711	HARDY	55.523	55.559	0.036
4	42	CARSON	33.219	42	CARSON	22.381	4	42	CARSON	55.600	55.628	0.028
5	11	HARVEY	33.411	11	HARVEY	22.426	5	11	HARVEY	55.837	56.278	0.441
6	1	WETHERELL	33.654	711	HARDY	22.519	6	1	WETHERELL	56.455	56.455	0.000
7	97	MANN *	33.886	97	MANN *	22.586	7	97	MANN *	56.472	56.472	0.000
8	606	BRYANT	33.978	27	BROWN	22.742	8	5	STONE	56.647	56.805	0.158
9	3	ARBON	34.095	55	MANSON-CHUBB	22.777	9	606	BRYANT	56.815	56.815	0.000
10	68	HILL	34.351	1	WETHERELL	22.801	10	3	ARBON	57.069	57.280	0.211
11	5	STONE	34.362	606	BRYANT	22.837	11	68	HILL	57.276	57.616	0.340
12	69	RUSSO	34.470	68	HILL	22.925	12	27	BROWN	57.324	57.356	0.032
13	51	BEESLEY	34.482	81	MAY	22.957	13	69	RUSSO	57.446	57.896	0.450
14	27	BROWN	34.582	3	ARBON	22.974	14	55	MANSON-CHUBB	57.673	57.676	0.003
15	100	HOWTON	34.686	69	RUSSO	22.976	15	81	MAY	58.027	58.027	0.000
16	55	MANSON-CHUBB	34.896	100	HOWTON	23.447	16	100	HOWTON	58.133	58.268	0.135
17	81	MAY	35.070	77	WHITE	23.479	17	51	BEESLEY	58.256	58.547	0.291
18	75	SVENSEN	35.444	40	WILKINSON	23.479	18	40	WILKINSON	58.967	59.166	0.199
19	40	WILKINSON	35.488	51	BEESLEY	23.774	19	77	WHITE	59.042	59.042	0.000
20	77	WHITE	35.563	48	WALLIS	23.894	20	75	SVENSEN	59.396	59.846	0.450
21	48	WALLIS	35.718	75	SVENSEN	23.952	21	48	WALLIS	59.612	59.789	0.177
22	115	SVENSEN	36.248	115	SVENSEN	24.060	22	115	SVENSEN	1:00.308	1:00.308	0.000
23	402	FARR	36.938	402	FARR	24.246	23	402	FARR	1:01.184	1:01.424	0.240
24	137	McPHERSON	37.073	45	QUINCE	24.535	24	137	McPHERSON	1:01.664	1:01.664	0.000
25	15	MERCER	37.074	137	McPHERSON	24.591	25	15	MERCER	1:02.055	1:02.257	0.202
26	45	QUINCE	37.701	15	MERCER	24.981	26	45	QUINCE	1:02.236	1:02.236	0.000
27	14	DAVIES	38.564	14	DAVIES	25.842	27	14	DAVIES	1:04.406	1:04.704	0.298
28	89	SKINNS	39.977	89	SKINNS	26.112	28	89	SKINNS	1:06.089	1:06.089	0.000
29							29	7	TAYLOR		57.115	

BMCRC - MRO Championships 2024 - Rnd 7 @ Brands Hatch Indy

BMCRC Thunderbike Sport & BMCRC Supertwins

RACE 2 - SECTOR ANALYSIS



SECTOR 1 = FL to I1, SECTOR 2 = I1 to FL, DIFF = Difference To Personal Best Lap, P = Crossed Finish Line in Pit Lane, D = Time Disallowed

P1 47 SUP Fenton SEABRIGHT		Aprilia RS660 - FHS Racing				
IDEAL LAP TIME : 53.628		BEST LAP TIME : 53.628		DIFFERENCE : 0.000		
LAP	SECTOR 1	SECTOR 2	LAP TIME	MPH	DIFF	TIME OF DAY
1 -		22.500	1:00.133	72.31	6.505	10:54:38.653
2 -	33.042	22.210	55.252	78.70	1.624	10:55:33.905
3 -	33.046	22.319	55.365	78.54	1.737	10:56:29.270
4 -	32.569	21.927	54.496	79.79	0.868	10:57:23.766
5 -	32.670	21.999	54.669	79.54	1.041	10:58:18.435
6 -	32.297	23.485	55.782	77.95	2.154	10:59:14.217
7 -	32.571	21.738	54.309	80.07	0.681	11:00:08.526
8 -	32.164	21.745	53.909 (3)	80.66	0.281	11:01:02.435
9 -	32.870	22.236	55.106	78.91	1.478	11:01:57.541
10 -	32.078	21.738	53.816 (2)	80.80	0.188	11:02:51.357
11 -	31.989	21.639	53.628 (1)	81.08		11:03:44.985
12 -	32.700	22.740	55.440	78.43	1.812	11:04:40.425

P2 17 SUP Tommy DOWNES		Yamaha R7 - Moto 46				
IDEAL LAP TIME : 55.254		BEST LAP TIME : 55.304		DIFFERENCE : 0.050		
LAP	SECTOR 1	SECTOR 2	LAP TIME	MPH	DIFF	TIME OF DAY
1 -		23.134	1:01.767	70.40	6.463	10:54:40.287
2 -	33.997	22.809	56.806	76.55	1.502	10:55:37.093
3 -	33.441	22.573	56.014	77.63	0.710	10:56:33.107
4 -	33.762	22.824	56.586	76.84	1.282	10:57:29.693
5 -	33.827	22.942	56.769	76.60	1.465	10:58:26.462
6 -	33.911	22.744	56.655	76.75	1.351	10:59:23.117
7 -	33.240	22.765	56.005	77.64	0.701	11:00:19.122
8 -	33.973	23.009	56.982	76.31	1.678	11:01:16.104
9 -	33.227	22.912	56.139	77.46	0.835	11:02:12.243
10 -	33.392	22.265	55.657 (3)	78.13	0.353	11:03:07.900
11 -	33.061	22.243	55.304 (1)	78.63		11:04:03.204
12 -	33.011	22.514	55.525 (2)	78.31	0.221	11:04:58.729

P3 711 SUP Maximus HARDY		Triumph - Dad				
IDEAL LAP TIME : 55.523		BEST LAP TIME : 55.559		DIFFERENCE : 0.036		
LAP	SECTOR 1	SECTOR 2	LAP TIME	MPH	DIFF	TIME OF DAY
1 -		23.664	1:02.240	69.86	6.681	10:54:40.760
2 -	34.421	23.060	57.481	75.65	1.922	10:55:38.241
3 -	34.165	22.865	57.030	76.25	1.471	10:56:35.271
4 -	33.593	22.833	56.426	77.06	0.867	10:57:31.697
5 -	33.469	22.962	56.431	77.06	0.872	10:58:28.128
6 -	33.123	22.689	55.812	77.91	0.253	10:59:23.940
7 -	33.040	22.519	55.559 (1)	78.27		11:00:19.499
8 -	33.827	23.009	56.836	76.51	1.277	11:01:16.335
9 -	33.004	22.758	55.762 (3)	77.98	0.203	11:02:12.097
10 -	33.028	22.651	55.679 (2)	78.10	0.120	11:03:07.776
11 -	33.455	22.528	55.983	77.67	0.424	11:04:03.759
12 -	33.815	23.649	57.464	75.67	1.905	11:05:01.223

BMCRC - MRO Championships 2024 - Rnd 7 @ Brands Hatch Indy

BMCRC Thunderbike Sport & BMCRC Supertwins

RACE 2 - SECTOR ANALYSIS



SECTOR 1 = FL to I1, SECTOR 2 = I1 to FL, DIFF = Difference To Personal Best Lap, P = Crossed Finish Line in Pit Lane, D = Time Disallowed

P4 42 Adam CARSON		Honda CBR600 F3 - Allspeed exhausts, stink wheels				
IDEAL LAP TIME : 55.600		BEST LAP TIME : 55.628		DIFFERENCE : 0.028		
LAP	SECTOR 1	SECTOR 2	LAP TIME	MPH	DIFF	TIME OF DAY
1 -		24.355	1:06.428	65.46	10.800	10:54:44.948
2 -	34.985	23.228	58.213	74.70	2.585	10:55:43.161
3 -	34.267	23.041	57.308	75.88	1.680	10:56:40.469
4 -	33.973	22.881	56.854	76.48	1.226	10:57:37.323
5 -	35.044	22.666	57.710	75.35	2.082	10:58:35.033
6 -	34.133	23.657	57.790	75.24	2.162	10:59:32.823
7 -	33.396	22.468	55.864 (2)	77.84	0.236	11:00:28.687
8 -	33.553	22.782	56.335	77.19	0.707	11:01:25.022
9 -	33.619	22.530	56.149	77.44	0.521	11:02:21.171
10 -	33.522	22.381	55.903 (3)	77.78	0.275	11:03:17.074
11 -	33.219	22.409	55.628 (1)	78.17		11:04:12.702
12 -	34.690	22.867	57.557	75.55	1.929	11:05:10.259

P5 11 Josh HARVEY		Yamaha R6 - NR Racing				
IDEAL LAP TIME : 55.837		BEST LAP TIME : 56.278		DIFFERENCE : 0.441		
LAP	SECTOR 1	SECTOR 2	LAP TIME	MPH	DIFF	TIME OF DAY
1 -		23.972	1:05.574	66.31	9.296	10:54:44.094
2 -	35.854	23.552	59.406	73.20	3.128	10:55:43.500
3 -	34.955	23.343	58.298	74.59	2.020	10:56:41.798
4 -	34.636	23.141	57.777	75.26	1.499	10:57:39.575
5 -	34.392	22.889	57.281	75.91	1.003	10:58:36.856
6 -	34.362	23.430	57.792	75.24	1.514	10:59:34.648
7 -	34.283	22.716	56.999	76.29	0.721	11:00:31.647
8 -	33.898	22.516	56.414 (2)	77.08	0.136	11:01:28.061
9 -	34.339	22.426	56.765	76.60	0.487	11:02:24.826
10 -	34.244	23.312	57.556	75.55	1.278	11:03:22.382
11 -	33.411	22.867	56.278 (1)	77.27		11:04:18.660
12 -	33.982	22.499	56.481 (3)	76.99	0.203	11:05:15.141

P6 1 Matt WETHERELL		Suzuki GSXR 600 - Lamonde Racing				
IDEAL LAP TIME : 56.455		BEST LAP TIME : 56.455		DIFFERENCE : 0.000		
LAP	SECTOR 1	SECTOR 2	LAP TIME	MPH	DIFF	TIME OF DAY
1 -		23.429	1:03.767	68.19	7.312	10:54:42.287
2 -	35.101	23.442	58.543	74.28	2.088	10:55:40.830
3 -	34.255	23.260	57.515	75.60	1.060	10:56:38.345
4 -	34.927	23.374	58.301	74.58	1.846	10:57:36.646
5 -	34.420	23.253	57.673	75.40	1.218	10:58:34.319
6 -	34.698	23.938	58.636	74.16	2.181	10:59:32.955
7 -	34.124	22.807	56.931	76.38	0.476	11:00:29.886
8 -	33.657	23.180	56.837 (2)	76.51	0.382	11:01:26.723
9 -	33.894	23.020	56.914 (3)	76.40	0.459	11:02:23.637
10 -	34.106	23.788	57.894	75.11	1.439	11:03:21.531
11 -	33.889	23.323	57.212	76.00	0.757	11:04:18.743
12 -	33.654	22.801	56.455 (1)	77.02		11:05:15.198

BMCRC - MRO Championships 2024 - Rnd 7 @ Brands Hatch Indy

BMCRC Thunderbike Sport & BMCRC Supertwins

RACE 2 - SECTOR ANALYSIS



SECTOR 1 = FL to I1, SECTOR 2 = I1 to FL, DIFF = Difference To Personal Best Lap, P = Crossed Finish Line in Pit Lane, D = Time Disallowed

P7		5 R		Logan STONE		Yamaha R6 -	
IDEAL LAP TIME : 56.647		BEST LAP TIME : 56.805		DIFFERENCE : 0.158			
LAP	SECTOR 1	SECTOR 2	LAP TIME	MPH	DIFF	TIME OF DAY	
1 -		22.937	1:03.821	68.13	7.016	10:54:42.341	
2 -	35.620	22.984	58.604	74.20	1.799	10:55:40.945	
3 -	34.738	22.608	57.346	75.83	0.541	10:56:38.291	
4 -	34.730	22.822	57.552	75.55	0.747	10:57:35.843	
5 -	35.060	22.780	57.840	75.18	1.035	10:58:33.683	
6 -	35.592	23.907	59.499	73.08	2.694	10:59:33.182	
7 -	34.675	22.721	57.396	75.76	0.591	11:00:30.578	
8 -	34.364	22.441	56.805 (1)	76.55		11:01:27.383	
9 -	34.437	22.723	57.160	76.07	0.355	11:02:24.543	
10 -	34.362	22.874	57.236	75.97	0.431	11:03:21.779	
11 -	34.368	22.701	57.069 (3)	76.19	0.264	11:04:18.848	
12 -	34.562	22.285	56.847 (2)	76.49	0.042	11:05:15.695	

P8		97 SUP		Alex MANN *		Kawasaki ER6N -	
IDEAL LAP TIME : 56.472		BEST LAP TIME : 56.472		DIFFERENCE : 0.000			
LAP	SECTOR 1	SECTOR 2	LAP TIME	MPH	DIFF	TIME OF DAY	
1 -		23.479	1:04.916	66.98	8.444	10:54:43.436	
2 -	35.118	23.125	58.243	74.66	1.771	10:55:41.679	
3 -	34.772	23.063	57.835	75.18	1.363	10:56:39.514	
4 -	34.587	23.136	57.723	75.33	1.251	10:57:37.237	
5 -	34.787	23.049	57.836	75.18	1.364	10:58:35.073	
6 -	34.902	24.473	59.375	73.23	2.903	10:59:34.448	
7 -	34.151	22.807	56.958 (3)	76.34	0.486	11:00:31.406	
8 -	33.917	22.735	56.652 (2)	76.75	0.180	11:01:28.058	
9 -	34.908	22.708	57.616	75.47	1.144	11:02:25.674	
10 -	33.975	23.126	57.101	76.15	0.629	11:03:22.775	
11 -	33.886	22.586	56.472 (1)	77.00		11:04:19.247	
12 -	34.656	22.861	57.517	75.60	1.045	11:05:16.764	

P9		27 SUP		Ben BROWN		Yamaha R7 - Hunts Motorcycles	
IDEAL LAP TIME : 57.324		BEST LAP TIME : 57.356		DIFFERENCE : 0.032			
LAP	SECTOR 1	SECTOR 2	LAP TIME	MPH	DIFF	TIME OF DAY	
1 -		24.395	1:06.565	65.32	9.209	10:54:45.085	
2 -	35.452	23.038	58.490	74.34	1.134	10:55:43.575	
3 -	35.365	22.974	58.339	74.54	0.983	10:56:41.914	
4 -	35.347	22.861	58.208	74.70	0.852	10:57:40.122	
5 -	35.132	22.906	58.038	74.92	0.682	10:58:38.160	
6 -	35.005	23.023	58.028	74.93	0.672	10:59:36.188	
7 -	35.329	22.744	58.073	74.88	0.717	11:00:34.261	
8 -	34.605	22.751	57.356 (1)	75.81		11:01:31.617	
9 -	34.582	23.475	58.057	74.90	0.701	11:02:29.674	
10 -	34.957	22.742	57.699 (2)	75.36	0.343	11:03:27.373	
11 -	35.238	22.762	58.000 (3)	74.97	0.644	11:04:25.373	
12 -	35.491	22.999	58.490	74.34	1.134	11:05:23.863	

BMCRC - MRO Championships 2024 - Rnd 7 @ Brands Hatch Indy

BMCRC Thunderbike Sport & BMCRC Supertwins

RACE 2 - SECTOR ANALYSIS



SECTOR 1 = FL to I1, SECTOR 2 = I1 to FL, DIFF = Difference To Personal Best Lap, P = Crossed Finish Line in Pit Lane, D = Time Disallowed

P10 606 SUP Robert BRYANT			Suzuki SV650 - R.B Plumbing & Heating			
IDEAL LAP TIME : 56.815		BEST LAP TIME : 56.815		DIFFERENCE : 0.000		
LAP	SECTOR 1	SECTOR 2	LAP TIME	MPH	DIFF	TIME OF DAY
1 -		24.197	1:07.439	64.48	10.624	10:54:45.959
2 -	35.497	23.410	58.907	73.82	2.092	10:55:44.866
3 -	34.809	23.222	58.031	74.93	1.216	10:56:42.897
4 -	34.692	23.323	58.015	74.95	1.200	10:57:40.912
5 -	34.896	23.788	58.684	74.10	1.869	10:58:39.596
6 -	35.305	23.596	58.901	73.82	2.086	10:59:38.497
7 -	34.953	23.405	58.358	74.51	1.543	11:00:36.855
8 -	34.264	22.949	57.213 (2)	76.00	0.398	11:01:34.068
9 -	34.043	23.259	57.302 (3)	75.88	0.487	11:02:31.370
10 -	33.978	22.837	56.815 (1)	76.53		11:03:28.185
11 -	34.708	23.764	58.472	74.37	1.657	11:04:26.657
12 -	34.830	23.104	57.934	75.06	1.119	11:05:24.591

P11 7 R Darren TAYLOR			Kawasaki ZX6R - Watton Auto Centre. Market Cross Cafe Swaff			
IDEAL LAP TIME :		BEST LAP TIME : 57.115		DIFFERENCE :		
LAP	SECTOR 1	SECTOR 2	LAP TIME	MPH	DIFF	TIME OF DAY
1 -			1:06.549	65.34	9.434	10:54:45.069
2 -			1:00.792	71.53	3.677	10:55:45.862
3 -			1:01.008	71.27	3.893	10:56:46.870
4 -			1:00.297	72.11	3.182	10:57:47.167
5 -			59.982	72.49	2.867	10:58:47.149
6 -			59.814	72.70	2.699	10:59:46.963
7 -			59.915	72.57	2.800	11:00:46.878
8 -			58.518 (3)	74.31	1.403	11:01:45.397
9 -			58.522	74.30	1.407	11:02:43.919
10 -			57.115 (1)	76.13		11:03:41.034
11 -			58.296 (2)	74.59	1.181	11:04:39.330

P12 55 R Magnus MANSON-CHUBB			Yamaha R6 -			
IDEAL LAP TIME : 57.673		BEST LAP TIME : 57.676		DIFFERENCE : 0.003		
LAP	SECTOR 1	SECTOR 2	LAP TIME	MPH	DIFF	TIME OF DAY
1 -		24.765	1:09.938	62.17	12.262	10:54:48.458
2 -	36.901	23.845	1:00.746	71.58	3.070	10:55:49.204
3 -	36.388	23.371	59.759	72.76	2.083	10:56:48.963
4 -	36.754	23.539	1:00.293	72.12	2.617	10:57:49.256
5 -	35.522	23.984	59.506	73.07	1.830	10:58:48.762
6 -	35.671	23.149	58.820	73.93	1.144	10:59:47.582
7 -	35.865	23.210	59.075	73.61	1.399	11:00:46.657
8 -	34.951	23.032	57.983 (3)	74.99	0.307	11:01:44.640
9 -	35.825	23.669	59.494	73.09	1.818	11:02:44.134
10 -	35.169	22.777	57.946 (2)	75.04	0.270	11:03:42.080
11 -	34.896	22.780	57.676 (1)	75.39		11:04:39.756

P13 3 SUP Oliver ARBON			Aprilia RS660 - TT Plumbing & Heating			
IDEAL LAP TIME : 57.069		BEST LAP TIME : 57.280		DIFFERENCE : 0.211		
LAP	SECTOR 1	SECTOR 2	LAP TIME	MPH	DIFF	TIME OF DAY
1 -		24.737	1:07.736	64.19	10.456	10:54:46.256
2 -	36.986	24.816	1:01.802	70.36	4.522	10:55:48.058
3 -	36.100	24.574	1:00.674	71.67	3.394	10:56:48.732
4 -	36.404	24.192	1:00.596	71.76	3.316	10:57:49.328
5 -	36.191	24.312	1:00.503	71.87	3.223	10:58:49.831
6 -	35.792	23.877	59.669	72.87	2.389	10:59:49.500
7 -	35.955	23.763	59.718	72.81	2.438	11:00:49.218
8 -	36.081	23.311	59.392	73.21	2.112	11:01:48.610
9 -	34.095	23.250	57.345 (2)	75.83	0.065	11:02:45.955
10 -	34.306	22.974	57.280 (1)	75.91		11:03:43.235
11 -	34.589	23.601	58.190 (3)	74.73	0.910	11:04:41.425

BMCRC - MRO Championships 2024 - Rnd 7 @ Brands Hatch Indy

BMCRC Thunderbike Sport & BMCRC Supertwins

RACE 2 - SECTOR ANALYSIS



SECTOR 1 = FL to I1, SECTOR 2 = I1 to FL, DIFF = Difference To Personal Best Lap, P = Crossed Finish Line in Pit Lane, D = Time Disallowed

P14 68 SUP Mark HILL			Ducati NRR1000EVO - Mhp exhausts, Knight RR			
IDEAL LAP TIME : 57.276		BEST LAP TIME : 57.616		DIFFERENCE : 0.340		
LAP	SECTOR 1	SECTOR 2	LAP TIME	MPH	DIFF	TIME OF DAY
1 -		25.256	1:10.738	61.47	13.122	10:54:49.258
2 -	37.224	24.589	1:01.813	70.35	4.197	10:55:51.071
3 -	36.519	23.992	1:00.511	71.86	2.895	10:56:51.582
4 -	36.053	23.619	59.672	72.87	2.056	10:57:51.254
5 -	35.548	23.867	59.415	73.19	1.799	10:58:50.669
6 -	35.261	23.751	59.012	73.69	1.396	10:59:49.681
7 -	35.807	23.840	59.647	72.90	2.031	11:00:49.328
8 -	34.809	22.925	57.734 (2)	75.32	0.118	11:01:47.062
9 -	34.770	23.351	58.121 (3)	74.81	0.505	11:02:45.183
10 -	34.351	23.265	57.616 (1)	75.47		11:03:42.799
11 -	34.428	24.790	59.218	73.43	1.602	11:04:42.017

P15 100 SUP Craig HOWTON			Kawasaki ER6N - ME			
IDEAL LAP TIME : 58.133		BEST LAP TIME : 58.268		DIFFERENCE : 0.135		
LAP	SECTOR 1	SECTOR 2	LAP TIME	MPH	DIFF	TIME OF DAY
1 -		25.172	1:08.937	63.08	10.669	10:54:47.457
2 -	36.899	24.260	1:01.159	71.10	2.891	10:55:48.616
3 -	36.147	24.137	1:00.284	72.13	2.016	10:56:48.900
4 -	36.434	24.053	1:00.487	71.89	2.219	10:57:49.387
5 -	35.594	24.433	1:00.027	72.44	1.759	10:58:49.414
6 -	35.726	23.820	59.546	73.02	1.278	10:59:48.960
7 -	35.478	23.640	59.118	73.55	0.850	11:00:48.078
8 -	35.417	23.447	58.864	73.87	0.596	11:01:46.942
9 -	34.686	23.582	58.268 (1)	74.63		11:02:45.210
10 -	35.329	23.521	58.850 (3)	73.89	0.582	11:03:44.060
11 -	34.789	23.511	58.300 (2)	74.59	0.032	11:04:42.360

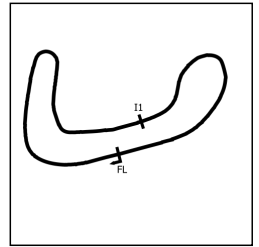
P16 81 SUP Malvern MAY			Aprilia RS660 - IMP Racing			
IDEAL LAP TIME : 58.027		BEST LAP TIME : 58.027		DIFFERENCE : 0.000		
LAP	SECTOR 1	SECTOR 2	LAP TIME	MPH	DIFF	TIME OF DAY
1 -		24.709	1:08.720	63.27	10.693	10:54:47.240
2 -	36.300	24.831	1:01.131	71.13	3.104	10:55:48.371
3 -	36.259	24.329	1:00.588	71.77	2.561	10:56:48.959
4 -	35.714	23.848	59.562	73.00	1.535	10:57:48.521
5 -	36.018	24.493	1:00.511	71.86	2.484	10:58:49.032
6 -	36.357	23.962	1:00.319	72.09	2.292	10:59:49.351
7 -	36.039	23.559	59.598	72.96	1.571	11:00:48.949
8 -	35.457	23.049	58.506 (3)	74.32	0.479	11:01:47.455
9 -	35.070	22.957	58.027 (1)	74.94		11:02:45.482
10 -	35.591	23.314	58.905	73.82	0.878	11:03:44.387
11 -	35.118	23.019	58.137 (2)	74.79	0.110	11:04:42.524

P17 77 Joe WHITE			Suzuki GSXR 600 MAIN - The Race Shack /Just In Graphics			
IDEAL LAP TIME : 59.042		BEST LAP TIME : 59.042		DIFFERENCE : 0.000		
LAP	SECTOR 1	SECTOR 2	LAP TIME	MPH	DIFF	TIME OF DAY
1 -		25.309	1:10.544	61.64	11.502	10:54:49.064
2 -	38.102	24.823	1:02.925	69.10	3.883	10:55:51.989
3 -	37.479	24.271	1:01.750	70.42	2.708	10:56:53.739
4 -	37.147	24.503	1:01.650	70.53	2.608	10:57:55.389
5 -	36.837	24.544	1:01.381	70.84	2.339	10:58:56.770
6 -	36.645	24.150	1:00.795	71.52	1.753	10:59:57.565
7 -	36.285	23.923	1:00.208	72.22	1.166	11:00:57.773
8 -	35.996	23.805	59.801 (2)	72.71	0.759	11:01:57.574
9 -	36.388	23.806	1:00.194	72.24	1.152	11:02:57.768
10 -	36.034	23.899	59.933 (3)	72.55	0.891	11:03:57.701
11 -	35.563	23.479	59.042 (1)	73.65		11:04:56.743

BMCRC - MRO Championships 2024 - Rnd 7 @ Brands Hatch Indy

BMCRC Thunderbike Sport & BMCRC Supertwins

RACE 2 - SECTOR ANALYSIS



SECTOR 1 = FL to I1, SECTOR 2 = I1 to FL, DIFF = Difference To Personal Best Lap, P = Crossed Finish Line in Pit Lane, D = Time Disallowed

P18 75 R		Tom SVENSEN		Suzuki SV650 - Team TSR - HCL Car sales		
IDEAL LAP TIME : 59.396		BEST LAP TIME : 59.846		DIFFERENCE : 0.450		
LAP	SECTOR 1	SECTOR 2	LAP TIME	MPH	DIFF	TIME OF DAY
1 -		25.672	1:12.016	60.38	12.170	10:54:50.536
2 -	37.286	24.644	1:01.930	70.21	2.084	10:55:52.466
3 -	37.278	24.676	1:01.954	70.19	2.108	10:56:54.420
4 -	36.828	24.753	1:01.581	70.61	1.735	10:57:56.001
5 -	37.023	25.400	1:02.423	69.66	2.577	10:58:58.424
6 -	35.444	24.402	59.846 (1)	72.66		10:59:58.270
7 -	35.865	24.268	1:00.133	72.31	0.287	11:00:58.403
8 -	35.622	24.304	59.926 (2)	72.56	0.080	11:01:58.329
9 -	36.044	23.952	59.996 (3)	72.48	0.150	11:02:58.325
10 -	35.904	24.306	1:00.210	72.22	0.364	11:03:58.535
11 -	35.847	24.471	1:00.318	72.09	0.472	11:04:58.853

P19 40 SUP		Simon WILKINSON		Suzuki SV650 -		
IDEAL LAP TIME : 58.967		BEST LAP TIME : 59.166		DIFFERENCE : 0.199		
LAP	SECTOR 1	SECTOR 2	LAP TIME	MPH	DIFF	TIME OF DAY
1 -		25.924	1:12.991	59.57	13.825	10:54:51.511
2 -	38.449	24.974	1:03.423	68.56	4.257	10:55:54.934
3 -	37.702	24.650	1:02.352	69.74	3.186	10:56:57.286
4 -	36.689	24.531	1:01.220	71.03	2.054	10:57:58.506
5 -	36.274	24.595	1:00.869	71.44	1.703	10:58:59.375
6 -	36.402	24.453	1:00.855	71.45	1.689	11:00:00.230
7 -	35.955	23.963	59.918	72.57	0.752	11:01:00.148
8 -	36.298	23.479	59.777 (3)	72.74	0.611	11:01:59.925
9 -	36.131	24.540	1:00.671	71.67	1.505	11:03:00.596
10 -	36.031	23.681	59.712 (2)	72.82	0.546	11:04:00.308
11 -	35.488	23.678	59.166 (1)	73.49		11:04:59.474

P20 51		Paul BEESLEY		Yamaha R6 -		
IDEAL LAP TIME : 58.256		BEST LAP TIME : 58.547		DIFFERENCE : 0.291		
LAP	SECTOR 1	SECTOR 2	LAP TIME	MPH	DIFF	TIME OF DAY
1 -		26.132	1:12.770	59.75	14.223	10:54:51.290
2 -	38.184	25.233	1:03.417	68.57	4.870	10:55:54.707
3 -	35.588	24.584	1:00.172	72.26	1.625	10:56:54.879
4 -	36.894	24.497	1:01.391	70.83	2.844	10:57:56.270
5 -	36.942	25.336	1:02.278	69.82	3.731	10:58:58.548
6 -	37.020	24.391	1:01.411	70.81	2.864	10:59:59.959
7 -	35.946	24.110	1:00.056 (3)	72.40	1.509	11:01:00.015
8 -	35.920	23.774	59.694 (2)	72.84	1.147	11:01:59.709
9 -	36.050	24.895	1:00.945	71.35	2.398	11:03:00.654
10 -	36.534	24.238	1:00.772	71.55	2.225	11:04:01.426
11 -	34.482	24.065	58.547 (1)	74.27		11:04:59.973

P21 48		Shaun WALLIS		Yamaha R6 (W) - MBC Despatch Racing		
IDEAL LAP TIME : 59.612		BEST LAP TIME : 59.789		DIFFERENCE : 0.177		
LAP	SECTOR 1	SECTOR 2	LAP TIME	MPH	DIFF	TIME OF DAY
1 -		25.505	1:09.925	62.18	10.136	10:54:48.445
2 -	37.685	24.993	1:02.678	69.38	2.889	10:55:51.123
3 -	37.573	24.870	1:02.443	69.64	2.654	10:56:53.566
4 -	37.112	24.782	1:01.894	70.25	2.105	10:57:55.460
5 -	37.266	25.345	1:02.611	69.45	2.822	10:58:58.071
6 -	36.633	24.566	1:01.199	71.05	1.410	10:59:59.270
7 -	35.981	24.303	1:00.284 (3)	72.13	0.495	11:00:59.554
8 -	35.895	23.894	59.789 (1)	72.73		11:01:59.343
9 -	36.119	24.989	1:01.108	71.16	1.319	11:03:00.451
10 -	36.520	24.418	1:00.938	71.36	1.149	11:04:01.389
11 -	35.718	24.103	59.821 (2)	72.69	0.032	11:05:01.210

BMCRC - MRO Championships 2024 - Rnd 7 @ Brands Hatch Indy

BMCRC Thunderbike Sport & BMCRC Supertwins

RACE 2 - SECTOR ANALYSIS



SECTOR 1 = FL to I1, SECTOR 2 = I1 to FL, DIFF = Difference To Personal Best Lap, P = Crossed Finish Line in Pit Lane, D = Time Disallowed

P22 115 SUP		James SVENSEN		Suzuki SV650S -		
IDEAL LAP TIME : 1:00.308		BEST LAP TIME : 1:00.308		DIFFERENCE : 0.000		
LAP	SECTOR 1	SECTOR 2	LAP TIME	MPH	DIFF	TIME OF DAY
1 -		26.061	1:12.247	60.19	11.939	10:54:50.767
2 -	38.301	25.682	1:03.983	67.96	3.675	10:55:54.750
3 -	37.601	25.746	1:03.347	68.64	3.039	10:56:58.097
4 -	37.746	24.896	1:02.642	69.41	2.334	10:58:00.739
5 -	37.190	25.843	1:03.033	68.98	2.725	10:59:03.772
6 -	37.105	24.842	1:01.947	70.19	1.639	11:00:05.719
7 -	36.906	24.813	1:01.719	70.45	1.411	11:01:07.438
8 -	36.531	24.732	1:01.263 (2)	70.98	0.955	11:02:08.701
9 -	36.792	24.780	1:01.572 (3)	70.62	1.264	11:03:10.273
10 -	36.248	24.060	1:00.308 (1)	72.10		11:04:10.581
11 -	37.285	24.551	1:01.836	70.32	1.528	11:05:12.417

P23 137		Colin McPHERSON		Yamaha R6 -		
IDEAL LAP TIME : 1:01.664		BEST LAP TIME : 1:01.664		DIFFERENCE : 0.000		
LAP	SECTOR 1	SECTOR 2	LAP TIME	MPH	DIFF	TIME OF DAY
1 -		26.317	1:14.401	58.44	12.737	10:54:52.921
2 -	39.884	25.542	1:05.426	66.46	3.762	10:55:58.347
3 -	38.929	25.741	1:04.670	67.24	3.006	10:57:03.017
4 -	38.777	24.883	1:03.660	68.30	1.996	10:58:06.677
5 -	38.290	26.021	1:04.311	67.61	2.647	10:59:10.988
6 -	38.472	24.906	1:03.378	68.61	1.714	11:00:14.366
7 -	38.000	24.797	1:02.797	69.24	1.133	11:01:17.163
8 -	37.629	24.790	1:02.419 (3)	69.66	0.755	11:02:19.582
9 -	37.757	24.912	1:02.669	69.39	1.005	11:03:22.251
10 -	37.073	24.591	1:01.664 (1)	70.52		11:04:23.915
11 -	37.364	24.845	1:02.209 (2)	69.90	0.545	11:05:26.124

P24 402 R		Kaine FARR		Suzuki GSXR - The Elms B&B Snetterton		
IDEAL LAP TIME : 1:01.184		BEST LAP TIME : 1:01.424		DIFFERENCE : 0.240		
LAP	SECTOR 1	SECTOR 2	LAP TIME	MPH	DIFF	TIME OF DAY
1 -		26.492	1:13.894	58.84	12.470	10:54:52.414
2 -	41.007	26.296	1:07.303	64.61	5.879	10:55:59.717
3 -	40.538	26.317	1:06.855	65.04	5.431	10:57:06.572
4 -	38.571	25.869	1:04.440	67.48	3.016	10:58:11.012
5 -	38.278	24.866	1:03.144	68.86	1.720	10:59:14.156
6 -	37.659	24.740	1:02.399	69.69	0.975	11:00:16.555
7 -	37.889	24.753	1:02.642	69.41	1.218	11:01:19.197
8 -	37.503	24.409	1:01.912 (3)	70.23	0.488	11:02:21.109
9 -	36.938	25.053	1:01.991	70.14	0.567	11:03:23.100
10 -	37.095	24.544	1:01.639 (2)	70.54	0.215	11:04:24.739
11 -	37.178	24.246	1:01.424 (1)	70.79		11:05:26.163

P25 15		Daniel MERCER		Yamaha R6 - Merc&Co Racing, Apex2Apex promotions, Electric		
IDEAL LAP TIME : 1:02.055		BEST LAP TIME : 1:02.257		DIFFERENCE : 0.202		
LAP	SECTOR 1	SECTOR 2	LAP TIME	MPH	DIFF	TIME OF DAY
1 -		26.461	1:16.114	57.13	13.857	10:54:54.634
2 -	39.419	26.491	1:05.910	65.97	3.653	10:56:00.544
3 -	39.697	26.328	1:06.025	65.86	3.768	10:57:06.569
4 -	38.388	26.299	1:04.687	67.22	2.430	10:58:11.256
5 -	38.744	26.037	1:04.781	67.12	2.524	10:59:16.037
6 -	37.752	25.212	1:02.964	69.06	0.707	11:00:19.001
7 -	37.448	25.195	1:02.643 (3)	69.41	0.386	11:01:21.644
8 -	37.074	25.183	1:02.257 (1)	69.84		11:02:23.901
9 -	37.642	25.179	1:02.821	69.22	0.564	11:03:26.722
10 -	37.551	24.981	1:02.532 (2)	69.54	0.275	11:04:29.254
11 -	37.958	26.186	1:04.144	67.79	1.887	11:05:33.398

BMCRC - MRO Championships 2024 - Rnd 7 @ Brands Hatch Indy

BMCRC Thunderbike Sport & BMCRC Supertwins

RACE 2 - SECTOR ANALYSIS



SECTOR 1 = FL to I1, SECTOR 2 = I1 to FL, DIFF = Difference To Personal Best Lap, P = Crossed Finish Line in Pit Lane, D = Time Disallowed

P26		14 R		George DAVIES		Suzuki SV650 - Tanya Warner	
IDEAL LAP TIME : 1:04.406		BEST LAP TIME : 1:04.704		DIFFERENCE : 0.298			
LAP	SECTOR 1	SECTOR 2	LAP TIME	MPH	DIFF	TIME OF DAY	
1 -		27.224	1:14.746	58.17	10.042	10:54:53.266	
2 -	40.510	26.204	1:06.714	65.18	2.010	10:55:59.980	
3 -	39.769	26.302	1:06.071	65.81	1.367	10:57:06.051	
4 -	38.657	26.186	1:04.843 (2)	67.06	0.139	10:58:10.894	
5 -	38.693	27.110	1:05.803	66.08	1.099	10:59:16.697	
6 -	38.564	26.499	1:05.063	66.83	0.359	11:00:21.760	
7 -	38.935	26.558	1:05.493	66.39	0.789	11:01:27.253	
8 -	38.589	26.457	1:05.046 (3)	66.85	0.342	11:02:32.299	
9 -	38.870	26.411	1:05.281	66.61	0.577	11:03:37.580	
10 -	38.862	25.842	1:04.704 (1)	67.20		11:04:42.284	

P27		89 R		Daryl SKINNS		Suzuki GSXR 750 - Indoor Climate Systems UK LTD	
IDEAL LAP TIME : 1:06.089		BEST LAP TIME : 1:06.089		DIFFERENCE : 0.000			
LAP	SECTOR 1	SECTOR 2	LAP TIME	MPH	DIFF	TIME OF DAY	
1 -		27.865	1:17.882	55.83	11.793	10:54:56.402	
2 -	42.637	27.648	1:10.285	61.87	4.196	10:56:06.687	
3 -	43.024	28.445	1:11.469	60.84	5.380	10:57:18.156	
4 -	42.892	27.645	1:10.537	61.64	4.448	10:58:28.693	
5 -	40.844	28.219	1:09.063	62.96	2.974	10:59:37.756	
6 -	41.790	27.322	1:09.112	62.92	3.023	11:00:46.868	
7 -	40.541	26.997	1:07.538	64.38	1.449	11:01:54.406	
8 -	40.076	26.789	1:06.865 (3)	65.03	0.776	11:03:01.271	
9 -	40.612	26.198	1:06.810 (2)	65.08	0.721	11:04:08.081	
10 -	39.977	26.112	1:06.089 (1)	65.79		11:05:14.170	

P28		69		Tony RUSSO		Yamaha R6 - Wymark Lubricants	
IDEAL LAP TIME : 57.446		BEST LAP TIME : 57.896		DIFFERENCE : 0.450			
LAP	SECTOR 1	SECTOR 2	LAP TIME	MPH	DIFF	TIME OF DAY	
1 -		23.966	1:06.788	65.11	8.892	10:54:45.308	
2 -	35.766	23.583	59.349 (3)	73.27	1.453	10:55:44.657	
3 -	35.676	23.149	58.825 (2)	73.92	0.929	10:56:43.482	
4 -	34.920	22.976	57.896 (1)	75.11		10:57:41.378	

P29		45 SUP		Terence QUINCE		Suzuki SV650 - K&Q, HM Racing, Titan-x	
IDEAL LAP TIME : 1:02.236		BEST LAP TIME : 1:02.236		DIFFERENCE : 0.000			
LAP	SECTOR 1	SECTOR 2	LAP TIME	MPH	DIFF	TIME OF DAY	
1 -		25.219	1:10.108	62.02	7.872	10:54:48.628	
2 -	38.126	24.750	1:02.876 (2)	69.16	0.640	10:55:51.504	
3 -	37.701	24.535	1:02.236 (1)	69.87		10:56:53.740	

BMCRC - MRO Championships 2024 - Rnd 7 @ Brands Hatch Indy

BMCRC Thunderbike Sport & BMCRC Supertwins

RACE 2 - STATISTICS

Competitors Started	29
Planned Start	2024-09-22 @ 10:48:00.000
Actual Start	2024-09-22 @ 10:53:38.519
Finish Time	2024-09-22 @ 11:04:40.424
Track Length	1.2079mi.
Total Laps	312
Total Distance Covered	376.8790mi.

Session Fastest Lap History

NO	CL	NAME	LAP TIME	TIME OF DAY	LAP	VEHICLE
47	SUP	Fenton SEABRIGHT	55.252	10:55:33.905	2	Aprilia RS660
47	SUP	Fenton SEABRIGHT	54.496	10:57:23.766	4	Aprilia RS660
47	SUP	Fenton SEABRIGHT	54.309	11:00:08.526	7	Aprilia RS660
47	SUP	Fenton SEABRIGHT	53.909	11:01:02.435	8	Aprilia RS660
47	SUP	Fenton SEABRIGHT	53.816	11:02:51.357	10	Aprilia RS660
47	SUP	Fenton SEABRIGHT	53.628	11:03:44.985	11	Aprilia RS660

Session Leader History

NO	CL	NAME	FROM LAP	LAPS LED	DISTANCE	VEHICLE
47	SUP	Fenton SEABRIGHT	1	12	14.49 miles	Aprilia RS660

Flag History

TYPE	TIME OF DAY
GREEN	10:53:38.519
FINISH	11:04:40.424

Flag Statistics

TYPE	COUNT	TOTAL LAPS	TOTAL TIME
Green	1	12	13:09.253
Red	0	0	0.000
Safety Car	0	0	0.000
FCY	0	0	0.000

BMCRC - MRO Championships 2024 - Rnd 7 @ Brands Hatch Indy

BMCRC Thunderbike Sport & BMCRC Supertwins

RACE 2 - STATISTICS

CLASS :

9 Starters

Fastest Lap History

NO	NAME	LAP TIME	TIME OF DAY	LAP	VEHICLE
1	Matt WETHERELL	58.543	10:55:40.830	2	Suzuki GSXR 600
42	Adam CARSON	58.213	10:55:43.161	2	Honda CBR600 F3
1	Matt WETHERELL	57.515	10:56:38.345	3	Suzuki GSXR 600
42	Adam CARSON	57.308	10:56:40.469	3	Honda CBR600 F3
42	Adam CARSON	56.854	10:57:37.323	4	Honda CBR600 F3
42	Adam CARSON	55.864	11:00:28.687	7	Honda CBR600 F3
42	Adam CARSON	55.628	11:04:12.702	11	Honda CBR600 F3

Leader History

NO	NAME	FROM LAP	LAPS LED	DISTANCE	VEHICLE
1	Matt WETHERELL	1	5	6.03 miles	Suzuki GSXR 600
42	Adam CARSON	6	7	8.45 miles	Honda CBR600 F3

BMCRC - MRO Championships 2024 - Rnd 7 @ Brands Hatch Indy

BMCRC Thunderbike Sport & BMCRC Supertwins

RACE 2 - STATISTICS

CLASS : R

7 Starters

Fastest Lap History

NO	NAME	LAP TIME	TIME OF DAY	LAP	VEHICLE
5	Logan STONE	58.604	10:55:40.945	2	Yamaha R6
5	Logan STONE	57.346	10:56:38.291	3	Yamaha R6
5	Logan STONE	56.805	11:01:27.383	8	Yamaha R6

Leader History

NO	NAME	FROM LAP	LAPS LED	DISTANCE	VEHICLE
5	Logan STONE	1	12	14.49 miles	Yamaha R6

BMCRC - MRO Championships 2024 - Rnd 7 @ Brands Hatch Indy

BMCRC Thunderbike Sport & BMCRC Supertwins

RACE 2 - STATISTICS

CLASS : SUP

13 Starters

Fastest Lap History

NO	NAME	LAP TIME	TIME OF DAY	LAP	VEHICLE
47	Fenton SEABRIGHT	55.252	10:55:33.905	2	Aprilia RS660
47	Fenton SEABRIGHT	54.496	10:57:23.766	4	Aprilia RS660
47	Fenton SEABRIGHT	54.309	11:00:08.526	7	Aprilia RS660
47	Fenton SEABRIGHT	53.909	11:01:02.435	8	Aprilia RS660
47	Fenton SEABRIGHT	53.816	11:02:51.357	10	Aprilia RS660
47	Fenton SEABRIGHT	53.628	11:03:44.985	11	Aprilia RS660

Leader History

NO	NAME	FROM LAP	LAPS LED	DISTANCE	VEHICLE
47	Fenton SEABRIGHT	1	12	14.49 miles	Aprilia RS660



BMCR - MRO Championships 2024 - Rnd 7 @ Brands Hatch Indy

BMCR Thunderbike Sport & BMCR Supertwins

RACE 12 - GRID (12 Laps)

ROW 13					37	111	Jake DONKERSLEY																			
ROW 12	36	21	Toby FINNIS	35	511	William BARRETT	34	341	Tony MANSFORD																	
ROW 11		33	127	Matthew CHAM	32	293	Leigh SMITH	31	191	Thomas BEDFORD																
ROW 10	30	169	Jack GRIFFITHS		1:06.089	29	89	Daryl SKINNS		1:04.704	28	14	George DAVIES													
ROW 9				27	15	Daniel MERCER		1:02.257			26	45	Terence QUINCE		1:02.236		25	137	Colin McPHERSON		1:01.664					
ROW 8			24	402	Kaine FARR		1:01.424				23	115	James SVENSEN		1:00.308					22	75	Tom SVENSEN		59.846		
ROW 7						21	48	Shaun WALLIS		59.789				20	40	Simon WILKINSON				19	77	Joe WHITE		59.042		
ROW 6			18	51	Paul BEESLEY		58.547				17	100	Craig HOWTON		58.268					16	81	Malvern MAY		58.027		
ROW 5						15	69	Tony RUSSO		57.896				14	55	Magnus MANSON-CHUBB				13	68	Mark HILL		57.616		
ROW 4			12	27	Ben BROWN		57.356				11	3	Oliver ARBON		57.280					10	7	Darren TAYLOR		57.115		
ROW 3						9	606	Robert BRYANT		56.815				8	5	Logan STONE				7	97	Alex MANN *		56.472		
ROW 2			6	1	Matt WETHERELL		56.455				5	11	Josh HARVEY		56.278					4	42	Adam CARSON		55.628		
ROW 1						3	711	Maximus HARDY		55.559				2	17	Tommy DOWNES				1	47	Fenton SEABRIGHT		55.304		53.628

Pole

These results are provisional until the conclusion of any judicial and technical matters.

Brands Hatch Indy: 1.2079 miles

Clerk Of Course:	Stewards:	Timekeeper: Richard Evans	
------------------	-----------	---------------------------	--

Results can be found at www.tsl-timing.com

Printed - 11:11 Sunday, 22 September 2024





BMCRC - MRO Championships 2024 - Rnd 7 @ Brands Hatch Indy

BMCRC Thunderbike Sport & BMCRC Supertwins

RACE 12 - CLASSIFICATION

Race Distance: 12 Laps / 14.49 miles

POS	NO	CL	PIC	NAME	ENTRY	LAPS	TIME	GAP	DIFF	MPH	BEST	ON	GRD	↑↓
1	47	SUP	1	Fenton SEABRIGHT	Aprilia RS660 - FHS Racing	12	10:00.226			86.93	49.335	8	1	0
2	711	SUP	2	Maximus HARDY	Triumph - Dad	12	10:10.679	10.453	10.453	85.45	50.175	6	3	1
3	11		1	Josh HARVEY	Yamaha R6 - NR Racing	12	10:11.545	11.319	0.866	85.33	50.024	3	5	2
4	1		2	Matt WETHERELL	Suzuki GSXR 600 - Lamonde Racing	12	10:17.853	17.627	6.308	84.45	50.772	4	6	2
5	17	SUP	3	Tommy DOWNES	Yamaha R7 - Moto 46	12	10:19.816	19.590	1.963	84.19	50.924	3	2	-3
6	69		3	Tony RUSSO	Yamaha R6 - Wymark Lubricants	12	10:29.905	29.679	10.089	82.84	51.374	11	15	9
7	7	R	1	Darren TAYLOR	Kawasaki ZX6R - Watton Auto Centre. Market Cross Cafe Sv	12	10:36.409	36.183	6.504	81.99	51.838	12	10	3
8	5	R	2	Logan STONE	Yamaha R6 -	12	10:37.184	36.958	0.775	81.89	52.158	4	8	0
9	3	SUP	4	Oliver ARBON	Aprilia RS660 - TT Plumbing & Heating	12	10:37.525	37.299	0.341	81.85	51.986	6	11	2
10	97	SUP	5	Alex MANN *	Kawasaki ER6N -	12	10:37.844	37.618	0.319	81.81	52.180	4	7	-3
11	81	SUP	6	Malvern MAY	Aprilia RS660 - IMP Racing	12	10:38.303	38.077	0.459	81.75	51.807	10	16	5
12	42		4	Adam CARSON	Honda CBR600 F3 - Allspeed exhausts, stink wheels	12	10:40.504	40.278	2.201	81.47	52.317	3	4	-8
13	27	SUP	7	Ben BROWN	Yamaha R7 - Hunts Motorcycles	12	10:44.370	44.144	3.866	80.98	52.771	6	12	-1
14	48		5	Shaun WALLIS	Yamaha R6 (W) - MBC Despatch Racing	12	10:51.649	51.423	7.279	80.07	52.979	8	21	7
15	100	SUP	8	Craig HOWTON	Kawasaki ER6N - ME	11	10:01.057	1 Lap	1 Lap	79.58	53.424	11	17	2
16	77		6	Joe WHITE	Suzuki GSXR 600 MAIN - The Race Shack /Just In Graphics	11	10:02.687	1 Lap	1.630	79.36	53.494	7	19	3
17	606	SUP	9	Robert BRYANT	Suzuki SV650 - R.B Plumbing & Heating	11	10:06.147	1 Lap	3.460	78.91	53.795	11	9	-8
18	68	SUP	10	Mark HILL	Ducati NRR1000EVO - Mhp exhausts, Knight RR	11	10:06.825	1 Lap	0.678	78.82	54.168	4	13	-5
19	51		7	Paul BEESLEY	Yamaha R6 -	11	10:09.274	1 Lap	2.449	78.51	54.021	6	18	-1
20	45	SUP	11	Terence QUINCE	Suzuki SV650 - K&Q, HM Racing, Titan-x	11	10:09.870	1 Lap	0.596	78.43	53.287	5	26	6
21	115	SUP	12	James SVENSEN	Suzuki SV650S -	11	10:09.905	1 Lap	0.035	78.42	54.010	9	23	2
22	55	R	3	Magnus MANSON-CHUBB	Yamaha R6 -	11	10:16.832	1 Lap	6.927	77.54	54.452	11	14	-8
23	75	R	4	Tom SVENSEN	Suzuki SV650 - Team TSR - HCL Car sales	11	10:17.090	1 Lap	0.258	77.51	55.026	9	22	-1
24	169	SUP	13	Jack GRIFFITHS	Suzuki SV650 - Joes Carpets. ATP Racing	11	10:17.630	1 Lap	0.540	77.44	54.872	4	30	6
25	14	R	5	George DAVIES	Suzuki SV650 - Tanya Warner	11	10:18.150	1 Lap	0.520	77.38	54.718	11	28	3
26	40	SUP	14	Simon WILKINSON	Suzuki SV650 -	11	10:21.353	1 Lap	3.203	76.98	55.117	9	20	-6
27	293		8	Leigh SMITH	Suzuki SV650 - Smiths Mechanical Support Ltd, Lamonde At	11	10:21.672	1 Lap	0.319	76.94	55.075	9	32	5
28	127	SUP	15	Matthew CHAM	Ducati Monster 796 -	11	10:23.471	1 Lap	1.799	76.72	55.460	3	33	5
29	137		9	Colin McPHERSON	Yamaha R6 -	11	10:25.995	1 Lap	2.524	76.41	55.671	11	25	-4
30	89	R	6	Daryl SKINNS	Suzuki GSXR 750 - Indoor Climate Systems UK LTD	11	10:47.379	1 Lap	21.384	73.88	57.710	3	29	-1
NOT CLASSIFIED														
DNF	402	R		Kaine FARR	Suzuki GSXR - The Elms B&B Snetterton	4	4:06.164	8 Laps	7 Laps	70.66	59.338	2	24	

FASTEST LAP

47	SUP	Fenton SEABRIGHT	Aprilia RS660 - FHS Racing	8	49.335	88.14 mph	141.85 kph
11		Josh HARVEY	Yamaha R6 - NR Racing	3	50.024	86.93 mph	139.90 kph
7	R	Darren TAYLOR	Kawasaki ZX6R - Watton Auto Centre. Market Cross Cafe Sv	12	51.838	83.88 mph	135.00 kph

Comments:

Class SUP - 92.5% of Race Speed = 80.41 mph

Class R - 92.5% of Race Speed = 78.93 mph

Class R - 92.5% of Race Speed = 75.84 mph

Weather / Track : Cloudy / Dry

These results are provisional until the conclusion of any judicial and technical matters.

Date: 22/09/2024 Start: 14:28 Finish: 14:38

Brands Hatch Indy: 1.2079 miles

Clerk Of Course:

Stewards:

Timekeeper: Richard Evans



Results can be found at www.tsl-timing.com

Printed - 14:40 Sunday, 22 September 2024



BMCRC - MRO Championships 2024 - Rnd 7 @ Brands Hatch Indy

BMCRC Thunderbike Sport & BMCRC Supertwins

RACE 12 - LAP CHART

68	1 Lap	54.808
606	1 Lap	54.409
51	1 Lap	54.376
115	1 Lap	54.136
45	1 Lap	57.975
711	9.625	51.683
11	10.869	51.779
75	1 Lap	55.454
169	1 Lap	55.719
55	1 Lap	55.124
14	1 Lap	55.333
40	1 Lap	55.349
293	1 Lap	55.250
1	16.121	51.370
127	1 Lap	55.752
17	17.468	51.120
137	1 Lap	55.876
69	27.569	51.374
7	34.082	53.076
5	34.189	53.158
3	34.603	53.116
81	35.035	53.090
97	35.055	53.400
42	36.975	53.207
89	1 Lap	58.180
27	40.891	52.971
48	48.086	53.185

LAP 12 @ 14:38:52.073

NO	BEHIND	LAP TIME
47		49.737
100	1 Lap	53.424
77	1 Lap	53.892
606	1 Lap	53.795
68	1 Lap	54.480
51	1 Lap	54.031
45	1 Lap	53.817
115	1 Lap	54.072
711	10.453	50.565
11	11.319	50.187
55	1 Lap	54.452
75	1 Lap	55.085
169	1 Lap	55.267
1	17.627	51.243
14	1 Lap	54.718
17	19.590	51.859
40	1 Lap	55.909
293	1 Lap	55.827
127	1 Lap	56.255
137	1 Lap	55.671
69	29.679	51.847
7	36.183	51.838
5	36.958	52.506
3	37.299	52.433
97	37.618	52.300
81	38.077	52.779
42	40.278	53.040
27	44.144	52.990
89	1 Lap	57.850
48	51.423	53.074

BMCRC - MRO Championships 2024 - Rnd 7 @ Brands Hatch Indy

BMCRC Thunderbike Sport & BMCRC Supertwins

RACE 12 - POSITION CHART

No	Name	Lap Pos	Lap												
			1	2	3	4	5	6	7	8	9	10	11	12	
47	SEABRIGHT	1	47	47	47	47	47	47	47	47	47	47	47	47	47
17	DOWNES	2	711	711	711	711	711	711	711	711	711	711	711	711	711
711	HARDY	3	17	11	11	11	11	11	11	11	11	11	11	11	11
42	CARSON	4	11	17	17	17	1	1	1	1	1	1	1	1	1
11	HARVEY	5	1	1	1	1	17	17	17	17	17	17	17	17	17
1	WETHERELL	6	42	42	42	42	42	42	69	69	69	69	69	69	69
97	MANN *	7	5	7	7	7	7	69	7	7	7	7	7	7	7
5	STONE	8	7	5	5	5	5	7	5	5	5	5	5	5	5
606	BRYANT	9	97	97	69	69	69	5	42	97	97	3	3	3	3
7	TAYLOR	10	3	3	97	97	97	97	97	3	3	97	81	97	97
3	ARBON	11	81	69	3	3	3	3	3	42	81	81	97	81	81
27	BROWN	12	27	81	81	81	81	81	81	81	42	42	42	42	42
68	HILL	13	69	27	27	27	27	27	27	27	27	27	27	27	27
55	MANSON-CHUBB	14	606	606	68	68	100	100	48	48	48	48	48	48	48
69	RUSSO	15	68	68	606	100	68	48	100	100	100	100	100	100	100
81	MAY	16	100	100	100	77	77	77	77	77	77	77	77	77	77
100	HOWTON	17	55	77	77	606	48	68	68	68	68	68	68	606	606
51	BEESLEY	18	77	48	48	48	606	606	606	606	606	606	68	68	68
77	WHITE	19	51	55	55	45	45	45	45	45	45	51	51	51	51
40	WILKINSON	20	45	51	51	55	51	51	51	51	51	115	45	45	45
48	WALLIS	21	48	45	45	51	55	115	115	115	115	45	115	115	115
75	SVENSEN	22	75	115	75	115	115	55	55	75	75	75	55	55	55
115	SVENSEN	23	115	75	115	75	75	75	75	169	169	169	75	75	75
402	FARR	24	127	127	127	127	14	14	169	55	55	55	169	169	169
137	McPHERSON	25	40	14	14	14	169	169	14	14	14	14	14	14	14
45	QUINCE	26	14	40	169	169	127	127	40	40	40	40	40	40	40
14	DAVIES	27	169	169	40	40	40	40	127	127	293	293	293	293	293
89	SKINNS	28	293	293	293	293	293	293	293	293	127	127	127	127	127
169	GRIFFITHS	29	137	137	137	137	137	137	137	137	137	137	137	137	137
293	SMITH	30	402	89	89	89	89	89	89	89	89	89	89	89	89
127	CHAM	31	89	402	402	402									

BMCRC - MRO Championships 2024 - Rnd 7 @ Brands Hatch Indy

BMCRC Thunderbike Sport & BMCRC Supertwins

RACE 12 - SECTOR ANALYSIS



SECTOR 1 = FL to I1, SECTOR 2 = I1 to FL, DIFF = Difference To Personal Best Lap, P = Crossed Finish Line in Pit Lane, D = Time Disallowed

P1 47 SUP Fenton SEABRIGHT		Aprilia RS660 - FHS Racing				
IDEAL LAP TIME : 49.310		BEST LAP TIME : 49.335		DIFFERENCE : 0.025		
LAP	SECTOR 1	SECTOR 2	LAP TIME	MPH	DIFF	TIME OF DAY
1 -		20.172	53.647	81.05	4.312	14:29:45.494
2 -	29.592	20.016	49.608	87.65	0.273	14:30:35.102
3 -	29.437	20.042	49.479	87.88	0.144	14:31:24.581
4 -	29.398	20.026	49.424 (3)	87.98	0.089	14:32:14.005
5 -	29.429	19.963	49.392 (2)	88.04	0.057	14:33:03.397
6 -	29.557	19.977	49.534	87.79	0.199	14:33:52.931
7 -	29.451	19.997	49.448	87.94	0.113	14:34:42.379
8 -	29.423	19.912	49.335 (1)	88.14		14:35:31.714
9 -	29.763	20.655	50.418	86.25	1.083	14:36:22.132
10 -	29.575	20.261	49.836	87.25	0.501	14:37:11.968
11 -	30.121	20.247	50.368	86.33	1.033	14:38:02.336
12 -	29.441	20.296	49.737	87.43	0.402	14:38:52.073

P2 711 SUP Maximus HARDY		Triumph - Dad				
IDEAL LAP TIME : 50.014		BEST LAP TIME : 50.175		DIFFERENCE : 0.161		
LAP	SECTOR 1	SECTOR 2	LAP TIME	MPH	DIFF	TIME OF DAY
1 -		20.511	54.482	79.81	4.307	14:29:46.329
2 -	30.304	20.478	50.782	85.63	0.607	14:30:37.111
3 -	30.236	20.364	50.600	85.94	0.425	14:31:27.711
4 -	30.037	20.376	50.413	86.25	0.238	14:32:18.124
5 -	29.950	20.325	50.275 (3)	86.49	0.100	14:33:08.399
6 -	29.922	20.253	50.175 (1)	86.66		14:33:58.574
7 -	29.761	20.528	50.289	86.47	0.114	14:34:48.863
8 -	29.783	20.403	50.186 (2)	86.64	0.011	14:35:39.049
9 -	29.903	20.512	50.415	86.25	0.240	14:36:29.464
10 -	30.393	20.421	50.814	85.57	0.639	14:37:20.278
11 -	31.184	20.499	51.683	84.13	1.508	14:38:11.961
12 -	30.061	20.504	50.565	86.00	0.390	14:39:02.526

P3 11 Josh HARVEY		Yamaha R6 - NR Racing				
IDEAL LAP TIME : 50.013		BEST LAP TIME : 50.024		DIFFERENCE : 0.011		
LAP	SECTOR 1	SECTOR 2	LAP TIME	MPH	DIFF	TIME OF DAY
1 -		20.438	55.483	78.37	5.459	14:29:47.330
2 -	30.520	20.144	50.664	85.83	0.640	14:30:37.994
3 -	29.920	20.104	50.024 (1)	86.93		14:31:28.018
4 -	29.961	20.316	50.277	86.49	0.253	14:32:18.295
5 -	30.019	20.143	50.162 (2)	86.69	0.138	14:33:08.457
6 -	30.229	20.093	50.322	86.41	0.298	14:33:58.779
7 -	30.110	20.160	50.270	86.50	0.246	14:34:49.049
8 -	30.126	20.123	50.249	86.54	0.225	14:35:39.298
9 -	29.963	20.590	50.553	86.02	0.529	14:36:29.851
10 -	30.494	21.081	51.575	84.31	1.551	14:37:21.426
11 -	30.800	20.979	51.779	83.98	1.755	14:38:13.205
12 -	30.008	20.179	50.187 (3)	86.64	0.163	14:39:03.392

BMCRC - MRO Championships 2024 - Rnd 7 @ Brands Hatch Indy

BMCRC Thunderbike Sport & BMCRC Supertwins

RACE 12 - SECTOR ANALYSIS



SECTOR 1 = FL to I1, SECTOR 2 = I1 to FL, DIFF = Difference To Personal Best Lap, P = Crossed Finish Line in Pit Lane, D = Time Disallowed

P4 1		Matt WETHERELL		Suzuki GSXR 600 - Lamonde Racing		
IDEAL LAP TIME : 50.713		BEST LAP TIME : 50.772		DIFFERENCE : 0.059		
LAP	SECTOR 1	SECTOR 2	LAP TIME	MPH	DIFF	TIME OF DAY
1 -		20.522	55.806	77.92	5.034	14:29:47.653
2 -	30.839	20.416	51.255	84.84	0.483	14:30:38.908
3 -	30.446	20.704	51.150	85.01	0.378	14:31:30.058
4 -	30.320	20.452	50.772 (1)	85.64		14:32:20.830
5 -	30.297	20.548	50.845 (2)	85.52	0.073	14:33:11.675
6 -	30.678	20.571	51.249	84.85	0.477	14:34:02.924
7 -	30.467	20.459	50.926	85.39	0.154	14:34:53.850
8 -	30.435	20.865	51.300	84.76	0.528	14:35:45.150
9 -	30.332	20.531	50.863 (3)	85.49	0.091	14:36:36.013
10 -	30.543	20.531	51.074	85.14	0.302	14:37:27.087
11 -	30.637	20.733	51.370	84.65	0.598	14:38:18.457
12 -	30.609	20.634	51.243	84.86	0.471	14:39:09.700

P5 17 SUP		Tommy DOWNES		Yamaha R7 - Moto 46		
IDEAL LAP TIME : 50.887		BEST LAP TIME : 50.924		DIFFERENCE : 0.037		
LAP	SECTOR 1	SECTOR 2	LAP TIME	MPH	DIFF	TIME OF DAY
1 -		20.616	55.471	78.39	4.547	14:29:47.318
2 -	30.815	20.560	51.375	84.64	0.451	14:30:38.693
3 -	30.428	20.496	50.924 (1)	85.39		14:31:29.617
4 -	30.628	20.541	51.169	84.98	0.245	14:32:20.786
5 -	30.781	20.491	51.272	84.81	0.348	14:33:12.058
6 -	30.518	20.516	51.034 (2)	85.20	0.110	14:34:03.092
7 -	30.558	20.506	51.064 (3)	85.15	0.140	14:34:54.156
8 -	30.467	20.778	51.245	84.85	0.321	14:35:45.401
9 -	31.424	20.549	51.973	83.67	1.049	14:36:37.374
10 -	30.529	20.781	51.310	84.75	0.386	14:37:28.684
11 -	30.661	20.459	51.120	85.06	0.196	14:38:19.804
12 -	31.052	20.807	51.859	83.85	0.935	14:39:11.663

P6 69		Tony RUSSO		Yamaha R6 - Wymark Lubricants		
IDEAL LAP TIME : 51.161		BEST LAP TIME : 51.374		DIFFERENCE : 0.213		
LAP	SECTOR 1	SECTOR 2	LAP TIME	MPH	DIFF	TIME OF DAY
1 -		21.823	1:00.506	71.86	9.132	14:29:52.353
2 -	31.441	20.698	52.139	83.40	0.765	14:30:44.492
3 -	31.150	20.760	51.910	83.77	0.536	14:31:36.402
4 -	31.109	20.741	51.850	83.86	0.476	14:32:28.252
5 -	31.517	20.753	52.270	83.19	0.896	14:33:20.522
6 -	31.711	20.409	52.120	83.43	0.746	14:34:12.642
7 -	30.926	20.506	51.432 (3)	84.55	0.058	14:35:04.074
8 -	30.910	20.544	51.454	84.51	0.080	14:35:55.528
9 -	30.838	20.564	51.402 (2)	84.59	0.028	14:36:46.930
10 -	30.988	20.613	51.601	84.27	0.227	14:37:38.531
11 -	30.752	20.622	51.374 (1)	84.64		14:38:29.905
12 -	31.135	20.712	51.847	83.87	0.473	14:39:21.752

BMCRC - MRO Championships 2024 - Rnd 7 @ Brands Hatch Indy

BMCRC Thunderbike Sport & BMCRC Supertwins

RACE 12 - SECTOR ANALYSIS



SECTOR 1 = FL to I1, SECTOR 2 = I1 to FL, DIFF = Difference To Personal Best Lap, P = Crossed Finish Line in Pit Lane, D = Time Disallowed

P7		7 R		Darren TAYLOR		Kawasaki ZX6R - Watton Auto Centre. Market Cross Cafe Swaff	
IDEAL LAP TIME : 51.838		BEST LAP TIME : 51.838		DIFFERENCE : 0.000			
LAP	SECTOR 1	SECTOR 2	LAP TIME	MPH	DIFF	TIME OF DAY	
1 -		21.377	58.870	73.86	7.032	14:29:50.717	
2 -	31.463	20.889	52.352 (3)	83.06	0.514	14:30:43.069	
3 -	31.437	20.974	52.411	82.97	0.573	14:31:35.480	
4 -	31.220	21.297	52.517	82.80	0.679	14:32:27.997	
5 -	31.327	21.009	52.336 (2)	83.09	0.498	14:33:20.333	
6 -	31.535	21.034	52.569	82.72	0.731	14:34:12.902	
7 -	31.800	20.823	52.623	82.63	0.785	14:35:05.525	
8 -	31.259	21.425	52.684	82.54	0.846	14:35:58.209	
9 -	31.432	20.988	52.420	82.95	0.582	14:36:50.629	
10 -	31.550	21.163	52.713	82.49	0.875	14:37:43.342	
11 -	32.079	20.997	53.076	81.93	1.238	14:38:36.418	
12 -	31.157	20.681	51.838 (1)	83.88		14:39:28.256	

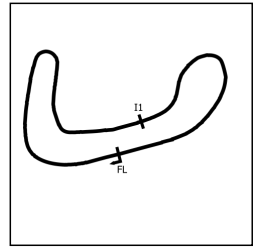
P8		5 R		Logan STONE		Yamaha R6 -	
IDEAL LAP TIME : 52.154		BEST LAP TIME : 52.158		DIFFERENCE : 0.004			
LAP	SECTOR 1	SECTOR 2	LAP TIME	MPH	DIFF	TIME OF DAY	
1 -		21.510	58.695	74.08	6.537	14:29:50.542	
2 -	31.905	21.026	52.931	82.15	0.773	14:30:43.473	
3 -	31.544	20.917	52.461	82.89	0.303	14:31:35.934	
4 -	31.398	20.760	52.158 (1)	83.37		14:32:28.092	
5 -	31.422	20.905	52.327 (2)	83.10	0.169	14:33:20.419	
6 -	31.951	20.818	52.769	82.40	0.611	14:34:13.188	
7 -	31.629	21.147	52.776	82.39	0.618	14:35:05.964	
8 -	31.585	20.924	52.509	82.81	0.351	14:35:58.473	
9 -	31.394	20.936	52.330 (3)	83.09	0.172	14:36:50.803	
10 -	31.478	21.086	52.564	82.72	0.406	14:37:43.367	
11 -	32.228	20.930	53.158	81.80	1.000	14:38:36.525	
12 -	31.610	20.896	52.506	82.82	0.348	14:39:29.031	

P9		3 SUP		Oliver ARBON		Aprilia RS660 - TT Plumbing & Heating	
IDEAL LAP TIME : 51.805		BEST LAP TIME : 51.986		DIFFERENCE : 0.181			
LAP	SECTOR 1	SECTOR 2	LAP TIME	MPH	DIFF	TIME OF DAY	
1 -		21.483	59.474	73.11	7.488	14:29:51.321	
2 -	31.835	21.322	53.157	81.80	1.171	14:30:44.478	
3 -	31.655	21.242	52.897	82.20	0.911	14:31:37.375	
4 -	31.476	21.320	52.796	82.36	0.810	14:32:30.171	
5 -	31.320	21.223	52.543	82.76	0.557	14:33:22.714	
6 -	31.123	20.863	51.986 (1)	83.64		14:34:14.700	
7 -	31.033	21.050	52.083 (2)	83.49	0.097	14:35:06.783	
8 -	31.587	20.772	52.359	83.05	0.373	14:35:59.142	
9 -	31.207	20.913	52.120 (3)	83.43	0.134	14:36:51.262	
10 -	31.434	21.127	52.561	82.73	0.575	14:37:43.823	
11 -	32.079	21.037	53.116	81.86	1.130	14:38:36.939	
12 -	31.539	20.894	52.433	82.93	0.447	14:39:29.372	

BMCRC - MRO Championships 2024 - Rnd 7 @ Brands Hatch Indy

BMCRC Thunderbike Sport & BMCRC Supertwins

RACE 12 - SECTOR ANALYSIS



SECTOR 1 = FL to I1, SECTOR 2 = I1 to FL, DIFF = Difference To Personal Best Lap, P = Crossed Finish Line in Pit Lane, D = Time Disallowed

P10 97 SUP Alex MANN *			Kawasaki ER6N -			
IDEAL LAP TIME : 51.970		BEST LAP TIME : 52.180		DIFFERENCE : 0.210		
LAP	SECTOR 1	SECTOR 2	LAP TIME	MPH	DIFF	TIME OF DAY
1 -		21.598	59.425	73.17	7.245	14:29:51.272
2 -	31.639	21.176	52.815	82.33	0.635	14:30:44.087
3 -	31.516	21.003	52.519	82.80	0.339	14:31:36.606
4 -	31.432	20.748	52.180 (1)	83.33		14:32:28.786
5 -	31.327	21.103	52.430	82.94	0.250	14:33:21.216
6 -	31.434	21.029	52.463	82.88	0.283	14:34:13.679
7 -	31.541	21.458	52.999	82.05	0.819	14:35:06.678
8 -	31.317	20.965	52.282 (3)	83.17	0.102	14:35:58.960
9 -	31.222	21.040	52.262 (2)	83.20	0.082	14:36:51.222
10 -	31.665	21.104	52.769	82.40	0.589	14:37:43.991
11 -	32.331	21.069	53.400	81.43	1.220	14:38:37.391
12 -	31.250	21.050	52.300	83.14	0.120	14:39:29.691

P11 81 SUP Malvern MAY			Aprilia RS660 - IMP Racing			
IDEAL LAP TIME : 51.569		BEST LAP TIME : 51.807		DIFFERENCE : 0.238		
LAP	SECTOR 1	SECTOR 2	LAP TIME	MPH	DIFF	TIME OF DAY
1 -		21.457	59.798	72.72	7.991	14:29:51.645
2 -	31.860	21.272	53.132	81.84	1.325	14:30:44.777
3 -	31.556	21.344	52.900	82.20	1.093	14:31:37.677
4 -	31.505	21.158	52.663	82.57	0.856	14:32:30.340
5 -	31.610	21.050	52.660	82.57	0.853	14:33:23.000
6 -	31.051	20.967	52.018 (2)	83.59	0.211	14:34:15.018
7 -	31.215	20.877	52.092 (3)	83.47	0.285	14:35:07.110
8 -	31.975	21.211	53.186	81.76	1.379	14:36:00.296
9 -	31.311	20.867	52.178	83.34	0.371	14:36:52.474
10 -	30.702	21.105	51.807 (1)	83.93		14:37:44.281
11 -	31.901	21.189	53.090	81.91	1.283	14:38:37.371
12 -	31.575	21.204	52.779	82.39	0.972	14:39:30.150

P12 42 Adam CARSON			Honda CBR600 F3 - Allspeed exhausts, stink wheels			
IDEAL LAP TIME : 52.238		BEST LAP TIME : 52.317		DIFFERENCE : 0.079		
LAP	SECTOR 1	SECTOR 2	LAP TIME	MPH	DIFF	TIME OF DAY
1 -		21.450	58.367	74.50	6.050	14:29:50.214
2 -	31.683	20.997	52.680	82.54	0.363	14:30:42.894
3 -	31.342	20.975	52.317 (1)	83.12		14:31:35.211
4 -	31.272	21.172	52.444 (3)	82.91	0.127	14:32:27.655
5 -	31.440	21.101	52.541	82.76	0.224	14:33:20.196
6 -	31.407	20.966	52.373 (2)	83.03	0.056	14:34:12.569
7 -	32.524	21.296	53.820	80.79	1.503	14:35:06.389
8 -	32.351	21.151	53.502	81.27	1.185	14:35:59.891
9 -	31.879	21.239	53.118	81.86	0.801	14:36:53.009
10 -	31.842	21.253	53.095	81.90	0.778	14:37:46.104
11 -	31.999	21.208	53.207	81.72	0.890	14:38:39.311
12 -	31.791	21.249	53.040	81.98	0.723	14:39:32.351

BMCRC - MRO Championships 2024 - Rnd 7 @ Brands Hatch Indy

BMCRC Thunderbike Sport & BMCRC Supertwins

RACE 12 - SECTOR ANALYSIS



SECTOR 1 = FL to I1, SECTOR 2 = I1 to FL, DIFF = Difference To Personal Best Lap, P = Crossed Finish Line in Pit Lane, D = Time Disallowed

P13 27 SUP Ben BROWN			Yamaha R7 - Hunts Motorcycles			
IDEAL LAP TIME : 52.735		BEST LAP TIME : 52.771		DIFFERENCE : 0.036		
LAP	SECTOR 1	SECTOR 2	LAP TIME	MPH	DIFF	TIME OF DAY
1 -		21.864	1:00.398	71.99	7.627	14:29:52.245
2 -	32.436	21.321	53.757	80.89	0.986	14:30:46.002
3 -	32.247	21.515	53.762	80.88	0.991	14:31:39.764
4 -	31.913	21.186	53.099	81.89	0.328	14:32:32.863
5 -	31.874	20.910	52.784 (2)	82.38	0.013	14:33:25.647
6 -	31.910	20.861	52.771 (1)	82.40		14:34:18.418
7 -	31.991	21.044	53.035	81.99	0.264	14:35:11.453
8 -	31.956	20.923	52.879	82.23	0.108	14:36:04.332
9 -	31.920	20.942	52.862 (3)	82.26	0.091	14:36:57.194
10 -	32.099	20.963	53.062	81.95	0.291	14:37:50.256
11 -	32.026	20.945	52.971	82.09	0.200	14:38:43.227
12 -	31.924	21.066	52.990	82.06	0.219	14:39:36.217

P14 48 Shaun WALLIS			Yamaha R6 (W) - MBC Despatch Racing			
IDEAL LAP TIME : 52.865		BEST LAP TIME : 52.979		DIFFERENCE : 0.114		
LAP	SECTOR 1	SECTOR 2	LAP TIME	MPH	DIFF	TIME OF DAY
1 -		22.698	1:02.754	69.29	9.775	14:29:54.601
2 -	32.966	21.726	54.692	79.51	1.713	14:30:49.293
3 -	32.583	21.439	54.022	80.49	1.043	14:31:43.315
4 -	32.322	21.528	53.850	80.75	0.871	14:32:37.165
5 -	32.380	21.845	54.225	80.19	1.246	14:33:31.390
6 -	32.034	21.245	53.279	81.61	0.300	14:34:24.669
7 -	31.983	21.276	53.259	81.65	0.280	14:35:17.928
8 -	31.701	21.278	52.979 (1)	82.08		14:36:10.907
9 -	31.789	21.561	53.350	81.51	0.371	14:37:04.257
10 -	31.620	21.360	52.980 (2)	82.08	0.001	14:37:57.237
11 -	31.801	21.384	53.185	81.76	0.206	14:38:50.422
12 -	31.746	21.328	53.074 (3)	81.93	0.095	14:39:43.496

P15 100 SUP Craig HOWTON			Kawasaki ER6N - ME			
IDEAL LAP TIME : 53.346		BEST LAP TIME : 53.424		DIFFERENCE : 0.078		
LAP	SECTOR 1	SECTOR 2	LAP TIME	MPH	DIFF	TIME OF DAY
1 -		22.443	1:01.635	70.55	8.211	14:29:53.482
2 -	32.503	21.839	54.342	80.02	0.918	14:30:47.824
3 -	32.807	21.797	54.604	79.63	1.180	14:31:42.428
4 -	32.723	21.499	54.222	80.19	0.798	14:32:36.650
5 -	32.407	21.684	54.091	80.39	0.667	14:33:30.741
6 -	32.261	21.615	53.876	80.71	0.452	14:34:24.617
7 -	32.340	21.472	53.812	80.81	0.388	14:35:18.429
8 -	32.113	21.499	53.612 (2)	81.11	0.188	14:36:12.041
9 -	32.182	21.590	53.772	80.87	0.348	14:37:05.813
10 -	32.184	21.483	53.667 (3)	81.02	0.243	14:37:59.480
11 -	31.874	21.550	53.424 (1)	81.39		14:38:52.904

P16 77 Joe WHITE			Suzuki GSXR 600 MAIN - The Race Shack /Just In Graphics			
IDEAL LAP TIME : 53.488		BEST LAP TIME : 53.494		DIFFERENCE : 0.006		
LAP	SECTOR 1	SECTOR 2	LAP TIME	MPH	DIFF	TIME OF DAY
1 -		22.199	1:01.933	70.21	8.439	14:29:53.780
2 -	33.282	21.626	54.908	79.19	1.414	14:30:48.688
3 -	32.567	21.602	54.169	80.27	0.675	14:31:42.857
4 -	32.612	21.430	54.042	80.46	0.548	14:32:36.899
5 -	32.523	21.817	54.340	80.02	0.846	14:33:31.239
6 -	33.034	21.393	54.427	79.89	0.933	14:34:25.666
7 -	32.095	21.399	53.494 (1)	81.29		14:35:19.160
8 -	32.330	21.489	53.819 (3)	80.80	0.325	14:36:12.979
9 -	32.335	21.542	53.877	80.71	0.383	14:37:06.856
10 -	32.349	21.437	53.786 (2)	80.85	0.292	14:38:00.642
11 -	32.289	21.603	53.892	80.69	0.398	14:38:54.534

BMCRC - MRO Championships 2024 - Rnd 7 @ Brands Hatch Indy

BMCRC Thunderbike Sport & BMCRC Supertwins

RACE 12 - SECTOR ANALYSIS



SECTOR 1 = FL to I1, SECTOR 2 = I1 to FL, DIFF = Difference To Personal Best Lap, P = Crossed Finish Line in Pit Lane, D = Time Disallowed

P17 606 SUP Robert BRYANT			Suzuki SV650 - R.B Plumbing & Heating			
IDEAL LAP TIME : 53.692		BEST LAP TIME : 53.795		DIFFERENCE : 0.103		
LAP	SECTOR 1	SECTOR 2	LAP TIME	MPH	DIFF	TIME OF DAY
1 -		22.297	1:00.719	71.61	6.924	14:29:52.566
2 -	32.671	21.943	54.614	79.62	0.819	14:30:47.180
3 -	32.755	22.057	54.812	79.33	1.017	14:31:41.992
4 -	33.160	21.913	55.073	78.96	1.278	14:32:37.065
5 -	32.729	22.020	54.749	79.42	0.954	14:33:31.814
6 -	32.896	22.044	54.940	79.15	1.145	14:34:26.754
7 -	32.568	21.858	54.426	79.89	0.631	14:35:21.180
8 -	32.516	21.687	54.203 (2)	80.22	0.408	14:36:15.383
9 -	32.408	21.999	54.407 (3)	79.92	0.612	14:37:09.790
10 -	32.540	21.869	54.409	79.92	0.614	14:38:04.199
11 -	32.005	21.790	53.795 (1)	80.83		14:38:57.994

P18 68 SUP Mark HILL			Ducati NRR1000EVO - Mhp exhausts, Knight RR			
IDEAL LAP TIME :		BEST LAP TIME : 54.168		DIFFERENCE :		
LAP	SECTOR 1	SECTOR 2	LAP TIME	MPH	DIFF	TIME OF DAY
1 -			1:01.148	71.11	6.980	14:29:52.995
2 -			54.283 (3)	80.10	0.114	14:30:47.278
3 -			54.710	79.48	0.541	14:31:41.988
4 -			54.168 (1)	80.27		14:32:36.157
5 -			54.964	79.11	0.795	14:33:31.121
6 -			55.164	78.83	0.995	14:34:26.285
7 -			54.406	79.92	0.237	14:35:20.691
8 -			54.279 (2)	80.11	0.110	14:36:14.970
9 -			54.414	79.91	0.245	14:37:09.384
10 -			54.808	79.34	0.639	14:38:04.192
11 -			54.480	79.82	0.311	14:38:58.672

P19 51 Paul BEESLEY			Yamaha R6 -			
IDEAL LAP TIME : 54.000		BEST LAP TIME : 54.021		DIFFERENCE : 0.021		
LAP	SECTOR 1	SECTOR 2	LAP TIME	MPH	DIFF	TIME OF DAY
1 -		22.468	1:02.304	69.79	8.283	14:29:54.151
2 -	33.720	22.195	55.915	77.77	1.894	14:30:50.066
3 -	33.120	21.988	55.108	78.91	1.087	14:31:45.174
4 -	33.551	22.087	55.638	78.15	1.617	14:32:40.812
5 -	32.947	21.687	54.634	79.59	0.613	14:33:35.446
6 -	32.402	21.619	54.021 (1)	80.49		14:34:29.467
7 -	32.504	21.664	54.168 (3)	80.27	0.147	14:35:23.635
8 -	32.712	21.706	54.418	79.91	0.397	14:36:18.053
9 -	32.440	22.221	54.661	79.55	0.640	14:37:12.714
10 -	32.766	21.610	54.376	79.97	0.355	14:38:07.090
11 -	32.433	21.598	54.031 (2)	80.48	0.010	14:39:01.121

P20 45 SUP Terence QUINCE			Suzuki SV650 - K&Q, HM Racing, Titan-x			
IDEAL LAP TIME : 53.161		BEST LAP TIME : 53.287		DIFFERENCE : 0.126		
LAP	SECTOR 1	SECTOR 2	LAP TIME	MPH	DIFF	TIME OF DAY
1 -		22.715	1:02.652	69.40	9.365	14:29:54.499
2 -	33.693	22.356	56.049	77.58	2.762	14:30:50.548
3 -	33.209	21.702	54.911	79.19	1.624	14:31:45.459
4 -	32.764	21.711	54.475	79.82	1.188	14:32:39.934
5 -	31.978	21.309	53.287 (1)	81.60		14:33:33.221
6 -	31.852	21.952	53.804 (2)	80.82	0.517	14:34:27.025
7 -	32.491	21.690	54.181	80.26	0.894	14:35:21.206
8 -	33.252	21.439	54.691	79.51	1.404	14:36:15.897
9 -	32.199	21.829	54.028	80.48	0.741	14:37:09.925
10 -	36.571	21.404	57.975	75.00	4.688	14:38:07.900
11 -	32.181	21.636	53.817 (3)	80.80	0.530	14:39:01.717

BMCRC - MRO Championships 2024 - Rnd 7 @ Brands Hatch Indy

BMCRC Thunderbike Sport & BMCRC Supertwins

RACE 12 - SECTOR ANALYSIS



SECTOR 1 = FL to I1, SECTOR 2 = I1 to FL, DIFF = Difference To Personal Best Lap, P = Crossed Finish Line in Pit Lane, D = Time Disallowed

P21 115 SUP James SVENSEN			Suzuki SV650S -			
IDEAL LAP TIME : 53.717		BEST LAP TIME : 54.010		DIFFERENCE : 0.293		
LAP	SECTOR 1	SECTOR 2	LAP TIME	MPH	DIFF	TIME OF DAY
1 -		23.019	1:03.721	68.24	9.711	14:29:55.568
2 -	32.974	22.245	55.219	78.75	1.209	14:30:50.787
3 -	33.453	21.875	55.328	78.59	1.318	14:31:46.115
4 -	33.127	22.193	55.320	78.60	1.310	14:32:41.435
5 -	32.999	22.317	55.316	78.61	1.306	14:33:36.751
6 -	32.676	21.667	54.343	80.02	0.333	14:34:31.094
7 -	32.477	21.702	54.179	80.26	0.169	14:35:25.273
8 -	32.484	21.777	54.261	80.14	0.251	14:36:19.534
9 -	32.457	21.553	54.010 (1)	80.51		14:37:13.544
10 -	32.444	21.692	54.136 (3)	80.32	0.126	14:38:07.680
11 -	32.164	21.908	54.072 (2)	80.42	0.062	14:39:01.752

P22 55 R Magnus MANSON-CHUBB			Yamaha R6 -			
IDEAL LAP TIME : 54.452		BEST LAP TIME : 54.452		DIFFERENCE : 0.000		
LAP	SECTOR 1	SECTOR 2	LAP TIME	MPH	DIFF	TIME OF DAY
1 -		22.271	1:01.855	70.30	7.403	14:29:53.702
2 -	33.902	22.099	56.001	77.65	1.549	14:30:49.703
3 -	33.349	21.751	55.100 (2)	78.92	0.648	14:31:44.803
4 -	33.746	21.958	55.704	78.06	1.252	14:32:40.507
5 -	33.573	21.978	55.551	78.28	1.099	14:33:36.058
6 -	33.863	22.024	55.887	77.81	1.435	14:34:31.945
7 -	33.994	21.902	55.896	77.79	1.444	14:35:27.841
8 -	33.863	21.969	55.832	77.88	1.380	14:36:23.673
9 -	33.465	21.965	55.430	78.45	0.978	14:37:19.103
10 -	33.265	21.859	55.124 (3)	78.88	0.672	14:38:14.227
11 -	32.910	21.542	54.452 (1)	79.86		14:39:08.679

P23 75 R Tom SVENSEN			Suzuki SV650 - Team TSR - HCL Car sales			
IDEAL LAP TIME : 54.716		BEST LAP TIME : 55.026		DIFFERENCE : 0.310		
LAP	SECTOR 1	SECTOR 2	LAP TIME	MPH	DIFF	TIME OF DAY
1 -		22.711	1:03.348	68.64	8.322	14:29:55.195
2 -	33.167	22.537	55.704	78.06	0.678	14:30:50.899
3 -	33.086	22.042	55.128 (3)	78.88	0.102	14:31:46.027
4 -	32.891	22.563	55.454	78.41	0.428	14:32:41.481
5 -	33.013	22.424	55.437	78.44	0.411	14:33:36.918
6 -	33.275	22.391	55.666	78.11	0.640	14:34:32.584
7 -	33.031	22.319	55.350	78.56	0.324	14:35:27.934
8 -	33.193	22.245	55.438	78.44	0.412	14:36:23.372
9 -	32.674	22.352	55.026 (1)	79.02		14:37:18.398
10 -	33.105	22.349	55.454	78.41	0.428	14:38:13.852
11 -	32.770	22.315	55.085 (2)	78.94	0.059	14:39:08.937

P24 169 SUP Jack GRIFFITHS			Suzuki SV650 - Joes Carpets. ATP Racing			
IDEAL LAP TIME : 54.448		BEST LAP TIME : 54.872		DIFFERENCE : 0.424		
LAP	SECTOR 1	SECTOR 2	LAP TIME	MPH	DIFF	TIME OF DAY
1 -		22.835	1:04.728	67.18	9.856	14:29:56.575
2 -	33.922	22.378	56.300	77.23	1.428	14:30:52.875
3 -	33.092	21.963	55.055	78.98	0.183	14:31:47.930
4 -	32.676	22.196	54.872 (1)	79.24		14:32:42.802
5 -	33.193	21.772	54.965 (3)	79.11	0.093	14:33:37.767
6 -	32.974	22.300	55.274	78.67	0.402	14:34:33.041
7 -	33.503	22.061	55.564	78.26	0.692	14:35:28.605
8 -	32.809	22.111	54.920 (2)	79.18	0.048	14:36:23.525
9 -	33.096	21.870	54.966	79.11	0.094	14:37:18.491
10 -	33.146	22.573	55.719	78.04	0.847	14:38:14.210
11 -	33.296	21.971	55.267	78.68	0.395	14:39:09.477

BMCRC - MRO Championships 2024 - Rnd 7 @ Brands Hatch Indy

BMCRC Thunderbike Sport & BMCRC Supertwins

RACE 12 - SECTOR ANALYSIS



SECTOR 1 = FL to I1, SECTOR 2 = I1 to FL, DIFF = Difference To Personal Best Lap, P = Crossed Finish Line in Pit Lane, D = Time Disallowed

P25 14 R		George DAVIES		Suzuki SV650 - Tanya Warner		
IDEAL LAP TIME : 54.701		BEST LAP TIME : 54.718		DIFFERENCE : 0.017		
LAP	SECTOR 1	SECTOR 2	LAP TIME	MPH	DIFF	TIME OF DAY
1 -		22.880	1:04.482	67.43	9.764	14:29:56.329
2 -	33.140	22.187	55.327 (3)	78.59	0.609	14:30:51.656
3 -	33.290	22.304	55.594	78.22	0.876	14:31:47.250
4 -	33.172	22.207	55.379	78.52	0.661	14:32:42.629
5 -	32.861	21.995	54.856 (2)	79.27	0.138	14:33:37.485
6 -	33.136	22.251	55.387	78.51	0.669	14:34:32.872
7 -	33.432	22.317	55.749	78.00	1.031	14:35:28.621
8 -	33.301	22.452	55.753	77.99	1.035	14:36:24.374
9 -	33.076	22.496	55.572	78.25	0.854	14:37:19.946
10 -	33.217	22.116	55.333	78.58	0.615	14:38:15.279
11 -	32.706	22.012	54.718 (1)	79.47		14:39:09.997

P26 40 SUP		Simon WILKINSON		Suzuki SV650 -		
IDEAL LAP TIME : 55.092		BEST LAP TIME : 55.117		DIFFERENCE : 0.025		
LAP	SECTOR 1	SECTOR 2	LAP TIME	MPH	DIFF	TIME OF DAY
1 -		22.797	1:04.154	67.78	9.037	14:29:56.001
2 -	34.274	22.273	56.547	76.90	1.430	14:30:52.548
3 -	34.123	22.146	56.269	77.28	1.152	14:31:48.817
4 -	33.567	22.084	55.651	78.14	0.534	14:32:44.468
5 -	33.430	22.022	55.452	78.42	0.335	14:33:39.920
6 -	33.205	22.055	55.260 (2)	78.69	0.143	14:34:35.180
7 -	33.796	22.055	55.851	77.86	0.734	14:35:31.031
8 -	33.570	22.224	55.794	77.94	0.677	14:36:26.825
9 -	33.230	21.887	55.117 (1)	78.89		14:37:21.942
10 -	33.223	22.126	55.349 (3)	78.56	0.232	14:38:17.291
11 -	33.567	22.342	55.909	77.78	0.792	14:39:13.200

P27 293		Leigh SMITH		Suzuki SV650 - Smiths Mechanical Support Ltd, Lamonde Autor		
IDEAL LAP TIME : 54.659		BEST LAP TIME : 55.075		DIFFERENCE : 0.416		
LAP	SECTOR 1	SECTOR 2	LAP TIME	MPH	DIFF	TIME OF DAY
1 -		22.773	1:04.832	67.07	9.757	14:29:56.679
2 -	33.797	22.600	56.397	77.10	1.322	14:30:53.076
3 -	33.651	22.702	56.353	77.16	1.278	14:31:49.429
4 -	33.081	22.121	55.202 (2)	78.77	0.127	14:32:44.631
5 -	33.547	21.841	55.388	78.51	0.313	14:33:40.019
6 -	33.219	22.070	55.289	78.65	0.214	14:34:35.308
7 -	33.859	22.084	55.943	77.73	0.868	14:35:31.251
8 -	33.700	22.416	56.116	77.49	1.041	14:36:27.367
9 -	32.818	22.257	55.075 (1)	78.95		14:37:22.442
10 -	32.873	22.377	55.250 (3)	78.70	0.175	14:38:17.692
11 -	33.379	22.448	55.827	77.89	0.752	14:39:13.519

P28 127 SUP		Matthew CHAM		Ducati Monster 796 -		
IDEAL LAP TIME : 55.329		BEST LAP TIME : 55.460		DIFFERENCE : 0.131		
LAP	SECTOR 1	SECTOR 2	LAP TIME	MPH	DIFF	TIME OF DAY
1 -		22.829	1:03.968	67.98	8.508	14:29:55.815
2 -	33.279	22.262	55.541 (2)	78.29	0.081	14:30:51.356
3 -	33.186	22.274	55.460 (1)	78.40		14:31:46.816
4 -	33.478	22.286	55.764	77.98	0.304	14:32:42.580
5 -	33.709	22.143	55.852	77.85	0.392	14:33:38.432
6 -	33.646	22.625	56.271	77.27	0.811	14:34:34.703
7 -	33.890	22.486	56.376	77.13	0.916	14:35:31.079
8 -	33.700	22.585	56.285	77.26	0.825	14:36:27.364
9 -	33.337	22.610	55.947	77.72	0.487	14:37:23.311
10 -	33.318	22.434	55.752 (3)	77.99	0.292	14:38:19.063
11 -	33.677	22.578	56.255	77.30	0.795	14:39:15.318

BMCRC - MRO Championships 2024 - Rnd 7 @ Brands Hatch Indy

BMCRC Thunderbike Sport & BMCRC Supertwins

RACE 12 - SECTOR ANALYSIS



SECTOR 1 = FL to I1, SECTOR 2 = I1 to FL, DIFF = Difference To Personal Best Lap, P = Crossed Finish Line in Pit Lane, D = Time Disallowed

P29 137		Colin McPHERSON		Yamaha R6 -		
IDEAL LAP TIME : 55.665		BEST LAP TIME : 55.671		DIFFERENCE : 0.006		
LAP	SECTOR 1	SECTOR 2	LAP TIME	MPH	DIFF	TIME OF DAY
1 -		23.131	1:05.276	66.61	9.605	14:29:57.123
2 -	33.988	22.413	56.401	77.10	0.730	14:30:53.524
3 -	33.659	22.691	56.350	77.17	0.679	14:31:49.874
4 -	33.885	22.136	56.021	77.62	0.350	14:32:45.895
5 -	34.051	22.095	56.146	77.45	0.475	14:33:42.041
6 -	33.669	22.396	56.065	77.56	0.394	14:34:38.106
7 -	33.969	22.294	56.263	77.29	0.592	14:35:34.369
8 -	33.762	22.222	55.984	77.67	0.313	14:36:30.353
9 -	33.584	22.358	55.942 (3)	77.73	0.271	14:37:26.295
10 -	33.671	22.205	55.876 (2)	77.82	0.205	14:38:22.171
11 -	33.590	22.081	55.671 (1)	78.11		14:39:17.842

P30 89 R		Daryl SKINNS		Suzuki GSXR 750 - Indoor Climate Systems UK LTD		
IDEAL LAP TIME :		BEST LAP TIME : 57.710		DIFFERENCE :		
LAP	SECTOR 1	SECTOR 2	LAP TIME	MPH	DIFF	TIME OF DAY
1 -			1:06.393	65.49	8.683	14:29:58.240
2 -			58.912	73.81	1.202	14:30:57.152
3 -			57.710 (1)	75.35		14:31:54.862
4 -			58.156	74.77	0.446	14:32:53.018
5 -			57.867	75.14	0.157	14:33:50.885
6 -			58.276	74.62	0.566	14:34:49.161
7 -			57.983	74.99	0.273	14:35:47.144
8 -			58.248	74.65	0.538	14:36:45.392
9 -			57.804 (2)	75.23	0.094	14:37:43.196
10 -			58.180	74.74	0.470	14:38:41.376
11 -			57.850 (3)	75.17	0.140	14:39:39.226

P31 402 R		Kaine FARR		Suzuki GSXR - The Elms B&B Snetterton		
IDEAL LAP TIME : 58.739		BEST LAP TIME : 59.338		DIFFERENCE : 0.599		
LAP	SECTOR 1	SECTOR 2	LAP TIME	MPH	DIFF	TIME OF DAY
1 -		23.394	1:06.110	65.77	6.772	14:29:57.957
2 -	35.345	23.993	59.338 (1)	73.28		14:30:57.295
3 -	36.449	23.694	1:00.143 (2)	72.30	0.805	14:31:57.438
4 -	35.800	24.773	1:00.573 (3)	71.79	1.235	14:32:58.011

BMCRC - MRO Championships 2024 - Rnd 7 @ Brands Hatch Indy

BMCRC Thunderbike Sport & BMCRC Supertwins

RACE 12 - BEST SECTORS

SECTOR 1			SECTOR 2			IDEAL / BEST COMPARISON						
POS	NO	NAME	TIME	NO	NAME	TIME	POS	NO	NAME	IDEAL	BEST	DIFF
									PERFECT LAP	49.310		
1	47	SEABRIGHT	29.398	47	SEABRIGHT	19.912	1	47	SEABRIGHT	49.310	49.335	0.025
2	711	HARDY	29.761	11	HARVEY	20.093	2	11	HARVEY	50.013	50.024	0.011
3	11	HARVEY	29.920	711	HARDY	20.253	3	711	HARDY	50.014	50.175	0.161
4	1	WETHERELL	30.297	69	RUSSO	20.409	4	1	WETHERELL	50.713	50.772	0.059
5	17	DOWNES	30.428	1	WETHERELL	20.416	5	17	DOWNES	50.887	50.924	0.037
6	81	MAY	30.702	17	DOWNES	20.459	6	69	RUSSO	51.161	51.374	0.213
7	69	RUSSO	30.752	7	TAYLOR	20.681	7	81	MAY	51.569	51.807	0.238
8	3	ARBON	31.033	97	MANN *	20.748	8	3	ARBON	51.805	51.986	0.181
9	7	TAYLOR	31.157	5	STONE	20.760	9	7	TAYLOR	51.838	51.838	0.000
10	97	MANN *	31.222	3	ARBON	20.772	10	97	MANN *	51.970	52.180	0.210
11	42	CARSON	31.272	27	BROWN	20.861	11	5	STONE	52.154	52.158	0.004
12	5	STONE	31.394	81	MAY	20.867	12	42	CARSON	52.238	52.317	0.079
13	48	WALLIS	31.620	42	CARSON	20.966	13	27	BROWN	52.735	52.771	0.036
14	45	QUINCE	31.852	48	WALLIS	21.245	14	48	WALLIS	52.865	52.979	0.114
15	27	BROWN	31.874	45	QUINCE	21.309	15	45	QUINCE	53.161	53.287	0.126
16	100	HOWTON	31.874	77	WHITE	21.393	16	100	HOWTON	53.346	53.424	0.078
17	606	BRYANT	32.005	100	HOWTON	21.472	17	77	WHITE	53.488	53.494	0.006
18	77	WHITE	32.095	55	MANSON-CHUBB	21.542	18	606	BRYANT	53.692	53.795	0.103
19	115	SVENSEN	32.164	115	SVENSEN	21.553	19	115	SVENSEN	53.717	54.010	0.293
20	51	BEESLEY	32.402	51	BEESLEY	21.598	20	51	BEESLEY	54.000	54.021	0.021
21	75	SVENSEN	32.674	606	BRYANT	21.687	21	169	GRIFFITHS	54.448	54.872	0.424
22	169	GRIFFITHS	32.676	169	GRIFFITHS	21.772	22	55	MANSON-CHUBB	54.452	54.452	0.000
23	14	DAVIES	32.706	293	SMITH	21.841	23	293	SMITH	54.659	55.075	0.416
24	293	SMITH	32.818	40	WILKINSON	21.887	24	14	DAVIES	54.701	54.718	0.017
25	55	MANSON-CHUBB	32.910	14	DAVIES	21.995	25	75	SVENSEN	54.716	55.026	0.310
26	127	CHAM	33.186	75	SVENSEN	22.042	26	40	WILKINSON	55.092	55.117	0.025
27	40	WILKINSON	33.205	137	McPHERSON	22.081	27	127	CHAM	55.329	55.460	0.131
28	137	McPHERSON	33.584	127	CHAM	22.143	28	137	McPHERSON	55.665	55.671	0.006
29	402	FARR	35.345	402	FARR	23.394	29	402	FARR	58.739	59.338	0.599
30							30	89	SKINNS		57.710	
31							31	68	HILL		54.168	

BMCRC - MRO Championships 2024 - Rnd 7 @ Brands Hatch Indy

BMCRC Thunderbike Sport & BMCRC Supertwins

RACE 12 - STATISTICS

Competitors Started	31
Planned Start	2024-09-22 @ 14:33:00.000
Actual Start	2024-09-22 @ 14:28:51.846
Finish Time	2024-09-22 @ 14:38:52.072
Track Length	1.2079mi.
Total Laps	348
Total Distance Covered	420.3650mi.

Session Fastest Lap History

NO	CL	NAME	LAP TIME	TIME OF DAY	LAP	VEHICLE
47	SUP	Fenton SEABRIGHT	49.608	14:30:35.102	2	Aprilia RS660
47	SUP	Fenton SEABRIGHT	49.479	14:31:24.581	3	Aprilia RS660
47	SUP	Fenton SEABRIGHT	49.424	14:32:14.005	4	Aprilia RS660
47	SUP	Fenton SEABRIGHT	49.392	14:33:03.397	5	Aprilia RS660
47	SUP	Fenton SEABRIGHT	49.335	14:35:31.714	8	Aprilia RS660

Session Leader History

NO	CL	NAME	FROM LAP	LAPS LED	DISTANCE	VEHICLE
47	SUP	Fenton SEABRIGHT	1	12	14.49 miles	Aprilia RS660

Flag History

TYPE	TIME OF DAY
GREEN	14:28:51.846
FINISH	14:38:52.072

Flag Statistics

TYPE	COUNT	TOTAL LAPS	TOTAL TIME
Green	1	12	11:07.235
Red	0	0	0.000
Safety Car	0	0	0.000
FCY	0	0	0.000

BMCRC - MRO Championships 2024 - Rnd 7 @ Brands Hatch Indy

BMCRC Thunderbike Sport & BMCRC Supertwins

RACE 12 - STATISTICS

CLASS :

9 Starters

Fastest Lap History

NO	NAME	LAP TIME	TIME OF DAY	LAP	VEHICLE
11	Josh HARVEY	50.664	14:30:37.994	2	Yamaha R6
11	Josh HARVEY	50.024	14:31:28.018	3	Yamaha R6

Leader History

NO	NAME	FROM LAP	LAPS LED	DISTANCE	VEHICLE
11	Josh HARVEY	1	12	14.49 miles	Yamaha R6

BMCRC - MRO Championships 2024 - Rnd 7 @ Brands Hatch Indy

BMCRC Thunderbike Sport & BMCRC Supertwins

RACE 12 - STATISTICS

CLASS : R

7 Starters

Fastest Lap History

NO	NAME	LAP TIME	TIME OF DAY	LAP	VEHICLE
7	Darren TAYLOR	52.352	14:30:43.069	2	Kawasaki ZX6R
5	Logan STONE	52.158	14:32:28.092	4	Yamaha R6
7	Darren TAYLOR	51.838	14:39:28.256	12	Kawasaki ZX6R

Leader History

NO	NAME	FROM LAP	LAPS LED	DISTANCE	VEHICLE
5	Logan STONE	1	1	1.20 miles	Yamaha R6
7	Darren TAYLOR	2	11	13.28 miles	Kawasaki ZX6R

BMCRC - MRO Championships 2024 - Rnd 7 @ Brands Hatch Indy

BMCRC Thunderbike Sport & BMCRC Supertwins

RACE 12 - STATISTICS

CLASS : SUP

15 Starters

Fastest Lap History

NO	NAME	LAP TIME	TIME OF DAY	LAP	VEHICLE
47	Fenton SEABRIGHT	49.608	14:30:35.102	2	Aprilia RS660
47	Fenton SEABRIGHT	49.479	14:31:24.581	3	Aprilia RS660
47	Fenton SEABRIGHT	49.424	14:32:14.005	4	Aprilia RS660
47	Fenton SEABRIGHT	49.392	14:33:03.397	5	Aprilia RS660
47	Fenton SEABRIGHT	49.335	14:35:31.714	8	Aprilia RS660

Leader History

NO	NAME	FROM LAP	LAPS LED	DISTANCE	VEHICLE
47	Fenton SEABRIGHT	1	12	14.49 miles	Aprilia RS660



L & W CONTRACTORS

BMCRC ROOKIE 600 & 1000



BMCRC-MRO Championships - Round 7
Brands Hatch Indy
21st / 22nd September 2024



Timing & Results Provided by Timing Solutions Ltd

www.tsl-timing.com



BrandsHatch

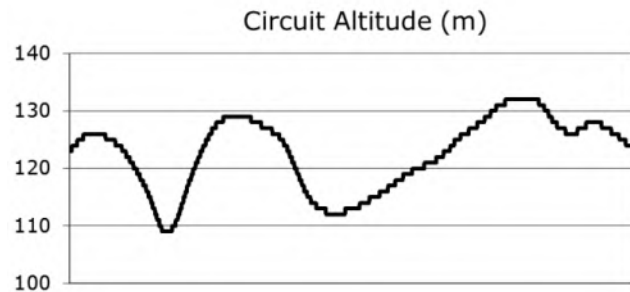
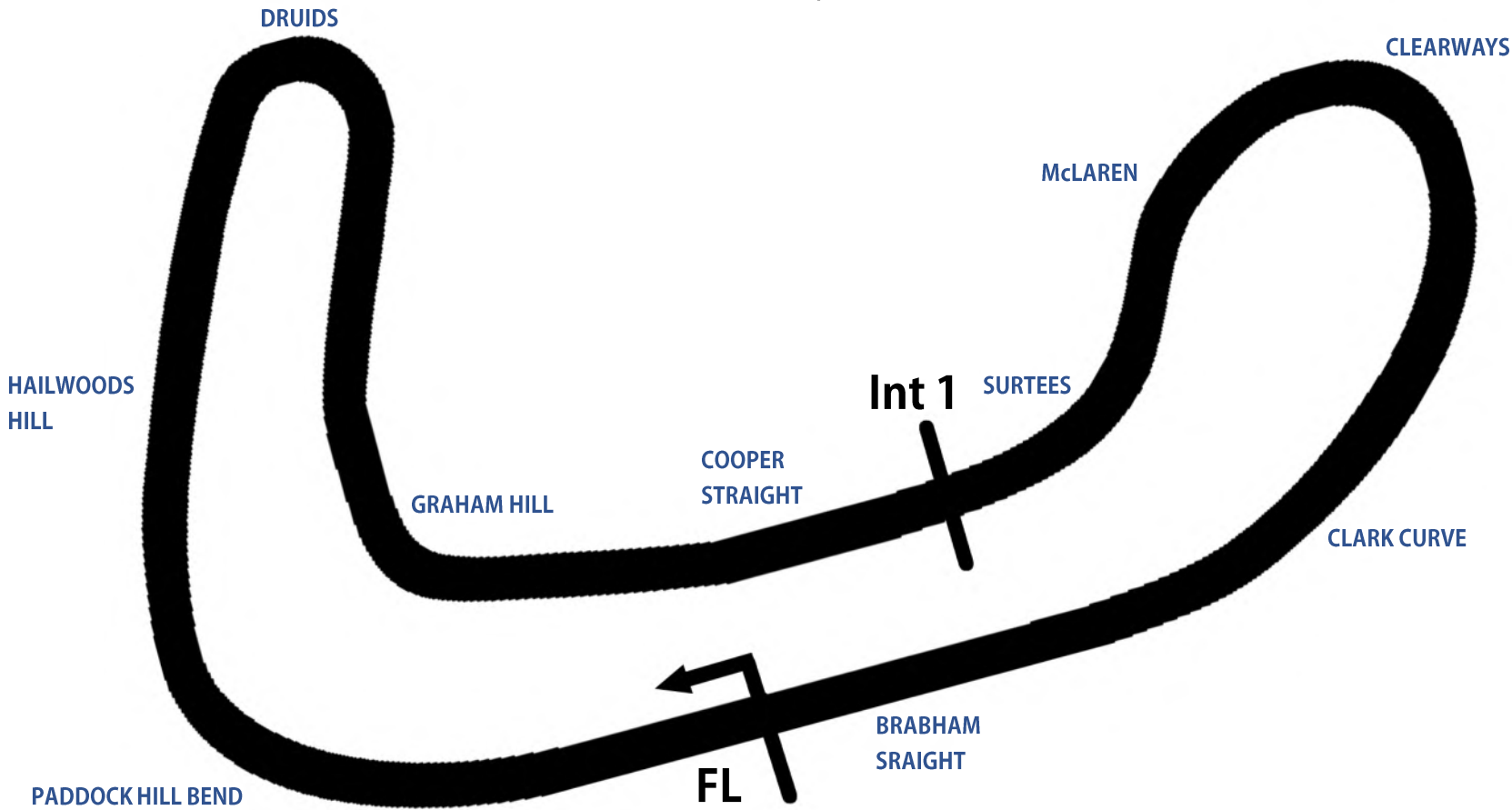
Brands Hatch Indy Circuit

Fawkham, Longfield, Kent, UK




SPORTS TIMING

TIMING SOLUTIONS LTD



Length	1.2079 miles 1.944 km 1944.0 m		
FL		51.36032 N	0.26032 E
Int 1	1112m	51.35934 N	0.25955 E
Pit Entry	1669m	51.35911 N	0.25743 E
Pit Exit	0m after FL	51.36017 N	0.26051 E
Pit Entry - Pit Exit	251m, 18.1s @ 50kph, 15.0s @ 60kph		



BMCRC - MRO Championships 2024 - Rnd 7 @ Brands Hatch Indy

DART MRO 600 inc Clubman 600 & GP2/EVO & Rookie 600

QUALIFYING - CLASSIFICATION

POS	NO	CL	PIC	NAME	ENTRY	TIME	ON	LAPS	GAP	DIFF	MPH
1	47		1	Fenton SEABRIGHT	Yamaha R6 - Fhs racing	48.535	10	10			89.59
2	76		2	Anthony JOHNSON	- INTA MOTORCYCLE SERVICES LTD	48.946	9	11	0.411	0.411	88.84
3	5		3	Luke MACRAE	Triumph 765 - Bournephoto.co.uk	49.043	8	12	0.508	0.097	88.66
4	3		4	Joey LAMBDEN	Kawasaki 636 -	49.276	9	11	0.741	0.233	88.24
5	91		5	Sam HIRST	Kawasaki ZX-636 - Team Valley Racing	49.506	5	10	0.971	0.230	87.83
6	39	C	1	Aaron MONK	Kawasaki NINJA 636 - flyaspfire.co.uk	49.570	11	11	1.035	0.064	87.72
7	212		6	Matt PALLETT	Kawasaki ZX636 - BDA Chartered Architects	49.571	7	10	1.036	0.001	87.72
8	46		7	Glenn WALSH	- Walters Medical	49.741	3	6	1.206	0.170	87.42
9	440	C	2	Elijah EVERTON	Kawasaki NINJA 600 -	49.815	9	12	1.280	0.074	87.29
10	56		8	Michael MILLS	Yamaha R6 - A51 Racing, The Wokingham Bar Compa	50.265	11	11	1.730	0.450	86.51
11	971		9	Jake PACKHAM	Yamaha R6 - Gasoline ally speedshop	50.400	7	11	1.865	0.135	86.28
12	81		10	Fred McMULLAN	Kawasaki ZX636 - Orwell Motorcycles ipswich	50.460	7	12	1.925	0.060	86.17
13	35		11	Kai DICKINSON	Yamaha R6 - Dad	50.731	11	11	2.196	0.271	85.71
14	17		12	Philip BAKER	Yamaha R6 - Ashford Accident Repair Centre Ltd	50.743	11	11	2.208	0.012	85.69
15	531	C	3	Jake KOURTI	Yamaha R6 - Red Mist Ltd/ GK Tree Surgeons Ltd/JWC	50.844	11	12	2.309	0.101	85.52
16	8		13	Dan HELYER	Triumph 675 -	51.038	4	9	2.503	0.194	85.20
17	44		14	James DUTTON	Yamaha R6 - AMR Motorcycles	51.054	7	11	2.519	0.016	85.17
18	28	C	4	Tom WALKER	Yamaha R6 - TRW Racing	51.362	10	10	2.827	0.308	84.66
19	178	600	1	Paul BLOOMFIELD	Yamaha R6 -	51.561	6	9	3.026	0.199	84.33
20	54	C	5	Jake ANDERTON	Yamaha R6 - Hunter Racing	51.596	6	11	3.061	0.035	84.28
21	67	C	6	Edward ANSELL	Triumph 675 - E a Ansell contractors	51.672	10	11	3.137	0.076	84.15
22	115	C	7	Brian MAHER	Yamaha R6 - Spraytech /Espresso Solutions	51.939	11	11	3.404	0.267	83.72
23	138	600	2	Paul COOMBS	Triumph 675R Daytona -	52.014	5	9	3.479	0.075	83.60
24	40	600	3	James LORD	Triumph Street Triple -	52.184	10	11	3.649	0.170	83.33
25	84	C	8	George HIGGINS	Yamaha R6 - Aztec Racing	52.297	11	11	3.762	0.113	83.15
26	165		15	Frank MONTINI	-	52.434	6	11	3.899	0.137	82.93
27	13	600	4	Matthew BENTON	Honda CBR600RR -	52.734	8	11	4.199	0.300	82.46
28	122	600	5	James EGGINTON	Kawasaki ZX6R - Advance Computer Services - www.A	53.047	7	7	4.512	0.313	81.97
29	60	600	6	Dean NEAL	Kawasaki ZX6R 636 - Acute Civil Engineering Ltd	53.372	10	10	4.837	0.325	81.47
30	153	600	7	Aaron HICKMOTT	Kawasaki ZX6R - Me, Myself & I	53.374	9	11	4.839	0.002	81.47
31	281	C	9	Daniel FARLEY	Yamaha R6 BN6 - F-Tech Fire & Electrical Ltd	53.695	9	9	5.160	0.321	80.98
32	998	C	10	Ben RYBICKI	Yamaha R6 - Car events diamondbrite	53.835	6	11	5.300	0.140	80.77
33	124		16	Mark STRUTT	Yamaha R6 - MPS Developments LTD	54.010	6	6	5.475	0.175	80.51
34	888	600	8	Kirt ELLIOTT	Yamaha R6 -	54.156	10	10	5.621	0.146	80.29
35	379	600	9	Jack CROWLEY-MASON	Triumph DAYTONA 675 R -	55.203	7	10	6.668	1.047	78.77
36	910	C	11	Harry GOWER	Triumph DAYTONA 675 - RG Racing	55.581	3	4	7.046	0.378	78.23
37	6	C	12	Gareth FAITH	Kawasaki ZX6R - Sitramoto	55.800	7	9	7.265	0.219	77.93
38	916	C	13	Adam FREWIN	Yamaha R6 - Daniel Parker Motorsport mindset coach	55.960	5	7	7.425	0.160	77.70

Weather / Track : Bright / Dry

Date: 21/09/2024 Start: 09:00 Finish: 09:10

These results are provisional until the conclusion of any judicial and technical matters.

Brands Hatch Indy: 1.2079 miles

Clerk Of Course:	Stewards:	Timekeeper: Richard Evans	
------------------	-----------	---------------------------	--

Results can be found at www.tsl-timing.com

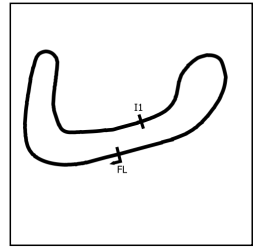
Printed - 09:11 Saturday, 21 September 2024



BMCRC - MRO Championships 2024 - Rnd 7 @ Brands Hatch Indy

DART MRO 600 inc Clubman 600 & GP2/EVO & Rookie 600

QUALIFYING - SECTOR ANALYSIS



SECTOR 1 = FL to I1, SECTOR 2 = I1 to FL, DIFF = Difference To Personal Best Lap, P = Crossed Finish Line in Pit Lane, D = Time Disallowed

P1 47		Fenton SEABRIGHT		Yamaha R6 - Fhs racing		
IDEAL LAP TIME : 48.508		BEST LAP TIME : 48.535		DIFFERENCE : 0.027		
LAP	SECTOR 1	SECTOR 2	LAP TIME	MPH	DIFF	TIME OF DAY
1 -	OUTLAP	20.342	53.668	81.02	5.133	09:03:06.441
2 -	29.635	19.950	49.585	87.69	1.050	09:03:56.026
3 -	29.819	20.449	50.268	86.50	1.733	09:04:46.294
4 -	30.269	19.930	50.199	86.62	1.664	09:05:36.493
5 -	29.133	19.846	48.979 (3)	88.78	0.444	09:06:25.472
6 -	29.448	19.708	49.156	88.46	0.621	09:07:14.628
7 -	29.665	19.986	49.651	87.58	1.116	09:08:04.279
8 -	29.225	19.822	49.047	88.66	0.512	09:08:53.326
9 -	28.854	19.874	48.728 (2)	89.24	0.193	09:09:42.054
10 -	28.881	19.654	48.535 (1)	89.59		09:10:30.589

P2 76		Anthony JOHNSON		- INTA MOTORCYCLE SERVICES LTD		
IDEAL LAP TIME : 48.934		BEST LAP TIME : 48.946		DIFFERENCE : 0.012		
LAP	SECTOR 1	SECTOR 2	LAP TIME	MPH	DIFF	TIME OF DAY
1 -	OUTLAP	21.018	59.404	73.20	10.458	09:02:26.938
2 -	30.444	20.209	50.653	85.85	1.707	09:03:17.591
3 -	29.944	20.552	50.496	86.11	1.550	09:04:08.087
4 -	30.290	20.232	50.522	86.07	1.576	09:04:58.609
5 -	29.407	20.107	49.514 (3)	87.82	0.568	09:05:48.123
6 -	29.184	20.970	50.154	86.70	1.208	09:06:38.277
7 -	34.052	20.349	54.401	79.93	5.455	09:07:32.678
8 -	29.667	19.834	49.501 (2)	87.84	0.555	09:08:22.179
9 -	29.196	19.750	48.946 (1)	88.84		09:09:11.125
10 -	29.964	20.134	50.098	86.80	1.152	09:10:01.223
11 -	29.825	20.293	50.118	86.76	1.172	09:10:51.341

P3 5		Luke MACRAE		Triumph 765 - Bournephoto.co.uk		
IDEAL LAP TIME : 49.043		BEST LAP TIME : 49.043		DIFFERENCE : 0.000		
LAP	SECTOR 1	SECTOR 2	LAP TIME	MPH	DIFF	TIME OF DAY
1 -	31.799	20.819	52.618	82.64	3.575	09:01:30.473
2 -	30.460	20.183	50.643	85.86	1.600	09:02:21.116
3 -	30.268	20.103	50.371	86.33	1.328	09:03:11.487
4 -	30.536	19.859	50.395	86.29	1.352	09:04:01.882
5 -	29.939	19.886	49.825 (3)	87.27	0.782	09:04:51.707
6 -	29.990	20.625	50.615	85.91	1.572	09:05:42.322
7 -	32.137	20.493	52.630	82.62	3.587	09:06:34.952
8 -	29.285	19.758	49.043 (1)	88.66		09:07:23.995
9 -	29.822	20.401	50.223	86.58	1.180	09:08:14.218
10 -	30.525	20.163	50.688	85.79	1.645	09:09:04.906
11 -	29.935	19.947	49.882	87.17	0.839	09:09:54.788
12 -	29.511	19.838	49.349 (2)	88.11	0.306	09:10:44.137

P4 3		Joey LAMB DEN		Kawasaki 636 -		
IDEAL LAP TIME : 49.174		BEST LAP TIME : 49.276		DIFFERENCE : 0.102		
LAP	SECTOR 1	SECTOR 2	LAP TIME	MPH	DIFF	TIME OF DAY
1 -	32.609	20.945	53.554	81.20	4.278	09:02:08.420
2 -	31.390	20.511	51.901	83.78	2.625	09:03:00.321
3 -	31.100	20.591	51.691	84.12	2.415	09:03:52.012
4 -	30.684	20.380	51.064	85.15	1.788	09:04:43.076
5 -	29.950	20.398	50.348	86.37	1.072	09:05:33.424
6 -	30.744	19.924	50.668	85.82	1.392	09:06:24.092
7 -	30.019	19.843	49.862 (3)	87.21	0.586	09:07:13.954
8 -	30.423	20.150	50.573	85.98	1.297	09:08:04.527
9 -	29.528	19.748	49.276 (1)	88.24		09:08:53.803
10 -	29.426	20.680	50.106	86.78	0.830	09:09:43.909
11 -	29.483	19.835	49.318 (2)	88.17	0.042	09:10:33.227

BMCRC - MRO Championships 2024 - Rnd 7 @ Brands Hatch Indy

DART MRO 600 inc Clubman 600 & GP2/EVO & Rookie 600

QUALIFYING - SECTOR ANALYSIS



SECTOR 1 = FL to I1, SECTOR 2 = I1 to FL, DIFF = Difference To Personal Best Lap, P = Crossed Finish Line in Pit Lane, D = Time Disallowed

P5 91		Sam HIRST		Kawasaki ZX-636 - Team Valley Racing			
IDEAL LAP TIME : 49.373		BEST LAP TIME : 49.506		DIFFERENCE : 0.133			
LAP	SECTOR 1	SECTOR 2	LAP TIME	MPH	DIFF	TIME OF DAY	
1 -	31.495	20.717	52.212	83.28	2.706	09:01:31.258	
2 -	30.312	20.325	50.637	85.87	1.131	09:02:21.895	
3 -	30.067	19.995	50.062 (2)	86.86	0.556	09:03:11.957	
4 -	30.290	19.830	50.120 (3)	86.76	0.614	09:04:02.077	
5 -	29.543	19.963	49.506 (1)	87.83		09:04:51.583	
6 -	29.916	IN PIT	1:16.110 P	57.13	26.604	09:06:07.693	
7 -	OUTLAP	20.694	54.543	79.72	5.037	09:07:02.236	
8 -	30.633	20.420	51.053	85.17	1.547	09:07:53.289	
9 -	30.815	20.488	51.303	84.76	1.797	09:08:44.592	
10 -	29.828	20.476	50.304	86.44	0.798	09:09:34.896	

P6 39 C		Aaron MONK		Kawasaki NINJA 636 - flyasptfire.co.uk			
IDEAL LAP TIME : 49.562		BEST LAP TIME : 49.570		DIFFERENCE : 0.008			
LAP	SECTOR 1	SECTOR 2	LAP TIME	MPH	DIFF	TIME OF DAY	
1 -	32.443	21.182	53.625	81.09	4.055	09:02:10.843	
2 -	32.901	20.898	53.799	80.83	4.229	09:03:04.642	
3 -	30.416	20.104	50.520	86.07	0.950	09:03:55.162	
4 -	30.895	20.889	51.784	83.97	2.214	09:04:46.946	
5 -	31.030	19.960	50.990	85.28	1.420	09:05:37.936	
6 -	29.981	20.103	50.084	86.82	0.514	09:06:28.020	
7 -	30.102	20.664	50.766	85.65	1.196	09:07:18.786	
8 -	30.003	20.180	50.183	86.65	0.613	09:08:08.969	
9 -	29.854	19.909	49.763 (2)	87.38	0.193	09:08:58.732	
10 -	29.791	20.161	49.952 (3)	87.05	0.382	09:09:48.684	
11 -	29.653	19.917	49.570 (1)	87.72		09:10:38.254	

P7 212		Matt PALLETT		Kawasaki ZX636 - BDA Chartered Architects			
IDEAL LAP TIME : 49.300		BEST LAP TIME : 49.571		DIFFERENCE : 0.271			
LAP	SECTOR 1	SECTOR 2	LAP TIME	MPH	DIFF	TIME OF DAY	
1 -	31.263	20.885	52.148	83.38	2.577	09:01:30.900	
2 -	30.392	20.438	50.830	85.55	1.259	09:02:21.730	
3 -	30.522	20.028	50.550	86.02	0.979	09:03:12.280	
4 -	30.372	19.737	50.109 (3)	86.78	0.538	09:04:02.389	
5 -	32.074	IN PIT	1:10.291 P	61.86	20.720	09:05:12.680	
6 -	OUTLAP	20.964	55.206	78.77	5.635	09:06:07.886	
7 -	29.584	19.987	49.571 (1)	87.72		09:06:57.457	
8 -	29.563	20.086	49.649 (2)	87.58	0.078	09:07:47.106	
9 -	30.548	19.940	50.488	86.13	0.917	09:08:37.594	
10 -	30.083	20.093	50.176	86.66	0.605	09:09:27.770	

P8 46		Glenn WALSH		- Walters Medical			
IDEAL LAP TIME : 49.741		BEST LAP TIME : 49.741		DIFFERENCE : 0.000			
LAP	SECTOR 1	SECTOR 2	LAP TIME	MPH	DIFF	TIME OF DAY	
1 -	33.225	21.802	55.027	79.02	5.286	09:01:49.910	
2 -	30.442	20.328	50.770 (2)	85.65	1.029	09:02:40.680	
3 -	29.675	20.066	49.741 (1)	87.42		09:03:30.421	
4 -	33.979	IN PIT	1:47.405 P	40.48	57.664	09:05:17.826	
5 -	OUTLAP	20.912	54.426	79.89	4.685	09:06:12.252	
6 -	32.825	20.524	53.349 (3)	81.51	3.608	09:07:05.601	

BMCRC - MRO Championships 2024 - Rnd 7 @ Brands Hatch Indy

DART MRO 600 inc Clubman 600 & GP2/EVO & Rookie 600

QUALIFYING - SECTOR ANALYSIS



SECTOR 1 = FL to I1, SECTOR 2 = I1 to FL, DIFF = Difference To Personal Best Lap, P = Crossed Finish Line in Pit Lane, D = Time Disallowed

P9 440 C		Elijah EVERTON		Kawasaki NINJA 600 -		
IDEAL LAP TIME : 49.815		BEST LAP TIME : 49.815		DIFFERENCE : 0.000		
LAP	SECTOR 1	SECTOR 2	LAP TIME	MPH	DIFF	TIME OF DAY
1 -	30.823	21.056	51.879	83.82	2.064	09:01:31.897
2 -	30.345	20.522	50.867	85.48	1.052	09:02:22.764
3 -	30.312	20.327	50.639 (3)	85.87	0.824	09:03:13.403
4 -	31.020	20.574	51.594	84.28	1.779	09:04:04.997
5 -	30.128	20.651	50.779	85.63	0.964	09:04:55.776
6 -	30.203	20.539	50.742	85.70	0.927	09:05:46.518
7 -	30.062	20.566	50.628 (2)	85.89	0.813	09:06:37.146
8 -	30.601	20.338	50.939	85.36	1.124	09:07:28.085
9 -	29.706	20.109	49.815 (1)	87.29		09:08:17.900
10 -	31.502	21.282	52.784	82.38	2.969	09:09:10.684
11 -	30.657	20.395	51.052	85.17	1.237	09:10:01.736
12 -	32.031	21.033	53.064	81.95	3.249	09:10:54.800

P10 56		Michael MILLS		Yamaha R6 - A51 Racing, The Wokingham Bar Company		
IDEAL LAP TIME : 50.265		BEST LAP TIME : 50.265		DIFFERENCE : 0.000		
LAP	SECTOR 1	SECTOR 2	LAP TIME	MPH	DIFF	TIME OF DAY
1 -	34.525	21.851	56.376	77.13	6.111	09:01:50.977
2 -	33.091	21.296	54.387	79.95	4.122	09:02:45.364
3 -	31.854	20.943	52.797	82.36	2.532	09:03:38.161
4 -	30.518	20.296	50.814	85.57	0.549	09:04:28.975
5 -	30.241	20.316	50.557 (2)	86.01	0.292	09:05:19.532
6 -	30.420	20.369	50.789	85.62	0.524	09:06:10.321
7 -	30.942	20.754	51.696	84.11	1.431	09:07:02.017
8 -	31.112	20.370	51.482	84.46	1.217	09:07:53.499
9 -	30.326	20.290	50.616	85.91	0.351	09:08:44.115
10 -	30.125	20.446	50.571 (3)	85.99	0.306	09:09:34.686
11 -	30.085	20.180	50.265 (1)	86.51		09:10:24.951

P11 971		Jake PACKHAM		Yamaha R6 - Gasoline ally speedshop		
IDEAL LAP TIME : 50.381		BEST LAP TIME : 50.400		DIFFERENCE : 0.019		
LAP	SECTOR 1	SECTOR 2	LAP TIME	MPH	DIFF	TIME OF DAY
1 -	35.769	22.690	58.459	74.38	8.059	09:01:58.412
2 -	34.702	22.608	57.310	75.87	6.910	09:02:55.722
3 -	31.464	21.155	52.619	82.64	2.219	09:03:48.341
4 -	31.024	20.559	51.583	84.30	1.183	09:04:39.924
5 -	30.313	20.641	50.954	85.34	0.554	09:05:30.878
6 -	31.017	21.276	52.293	83.15	1.893	09:06:23.171
7 -	30.102	20.298	50.400 (1)	86.28		09:07:13.571
8 -	31.178	20.481	51.659	84.17	1.259	09:08:05.230
9 -	30.461	20.542	51.003	85.26	0.603	09:08:56.233
10 -	30.476	20.450	50.926 (3)	85.39	0.526	09:09:47.159
11 -	30.566	20.279	50.845 (2)	85.52	0.445	09:10:38.004

P12 81		Fred McMULLAN		Kawasaki ZX636 - Orwell Motorcycles ipswich		
IDEAL LAP TIME : 50.458		BEST LAP TIME : 50.460		DIFFERENCE : 0.002		
LAP	SECTOR 1	SECTOR 2	LAP TIME	MPH	DIFF	TIME OF DAY
1 -	33.206	21.399	54.605	79.63	4.145	09:01:39.898
2 -	31.804	21.078	52.882	82.23	2.422	09:02:32.780
3 -	30.934	20.531	51.465	84.49	1.005	09:03:24.245
4 -	30.605	20.797	51.402	84.59	0.942	09:04:15.647
5 -	30.695	20.194	50.889 (3)	85.45	0.429	09:05:06.536
6 -	30.487	20.397	50.884 (2)	85.46	0.424	09:05:57.420
7 -	30.282	20.178	50.460 (1)	86.17		09:06:47.880
8 -	30.722	20.176	50.898	85.43	0.438	09:07:38.778
9 -	30.602	20.887	51.489	84.45	1.029	09:08:30.267
10 -	31.104	20.632	51.736	84.05	1.276	09:09:22.003
11 -	30.568	20.424	50.992	85.28	0.532	09:10:12.995
12 -	30.907	21.023	51.930	83.73	1.470	09:11:04.925

BMCRC - MRO Championships 2024 - Rnd 7 @ Brands Hatch Indy

DART MRO 600 inc Clubman 600 & GP2/EVO & Rookie 600

QUALIFYING - SECTOR ANALYSIS



SECTOR 1 = FL to I1, SECTOR 2 = I1 to FL, DIFF = Difference To Personal Best Lap, P = Crossed Finish Line in Pit Lane, D = Time Disallowed

P13 35		Kai DICKINSON		Yamaha R6 - Dad		
IDEAL LAP TIME : 50.731		BEST LAP TIME : 50.731		DIFFERENCE : 0.000		
LAP	SECTOR 1	SECTOR 2	LAP TIME	MPH	DIFF	TIME OF DAY
1 -	35.105	22.745	57.850	75.17	7.119	09:01:59.580
2 -	33.798	22.629	56.427	77.06	5.696	09:02:56.007
3 -	32.562	21.762	54.324	80.04	3.593	09:03:50.331
4 -	32.484	22.185	54.669	79.54	3.938	09:04:45.000
5 -	31.817	21.048	52.865	82.25	2.134	09:05:37.865
6 -	30.994	20.608	51.602	84.27	0.871	09:06:29.467
7 -	30.558	20.674	51.232 (2)	84.88	0.501	09:07:20.699
8 -	31.227	21.441	52.668	82.56	1.937	09:08:13.367
9 -	30.500	20.912	51.412 (3)	84.58	0.681	09:09:04.779
10 -	30.935	20.645	51.580	84.30	0.849	09:09:56.359
11 -	30.255	20.476	50.731 (1)	85.71		09:10:47.090

P14 17		Philip BAKER		Yamaha R6 - Ashford Accident Repair Centre Ltd		
IDEAL LAP TIME : 50.736		BEST LAP TIME : 50.743		DIFFERENCE : 0.007		
LAP	SECTOR 1	SECTOR 2	LAP TIME	MPH	DIFF	TIME OF DAY
1 -	35.972	22.694	58.666	74.12	7.923	09:01:50.724
2 -	33.208	21.737	54.945	79.14	4.202	09:02:45.669
3 -	31.897	21.054	52.951	82.12	2.208	09:03:38.620
4 -	31.107	20.657	51.764	84.00	1.021	09:04:30.384
5 -	30.982	20.530	51.512	84.41	0.769	09:05:21.896
6 -	31.016	20.733	51.749	84.03	1.006	09:06:13.645
7 -	30.921	20.558	51.479	84.47	0.736	09:07:05.124
8 -	30.515	20.701	51.216	84.90	0.473	09:07:56.340
9 -	30.569	20.406	50.975 (3)	85.30	0.232	09:08:47.315
10 -	30.582	20.358	50.940 (2)	85.36	0.197	09:09:38.255
11 -	30.378	20.365	50.743 (1)	85.69		09:10:28.998

P15 531 C		Jake KOURTI		Yamaha R6 - Red Mist Ltd/ GK Tree Surgeons Ltd/JWG Motorcy		
IDEAL LAP TIME : 50.807		BEST LAP TIME : 50.844		DIFFERENCE : 0.037		
LAP	SECTOR 1	SECTOR 2	LAP TIME	MPH	DIFF	TIME OF DAY
1 -	33.146	21.231	54.377	79.97	3.533	09:01:35.859
2 -	31.380	20.780	52.160	83.37	1.316	09:02:28.019
3 -	31.098	20.778	51.876	83.82	1.032	09:03:19.895
4 -	30.936	20.625	51.561	84.33	0.717	09:04:11.456
5 -	30.939	20.414	51.353	84.68	0.509	09:05:02.809
6 -	30.543	20.417	50.960 (2)	85.33	0.116	09:05:53.769
7 -	31.048	20.782	51.830	83.90	0.986	09:06:45.599
8 -	30.843	20.424	51.267	84.82	0.423	09:07:36.866
9 -	30.767	20.295	51.062 (3)	85.16	0.218	09:08:27.928
10 -	32.399	21.461	53.860	80.73	3.016	09:09:21.788
11 -	30.580	20.264	50.844 (1)	85.52		09:10:12.632
12 -	31.027	20.836	51.863	83.84	1.019	09:11:04.495

P16 8		Dan HELYER		Triumph 675 -		
IDEAL LAP TIME : 51.038		BEST LAP TIME : 51.038		DIFFERENCE : 0.000		
LAP	SECTOR 1	SECTOR 2	LAP TIME	MPH	DIFF	TIME OF DAY
1 -	33.546	21.634	55.180	78.80	4.142	09:01:40.982
2 -	31.568	20.940	52.508	82.81	1.470	09:02:33.490
3 -	31.248	20.617	51.865	83.84	0.827	09:03:25.355
4 -	30.697	20.341	51.038 (1)	85.20		09:04:16.393
5 -	32.241	20.861	53.102	81.89	2.064	09:05:09.495
6 -	31.393	20.472	51.865	83.84	0.827	09:06:01.360
7 -	30.702	20.446	51.148 (2)	85.02	0.110	09:06:52.508
8 -	37.493	21.061	58.554	74.26	7.516	09:07:51.062
9 -	30.901	20.496	51.397 (3)	84.60	0.359	09:08:42.459

BMCRC - MRO Championships 2024 - Rnd 7 @ Brands Hatch Indy

DART MRO 600 inc Clubman 600 & GP2/EVO & Rookie 600

QUALIFYING - SECTOR ANALYSIS



SECTOR 1 = FL to I1, SECTOR 2 = I1 to FL, DIFF = Difference To Personal Best Lap, P = Crossed Finish Line in Pit Lane, D = Time Disallowed

P17 44		James DUTTON		Yamaha R6 - AMR Motorcycles			
IDEAL LAP TIME : 51.003		BEST LAP TIME : 51.054		DIFFERENCE : 0.051			
LAP	SECTOR 1	SECTOR 2	LAP TIME	MPH	DIFF	TIME OF DAY	
1 -	34.050	22.344	56.394	77.11	5.340	09:01:40.903	
2 -	32.274	21.442	53.716	80.95	2.662	09:02:34.619	
3 -	31.321	20.955	52.276	83.18	1.222	09:03:26.895	
4 -	31.031	20.766	51.797	83.95	0.743	09:04:18.692	
5 -	30.969	20.698	51.667	84.16	0.613	09:05:10.359	
6 -	31.091	20.567	51.658	84.18	0.604	09:06:02.017	
7 -	30.561	20.493	51.054 (1)	85.17		09:06:53.071	
8 -	32.727	21.604	54.331	80.03	3.277	09:07:47.402	
9 -	30.926	20.442	51.368 (3)	84.65	0.314	09:08:38.770	
10 -	33.251	20.777	54.028	80.48	2.974	09:09:32.798	
11 -	30.599	20.471	51.070 (2)	85.14	0.016	09:10:23.868	

P18 28 C		Tom WALKER		Yamaha R6 - TRW Racing			
IDEAL LAP TIME : 51.229		BEST LAP TIME : 51.362		DIFFERENCE : 0.133			
LAP	SECTOR 1	SECTOR 2	LAP TIME	MPH	DIFF	TIME OF DAY	
1 -	OUTLAP	21.426	56.899	76.42	5.537	09:02:11.700	
2 -	32.813	20.900	53.713	80.95	2.351	09:03:05.413	
3 -	31.771	21.104	52.875	82.24	1.513	09:03:58.288	
4 -	31.681	21.251	52.932	82.15	1.570	09:04:51.220	
5 -	31.346	20.735	52.081 (2)	83.49	0.719	09:05:43.301	
6 -	32.192	21.556	53.748	80.90	2.386	09:06:37.049	
7 -	33.341	IN PIT	1:09.631 P	62.45	18.269	09:07:46.680	
8 -	OUTLAP	20.296	52.663	82.57	1.301	09:08:39.343	
9 -	31.509	20.803	52.312 (3)	83.12	0.950	09:09:31.655	
10 -	30.933	20.429	51.362 (1)	84.66		09:10:23.017	

P19 178 600		Paul BLOOMFIELD		Yamaha R6 -			
IDEAL LAP TIME : 51.561		BEST LAP TIME : 51.561		DIFFERENCE : 0.000			
LAP	SECTOR 1	SECTOR 2	LAP TIME	MPH	DIFF	TIME OF DAY	
1 -	33.588	21.687	55.275	78.67	3.714	09:01:36.693	
2 -	32.030	21.132	53.162	81.79	1.601	09:02:29.855	
3 -	32.075	21.200	53.275	81.62	1.714	09:03:23.130	
4 -	31.567	21.021	52.588	82.69	1.027	09:04:15.718	
5 -	31.539	21.460	52.999	82.05	1.438	09:05:08.717	
6 -	30.925	20.636	51.561 (1)	84.33		09:06:00.278	
7 -	31.211	20.802	52.013	83.60	0.452	09:06:52.291	
8 -	31.002	20.832	51.834 (2)	83.89	0.273	09:07:44.125	
9 -	31.162	20.832	51.994 (3)	83.63	0.433	09:08:36.119	

P20 54 C		Jake ANDERTON		Yamaha R6 - Hunter Racing			
IDEAL LAP TIME : 51.476		BEST LAP TIME : 51.596		DIFFERENCE : 0.120			
LAP	SECTOR 1	SECTOR 2	LAP TIME	MPH	DIFF	TIME OF DAY	
1 -	32.902	21.320	54.222	80.19	2.626	09:01:36.234	
2 -	31.795	21.008	52.803	82.35	1.207	09:02:29.037	
3 -	31.343	20.936	52.279	83.18	0.683	09:03:21.316	
4 -	31.413	20.892	52.305	83.13	0.709	09:04:13.621	
5 -	31.693	20.878	52.571	82.71	0.975	09:05:06.192	
6 -	30.920	20.676	51.596 (1)	84.28		09:05:57.788	
7 -	31.061	20.556	51.617 (2)	84.24	0.021	09:06:49.405	
8 -	31.407	20.820	52.227	83.26	0.631	09:07:41.632	
9 -	31.786	20.938	52.724	82.47	1.128	09:08:34.356	
10 -	31.316	20.879	52.195 (3)	83.31	0.599	09:09:26.551	
11 -	31.755	21.465	53.220	81.70	1.624	09:10:19.771	

BMCRC - MRO Championships 2024 - Rnd 7 @ Brands Hatch Indy

DART MRO 600 inc Clubman 600 & GP2/EVO & Rookie 600

QUALIFYING - SECTOR ANALYSIS



SECTOR 1 = FL to I1, SECTOR 2 = I1 to FL, DIFF = Difference To Personal Best Lap, P = Crossed Finish Line in Pit Lane, D = Time Disallowed

P21 67 C		Edward ANSELL		Triumph 675 - E a Ansell contractors			
IDEAL LAP TIME : 51.581		BEST LAP TIME : 51.672		DIFFERENCE : 0.091			
LAP	SECTOR 1	SECTOR 2	LAP TIME	MPH	DIFF	TIME OF DAY	
1 -	33.170	21.633	54.803	79.34	3.131	09:02:01.410	
2 -	33.954	21.782	55.736	78.02	4.064	09:02:57.146	
3 -	32.444	21.563	54.007	80.51	2.335	09:03:51.153	
4 -	32.907	21.369	54.276	80.12	2.604	09:04:45.429	
5 -	34.171	21.678	55.849	77.86	4.177	09:05:41.278	
6 -	33.477	21.816	55.293	78.64	3.621	09:06:36.571	
7 -	32.884	20.748	53.632	81.08	1.960	09:07:30.203	
8 -	30.935	20.749	51.684 (2)	84.13	0.012	09:08:21.887	
9 -	31.035	20.853	51.888 (3)	83.80	0.216	09:09:13.775	
10 -	31.026	20.646	51.672 (1)	84.15		09:10:05.447	
11 -	31.835	21.527	53.362	81.49	1.690	09:10:58.809	

P22 115 C		Brian MAHER		Yamaha R6 - Spraytech /Espresso Solutions			
IDEAL LAP TIME : 51.939		BEST LAP TIME : 51.939		DIFFERENCE : 0.000			
LAP	SECTOR 1	SECTOR 2	LAP TIME	MPH	DIFF	TIME OF DAY	
1 -	36.108	22.096	58.204	74.71	6.265	09:02:01.325	
2 -	34.194	21.977	56.171	77.41	4.232	09:02:57.496	
3 -	33.543	21.466	55.009	79.05	3.070	09:03:52.505	
4 -	33.023	21.808	54.831	79.30	2.892	09:04:47.336	
5 -	32.497	21.545	54.042	80.46	2.103	09:05:41.378	
6 -	33.529	21.709	55.238	78.72	3.299	09:06:36.616	
7 -	33.400	21.743	55.143	78.86	3.204	09:07:31.759	
8 -	31.478	20.817	52.295	83.15	0.356	09:08:24.054	
9 -	31.458	20.601	52.059 (2)	83.53	0.120	09:09:16.113	
10 -	31.475	20.735	52.210 (3)	83.29	0.271	09:10:08.323	
11 -	31.391	20.548	51.939 (1)	83.72		09:11:00.262	

P23 138 600		Paul COOMBS		Triumph 675R Daytona -			
IDEAL LAP TIME : 51.906		BEST LAP TIME : 52.014		DIFFERENCE : 0.108			
LAP	SECTOR 1	SECTOR 2	LAP TIME	MPH	DIFF	TIME OF DAY	
1 -	OUTLAP	22.961	1:04.943	66.96	12.929	09:03:10.901	
2 -	34.604	21.733	56.337	77.18	4.323	09:04:07.238	
3 -	32.334	21.280	53.614	81.10	1.600	09:05:00.852	
4 -	31.512	21.058	52.570	82.72	0.556	09:05:53.422	
5 -	31.208	20.806	52.014 (1)	83.60		09:06:45.436	
6 -	31.763	20.698	52.461 (3)	82.89	0.447	09:07:37.897	
7 -	31.397	20.896	52.293 (2)	83.15	0.279	09:08:30.190	
8 -	31.570	21.619	53.189	81.75	1.175	09:09:23.379	
9 -	31.332	21.375	52.707	82.50	0.693	09:10:16.086	

P24 40 600		James LORD		Triumph Street Triple -			
IDEAL LAP TIME : 51.941		BEST LAP TIME : 52.184		DIFFERENCE : 0.243			
LAP	SECTOR 1	SECTOR 2	LAP TIME	MPH	DIFF	TIME OF DAY	
1 -	34.362	21.673	56.035	77.60	3.851	09:02:03.281	
2 -	32.928	21.452	54.380	79.96	2.196	09:02:57.661	
3 -	33.583	21.401	54.984	79.08	2.800	09:03:52.645	
4 -	33.993	21.139	55.132	78.87	2.948	09:04:47.777	
5 -	32.976	22.347	55.323	78.60	3.139	09:05:43.100	
6 -	31.782	21.976	53.758	80.89	1.574	09:06:36.858	
7 -	34.204	24.350	58.554	74.26	6.370	09:07:35.412	
8 -	31.669	20.526	52.195 (2)	83.31	0.011	09:08:27.607	
9 -	31.694	20.518	52.212 (3)	83.28	0.028	09:09:19.819	
10 -	31.423	20.761	52.184 (1)	83.33		09:10:12.003	
11 -	31.460	20.826	52.286	83.16	0.102	09:11:04.289	

BMCRC - MRO Championships 2024 - Rnd 7 @ Brands Hatch Indy

DART MRO 600 inc Clubman 600 & GP2/EVO & Rookie 600

QUALIFYING - SECTOR ANALYSIS



SECTOR 1 = FL to I1, SECTOR 2 = I1 to FL, DIFF = Difference To Personal Best Lap, P = Crossed Finish Line in Pit Lane, D = Time Disallowed

P25 84 C		George HIGGINS		Yamaha R6 - Aztec Racing			
IDEAL LAP TIME : 52.171		BEST LAP TIME : 52.297		DIFFERENCE : 0.126			
LAP	SECTOR 1	SECTOR 2	LAP TIME	MPH	DIFF	TIME OF DAY	
1 -	35.820	23.590	59.410	73.19	7.113	09:01:49.767	
2 -	32.977	21.748	54.725	79.46	2.428	09:02:44.492	
3 -	32.521	21.637	54.158	80.29	1.861	09:03:38.650	
4 -	31.794	21.024	52.818	82.33	0.521	09:04:31.468	
5 -	31.796	21.004	52.800	82.35	0.503	09:05:24.268	
6 -	31.846	21.024	52.870	82.25	0.573	09:06:17.138	
7 -	33.091	21.026	54.117	80.35	1.820	09:07:11.255	
8 -	31.410	20.962	52.372 (2)	83.03	0.075	09:08:03.627	
9 -	31.622	21.082	52.704	82.50	0.407	09:08:56.331	
10 -	31.509	20.868	52.377 (3)	83.02	0.080	09:09:48.708	
11 -	31.303	20.994	52.297 (1)	83.15		09:10:41.005	

P26 165		Frank MONTINI		-			
IDEAL LAP TIME : 52.334		BEST LAP TIME : 52.434		DIFFERENCE : 0.100			
LAP	SECTOR 1	SECTOR 2	LAP TIME	MPH	DIFF	TIME OF DAY	
1 -	36.578	23.201	59.779	72.74	7.345	09:01:51.064	
2 -	34.491	22.292	56.783	76.58	4.349	09:02:47.847	
3 -	33.529	21.259	54.788	79.37	2.354	09:03:42.635	
4 -	33.000	21.516	54.516	79.76	2.082	09:04:37.151	
5 -	34.432	22.582	57.014	76.27	4.580	09:05:34.165	
6 -	31.722	20.712	52.434 (1)	82.93		09:06:26.599	
7 -	31.707	21.067	52.774 (2)	82.40	0.340	09:07:19.373	
8 -	32.433	21.513	53.946	80.61	1.512	09:08:13.319	
9 -	31.742	21.166	52.908 (3)	82.19	0.474	09:09:06.227	
10 -	33.134	21.435	54.569	79.69	2.135	09:10:00.796	
11 -	31.622	21.351	52.973	82.09	0.539	09:10:53.769	

P27 13 600		Matthew BENTON		Honda CBR600RR -			
IDEAL LAP TIME : 52.708		BEST LAP TIME : 52.734		DIFFERENCE : 0.026			
LAP	SECTOR 1	SECTOR 2	LAP TIME	MPH	DIFF	TIME OF DAY	
1 -	36.127	23.373	59.500	73.08	6.766	09:01:50.561	
2 -	32.834	22.336	55.170	78.82	2.436	09:02:45.731	
3 -	32.649	21.935	54.584	79.66	1.850	09:03:40.315	
4 -	32.904	22.001	54.905	79.20	2.171	09:04:35.220	
5 -	32.695	21.753	54.448	79.86	1.714	09:05:29.668	
6 -	32.097	21.572	53.669	81.02	0.935	09:06:23.337	
7 -	33.516	22.014	55.530	78.31	2.796	09:07:18.867	
8 -	31.695	21.039	52.734 (1)	82.46		09:08:11.601	
9 -	31.961	21.445	53.406 (3)	81.42	0.672	09:09:05.007	
10 -	31.943	21.013	52.956 (2)	82.11	0.222	09:09:57.963	
11 -	32.405	21.546	53.951	80.60	1.217	09:10:51.914	

P28 122 600		James EGGINTON		Kawasaki ZX6R - Advance Computer Services - www.ACS.co.uk			
IDEAL LAP TIME : 53.025		BEST LAP TIME : 53.047		DIFFERENCE : 0.022			
LAP	SECTOR 1	SECTOR 2	LAP TIME	MPH	DIFF	TIME OF DAY	
1 -	OUTLAP	22.037	59.610	72.95	6.563	09:02:17.367	
2 -	32.883	21.335	54.218	80.20	1.171	09:03:11.585	
3 -	34.557	21.910	56.467	77.01	3.420	09:04:08.052	
4 -	32.122	21.293	53.415 (3)	81.41	0.368	09:05:01.467	
5 -	32.014	21.498	53.512	81.26	0.465	09:05:54.979	
6 -	31.887	21.164	53.051 (2)	81.97	0.004	09:06:48.030	
7 -	31.909	21.138	53.047 (1)	81.97		09:07:41.077	

BMCRC - MRO Championships 2024 - Rnd 7 @ Brands Hatch Indy

DART MRO 600 inc Clubman 600 & GP2/EVO & Rookie 600

QUALIFYING - SECTOR ANALYSIS



SECTOR 1 = FL to I1, SECTOR 2 = I1 to FL, DIFF = Difference To Personal Best Lap, P = Crossed Finish Line in Pit Lane, D = Time Disallowed

P29 60 600 Dean NEAL		Kawasaki ZX6R 636 - Acute Civil Engineering Ltd				
IDEAL LAP TIME : 53.372		BEST LAP TIME : 53.372		DIFFERENCE : 0.000		
LAP	SECTOR 1	SECTOR 2	LAP TIME	MPH	DIFF	TIME OF DAY
1 -	36.462	22.768	59.230	73.41	5.858	09:02:01.032
2 -	34.165	21.929	56.094	77.52	2.722	09:02:57.126
3 -	33.490	21.495	54.985	79.08	1.613	09:03:52.111
4 -	33.157	22.491	55.648	78.14	2.276	09:04:47.759
5 -	32.595	21.702	54.297	80.08	0.925	09:05:42.056
6 -	33.618	IN PIT	1:15.800	P 57.36	22.428	09:06:57.856
7 -	OUTLAP	21.655	58.686	74.09	5.314	09:07:56.542
8 -	32.067	21.625	53.692	(2) 80.99	0.320	09:08:50.234
9 -	32.061	21.794	53.855	(3) 80.74	0.483	09:09:44.089
10 -	31.927	21.445	53.372	(1) 81.47		09:10:37.461

P30 153 600 Aaron HICKMOTT		Kawasaki ZX6R - Me, Myself & I				
IDEAL LAP TIME : 53.374		BEST LAP TIME : 53.374		DIFFERENCE : 0.000		
LAP	SECTOR 1	SECTOR 2	LAP TIME	MPH	DIFF	TIME OF DAY
1 -	36.155	24.236	1:00.391	72.00	7.017	09:01:49.653
2 -	33.546	22.415	55.961	77.70	2.587	09:02:45.614
3 -	32.605	22.327	54.932	79.16	1.558	09:03:40.546
4 -	33.062	22.137	55.199	78.78	1.825	09:04:35.745
5 -	32.512	21.713	54.225	(3) 80.19	0.851	09:05:29.970
6 -	32.429	22.332	54.761	79.41	1.387	09:06:24.731
7 -	32.464	21.995	54.459	79.85	1.085	09:07:19.190
8 -	33.149	21.572	54.721	79.46	1.347	09:08:13.911
9 -	32.119	21.255	53.374	(1) 81.47		09:09:07.285
10 -	32.634	21.443	54.077	(2) 80.41	0.703	09:10:01.362
11 -	34.742	22.104	56.846	76.49	3.472	09:10:58.208

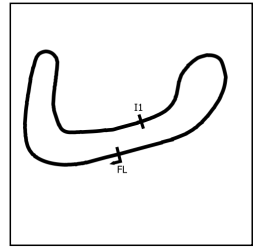
P31 281 C Daniel FARLEY		Yamaha R6 BN6 - F-Tech Fire & Electrical Ltd				
IDEAL LAP TIME : 53.695		BEST LAP TIME : 53.695		DIFFERENCE : 0.000		
LAP	SECTOR 1	SECTOR 2	LAP TIME	MPH	DIFF	TIME OF DAY
1 -	36.501	24.360	1:00.861	71.45	7.166	09:01:50.222
2 -	34.279	22.322	56.601	76.82	2.906	09:02:46.823
3 -	33.487	22.028	55.515	78.33	1.820	09:03:42.338
4 -	32.913	21.697	54.610	79.63	0.915	09:04:36.948
5 -	32.519	21.600	54.119	(2) 80.35	0.424	09:05:31.067
6 -	33.504	21.805	55.309	78.62	1.614	09:06:26.376
7 -	32.779	21.767	54.546	79.72	0.851	09:07:20.922
8 -	32.609	21.539	54.148	(3) 80.30	0.453	09:08:15.070
9 -	32.314	21.381	53.695	(1) 80.98		09:09:08.765

P32 998 C Ben RYBICKI		Yamaha R6 - Car events diamondbrite				
IDEAL LAP TIME : 53.794		BEST LAP TIME : 53.835		DIFFERENCE : 0.041		
LAP	SECTOR 1	SECTOR 2	LAP TIME	MPH	DIFF	TIME OF DAY
1 -	36.818	22.704	59.522	73.05	5.687	09:01:47.520
2 -	34.179	22.217	56.396	77.10	2.561	09:02:43.916
3 -	33.644	22.260	55.904	77.78	2.069	09:03:39.820
4 -	33.164	21.806	54.970	79.10	1.135	09:04:34.790
5 -	32.955	21.615	54.570	(2) 79.68	0.735	09:05:29.360
6 -	32.200	21.635	53.835	(1) 80.77		09:06:23.195
7 -	33.477	22.022	55.499	78.35	1.664	09:07:18.694
8 -	32.769	22.171	54.940	79.15	1.105	09:08:13.634
9 -	33.210	21.594	54.804	79.34	0.969	09:09:08.438
10 -	32.600	22.143	54.743	(3) 79.43	0.908	09:10:03.181
11 -	33.986	22.037	56.023	77.62	2.188	09:10:59.204

BMCRC - MRO Championships 2024 - Rnd 7 @ Brands Hatch Indy

DART MRO 600 inc Clubman 600 & GP2/EVO & Rookie 600

QUALIFYING - SECTOR ANALYSIS



SECTOR 1 = FL to I1, SECTOR 2 = I1 to FL, DIFF = Difference To Personal Best Lap, P = Crossed Finish Line in Pit Lane, D = Time Disallowed

P33 124		Mark STRUTT		Yamaha R6 - MPS Developments LTD			
IDEAL LAP TIME : 54.010		BEST LAP TIME : 54.010		DIFFERENCE : 0.000			
LAP	SECTOR 1	SECTOR 2	LAP TIME	MPH	DIFF	TIME OF DAY	
1 -	37.620	IN PIT	5:18.234	P 13.66	4:24.224	09:06:05.382	
2 -	OUTLAP	23.441	1:02.901	69.13	8.891	09:07:08.283	
3 -	34.452	22.504	56.956	(3) 76.35	2.946	09:08:05.239	
4 -	35.068	22.325	57.393	75.76	3.383	09:09:02.632	
5 -	33.384	21.652	55.036	(2) 79.01	1.026	09:09:57.668	
6 -	32.495	21.515	54.010	(1) 80.51		09:10:51.678	

P34 888 600		Kirt ELLIOTT		Yamaha R6 -			
IDEAL LAP TIME : 54.113		BEST LAP TIME : 54.156		DIFFERENCE : 0.043			
LAP	SECTOR 1	SECTOR 2	LAP TIME	MPH	DIFF	TIME OF DAY	
1 -	35.635	22.716	58.351	74.52	4.195	09:02:01.169	
2 -	33.006	22.162	55.168	78.82	1.012	09:02:56.337	
3 -	32.975	21.765	54.740	79.44	0.584	09:03:51.077	
4 -	32.548	21.861	54.409	(3) 79.92	0.253	09:04:45.486	
5 -	33.683	22.024	55.707	78.06	1.551	09:05:41.193	
6 -	33.491	21.883	55.374	78.53	1.218	09:06:36.567	
7 -	33.361	22.101	55.462	78.40	1.306	09:07:32.029	
8 -	33.351	22.132	55.483	78.37	1.327	09:08:27.512	
9 -	32.722	21.640	54.362	(2) 79.99	0.206	09:09:21.874	
10 -	32.473	21.683	54.156	(1) 80.29		09:10:16.030	

P35 379 600		Jack CROWLEY-MASON		Triumph DAYTONA 675 R -			
IDEAL LAP TIME : 55.173		BEST LAP TIME : 55.203		DIFFERENCE : 0.030			
LAP	SECTOR 1	SECTOR 2	LAP TIME	MPH	DIFF	TIME OF DAY	
1 -	37.177	23.479	1:00.656	71.69	5.453	09:01:52.421	
2 -	36.193	23.088	59.281	73.35	4.078	09:02:51.702	
3 -	34.443	22.380	56.823	76.52	1.620	09:03:48.525	
4 -	34.111	22.409	56.520	76.93	1.317	09:04:45.045	
5 -	33.975	22.010	55.985	77.67	0.782	09:05:41.030	
6 -	33.245	22.034	55.279	(2) 78.66	0.076	09:06:36.309	
7 -	33.275	21.928	55.203	(1) 78.77		09:07:31.512	
8 -	33.587	22.072	55.659	(3) 78.12	0.456	09:08:27.171	
9 -	34.259	22.315	56.574	76.86	1.371	09:09:23.745	
10 -	33.549	22.484	56.033	77.60	0.830	09:10:19.778	

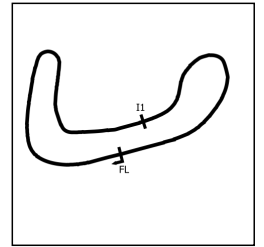
P36 910 C		Harry GOWER		Triumph DAYTONA 675 - RG Racing			
IDEAL LAP TIME : 55.581		BEST LAP TIME : 55.581		DIFFERENCE : 0.000			
LAP	SECTOR 1	SECTOR 2	LAP TIME	MPH	DIFF	TIME OF DAY	
1 -	38.332	23.355	1:01.687	70.49	6.106	09:02:20.228	
2 -	34.776	22.386	57.162	(3) 76.07	1.581	09:03:17.390	
3 -	33.524	22.057	55.581	(1) 78.23		09:04:12.971	
4 -	33.763	22.122	55.885	(2) 77.81	0.304	09:05:08.856	

P37 6 C		Gareth FAITH		Kawasaki ZX6R - Sitramoto			
IDEAL LAP TIME : 55.752		BEST LAP TIME : 55.800		DIFFERENCE : 0.048			
LAP	SECTOR 1	SECTOR 2	LAP TIME	MPH	DIFF	TIME OF DAY	
1 -	OUTLAP	25.167	1:08.991	63.03	13.191	09:03:04.664	
2 -	41.989	24.093	1:06.082	65.80	10.282	09:04:10.746	
3 -	38.635	23.812	1:02.447	69.63	6.647	09:05:13.193	
4 -	37.240	24.047	1:01.287	70.95	5.487	09:06:14.480	
5 -	36.173	22.326	58.499	74.33	2.699	09:07:12.979	
6 -	33.934	22.032	55.966	(2) 77.70	0.166	09:08:08.945	
7 -	33.814	21.986	55.800	(1) 77.93		09:09:04.745	
8 -	34.076	21.938	56.014	(3) 77.63	0.214	09:10:00.759	
9 -	35.047	22.222	57.269	75.93	1.469	09:10:58.028	

BMCRC - MRO Championships 2024 - Rnd 7 @ Brands Hatch Indy

DART MRO 600 inc Clubman 600 & GP2/EVO & Rookie 600

QUALIFYING - SECTOR ANALYSIS



SECTOR 1 = FL to I1, SECTOR 2 = I1 to FL, DIFF = Difference To Personal Best Lap, P = Crossed Finish Line in Pit Lane, D = Time Disallowed

P38 916 C		Adam FREWIN		Yamaha R6 - Daniel Parker Motorsport mindset coach			
IDEAL LAP TIME : 55.740		BEST LAP TIME : 55.960		DIFFERENCE : 0.220			
LAP	SECTOR 1	SECTOR 2	LAP TIME	MPH	DIFF	TIME OF DAY	
1 -	OUTLAP	23.111	1:04.735	67.17	8.775	09:02:56.086	
2 -	36.183	22.486	58.669	74.12	2.709	09:03:54.755	
3 -	35.172	22.142	57.314	75.87	1.354	09:04:52.069	
4 -	34.257	22.263	56.520 (3)	76.93	0.560	09:05:48.589	
5 -	33.936	22.024	55.960 (1)	77.70		09:06:44.549	
6 -	34.386	21.804	56.190 (2)	77.39	0.230	09:07:40.739	
7 -	34.683	21.901	56.584	76.85	0.624	09:08:37.323	

BMCRC - MRO Championships 2024 - Rnd 7 @ Brands Hatch Indy

DART MRO 600 inc Clubman 600 & GP2/EVO & Rookie 600

QUALIFYING - BEST SECTORS

SECTOR 1				SECTOR 2				IDEAL / BEST COMPARISON				
POS	NO	NAME	TIME	NO	NAME	TIME	POS	NO	NAME	IDEAL	BEST	DIFF
									PERFECT LAP	48.508		
1	47	SEABRIGHT	28.854	47	SEABRIGHT	19.654	1	47	SEABRIGHT	48.508	48.535	0.027
2	76	JOHNSON	29.184	212	PALLET	19.737	2	76	JOHNSON	48.934	48.946	0.012
3	5	MACRAE	29.285	3	LAMBDEN	19.748	3	5	MACRAE	49.043	49.043	0.000
4	3	LAMBDEN	29.426	76	JOHNSON	19.750	4	3	LAMBDEN	49.174	49.276	0.102
5	91	HIRST	29.543	5	MACRAE	19.758	5	212	PALLET	49.300	49.571	0.271
6	212	PALLET	29.563	91	HIRST	19.830	6	91	HIRST	49.373	49.506	0.133
7	39	MONK	29.653	39	MONK	19.909	7	39	MONK	49.562	49.570	0.008
8	46	WALSH	29.675	46	WALSH	20.066	8	46	WALSH	49.741	49.741	0.000
9	440	EVERTON	29.706	440	EVERTON	20.109	9	440	EVERTON	49.815	49.815	0.000
10	56	MILLS	30.085	81	McMULLAN	20.176	10	56	MILLS	50.265	50.265	0.000
11	971	PACKHAM	30.102	56	MILLS	20.180	11	971	PACKHAM	50.381	50.400	0.019
12	35	DICKINSON	30.255	531	KOURTI	20.264	12	81	McMULLAN	50.458	50.460	0.002
13	81	McMULLAN	30.282	971	PACKHAM	20.279	13	35	DICKINSON	50.731	50.731	0.000
14	17	BAKER	30.378	28	WALKER	20.296	14	17	BAKER	50.736	50.743	0.007
15	531	KOURTI	30.543	8	HELYER	20.341	15	531	KOURTI	50.807	50.844	0.037
16	44	DUTTON	30.561	17	BAKER	20.358	16	44	DUTTON	51.003	51.054	0.051
17	8	HELYER	30.697	44	DUTTON	20.442	17	8	HELYER	51.038	51.038	0.000
18	54	ANDERTON	30.920	35	DICKINSON	20.476	18	28	WALKER	51.229	51.362	0.133
19	178	BLOOMFIELD	30.925	40	LORD	20.518	19	54	ANDERTON	51.476	51.596	0.120
20	28	WALKER	30.933	115	MAHER	20.548	20	178	BLOOMFIELD	51.561	51.561	0.000
21	67	ANSELL	30.935	54	ANDERTON	20.556	21	67	ANSELL	51.581	51.672	0.091
22	138	COOMBS	31.208	178	BLOOMFIELD	20.636	22	138	COOMBS	51.906	52.014	0.108
23	84	HIGGINS	31.303	67	ANSELL	20.646	23	115	MAHER	51.939	51.939	0.000
24	115	MAHER	31.391	138	COOMBS	20.698	24	40	LORD	51.941	52.184	0.243
25	40	LORD	31.423	165	MONTINI	20.712	25	84	HIGGINS	52.171	52.297	0.126
26	165	MONTINI	31.622	84	HIGGINS	20.868	26	165	MONTINI	52.334	52.434	0.100
27	13	BENTON	31.695	13	BENTON	21.013	27	13	BENTON	52.708	52.734	0.026
28	122	EGGINTON	31.887	122	EGGINTON	21.138	28	122	EGGINTON	53.025	53.047	0.022
29	60	NEAL	31.927	153	HICKMOTT	21.255	29	60	NEAL	53.372	53.372	0.000
30	153	HICKMOTT	32.119	281	FARLEY	21.381	30	153	HICKMOTT	53.374	53.374	0.000
31	998	RYBICKI	32.200	60	NEAL	21.445	31	281	FARLEY	53.695	53.695	0.000
32	281	FARLEY	32.314	124	STRUTT	21.515	32	998	RYBICKI	53.794	53.835	0.041
33	888	ELLIOTT	32.473	998	RYBICKI	21.594	33	124	STRUTT	54.010	54.010	0.000
34	124	STRUTT	32.495	888	ELLIOTT	21.640	34	888	ELLIOTT	54.113	54.156	0.043
35	379	CROWLEY-MASON	33.245	916	FREWIN	21.804	35	379	CROWLEY-MASON	55.173	55.203	0.030
36	910	GOWER	33.524	379	CROWLEY-MASON	21.928	36	910	GOWER	55.581	55.581	0.000
37	6	FAITH	33.814	6	FAITH	21.938	37	916	FREWIN	55.740	55.960	0.220
38	916	FREWIN	33.936	910	GOWER	22.057	38	6	FAITH	55.752	55.800	0.048

BMCRC - MRO Championships 2024 - Rnd 7 @ Brands Hatch Indy

DART MRO 600 inc Clubman 600 & GP2/EVO & Rookie 600

QUALIFYING - STATISTICS

Competitors Started	38
Planned Start	2024-09-21 @ 09:00:00.000
Actual Start	2024-09-21 @ 09:00:12.296
Finish Time	2024-09-21 @ 09:10:14.646
Track Length	1.2079mi.
Total Laps	380
Total Distance Covered	459.0193mi.

Session Fastest Lap History

NO	CL	NAME	LAP TIME	TIME OF DAY	LAP	VEHICLE
5		Luke MACRAE	52.618	09:01:30.473	1	Triumph 765
212		Matt PALLETT	52.148	09:01:30.900	1	Kawasaki ZX636
440	C	Elijah EVERTON	51.879	09:01:31.897	1	Kawasaki NINJA 600
5		Luke MACRAE	50.643	09:02:21.116	2	Triumph 765
91		Sam HIRST	50.637	09:02:21.895	2	Kawasaki ZX-636
5		Luke MACRAE	50.371	09:03:11.487	3	Triumph 765
91		Sam HIRST	50.062	09:03:11.957	3	Kawasaki ZX-636
46		Glenn WALSH	49.741	09:03:30.421	3	
47		Fenton SEABRIGHT	49.585	09:03:56.026	2	Yamaha R6
91		Sam HIRST	49.506	09:04:51.583	5	Kawasaki ZX-636
47		Fenton SEABRIGHT	48.979	09:06:25.472	5	Yamaha R6
76		Anthony JOHNSON	48.946	09:09:11.125	9	
47		Fenton SEABRIGHT	48.728	09:09:42.054	9	Yamaha R6
47		Fenton SEABRIGHT	48.535	09:10:30.589	10	Yamaha R6

Flag History

TYPE	TIME OF DAY
GREEN	09:00:12.296
FINISH	09:10:14.646

Flag Statistics

TYPE	COUNT	TOTAL LAPS	TOTAL TIME
Green	1	12	11:06.285
Red	0	0	0.000
Safety Car	0	0	0.000
FCY	0	0	0.000

BMCRC - MRO Championships 2024 - Rnd 7 @ Brands Hatch Indy

DART MRO 600 inc Clubman 600 & GP2/EVO & Rookie 600

QUALIFYING - STATISTICS

CLASS :

16 Starters

Fastest Lap History

NO	NAME	LAP TIME	TIME OF DAY	LAP	VEHICLE
5	Luke MACRAE	52.618	09:01:30.473	1	Triumph 765
212	Matt PALLETT	52.148	09:01:30.900	1	Kawasaki ZX636
5	Luke MACRAE	50.643	09:02:21.116	2	Triumph 765
91	Sam HIRST	50.637	09:02:21.895	2	Kawasaki ZX-636
5	Luke MACRAE	50.371	09:03:11.487	3	Triumph 765
91	Sam HIRST	50.062	09:03:11.957	3	Kawasaki ZX-636
46	Glenn WALSH	49.741	09:03:30.421	3	
47	Fenton SEABRIGHT	49.585	09:03:56.026	2	Yamaha R6
91	Sam HIRST	49.506	09:04:51.583	5	Kawasaki ZX-636
47	Fenton SEABRIGHT	48.979	09:06:25.472	5	Yamaha R6
76	Anthony JOHNSON	48.946	09:09:11.125	9	
47	Fenton SEABRIGHT	48.728	09:09:42.054	9	Yamaha R6
47	Fenton SEABRIGHT	48.535	09:10:30.589	10	Yamaha R6

BMCRC - MRO Championships 2024 - Rnd 7 @ Brands Hatch Indy

DART MRO 600 inc Clubman 600 & GP2/EVO & Rookie 600

QUALIFYING - STATISTICS

CLASS : C

13 Starters

Fastest Lap History

NO	NAME	LAP TIME	TIME OF DAY	LAP	VEHICLE
440	Elijah EVERTON	51.879	09:01:31.897	1	Kawasaki NINJA 600
440	Elijah EVERTON	50.867	09:02:22.764	2	Kawasaki NINJA 600
440	Elijah EVERTON	50.639	09:03:13.403	3	Kawasaki NINJA 600
39	Aaron MONK	50.520	09:03:55.162	3	Kawsaki NINJA 636
39	Aaron MONK	50.084	09:06:28.020	6	Kawsaki NINJA 636
440	Elijah EVERTON	49.815	09:08:17.900	9	Kawasaki NINJA 600
39	Aaron MONK	49.763	09:08:58.732	9	Kawsaki NINJA 636
39	Aaron MONK	49.570	09:10:38.254	11	Kawsaki NINJA 636

BMCRC - MRO Championships 2024 - Rnd 7 @ Brands Hatch Indy

DART MRO 600 inc Clubman 600 & GP2/EVO & Rookie 600

QUALIFYING - STATISTICS

CLASS : 600

10 Starters

Fastest Lap History

NO	NAME	LAP TIME	TIME OF DAY	LAP	VEHICLE
178	Paul BLOOMFIELD	55.275	09:01:36.693	1	Yamaha R6
178	Paul BLOOMFIELD	53.162	09:02:29.855	2	Yamaha R6
178	Paul BLOOMFIELD	52.588	09:04:15.718	4	Yamaha R6
138	Paul COOMBS	52.570	09:05:53.422	4	Triumph 675R Daytona
178	Paul BLOOMFIELD	51.561	09:06:00.278	6	Yamaha R6



BMCRC - MRO Championships 2024 - Rnd 7 @ Brands Hatch Indy

Reactive Parts MRO Powerbikes inc Clubman 1000 & MRO Retro 1000 & Rookie 1000

QUALIFYING - CLASSIFICATION

POS	NO	CL	PIC	NAME	ENTRY	TIME	ON	LAPS	GAP	DIFF	MPH
1	5	Ret_N	1	Kieran SMITH	Suzuki GSXR 1000 K1 -	48.080	8	10			90.44
2	26		1	Josh WAINWRIGHT	Honda CBR1000 - JW MOT Centre	48.288	7	7	0.208	0.208	90.05
3	88		2	Scott HALLIDAY	Suzuki GSXR 1000 - Performance fitness gym	49.096	11	11	1.016	0.808	88.57
4	65		3	Peter BAKER	Kawasaki ZX10R - T.J & Peter Baker M/C. Dodfrey engi	49.138	6	6	1.058	0.042	88.49
5	7		4	Thomas BENSTED	Yamaha R1 - Significant Debt Racing	49.246	7	11	1.166	0.108	88.30
6	87	1000	1	Dan CHAMBERLAIN	Suzuki GSXR 750 -	49.381	4	10	1.301	0.135	88.06
7	83		5	Jason SIGGS	Yamaha R1 - J Siggs Construction	49.480	7	11	1.400	0.099	87.88
8	47		6	William WHITE	Ducati 955 V2 PANIGALE - JP. Guivier	49.562	8	9	1.482	0.082	87.74
9	173		7	Stephen DRAPER	Kawasaki ZX10 -	49.585	5	11	1.505	0.023	87.69
10	9		8	Matt WETHERELL	Suzuki GSXR 1000 R - Lamonde Racing	49.754	7	11	1.674	0.169	87.40
11	48	C	1	Aaron COLLINS	BMW S1000RR - Precision installations	49.780	11	12	1.700	0.026	87.35
12	188		9	Dawid KRAWIECKI	Yamaha R1 - Code Blue LTD & D A East Electrical	49.910	6	9	1.830	0.130	87.12
13	80	C	2	Morgan CREASEY	Honda FIREBLADE - Warics Ltd	50.038	4	8	1.958	0.128	86.90
14	85	1000	2	Ben WOOD	Yamaha R1 -	50.108	6	7	2.028	0.070	86.78
15	78	Ret_C	1	Jamie THOMAS	Suzuki GSXR 1000 - Team RubyRacing	50.153	6	8	2.073	0.045	86.70
16	85	C	3	Clinton WOOD	- CLINTON WOOD	50.676	5	10	2.596	0.523	85.81
17	19	Ret_C	2	Tyler DONOVAN	- Tinder Corp	51.025	5	6	2.945	0.349	85.22
18	84	C	4	Martyn DELLOW	Suzuki GSXR1000 - Kirdford Shotblasting	51.252	6	7	3.172	0.227	84.84
19	152		10	Barry MANTELL	Kawaskai ZX10R - Swedish car connection	51.567	7	9	3.487	0.315	84.32
20	13	Ret_C	3	Daniel MERCER	Honda CBR1000RR - Merc&Co Racing, Apex2Apex prc	51.626	8	11	3.546	0.059	84.23
21	46	C	5	Simon GATES	Yamaha YZF R1 - T.A Roden LTD / Canine Plus Hydro	51.696	8	10	3.616	0.070	84.11
22	123	C	6	James VINCER	Suzuki GSXR R - John Butcher Bros	51.770	5	11	3.690	0.074	83.99
23	23	C	7	Jason PAES	Aprilia RSV4 - J&R Electrical Ltd	51.989	4	5	3.909	0.219	83.64
24	333		11	Andrew HOUGHTON	BMW S1000RR - Techoir	52.352	10	10	4.272	0.363	83.06
25	14	1000	3	Alex YIANNI	BMW S1000 RR - Airpack 2000 Racing/Almig Compres	52.796	8	9	4.716	0.444	82.36
26	17	Ret_C	4	Jordan KILLWORTH	Yamaha R1 4C8 - Greenplant/BK/Rabbit	52.817	4	4	4.737	0.021	82.33
27	34		12	Richard HEWITT	BMW S1000RR - Ducking Quack Racing	53.467	8	10	5.387	0.650	81.33
28	40	Ret_C	5	Malcolm BATE	Suzuki GSXR1000 - Hartjay	54.131	8	9	6.051	0.664	80.33
29	274	C	8	Stewart LATIMER	Suzuki GSXR1000 RR - Fat Bloke Racing RR	54.797	5	5	6.717	0.666	79.35
30	66		13	Stephen HARVEY	Kawasaki ZX10 -	54.932	7	11	6.852	0.135	79.16
31	666	1000	4	Nathan THOMPSON	Bmw S1000RR - Flirtz lap dancing club	56.311	4	4	8.231	1.379	77.22
32	29	1000	5	Luke MORGAN	Suzuki GSXR 750 -	57.857	4	9	9.777	1.546	75.16

Weather / Track : Cloudy / Dry

Date: 21/09/2024 Start: 10:18 Finish: 10:28

These results are provisional until the conclusion of any judicial and technical matters.

Brands Hatch Indy: 1.2079 miles

Clerk Of Course:	Stewards:	Timekeeper: Richard Evans	
------------------	-----------	---------------------------	--

Results can be found at www.tsl-timing.com

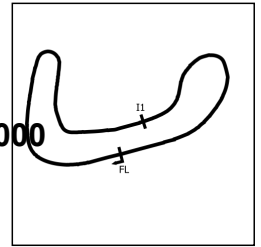
Printed - 10:31 Saturday, 21 September 2024



BMCRC - MRO Championships 2024 - Rnd 7 @ Brands Hatch Indy

Reactive Parts MRO Powerbikes inc Clubman 1000 & MRO Retro 1000 & Rookie 1000

QUALIFYING - SECTOR ANALYSIS



SECTOR 1 = FL to I1, SECTOR 2 = I1 to FL, DIFF = Difference To Personal Best Lap, P = Crossed Finish Line in Pit Lane, D = Time Disallowed

P1		5 Ret_N	Kieran SMITH	Suzuki GSXR 1000 K1 -		
IDEAL LAP TIME : 47.903		BEST LAP TIME : 48.080		DIFFERENCE : 0.177		
LAP	SECTOR 1	SECTOR 2	LAP TIME	MPH	DIFF	TIME OF DAY
1 -	OUTLAP	19.640	57.055	76.21	8.975	10:21:03.021
2 -	29.871	19.533	49.404	88.02	1.324	10:21:52.425
3 -	29.669	19.633	49.302	88.20	1.222	10:22:41.727
4 -	29.636	20.195	49.831	87.26	1.751	10:23:31.558
5 -	28.885	19.330	48.215	90.19	0.135	10:24:19.773
6 -	29.702	19.216	48.918	88.89	0.838	10:25:08.691
7 -	28.763	19.349	48.112 (3)	90.38	0.032	10:25:56.803
8 -	28.733	19.347	48.080 (1)	90.44		10:26:44.883
9 -	28.687	19.402	48.089 (2)	90.42	0.009	10:27:32.972
10 -	29.719	19.846	49.565	87.73	1.485	10:28:22.537

P2		26	Josh WAINWRIGHT	Honda CBR1000 - JW MOT Centre		
IDEAL LAP TIME : 48.288		BEST LAP TIME : 48.288		DIFFERENCE : 0.000		
LAP	SECTOR 1	SECTOR 2	LAP TIME	MPH	DIFF	TIME OF DAY
1 -	OUTLAP	20.368	56.035	77.60	7.747	10:20:06.070
2 -	30.667	20.000	50.667 (3)	85.82	2.379	10:20:56.737
3 -	29.654	19.823	49.477 (2)	87.89	1.189	10:21:46.214
4 -	30.020	25.544	55.564	78.26	7.276	10:22:41.778
5 -	38.405	20.268	58.673	74.11	10.385	10:23:40.451
6 -	31.329	20.091	51.420	84.57	3.132	10:24:31.871
7 -	29.080	19.208	48.288 (1)	90.05		10:25:20.159

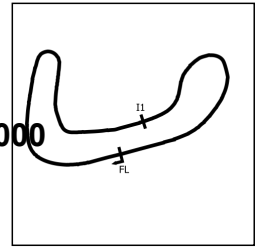
P3		88	Scott HALLIDAY	Suzuki GSXR 1000 - Performance fitness gym		
IDEAL LAP TIME : 49.096		BEST LAP TIME : 49.096		DIFFERENCE : 0.000		
LAP	SECTOR 1	SECTOR 2	LAP TIME	MPH	DIFF	TIME OF DAY
1 -	OUTLAP	21.138	56.251	77.30	7.155	10:19:46.609
2 -	30.532	20.392	50.924	85.39	1.828	10:20:37.533
3 -	30.081	20.247	50.328	86.40	1.232	10:21:27.861
4 -	29.939	19.929	49.868	87.20	0.772	10:22:17.729
5 -	30.392	20.356	50.748	85.69	1.652	10:23:08.477
6 -	29.613	19.855	49.468	87.90	0.372	10:23:57.945
7 -	29.477	19.785	49.262 (2)	88.27	0.166	10:24:47.207
8 -	30.028	20.009	50.037	86.90	0.941	10:25:37.244
9 -	29.582	19.810	49.392 (3)	88.04	0.296	10:26:26.636
10 -	29.857	20.302	50.159	86.69	1.063	10:27:16.795
11 -	29.452	19.644	49.096 (1)	88.57		10:28:05.891

P4		65	Peter BAKER	Kawasaki ZX10R - TJ & Peter Baker M/C. Dodfrey engineering		
IDEAL LAP TIME : 49.138		BEST LAP TIME : 49.138		DIFFERENCE : 0.000		
LAP	SECTOR 1	SECTOR 2	LAP TIME	MPH	DIFF	TIME OF DAY
1 -	30.987	20.231	51.218	84.90	2.080	10:19:19.729
2 -	29.851	19.938	49.789	87.34	0.651	10:20:09.518
3 -	29.509	19.970	49.479 (2)	87.88	0.341	10:20:58.997
4 -	29.469	20.658	50.127	86.75	0.989	10:21:49.124
5 -	29.643	20.011	49.654 (3)	87.57	0.516	10:22:38.778
6 -	29.376	19.762	49.138 (1)	88.49		10:23:27.916

BMCRC - MRO Championships 2024 - Rnd 7 @ Brands Hatch Indy

Reactive Parts MRO Powerbikes inc Clubman 1000 & MRO Retro 1000 & Rookie 1000

QUALIFYING - SECTOR ANALYSIS



SECTOR 1 = FL to I1, SECTOR 2 = I1 to FL, DIFF = Difference To Personal Best Lap, P = Crossed Finish Line in Pit Lane, D = Time Disallowed

P5 7		Thomas BENSTED		Yamaha R1 - Significant Debt Racing		
IDEAL LAP TIME : 49.216		BEST LAP TIME : 49.246		DIFFERENCE : 0.030		
LAP	SECTOR 1	SECTOR 2	LAP TIME	MPH	DIFF	TIME OF DAY
1 -	OUTLAP	20.683	56.561	76.88	7.315	10:20:10.982
2 -	30.618	19.939	50.557	86.01	1.311	10:21:01.539
3 -	30.100	19.728	49.828 (3)	87.27	0.582	10:21:51.367
4 -	31.411	20.455	51.866	83.84	2.620	10:22:43.233
5 -	30.708	20.303	51.011	85.24	1.765	10:23:34.244
6 -	29.903	20.053	49.956	87.04	0.710	10:24:24.200
7 -	29.708	19.538	49.246 (1)	88.30		10:25:13.446
8 -	30.794	19.919	50.713	85.74	1.467	10:26:04.159
9 -	29.678	19.650	49.328 (2)	88.15	0.082	10:26:53.487
10 -	31.520	20.270	51.790	83.96	2.544	10:27:45.277
11 -	30.224	25.017	55.241	78.72	5.995	10:28:40.518

P6 87 1000		Dan CHAMBERLAIN		Suzuki GSXR 750 -		
IDEAL LAP TIME : 49.381		BEST LAP TIME : 49.381		DIFFERENCE : 0.000		
LAP	SECTOR 1	SECTOR 2	LAP TIME	MPH	DIFF	TIME OF DAY
1 -	31.899	20.641	52.540	82.76	3.159	10:19:21.816
2 -	30.695	20.170	50.865	85.49	1.484	10:20:12.681
3 -	30.316	19.914	50.230 (2)	86.57	0.849	10:21:02.911
4 -	29.797	19.584	49.381 (1)	88.06		10:21:52.292
5 -	31.306	20.266	51.572	84.32	2.191	10:22:43.864
6 -	30.465	20.662	51.127	85.05	1.746	10:23:34.991
7 -	31.043	20.537	51.580	84.30	2.199	10:24:26.571
8 -	32.616	20.688	53.304	81.58	3.923	10:25:19.875
9 -	30.476	20.190	50.666 (3)	85.82	1.285	10:26:10.541
10 -	31.738	20.625	52.363	83.04	2.982	10:27:02.904

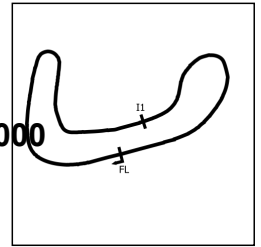
P7 83		Jason SIGGS		Yamaha R1 - J Siggs Construction		
IDEAL LAP TIME : 49.435		BEST LAP TIME : 49.480		DIFFERENCE : 0.045		
LAP	SECTOR 1	SECTOR 2	LAP TIME	MPH	DIFF	TIME OF DAY
1 -	OUTLAP	21.245	56.928	76.38	7.448	10:19:47.015
2 -	31.500	20.282	51.782	83.97	2.302	10:20:38.797
3 -	30.586	20.411	50.997	85.27	1.517	10:21:29.794
4 -	30.055	19.901	49.956 (3)	87.04	0.476	10:22:19.750
5 -	33.861	20.569	54.430	79.89	4.950	10:23:14.180
6 -	29.984	20.199	50.183	86.65	0.703	10:24:04.363
7 -	29.638	19.842	49.480 (1)	87.88		10:24:53.843
8 -	29.593	19.922	49.515 (2)	87.82	0.035	10:25:43.358
9 -	33.248	21.091	54.339	80.02	4.859	10:26:37.697
10 -	30.886	21.102	51.988	83.64	2.508	10:27:29.685
11 -	29.811	22.720	52.531	82.78	3.051	10:28:22.216

P8 47		William WHITE		Ducati 955 V2 PANIGALE - JP. Guivier		
IDEAL LAP TIME : 49.534		BEST LAP TIME : 49.562		DIFFERENCE : 0.028		
LAP	SECTOR 1	SECTOR 2	LAP TIME	MPH	DIFF	TIME OF DAY
1 -	OUTLAP	21.540	1:00.146	72.30	10.584	10:21:59.807
2 -	31.161	20.564	51.725	84.07	2.163	10:22:51.532
3 -	30.446	20.287	50.733	85.71	1.171	10:23:42.265
4 -	30.583	20.507	51.090	85.11	1.528	10:24:33.355
5 -	29.879	20.124	50.003	86.96	0.441	10:25:23.358
6 -	29.896	20.364	50.260	86.52	0.698	10:26:13.618
7 -	29.695	20.028	49.723 (2)	87.45	0.161	10:27:03.341
8 -	29.723	19.839	49.562 (1)	87.74		10:27:52.903
9 -	29.785	20.034	49.819 (3)	87.28	0.257	10:28:42.722

BMCRC - MRO Championships 2024 - Rnd 7 @ Brands Hatch Indy

Reactive Parts MRO Powerbikes inc Clubman 1000 & MRO Retro 1000 & Rookie 1000

QUALIFYING - SECTOR ANALYSIS



SECTOR 1 = FL to I1, SECTOR 2 = I1 to FL, DIFF = Difference To Personal Best Lap, P = Crossed Finish Line in Pit Lane, D = Time Disallowed

P9 173		Stephen DRAPER		Kawasaki ZX10 -			
IDEAL LAP TIME : 49.585		BEST LAP TIME : 49.585		DIFFERENCE : 0.000			
LAP	SECTOR 1	SECTOR 2	LAP TIME	MPH	DIFF	TIME OF DAY	
1 -	32.687	21.243	53.930	80.63	4.345	10:19:36.586	
2 -	30.942	20.266	51.208	84.92	1.623	10:20:27.794	
3 -	30.171	19.929	50.100	86.79	0.515	10:21:17.894	
4 -	29.998	20.044	50.042	86.89	0.457	10:22:07.936	
5 -	29.765	19.820	49.585 (1)	87.69		10:22:57.521	
6 -	29.789	20.775	50.564	86.00	0.979	10:23:48.085	
7 -	29.866	19.986	49.852 (3)	87.23	0.267	10:24:37.937	
8 -	33.817	20.506	54.323	80.05	4.738	10:25:32.260	
9 -	30.016	19.884	49.900	87.14	0.315	10:26:22.160	
10 -	36.417	20.110	56.527	76.92	6.942	10:27:18.687	
11 -	29.910	19.866	49.776 (2)	87.36	0.191	10:28:08.463	

P10 9		Matt WETHERELL		Suzuki GSXR 1000 R - Lamonde Racing			
IDEAL LAP TIME : 49.559		BEST LAP TIME : 49.754		DIFFERENCE : 0.195			
LAP	SECTOR 1	SECTOR 2	LAP TIME	MPH	DIFF	TIME OF DAY	
1 -	OUTLAP	20.082	54.202	80.22	4.448	10:19:51.429	
2 -	30.449	20.151	50.600	85.94	0.846	10:20:42.029	
3 -	30.284	20.187	50.471	86.16	0.717	10:21:32.500	
4 -	31.380	20.122	51.502	84.43	1.748	10:22:24.002	
5 -	30.786	20.022	50.808	85.58	1.054	10:23:14.810	
6 -	30.006	20.302	50.308	86.43	0.554	10:24:05.118	
7 -	29.912	19.842	49.754 (1)	87.40		10:24:54.872	
8 -	29.802	20.082	49.884 (2)	87.17	0.130	10:25:44.756	
9 -	30.270	19.845	50.115 (3)	86.77	0.361	10:26:34.871	
10 -	30.516	19.757	50.273	86.49	0.519	10:27:25.144	
11 -	31.491	20.474	51.965	83.68	2.211	10:28:17.109	

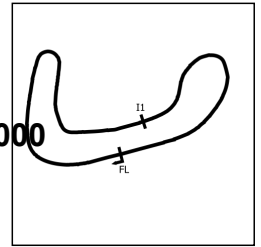
P11 48 C		Aaron COLLINS		BMW S1000RR - Precision installations			
IDEAL LAP TIME : 49.766		BEST LAP TIME : 49.780		DIFFERENCE : 0.014			
LAP	SECTOR 1	SECTOR 2	LAP TIME	MPH	DIFF	TIME OF DAY	
1 -	33.020	21.126	54.146	80.31	4.366	10:19:26.543	
2 -	31.472	20.414	51.886	83.81	2.106	10:20:18.429	
3 -	30.431	20.340	50.771	85.65	0.991	10:21:09.200	
4 -	30.498	20.038	50.536	86.04	0.756	10:21:59.736	
5 -	30.101	20.419	50.520	86.07	0.740	10:22:50.256	
6 -	30.582	19.926	50.508	86.09	0.728	10:23:40.764	
7 -	41.043	20.649	1:01.692	70.48	11.912	10:24:42.456	
8 -	29.999	20.258	50.257 (3)	86.52	0.477	10:25:32.713	
9 -	30.158	20.272	50.430	86.23	0.650	10:26:23.143	
10 -	30.520	19.813	50.333	86.39	0.553	10:27:13.476	
11 -	29.965	19.815	49.780 (1)	87.35		10:28:03.256	
12 -	30.436	19.801	50.237 (2)	86.56	0.457	10:28:53.493	

P12 188		Dawid KRAWIECKI		Yamaha R1 - Code Blue LTD & D A East Electrical			
IDEAL LAP TIME : 49.848		BEST LAP TIME : 49.910		DIFFERENCE : 0.062			
LAP	SECTOR 1	SECTOR 2	LAP TIME	MPH	DIFF	TIME OF DAY	
1 -	OUTLAP	20.470	54.353	80.00	4.443	10:19:43.941	
2 -	30.904	20.207	51.111	85.08	1.201	10:20:35.052	
3 -	30.150	20.069	50.219 (3)	86.59	0.309	10:21:25.271	
4 -	30.583	20.211	50.794	85.61	0.884	10:22:16.065	
5 -	30.542	20.325	50.867	85.48	0.957	10:23:06.932	
6 -	29.779	20.131	49.910 (1)	87.12		10:23:56.842	
7 -	31.461	21.364	52.825	82.32	2.915	10:24:49.667	
8 -	30.080	20.072	50.152 (2)	86.70	0.242	10:25:39.819	
9 -	30.472	20.918	51.390	84.61	1.480	10:26:31.209	

BMCRC - MRO Championships 2024 - Rnd 7 @ Brands Hatch Indy

Reactive Parts MRO Powerbikes inc Clubman 1000 & MRO Retro 1000 & Rookie 1000

QUALIFYING - SECTOR ANALYSIS



SECTOR 1 = FL to I1, SECTOR 2 = I1 to FL, DIFF = Difference To Personal Best Lap, P = Crossed Finish Line in Pit Lane, D = Time Disallowed

P13 80 C		Morgan CREASEY		Honda FIREBLADE - Warics Ltd		
IDEAL LAP TIME : 50.038		BEST LAP TIME : 50.038		DIFFERENCE : 0.000		
LAP	SECTOR 1	SECTOR 2	LAP TIME	MPH	DIFF	TIME OF DAY
1 -	OUTLAP	21.498	1:04.627	67.28	14.589	10:21:25.250
2 -	31.196	20.449	51.645	84.20	1.607	10:22:16.895
3 -	30.636	20.128	50.764	85.66	0.726	10:23:07.659
4 -	29.970	20.068	50.038 (1)	86.90		10:23:57.697
5 -	30.207	20.139	50.346 (3)	86.37	0.308	10:24:48.043
6 -	30.147	20.426	50.573	85.98	0.535	10:25:38.616
7 -	31.029	20.072	51.101	85.09	1.063	10:26:29.717
8 -	30.018	20.186	50.204 (2)	86.61	0.166	10:27:19.921

P14 85 1000		Ben WOOD		Yamaha R1 -		
IDEAL LAP TIME : 49.697		BEST LAP TIME : 50.108		DIFFERENCE : 0.411		
LAP	SECTOR 1	SECTOR 2	LAP TIME	MPH	DIFF	TIME OF DAY
1 -	32.144	21.702	53.846	80.76	3.738	10:19:33.627
2 -	30.748	20.202	50.950	85.35	0.842	10:20:24.577
3 -	31.476	20.688	52.164	83.36	2.056	10:21:16.741
4 -	30.076	20.197	50.273 (3)	86.49	0.165	10:22:07.014
5 -	30.393	19.900	50.293	86.46	0.185	10:22:57.307
6 -	29.833	20.275	50.108 (1)	86.78		10:23:47.415
7 -	30.303	19.864	50.167 (2)	86.68	0.059	10:24:37.582

P15 78 Ret_C		Jamie THOMAS		Suzuki GSXR 1000 - Team RubyRacing		
IDEAL LAP TIME : 50.153		BEST LAP TIME : 50.153		DIFFERENCE : 0.000		
LAP	SECTOR 1	SECTOR 2	LAP TIME	MPH	DIFF	TIME OF DAY
1 -	OUTLAP	20.583	56.816	76.53	6.663	10:21:59.848
2 -	31.359	20.504	51.863	83.84	1.710	10:22:51.711
3 -	30.621	20.150	50.771	85.65	0.618	10:23:42.482
4 -	30.759	20.650	51.409	84.58	1.256	10:24:33.891
5 -	30.216	20.039	50.255 (2)	86.53	0.102	10:25:24.146
6 -	30.134	20.019	50.153 (1)	86.70		10:26:14.299
7 -	30.194	20.521	50.715	85.74	0.562	10:27:05.014
8 -	30.284	20.061	50.345 (3)	86.37	0.192	10:27:55.359

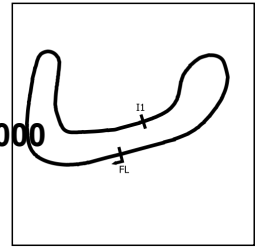
P16 85 C		Clinton WOOD		- CLINTON WOOD		
IDEAL LAP TIME : 50.565		BEST LAP TIME : 50.676		DIFFERENCE : 0.111		
LAP	SECTOR 1	SECTOR 2	LAP TIME	MPH	DIFF	TIME OF DAY
1 -	33.021	21.357	54.378	79.96	3.702	10:19:36.335
2 -	31.349	20.649	51.998	83.63	1.322	10:20:28.333
3 -	30.861	20.319	51.180	84.96	0.504	10:21:19.513
4 -	30.607	20.404	51.011 (3)	85.24	0.335	10:22:10.524
5 -	30.246	20.430	50.676 (1)	85.81		10:23:01.200
6 -	30.692	20.332	51.024	85.22	0.348	10:23:52.224
7 -	30.645	20.321	50.966 (2)	85.32	0.290	10:24:43.190
8 -	30.577	21.002	51.579	84.30	0.903	10:25:34.769
9 -	30.555	20.596	51.151	85.01	0.475	10:26:25.920
10 -	30.978	20.720	51.698	84.11	1.022	10:27:17.618

P17 19 Ret_C		Tyler DONOVAN		- Tinder Corp		
IDEAL LAP TIME : 50.933		BEST LAP TIME : 51.025		DIFFERENCE : 0.092		
LAP	SECTOR 1	SECTOR 2	LAP TIME	MPH	DIFF	TIME OF DAY
1 -	OUTLAP	21.144	58.315	74.57	7.290	10:24:09.160
2 -	30.970	21.067	52.037	83.56	1.012	10:25:01.197
3 -	30.827	20.762	51.589	84.29	0.564	10:25:52.786
4 -	30.399	20.649	51.048 (2)	85.18	0.023	10:26:43.834
5 -	30.491	20.534	51.025 (1)	85.22		10:27:34.859
6 -	30.743	20.691	51.434 (3)	84.54	0.409	10:28:26.293

BMCRC - MRO Championships 2024 - Rnd 7 @ Brands Hatch Indy

Reactive Parts MRO Powerbikes inc Clubman 1000 & MRO Retro 1000 & Rookie 1000

QUALIFYING - SECTOR ANALYSIS



SECTOR 1 = FL to I1, SECTOR 2 = I1 to FL, DIFF = Difference To Personal Best Lap, P = Crossed Finish Line in Pit Lane, D = Time Disallowed

P18 84 C		Martyn DELLOW		Suzuki GSXR1000 - Kirdford Shotblasting		
IDEAL LAP TIME : 51.252		BEST LAP TIME : 51.252		DIFFERENCE : 0.000		
LAP	SECTOR 1	SECTOR 2	LAP TIME	MPH	DIFF	TIME OF DAY
1 -	OUTLAP	20.805	56.191	77.38	4.939	10:20:05.734
2 -	30.858	20.590	51.448 (2)	84.52	0.196	10:20:57.182
3 -	30.978	21.295	52.273 (3)	83.19	1.021	10:21:49.455
4 -	32.063	21.136	53.199	81.74	1.947	10:22:42.654
5 -	31.090	21.298	52.388	83.00	1.136	10:23:35.042
6 -	30.711	20.541	51.252 (1)	84.84		10:24:26.294
7 -	31.275	21.194	52.469	82.87	1.217	10:25:18.763

P19 152		Barry MANTELL		Kawaskai ZX10R - Swedish car connection		
IDEAL LAP TIME :		BEST LAP TIME : 51.567		DIFFERENCE :		
LAP	SECTOR 1	SECTOR 2	LAP TIME	MPH	DIFF	TIME OF DAY
1 -			54.978	79.09	3.411	10:21:40.879
2 -			53.216	81.71	1.649	10:22:34.095
3 -			52.234 (2)	83.25	0.667	10:23:26.329
4 -			52.928	82.16	1.361	10:24:19.257
5 -			54.184	80.25	2.617	10:25:13.441
6 -			52.304 (3)	83.14	0.737	10:26:05.746
7 -			51.567 (1)	84.32		10:26:57.313
8 -			52.491	82.84	0.924	10:27:49.804
9 -			52.903	82.19	1.336	10:28:42.707

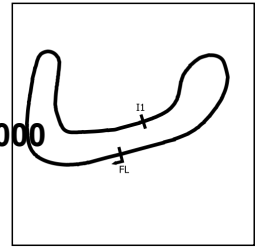
P20 13 Ret_C		Daniel MERCER		Honda CBR1000RR - Merc&Co Racing, Apex2Apex promotions.		
IDEAL LAP TIME : 51.545		BEST LAP TIME : 51.626		DIFFERENCE : 0.081		
LAP	SECTOR 1	SECTOR 2	LAP TIME	MPH	DIFF	TIME OF DAY
1 -	OUTLAP	22.382	1:00.518	71.85	8.892	10:19:56.514
2 -	33.400	21.845	55.245	78.71	3.619	10:20:51.759
3 -	32.230	21.481	53.711	80.96	2.085	10:21:45.470
4 -	31.905	21.986	53.891	80.69	2.265	10:22:39.361
5 -	31.916	20.967	52.883	82.23	1.257	10:23:32.244
6 -	31.082	20.979	52.061	83.52	0.435	10:24:24.305
7 -	31.112	20.807	51.919 (3)	83.75	0.293	10:25:16.224
8 -	30.854	20.772	51.626 (1)	84.23		10:26:07.850
9 -	31.352	21.231	52.583	82.69	0.957	10:27:00.433
10 -	31.229	20.748	51.977	83.66	0.351	10:27:52.410
11 -	31.023	20.691	51.714 (2)	84.08	0.088	10:28:44.124

P21 46 C		Simon GATES		Yamaha YZF R1 - T.A Roden LTD / Canine Plus Hydro		
IDEAL LAP TIME : 51.550		BEST LAP TIME : 51.696		DIFFERENCE : 0.146		
LAP	SECTOR 1	SECTOR 2	LAP TIME	MPH	DIFF	TIME OF DAY
1 -	32.263	21.338	53.601	81.12	1.905	10:19:28.755
2 -	32.438	21.627	54.065	80.43	2.369	10:20:22.820
3 -	31.879	20.798	52.677	82.55	0.981	10:21:15.497
4 -	31.353	21.406	52.759	82.42	1.063	10:22:08.256
5 -	31.415	20.790	52.205 (3)	83.29	0.509	10:23:00.461
6 -	31.749	20.750	52.499	82.83	0.803	10:23:52.960
7 -	31.205	21.418	52.623	82.63	0.927	10:24:45.583
8 -	31.094	20.602	51.696 (1)	84.11		10:25:37.279
9 -	31.731	20.546	52.277	83.18	0.581	10:26:29.556
10 -	31.276	20.456	51.732 (2)	84.06	0.036	10:27:21.288

BMCRC - MRO Championships 2024 - Rnd 7 @ Brands Hatch Indy

Reactive Parts MRO Powerbikes inc Clubman 1000 & MRO Retro 1000 & Rookie 1000

QUALIFYING - SECTOR ANALYSIS



SECTOR 1 = FL to I1, SECTOR 2 = I1 to FL, DIFF = Difference To Personal Best Lap, P = Crossed Finish Line in Pit Lane, D = Time Disallowed

P22 123 C James VINCER			Suzuki GSXR R - John Butcher Bros			
IDEAL LAP TIME : 51.716		BEST LAP TIME : 51.770		DIFFERENCE : 0.054		
LAP	SECTOR 1	SECTOR 2	LAP TIME	MPH	DIFF	TIME OF DAY
1 -	33.337	21.234	54.571	79.68	2.801	10:19:30.510
2 -	32.098	21.423	53.521	81.25	1.751	10:20:24.031
3 -	31.855	20.753	52.608	82.66	0.838	10:21:16.639
4 -	31.844	20.681	52.525	82.79	0.755	10:22:09.164
5 -	31.168	20.602	51.770 (1)	83.99		10:23:00.934
6 -	31.686	20.548	52.234 (2)	83.25	0.464	10:23:53.168
7 -	31.376	21.552	52.928	82.16	1.158	10:24:46.096
8 -	31.692	20.710	52.402 (3)	82.98	0.632	10:25:38.498
9 -	31.696	20.951	52.647	82.59	0.877	10:26:31.145
10 -	32.013	20.616	52.629	82.62	0.859	10:27:23.774
11 -	33.018	21.261	54.279	80.11	2.509	10:28:18.053

P23 23 C Jason PAES			Aprilia RSV4 - J&R Electrical Ltd			
IDEAL LAP TIME : 51.930		BEST LAP TIME : 51.989		DIFFERENCE : 0.059		
LAP	SECTOR 1	SECTOR 2	LAP TIME	MPH	DIFF	TIME OF DAY
1 -	OUTLAP	21.507	58.112	74.83	6.123	10:19:53.253
2 -	32.251	20.903	53.154 (3)	81.81	1.165	10:20:46.407
3 -	32.503	21.053	53.556	81.19	1.567	10:21:39.963
4 -	31.330	20.659	51.989 (1)	83.64		10:22:31.952
5 -	31.403	20.600	52.003 (2)	83.62	0.014	10:23:23.955

P24 333 Andrew HOUGHTON			BMW S1000RR - Techoir			
IDEAL LAP TIME : 52.352		BEST LAP TIME : 52.352		DIFFERENCE : 0.000		
LAP	SECTOR 1	SECTOR 2	LAP TIME	MPH	DIFF	TIME OF DAY
1 -	OUTLAP	21.974	58.032	74.93	5.680	10:19:06.892
2 -	32.382	21.330	53.712	80.96	1.360	10:20:00.604
3 -	32.083	21.308	53.391	81.44	1.039	10:20:53.995
4 -	34.222	22.132	56.354	77.16	4.002	10:21:50.349
5 -	33.053	21.698	54.751	79.42	2.399	10:22:45.100
6 -	32.374	21.449	53.823	80.79	1.471	10:23:38.923
7 -	33.121	21.659	54.780	79.38	2.428	10:24:33.703
8 -	31.884	21.184	53.068 (3)	81.94	0.716	10:25:26.771
9 -	31.823	21.015	52.838 (2)	82.30	0.486	10:26:19.609
10 -	31.414	20.938	52.352 (1)	83.06		10:27:11.961

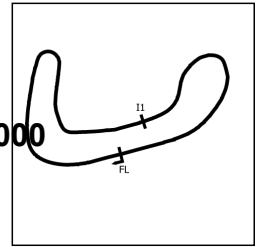
P25 14 1000 Alex YIANNI			BMW S1000 RR - Airpack 2000 Racing/Almig Compressors			
IDEAL LAP TIME : 52.778		BEST LAP TIME : 52.796		DIFFERENCE : 0.018		
LAP	SECTOR 1	SECTOR 2	LAP TIME	MPH	DIFF	TIME OF DAY
1 -	36.638	22.682	59.320	73.30	6.524	10:19:42.290
2 -	34.304	21.511	55.815	77.91	3.019	10:20:38.105
3 -	33.258	21.087	54.345	80.01	1.549	10:21:32.450
4 -	33.136	21.186	54.322	80.05	1.526	10:22:26.772
5 -	32.406	20.742	53.148	81.82	0.352	10:23:19.920
6 -	32.121	20.850	52.971 (3)	82.09	0.175	10:24:12.891
7 -	32.354	20.821	53.175	81.77	0.379	10:25:06.066
8 -	32.139	20.657	52.796 (1)	82.36		10:25:58.862
9 -	32.125	20.671	52.796 (1)	82.36		10:26:51.658

P26 17 Ret_C Jordan KILLWORTH			Yamaha R1 4C8 - Greenplant/BK/Rabbit			
IDEAL LAP TIME : 52.301		BEST LAP TIME : 52.817		DIFFERENCE : 0.516		
LAP	SECTOR 1	SECTOR 2	LAP TIME	MPH	DIFF	TIME OF DAY
1 -	OUTLAP	21.262	59.665	72.88	6.848	10:20:30.224
2 -	32.537	20.978	53.515 (3)	81.25	0.698	10:21:23.739
3 -	32.329	20.809	53.138 (2)	81.83	0.321	10:22:16.877
4 -	31.590	21.227	52.817 (1)	82.33		10:23:09.694

BMCRC - MRO Championships 2024 - Rnd 7 @ Brands Hatch Indy

Reactive Parts MRO Powerbikes inc Clubman 1000 & MRO Retro 1000 & Rookie 1000

QUALIFYING - SECTOR ANALYSIS



SECTOR 1 = FL to I1, SECTOR 2 = I1 to FL, DIFF = Difference To Personal Best Lap, P = Crossed Finish Line in Pit Lane, D = Time Disallowed

P27 34		Richard HEWITT		BMW S1000RR - Ducking Quack Racing			
IDEAL LAP TIME : 53.217		BEST LAP TIME : 53.467		DIFFERENCE : 0.250			
LAP	SECTOR 1	SECTOR 2	LAP TIME	MPH	DIFF	TIME OF DAY	
1 -	34.399	21.773	56.172	77.41	2.705	10:19:33.457	
2 -	32.869	21.448	54.317	80.05	0.850	10:20:27.774	
3 -	32.961	21.560	54.521	79.76	1.054	10:21:22.295	
4 -	35.549	20.986	56.535	76.91	3.068	10:22:18.830	
5 -	32.413	21.076	53.489 (2)	81.29	0.022	10:23:12.319	
6 -	32.575	20.987	53.562 (3)	81.18	0.095	10:24:05.881	
7 -	32.721	21.488	54.209	80.21	0.742	10:25:00.090	
8 -	32.457	21.010	53.467 (1)	81.33		10:25:53.557	
9 -	32.231	21.624	53.855	80.74	0.388	10:26:47.412	
10 -	32.837	21.425	54.262	80.14	0.795	10:27:41.674	

P28 40 Ret_C		Malcolm BATE		Suzuki GSXR1000 - Hartjay			
IDEAL LAP TIME : 53.667		BEST LAP TIME : 54.131		DIFFERENCE : 0.464			
LAP	SECTOR 1	SECTOR 2	LAP TIME	MPH	DIFF	TIME OF DAY	
1 -	OUTLAP	22.373	1:00.224	72.20	6.093	10:20:52.426	
2 -	33.181	23.622	56.803	76.55	2.672	10:21:49.229	
3 -	32.941	21.789	54.730	79.45	0.599	10:22:43.959	
4 -	33.055	21.689	54.744	79.43	0.613	10:23:38.703	
5 -	34.563	22.332	56.895	76.43	2.764	10:24:35.598	
6 -	32.864	21.315	54.179 (2)	80.26	0.048	10:25:29.777	
7 -	32.865	21.317	54.182 (3)	80.25	0.051	10:26:23.959	
8 -	32.352	21.779	54.131 (1)	80.33		10:27:18.090	
9 -	32.972	22.003	54.975	79.10	0.844	10:28:13.065	

P29 274 C		Stewart LATIMER		Suzuki GSXR1000 RR - Fat Bloke Racing RR			
IDEAL LAP TIME : 54.744		BEST LAP TIME : 54.797		DIFFERENCE : 0.053			
LAP	SECTOR 1	SECTOR 2	LAP TIME	MPH	DIFF	TIME OF DAY	
1 -	OUTLAP	23.854	1:07.226	64.68	12.429	10:20:24.758	
2 -	33.325	21.739	55.064 (3)	78.97	0.267	10:21:19.822	
3 -	33.200	21.669	54.869 (2)	79.25	0.072	10:22:14.691	
4 -	33.201	21.994	55.195	78.78	0.398	10:23:09.886	
5 -	33.075	21.722	54.797 (1)	79.35		10:24:04.683	

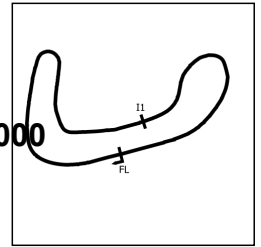
P30 66		Stephen HARVEY		Kawasaki ZX10 -			
IDEAL LAP TIME : 54.932		BEST LAP TIME : 54.932		DIFFERENCE : 0.000			
LAP	SECTOR 1	SECTOR 2	LAP TIME	MPH	DIFF	TIME OF DAY	
1 -	35.814	22.533	58.347	74.53	3.415	10:19:37.123	
2 -	33.912	22.612	56.524	76.93	1.592	10:20:33.647	
3 -	34.405	22.562	56.967	76.33	2.035	10:21:30.614	
4 -	33.907	22.430	56.337	77.18	1.405	10:22:26.951	
5 -	34.037	22.157	56.194	77.38	1.262	10:23:23.145	
6 -	33.310	22.069	55.379 (2)	78.52	0.447	10:24:18.524	
7 -	33.139	21.793	54.932 (1)	79.16		10:25:13.456	
8 -	33.696	22.349	56.045	77.59	1.113	10:26:09.501	
9 -	33.891	22.548	56.439	77.04	1.507	10:27:05.940	
10 -	33.733	21.950	55.683	78.09	0.751	10:28:01.623	
11 -	33.609	21.876	55.485 (3)	78.37	0.553	10:28:57.108	

P31 666 1000		Nathan THOMPSON		Bmw S1000RR - Flirtz lap dancing club			
IDEAL LAP TIME : 56.311		BEST LAP TIME : 56.311		DIFFERENCE : 0.000			
LAP	SECTOR 1	SECTOR 2	LAP TIME	MPH	DIFF	TIME OF DAY	
1 -	OUTLAP	24.864	1:08.684	63.31	12.373	10:21:49.462	
2 -	37.332	24.825	1:02.157 (3)	69.96	5.846	10:22:51.619	
3 -	34.948	23.284	58.232 (2)	74.67	1.921	10:23:49.851	
4 -	33.841	22.470	56.311 (1)	77.22		10:24:46.162	

BMCRC - MRO Championships 2024 - Rnd 7 @ Brands Hatch Indy

Reactive Parts MRO Powerbikes inc Clubman 1000 & MRO Retro 1000 & Rookie 1000

QUALIFYING - SECTOR ANALYSIS



SECTOR 1 = FL to I1, SECTOR 2 = I1 to FL, DIFF = Difference To Personal Best Lap, P = Crossed Finish Line in Pit Lane, D = Time Disallowed

P32 29 1000 Luke MORGAN			Suzuki GSXR 750 -			
IDEAL LAP TIME : 57.857		BEST LAP TIME : 57.857		DIFFERENCE : 0.000		
LAP	SECTOR 1	SECTOR 2	LAP TIME	MPH	DIFF	TIME OF DAY
1 -	37.729	24.000	1:01.729	70.44	3.872	10:19:42.431
2 -	36.469	23.482	59.951	72.53	2.094	10:20:42.382
3 -	35.207	23.391	58.598 (3)	74.21	0.741	10:21:40.980
4 -	34.886	22.971	57.857 (1)	75.16		10:22:38.837
5 -	35.131	23.568	58.699	74.08	0.842	10:23:37.536
6 -	35.509	23.721	59.230	73.41	1.373	10:24:36.766
7 -	35.396	23.266	58.662	74.12	0.805	10:25:35.428
8 -	34.976	23.261	58.237 (2)	74.67	0.380	10:26:33.665
9 -	35.264	23.446	58.710	74.06	0.853	10:27:32.375

BMCRC - MRO Championships 2024 - Rnd 7 @ Brands Hatch Indy

Reactive Parts MRO Powerbikes inc Clubman 1000 & MRO Retro 1000 & Rookie 1000

QUALIFYING - BEST SECTORS

SECTOR 1			SECTOR 2			IDEAL / BEST COMPARISON						
POS	NO	NAME	TIME	NO	NAME	TIME	POS	NO	NAME	IDEAL	BEST	DIFF
									PERFECT LAP	47.895		
1	5	SMITH	28.687	26	WAINWRIGHT	19.208	1	5	SMITH	47.903	48.080	0.177
2	26	WAINWRIGHT	29.080	5	SMITH	19.216	2	26	WAINWRIGHT	48.288	48.288	0.000
3	65	BAKER	29.376	7	BENSTED	19.538	3	88	HALLIDAY	49.096	49.096	0.000
4	88	HALLIDAY	29.452	87	CHAMBERLAIN	19.584	4	65	BAKER	49.138	49.138	0.000
5	83	SIGGS	29.593	88	HALLIDAY	19.644	5	7	BENSTED	49.216	49.246	0.030
6	7	BENSTED	29.678	9	WETHERELL	19.757	6	87	CHAMBERLAIN	49.381	49.381	0.000
7	47	WHITE	29.695	65	BAKER	19.762	7	83	SIGGS	49.435	49.480	0.045
8	173	DRAPER	29.765	48	COLLINS	19.801	8	47	WHITE	49.534	49.562	0.028
9	188	KRAWIECKI	29.779	173	DRAPER	19.820	9	9	WETHERELL	49.559	49.754	0.195
10	87	CHAMBERLAIN	29.797	47	WHITE	19.839	10	173	DRAPER	49.585	49.585	0.000
11	9	WETHERELL	29.802	83	SIGGS	19.842	11	85	WOOD	49.697	50.108	0.411
12	85	WOOD	29.833	85	WOOD	19.864	12	48	COLLINS	49.766	49.780	0.014
13	48	COLLINS	29.965	78	THOMAS	20.019	13	188	KRAWIECKI	49.848	49.910	0.062
14	80	CREASEY	29.970	80	CREASEY	20.068	14	80	CREASEY	50.038	50.038	0.000
15	78	THOMAS	30.134	188	KRAWIECKI	20.069	15	78	THOMAS	50.153	50.153	0.000
16	85	WOOD	30.246	85	WOOD	20.319	16	85	WOOD	50.565	50.676	0.111
17	19	DONOVAN	30.399	46	GATES	20.456	17	19	DONOVAN	50.933	51.025	0.092
18	84	DELLOW	30.711	19	DONOVAN	20.534	18	84	DELLOW	51.252	51.252	0.000
19	13	MERCER	30.854	84	DELLOW	20.541	19	13	MERCER	51.545	51.626	0.081
20	46	GATES	31.094	123	VINCER	20.548	20	46	GATES	51.550	51.696	0.146
21	123	VINCER	31.168	23	PAES	20.600	21	123	VINCER	51.716	51.770	0.054
22	23	PAES	31.330	14	YIANNI	20.657	22	23	PAES	51.930	51.989	0.059
23	333	HOUGHTON	31.414	13	MERCER	20.691	23	17	KILLWORTH	52.301	52.817	0.516
24	17	KILLWORTH	31.492	17	KILLWORTH	20.809	24	333	HOUGHTON	52.352	52.352	0.000
25	14	YIANNI	32.121	333	HOUGHTON	20.938	25	14	YIANNI	52.778	52.796	0.018
26	34	HEWITT	32.231	34	HEWITT	20.986	26	34	HEWITT	53.217	53.467	0.250
27	40	BATE	32.352	40	BATE	21.315	27	40	BATE	53.667	54.131	0.464
28	274	LATIMER	33.075	274	LATIMER	21.669	28	274	LATIMER	54.744	54.797	0.053
29	66	HARVEY	33.139	66	HARVEY	21.793	29	66	HARVEY	54.932	54.932	0.000
30	666	THOMPSON	33.841	666	THOMPSON	22.470	30	666	THOMPSON	56.311	56.311	0.000
31	29	MORGAN	34.886	29	MORGAN	22.971	31	29	MORGAN	57.857	57.857	0.000
32							32	152	MANTELL		51.567	

BMCRC - MRO Championships 2024 - Rnd 7 @ Brands Hatch Indy

Reactive Parts MRO Powerbikes inc Clubman 1000 & MRO Retro 1000 & Rookie 1000

QUALIFYING - STATISTICS

Competitors Started 32
Planned Start 2024-09-21 @ 10:30:00.000
Actual Start 2024-09-21 @ 10:18:02.075
Finish Time 2024-09-21 @ 10:28:04.705
Track Length 1.2079mi.
Total Laps 281
Total Distance Covered 339.4327mi.

Session Fastest Lap History

NO	CL	NAME	LAP TIME	TIME OF DAY	LAP	VEHICLE
65		Peter BAKER	51.218	10:19:19.729	1	Kawasaki ZX10R
65		Peter BAKER	49.789	10:20:09.518	2	Kawasaki ZX10R
65		Peter BAKER	49.479	10:20:58.997	3	Kawasaki ZX10R
26		Josh WAINWRIGHT	49.477	10:21:46.214	3	Honda CBR1000
87	1000	Dan CHAMBERLAIN	49.381	10:21:52.292	4	Suzuki GSXR 750
5	Ret_N	Kieran SMITH	49.302	10:22:41.727	3	Suzuki GSXR 1000 K1
65		Peter BAKER	49.138	10:23:27.916	6	Kawasaki ZX10R
5	Ret_N	Kieran SMITH	48.215	10:24:19.773	5	Suzuki GSXR 1000 K1
5	Ret_N	Kieran SMITH	48.112	10:25:56.803	7	Suzuki GSXR 1000 K1
5	Ret_N	Kieran SMITH	48.080	10:26:44.883	8	Suzuki GSXR 1000 K1

Flag History

TYPE	TIME OF DAY
GREEN	10:18:02.075
FINISH	10:28:04.705

Flag Statistics

TYPE	COUNT	TOTAL LAPS	TOTAL TIME
Green	1	12	11:00.453
Red	0	0	0.000
Safety Car	0	0	0.000
FCY	0	0	0.000

BMCRC - MRO Championships 2024 - Rnd 7 @ Brands Hatch Indy

Reactive Parts MRO Powerbikes inc Clubman 1000 & MRO Retro 1000 & Rookie 1000

QUALIFYING - STATISTICS

CLASS :

13 Starters

Fastest Lap History

NO	NAME	LAP TIME	TIME OF DAY	LAP	VEHICLE
65	Peter BAKER	51.218	10:19:19.729	1	Kawasaki ZX10R
65	Peter BAKER	49.789	10:20:09.518	2	Kawasaki ZX10R
65	Peter BAKER	49.479	10:20:58.997	3	Kawasaki ZX10R
26	Josh WAINWRIGHT	49.477	10:21:46.214	3	Honda CBR1000
65	Peter BAKER	49.138	10:23:27.916	6	Kawasaki ZX10R
26	Josh WAINWRIGHT	48.288	10:25:20.159	7	Honda CBR1000

BMCRC - MRO Championships 2024 - Rnd 7 @ Brands Hatch Indy

Reactive Parts MRO Powerbikes inc Clubman 1000 & MRO Retro 1000 & Rookie 1000

QUALIFYING - STATISTICS

CLASS : C

8 Starters

Fastest Lap History

NO	NAME	LAP TIME	TIME OF DAY	LAP	VEHICLE
48	Aaron COLLINS	54.146	10:19:26.543	1	BMW S1000RR
46	Simon GATES	53.601	10:19:28.755	1	Yamaha YZF R1
48	Aaron COLLINS	51.886	10:20:18.429	2	BMW S1000RR
84	Martyn DELLOW	51.448	10:20:57.182	2	Suzuki GSXR1000
48	Aaron COLLINS	50.771	10:21:09.200	3	BMW S1000RR
48	Aaron COLLINS	50.536	10:21:59.736	4	BMW S1000RR
48	Aaron COLLINS	50.520	10:22:50.256	5	BMW S1000RR
48	Aaron COLLINS	50.508	10:23:40.764	6	BMW S1000RR
80	Morgan CREASEY	50.038	10:23:57.697	4	Honda FIREBLADE
48	Aaron COLLINS	49.780	10:28:03.256	11	BMW S1000RR

BMCRC - MRO Championships 2024 - Rnd 7 @ Brands Hatch Indy

Reactive Parts MRO Powerbikes inc Clubman 1000 & MRO Retro 1000 & Rookie 1000

QUALIFYING - STATISTICS

CLASS : Ret_C

5 Starters

Fastest Lap History

NO	NAME	LAP TIME	TIME OF DAY	LAP	VEHICLE
13	Daniel MERCER	55.245	10:20:51.759	2	Honda CBR1000RR
17	Jordan KILLWORTH	53.515	10:21:23.739	2	Yamaha R1 4C8
17	Jordan KILLWORTH	53.138	10:22:16.877	3	Yamaha R1 4C8
78	Jamie THOMAS	51.863	10:22:51.711	2	Suzuki GSXR 1000
78	Jamie THOMAS	50.771	10:23:42.482	3	Suzuki GSXR 1000
78	Jamie THOMAS	50.255	10:25:24.146	5	Suzuki GSXR 1000
78	Jamie THOMAS	50.153	10:26:14.299	6	Suzuki GSXR 1000

BMCRC - MRO Championships 2024 - Rnd 7 @ Brands Hatch Indy

Reactive Parts MRO Powerbikes inc Clubman 1000 & MRO Retro 1000 & Rookie 1000

QUALIFYING - STATISTICS

CLASS : Ret_N

1 Starters

Fastest Lap History

NO	NAME	LAP TIME	TIME OF DAY	LAP	VEHICLE
5	Kieran SMITH	49.404	10:21:52.425	2	Suzuki GSXR 1000 K1
5	Kieran SMITH	49.302	10:22:41.727	3	Suzuki GSXR 1000 K1
5	Kieran SMITH	48.215	10:24:19.773	5	Suzuki GSXR 1000 K1
5	Kieran SMITH	48.112	10:25:56.803	7	Suzuki GSXR 1000 K1
5	Kieran SMITH	48.080	10:26:44.883	8	Suzuki GSXR 1000 K1

BMCRC - MRO Championships 2024 - Rnd 7 @ Brands Hatch Indy

Reactive Parts MRO Powerbikes inc Clubman 1000 & MRO Retro 1000 & Rookie 1000

QUALIFYING - STATISTICS

CLASS : 1000

5 Starters

Fastest Lap History

NO	NAME	LAP TIME	TIME OF DAY	LAP	VEHICLE
87	Dan CHAMBERLAIN	52.540	10:19:21.816	1	Suzuki GSXR 750
87	Dan CHAMBERLAIN	50.865	10:20:12.681	2	Suzuki GSXR 750
87	Dan CHAMBERLAIN	50.230	10:21:02.911	3	Suzuki GSXR 750
87	Dan CHAMBERLAIN	49.381	10:21:52.292	4	Suzuki GSXR 750

BMCRC - MRO Championships 2024 - Rnd 7 @ Brands Hatch Indy

L&W/BMCRC Rookie 600 & Rookie 1000

RACE 3 - GRID (9 Laps)



ROW 8			22	916	Adam FREWIN	55.960							
ROW 7	21	379	Jack CROWLEY-MASON	55.203	20	888	Kirt ELLIOTT	54.156	19	153	Aaron HICKMOTT	53.374	
ROW 6	18	60	Dean NEAL	53.372	17	122	James EGGINTON	53.047	16	13	Matthew BENTON	52.734	
ROW 5		15	40	James LORD	52.184	14	138	Paul COOMBS	52.014	13	178	Paul BLOOMFIELD	51.561
ROW 4													
ROW 3													
ROW 2	6	95	Jack DRISCOLL		5	29	Luke MORGAN	57.857	4	666	Nathan THOMPSON	56.311	
ROW 1		3	14	Alex YIANNI	52.796	2	85	Ben WOOD	50.108	1	87	Dan CHAMBERLAIN	49.381
												Pole	

These results are provisional until the conclusion of any judicial and technical matters.

Brands Hatch Indy: 1.2079 miles

Clerk Of Course:	Stewards:	Timekeeper: Richard Evans	
------------------	-----------	---------------------------	--

Results can be found at www.tsl-timing.com

Printed - 10:39 Saturday, 21 September 2024



BMCRC - MRO Championships 2024 - Rnd 7 @ Brands Hatch Indy

L&W/BMCRC Rookie 600 & Rookie 1000

RACE 3 - CLASSIFICATION

Race Distance: 9 Laps / 10.87 miles



POS	NO	CL	PIC	NAME	ENTRY	LAPS	TIME	GAP	DIFF	MPH	BEST	ON	GRD	↑↓
1	85	1000	1	Ben WOOD	Yamaha R1 -	9	7:32.456			86.49	49.148	6	2	1
2	14	1000	2	Alex YIANNI	BMW S1000 RR - Airpack 2000 Racing/Almig Compressors	9	7:58.720	26.264	26.264	81.75	52.318	3	3	1
3	178	600	1	Paul BLOOMFIELD	Yamaha R6 -	9	8:07.777	35.321	9.057	80.23	51.209	7	7	4
4	40	600	2	James LORD	Triumph Street Triple -	9	8:10.385	37.929	2.608	79.80	51.540	4	9	5
5	138	600	3	Paul COOMBS	Triumph 675R Daytona -	9	8:10.427	37.971	0.042	79.80	51.216	4	8	3
6	60	600	4	Dean NEAL	Kawasaki ZX6R 636 - Acute Civil Engineering Ltd	9	8:19.454	46.998	9.027	78.36	52.244	5	12	6
7	13	600	5	Matthew BENTON	Honda CBR600RR -	9	8:19.693	47.237	0.239	78.32	52.107	5	10	3
8	122	600	6	James EGGINTON	Kawasaki ZX6R - Advance Computer Services - www.ACS.c	9	8:21.816	49.360	2.123	77.99	52.527	2	11	3
9	153	600	7	Aaron HICKMOTT	Kawasaki ZX6R - Me, Myself & I	9	8:22.040	49.584	0.224	77.95	52.127	6	13	4
10	666	1000	3	Nathan THOMPSON	Bmw S1000RR - Flirtz lap dancing club	8	7:33.235	1 Lap	1 Lap	76.75	55.325	7	4	-6
11	888	600	8	Kirt ELLIOTT	Yamaha R6 -	8	7:35.574	1 Lap	2.339	76.36	53.614	2	14	3
12	379	600	9	Jack CROWLEY-MASON	Triumph DAYTONA 675 R -	8	7:48.612	1 Lap	13.038	74.23	54.929	2	15	3
13	29	1000	4	Luke MORGAN	Suzuki GSXR 750 -	8	7:55.621	1 Lap	7.009	73.14	57.869	5	5	-8

NOT CLASSIFIED

DNF	87	1000		Dan CHAMBERLAIN	Suzuki GSXR 750 -	8	6:42.427	1 Lap		86.44	49.172	8	1	
DNF	916	600		Adam FREWIN	Yamaha R6 - Daniel Parker Motorsport mindset coach	5	4:59.921	4 Laps	3 Laps	72.49	54.489	2	16	

FASTEST LAP

85	1000	Ben WOOD	Yamaha R1 -	6	49.148	88.47 mph	142.39 kph
178	600	Paul BLOOMFIELD	Yamaha R6 -	7	51.209	84.91 mph	136.66 kph

Comments:

Class 1000 - 92.5% of Race Speed = 80.00 mph

Class 600 - 92.5% of Race Speed = 74.21 mph

Weather / Track : Bright / Dry

These results are provisional until the conclusion of any judicial and technical matters.

Date: 21/09/2024 Start: 11:53 Finish: 12:01

Brands Hatch Indy: 1.2079 miles

Clerk Of Course:	Stewards:	Timekeeper: Richard Evans	
------------------	-----------	---------------------------	--

Results can be found at www.tsl-timing.com

Printed - 12:10 Saturday, 21 September 2024



BMCRC - MRO Championships 2024 - Rnd 7 @ Brands Hatch Indy

L&W/BMCRC Rookie 600 & Rookie 1000

RACE 3 - LAP CHART

LAP 1 @ 11:54:52.455

NO	BEHIND	LAP TIME
87		54.635
85	0.171	54.806
14	3.127	57.762
666	7.928	1:02.563
29	10.445	1:05.080
178	20.153	1:14.788
40	20.379	1:15.014
138	21.315	1:15.950
122	22.774	1:17.409
888	22.930	1:17.565
13	22.982	1:17.617
153	23.305	1:17.940
60	23.336	1:17.971
379	25.128	1:19.763
916	26.094	1:20.729

LAP 2 @ 11:55:42.461

NO	BEHIND	LAP TIME
87		50.006
85	0.017	49.852
14	5.449	52.328
666	14.366	56.444
29	19.009	58.570
178	21.551	51.404
40	22.258	51.885
138	23.253	51.944
122	25.295	52.527
888	26.538	53.614
13	26.660	53.684
60	26.749	53.419
153	27.292	53.993
379	30.051	54.929
916	30.577	54.489

LAP 3 @ 11:56:32.024

NO	BEHIND	LAP TIME
85		49.546
87	0.033	49.596
14	8.204	52.318
666	21.034	56.231
178	23.677	51.689
40	25.348	52.653
138	26.355	52.665
29	28.339	58.893
122	28.445	52.713
60	29.631	52.445
13	30.344	53.247
888	31.438	54.463
153	31.714	53.985
379	35.554	55.066
916	35.829	54.815

LAP 4 @ 11:57:21.818

NO	BEHIND	LAP TIME
87		49.761
85	0.161	49.955
14	11.046	52.636
178	26.163	52.280
666	26.846	55.606
40	27.094	51.540
138	27.777	51.216

122	31.728	53.077
60	32.447	52.610
13	33.410	52.860
153	34.253	52.333
888	35.899	54.255
29	37.877	59.332
916	40.871	54.836
379	41.476	55.716

LAP 5 @ 11:58:11.394

NO	BEHIND	LAP TIME
87		49.576
85	0.093	49.508
14	14.227	52.757
178	28.001	51.414
40	29.542	52.024
138	30.241	52.040
666	32.963	55.693
122	35.011	52.859
60	35.115	52.244
13	35.941	52.107
153	36.983	52.306
888	40.366	54.043
29	46.170	57.869
916	46.347	55.052
379	47.101	55.201

LAP 6 @ 11:59:00.605

NO	BEHIND	LAP TIME
87		49.211
85	0.030	49.148
14	17.705	52.689
178	30.358	51.568
40	32.122	51.791
138	32.347	51.317
60	38.687	52.783
122	39.399	53.599
13	39.455	52.725
666	39.600	55.848
153	39.899	52.127
888	45.130	53.975

LAP 7 @ 11:59:50.541

NO	BEHIND	LAP TIME
85		49.906
87	0.534	50.470
379	1 Lap	56.264
29	1 Lap	59.063
14	20.564	52.795
178	31.631	51.209
40	33.907	51.721
138	34.007	51.596
60	41.700	52.949
13	42.056	52.537
122	42.939	53.476
153	44.817	54.854
666	44.989	55.325
888	49.044	53.850

LAP 8 @ 12:00:39.777

NO	BEHIND	LAP TIME
85		49.236
87	0.470	49.172

379	1 Lap	55.425
29	1 Lap	58.222
14	24.020	52.692
178	33.617	51.222
40	36.663	51.992
138	36.735	51.964
60	45.054	52.590
13	45.241	52.421
122	46.586	52.883
153	47.859	52.278

LAP 9 @ 12:01:30.276

NO	BEHIND	LAP TIME
85		50.499
666	1 Lap	55.525
888	1 Lap	53.809
379	1 Lap	56.248
29	1 Lap	58.592
14	26.264	52.743
178	35.321	52.203
40	37.929	51.765
138	37.971	51.735
60	46.998	52.443
13	47.237	52.495
122	49.360	53.273
153	49.584	52.224

BMCRC - MRO Championships 2024 - Rnd 7 @ Brands Hatch Indy

L&W/BMCRC Rookie 600 & Rookie 1000

RACE 3 - POSITION CHART

No	Name	Lap Pos									
			1	2	3	4	5	6	7	8	9
87	CHAMBERLAIN	1	87	87	85	87	87	87	85	85	85
85	WOOD	2	85	85	87	85	85	85	87	87	14
14	YIANNI	3	14	14	14	14	14	14	14	14	178
666	THOMPSON	4	666	666	666	178	178	178	178	178	40
29	MORGAN	5	29	29	178	666	40	40	40	40	138
178	BLOOMFIELD	6	178	178	40	40	138	138	138	138	60
138	COOMBS	7	40	40	138	138	666	60	60	60	13
40	LORD	8	138	138	29	122	122	122	13	13	122
13	BENTON	9	122	122	122	60	60	13	122	122	153
122	EGGINTON	10	888	888	60	13	13	666	153	153	
60	NEAL	11	13	13	13	153	153	153	666	666	
153	HICKMOTT	12	153	60	888	888	888	888	888	888	
888	ELLIOTT	13	60	153	153	29	29	379	379	379	
379	CROWLEY-MASON	14	379	379	379	916	916	29	29	29	
916	FREWIN	15	916	916	916	379	379				

BMCRC - MRO Championships 2024 - Rnd 7 @ Brands Hatch Indy

L&W/BMCRC Rookie 600 & Rookie 1000

RACE 3 - SECTOR ANALYSIS



SECTOR 1 = FL to I1, SECTOR 2 = I1 to FL, DIFF = Difference To Personal Best Lap, P = Crossed Finish Line in Pit Lane, D = Time Disallowed

P1 85 1000 Ben WOOD			Yamaha R1 -			
IDEAL LAP TIME : 49.084		BEST LAP TIME : 49.148		DIFFERENCE : 0.064		
LAP	SECTOR 1	SECTOR 2	LAP TIME	MPH	DIFF	TIME OF DAY
1 -		20.112	54.806	79.34	5.658	11:54:52.626
2 -	30.062	19.790	49.852	87.23	0.704	11:55:42.478
3 -	30.021	19.525	49.546	87.76	0.398	11:56:32.024
4 -	30.233	19.722	49.955	87.05	0.807	11:57:21.979
5 -	29.602	19.906	49.508 (3)	87.83	0.360	11:58:11.487
6 -	29.631	19.517	49.148 (1)	88.47		11:59:00.635
7 -	30.151	19.755	49.906	87.13	0.758	11:59:50.541
8 -	29.567	19.669	49.236 (2)	88.32	0.088	12:00:39.777
9 -	30.019	20.480	50.499	86.11	1.351	12:01:30.276

P2 14 1000 Alex YIANNI			BMW S1000 RR - Airpack 2000 Racing/Almig Compressors			
IDEAL LAP TIME : 52.125		BEST LAP TIME : 52.318		DIFFERENCE : 0.193		
LAP	SECTOR 1	SECTOR 2	LAP TIME	MPH	DIFF	TIME OF DAY
1 -		21.052	57.762	75.28	5.444	11:54:55.582
2 -	31.782	20.546	52.328 (2)	83.10	0.010	11:55:47.910
3 -	31.770	20.548	52.318 (1)	83.11		11:56:40.228
4 -	32.027	20.609	52.636 (3)	82.61	0.318	11:57:32.864
5 -	32.041	20.716	52.757	82.42	0.439	11:58:25.621
6 -	31.579	21.110	52.689	82.53	0.371	11:59:18.310
7 -	32.098	20.697	52.795	82.36	0.477	12:00:11.105
8 -	32.057	20.635	52.692	82.52	0.374	12:01:03.797
9 -	31.802	20.941	52.743	82.44	0.425	12:01:56.540

P3 178 600 Paul BLOOMFIELD			Yamaha R6 -			
IDEAL LAP TIME : 51.125		BEST LAP TIME : 51.209		DIFFERENCE : 0.084		
LAP	SECTOR 1	SECTOR 2	LAP TIME	MPH	DIFF	TIME OF DAY
1 -		20.799	1:14.788	58.14	23.579	11:55:12.608
2 -	30.869	20.535	51.404 (3)	84.59	0.195	11:56:04.012
3 -	31.154	20.535	51.689	84.13	0.480	11:56:55.701
4 -	30.612	21.668	52.280	83.17	1.071	11:57:47.981
5 -	30.901	20.513	51.414	84.58	0.205	11:58:39.395
6 -	30.876	20.692	51.568	84.32	0.359	11:59:30.963
7 -	30.676	20.533	51.209 (1)	84.91		12:00:22.172
8 -	30.655	20.567	51.222 (2)	84.89	0.013	12:01:13.394
9 -	31.116	21.087	52.203	83.30	0.994	12:02:05.597

P4 40 600 James LORD			Triumph Street Triple -			
IDEAL LAP TIME : 51.142		BEST LAP TIME : 51.540		DIFFERENCE : 0.398		
LAP	SECTOR 1	SECTOR 2	LAP TIME	MPH	DIFF	TIME OF DAY
1 -		20.831	1:15.014	57.97	23.474	11:55:12.834
2 -	31.352	20.533	51.885	83.81	0.345	11:56:04.719
3 -	31.818	20.835	52.653	82.58	1.113	11:56:57.372
4 -	31.185	20.355	51.540 (1)	84.37		11:57:48.912
5 -	31.399	20.625	52.024	83.58	0.484	11:58:40.936
6 -	30.995	20.796	51.791	83.96	0.251	11:59:32.727
7 -	31.074	20.647	51.721 (2)	84.07	0.181	12:00:24.448
8 -	31.092	20.900	51.992	83.63	0.452	12:01:16.440
9 -	30.787	20.978	51.765 (3)	84.00	0.225	12:02:08.205

BMCRC - MRO Championships 2024 - Rnd 7 @ Brands Hatch Indy

L&W/BMCRC Rookie 600 & Rookie 1000

RACE 3 - SECTOR ANALYSIS



SECTOR 1 = FL to I1, SECTOR 2 = I1 to FL, DIFF = Difference To Personal Best Lap, P = Crossed Finish Line in Pit Lane, D = Time Disallowed

P5 138 600 Paul COOMBS		Triumph 675R Daytona -				
IDEAL LAP TIME : 51.138		BEST LAP TIME : 51.216		DIFFERENCE : 0.078		
LAP	SECTOR 1	SECTOR 2	LAP TIME	MPH	DIFF	TIME OF DAY
1 -		20.991	1:15.950	57.25	24.734	11:55:13.770
2 -	31.371	20.573	51.944	83.71	0.728	11:56:05.714
3 -	31.048	21.617	52.665	82.57	1.449	11:56:58.379
4 -	30.713	20.503	51.216 (1)	84.90		11:57:49.595
5 -	31.446	20.594	52.040	83.56	0.824	11:58:41.635
6 -	30.780	20.537	51.317 (2)	84.74	0.101	11:59:32.952
7 -	31.151	20.445	51.596 (3)	84.28	0.380	12:00:24.548
8 -	31.539	20.425	51.964	83.68	0.748	12:01:16.512
9 -	31.063	20.672	51.735	84.05	0.519	12:02:08.247

P6 60 600 Dean NEAL		Kawasaki ZX6R 636 - Acute Civil Engineering Ltd				
IDEAL LAP TIME : 52.118		BEST LAP TIME : 52.244		DIFFERENCE : 0.126		
LAP	SECTOR 1	SECTOR 2	LAP TIME	MPH	DIFF	TIME OF DAY
1 -		21.419	1:17.971	55.77	25.727	11:55:15.791
2 -	32.010	21.409	53.419	81.40	1.175	11:56:09.210
3 -	31.388	21.057	52.445 (3)	82.91	0.201	11:57:01.655
4 -	31.656	20.954	52.610	82.65	0.366	11:57:54.265
5 -	31.378	20.866	52.244 (1)	83.23		11:58:46.509
6 -	31.421	21.362	52.783	82.38	0.539	11:59:39.292
7 -	31.955	20.994	52.949	82.12	0.705	12:00:32.241
8 -	31.685	20.905	52.590	82.68	0.346	12:01:24.831
9 -	31.252	21.191	52.443 (2)	82.92	0.199	12:02:17.274

P7 13 600 Matthew BENTON		Honda CBR600RR -				
IDEAL LAP TIME : 51.913		BEST LAP TIME : 52.107		DIFFERENCE : 0.194		
LAP	SECTOR 1	SECTOR 2	LAP TIME	MPH	DIFF	TIME OF DAY
1 -		21.707	1:17.617	56.02	25.510	11:55:15.437
2 -	32.080	21.604	53.684	81.00	1.577	11:56:09.121
3 -	32.172	21.075	53.247	81.66	1.140	11:57:02.368
4 -	31.958	20.902	52.860	82.26	0.753	11:57:55.228
5 -	31.011	21.096	52.107 (1)	83.45		11:58:47.335
6 -	31.113	21.612	52.725	82.47	0.618	11:59:40.060
7 -	31.530	21.007	52.537	82.77	0.430	12:00:32.597
8 -	31.435	20.986	52.421 (2)	82.95	0.314	12:01:25.018
9 -	31.110	21.385	52.495 (3)	82.83	0.388	12:02:17.513

P8 122 600 James EGGINTON		Kawasaki ZX6R - Advance Computer Services - www.ACS.co.uk				
IDEAL LAP TIME : 52.527		BEST LAP TIME : 52.527		DIFFERENCE : 0.000		
LAP	SECTOR 1	SECTOR 2	LAP TIME	MPH	DIFF	TIME OF DAY
1 -		21.785	1:17.409	56.17	24.882	11:55:15.229
2 -	31.622	20.905	52.527 (1)	82.78		11:56:07.756
3 -	31.690	21.023	52.713 (2)	82.49	0.186	11:57:00.469
4 -	31.954	21.123	53.077	81.93	0.550	11:57:53.546
5 -	31.750	21.109	52.859 (3)	82.26	0.332	11:58:46.405
6 -	31.908	21.691	53.599	81.13	1.072	11:59:40.004
7 -	32.284	21.192	53.476	81.31	0.949	12:00:33.480
8 -	31.782	21.101	52.883	82.23	0.356	12:01:26.363
9 -	32.004	21.269	53.273	81.62	0.746	12:02:19.636

BMCRC - MRO Championships 2024 - Rnd 7 @ Brands Hatch Indy

L&W/BMCRC Rookie 600 & Rookie 1000

RACE 3 - SECTOR ANALYSIS



SECTOR 1 = FL to I1, SECTOR 2 = I1 to FL, DIFF = Difference To Personal Best Lap, P = Crossed Finish Line in Pit Lane, D = Time Disallowed

P9 153 600		Aaron HICKMOTT		Kawasaki ZX6R - Me, Myself & I		
IDEAL LAP TIME : 52.003		BEST LAP TIME : 52.127		DIFFERENCE : 0.124		
LAP	SECTOR 1	SECTOR 2	LAP TIME	MPH	DIFF	TIME OF DAY
1 -		21.614	1:17.940	55.79	25.813	11:55:15.760
2 -	32.521	21.472	53.993	80.54	1.866	11:56:09.753
3 -	32.181	21.804	53.985	80.55	1.858	11:57:03.738
4 -	31.476	20.857	52.333	83.09	0.206	11:57:56.071
5 -	31.421	20.885	52.306	83.13	0.179	11:58:48.377
6 -	31.146	20.981	52.127 (1)	83.42		11:59:40.504
7 -	32.816	22.038	54.854	79.27	2.727	12:00:35.358
8 -	31.279	20.999	52.278 (3)	83.18	0.151	12:01:27.636
9 -	31.252	20.972	52.224 (2)	83.26	0.097	12:02:19.860

P10 666 1000		Nathan THOMPSON		Bmw S1000RR - Flirtz lap dancing club		
IDEAL LAP TIME : 55.287		BEST LAP TIME : 55.325		DIFFERENCE : 0.038		
LAP	SECTOR 1	SECTOR 2	LAP TIME	MPH	DIFF	TIME OF DAY
1 -		22.717	1:02.563	69.50	7.238	11:55:00.383
2 -	33.724	22.720	56.444	77.04	1.119	11:55:56.827
3 -	33.622	22.609	56.231	77.33	0.906	11:56:53.058
4 -	33.154	22.452	55.606 (3)	78.20	0.281	11:57:48.664
5 -	33.170	22.523	55.693	78.08	0.368	11:58:44.357
6 -	32.901	22.947	55.848	77.86	0.523	11:59:40.205
7 -	32.835	22.490	55.325 (1)	78.60		12:00:35.530
8 -	32.836	22.689	55.525 (2)	78.31	0.200	12:01:31.055

P11 888 600		Kirt ELLIOTT		Yamaha R6 -		
IDEAL LAP TIME : 53.548		BEST LAP TIME : 53.614		DIFFERENCE : 0.066		
LAP	SECTOR 1	SECTOR 2	LAP TIME	MPH	DIFF	TIME OF DAY
1 -		22.060	1:17.565	56.06	23.951	11:55:15.385
2 -	31.964	21.650	53.614 (1)	81.10		11:56:08.999
3 -	32.617	21.846	54.463	79.84	0.849	11:57:03.462
4 -	32.515	21.740	54.255	80.15	0.641	11:57:57.717
5 -	32.346	21.697	54.043	80.46	0.429	11:58:51.760
6 -	32.278	21.697	53.975	80.56	0.361	11:59:45.735
7 -	32.266	21.584	53.850 (3)	80.75	0.236	12:00:39.585
8 -	31.972	21.837	53.809 (2)	80.81	0.195	12:01:33.394

P12 379 600		Jack CROWLEY-MASON		Triumph DAYTONA 675 R -		
IDEAL LAP TIME : 54.811		BEST LAP TIME : 54.929		DIFFERENCE : 0.118		
LAP	SECTOR 1	SECTOR 2	LAP TIME	MPH	DIFF	TIME OF DAY
1 -		22.004	1:19.763	54.51	24.834	11:55:17.583
2 -	33.170	21.759	54.929 (1)	79.16		11:56:12.512
3 -	33.109	21.957	55.066 (2)	78.97	0.137	11:57:07.578
4 -	33.796	21.920	55.716	78.04	0.787	11:58:03.294
5 -	33.052	22.149	55.201 (3)	78.77	0.272	11:58:58.495
6 -	34.335	21.929	56.264	77.28	1.335	11:59:54.759
7 -	33.486	21.939	55.425	78.45	0.496	12:00:50.184
8 -	33.489	22.759	56.248	77.31	1.319	12:01:46.432

P13 29 1000		Luke MORGAN		Suzuki GSXR 750 -		
IDEAL LAP TIME : 57.583		BEST LAP TIME : 57.869		DIFFERENCE : 0.286		
LAP	SECTOR 1	SECTOR 2	LAP TIME	MPH	DIFF	TIME OF DAY
1 -		23.840	1:05.080	66.81	7.211	11:55:02.900
2 -	35.223	23.347	58.570 (3)	74.24	0.701	11:56:01.470
3 -	35.196	23.697	58.893	73.83	1.024	11:57:00.363
4 -	35.738	23.594	59.332	73.29	1.463	11:57:59.695
5 -	34.936	22.933	57.869 (1)	75.14		11:58:57.564
6 -	35.266	23.797	59.063	73.62	1.194	11:59:56.627
7 -	35.092	23.130	58.222 (2)	74.69	0.353	12:00:54.849
8 -	34.650	23.942	58.592	74.21	0.723	12:01:53.441

BMCRC - MRO Championships 2024 - Rnd 7 @ Brands Hatch Indy

L&W/BMCRC Rookie 600 & Rookie 1000

RACE 3 - SECTOR ANALYSIS



SECTOR 1 = FL to I1, SECTOR 2 = I1 to FL, DIFF = Difference To Personal Best Lap, P = Crossed Finish Line in Pit Lane, D = Time Disallowed

P14 87 1000 Dan CHAMBERLAIN		Suzuki GSXR 750 -				
IDEAL LAP TIME : 49.099		BEST LAP TIME : 49.172				
		DIFFERENCE : 0.073				
LAP	SECTOR 1	SECTOR 2	LAP TIME	MPH	DIFF	TIME OF DAY
1 -		20.177	54.635	79.59	5.463	11:54:52.455
2 -	30.001	20.005	50.006	86.96	0.834	11:55:42.461
3 -	29.812	19.784	49.596	87.68	0.424	11:56:32.057
4 -	30.036	19.725	49.761	87.38	0.589	11:57:21.818
5 -	29.737	19.839	49.576 (3)	87.71	0.404	11:58:11.394
6 -	29.551	19.660	49.211 (2)	88.36	0.039	11:59:00.605
7 -	30.440	20.030	50.470	86.16	1.298	11:59:51.075
8 -	29.439	19.733	49.172 (1)	88.43		12:00:40.247

P15 916 600 Adam FREWIN		Yamaha R6 - Daniel Parker Motorsport mindset coach				
IDEAL LAP TIME : 54.474		BEST LAP TIME : 54.489				
		DIFFERENCE : 0.015				
LAP	SECTOR 1	SECTOR 2	LAP TIME	MPH	DIFF	TIME OF DAY
1 -		22.175	1:20.729	53.86	26.240	11:55:18.549
2 -	32.954	21.535	54.489 (1)	79.80		11:56:13.038
3 -	33.241	21.574	54.815 (2)	79.33	0.326	11:57:07.853
4 -	32.939	21.897	54.836 (3)	79.30	0.347	11:58:02.689
5 -	33.360	21.692	55.052	78.99	0.563	11:58:57.741

BMCRC - MRO Championships 2024 - Rnd 7 @ Brands Hatch Indy

L&W/BMCRC Rookie 600 & Rookie 1000

RACE 3 - BEST SECTORS

SECTOR 1			SECTOR 2			IDEAL / BEST COMPARISON						
POS	NO	NAME	TIME	NO	NAME	TIME	POS	NO	NAME	IDEAL	BEST	DIFF
									PERFECT LAP	48.956		
1	87	CHAMBERLAIN	29.439	85	WOOD	19.517	1	85	WOOD	49.084	49.148	0.064
2	85	WOOD	29.567	87	CHAMBERLAIN	19.660	2	87	CHAMBERLAIN	49.099	49.172	0.073
3	178	BLOOMFIELD	30.612	40	LORD	20.355	3	178	BLOOMFIELD	51.125	51.209	0.084
4	138	COOMBS	30.713	138	COOMBS	20.425	4	138	COOMBS	51.138	51.216	0.078
5	40	LORD	30.787	178	BLOOMFIELD	20.513	5	40	LORD	51.142	51.540	0.398
6	13	BENTON	31.011	14	YIANNI	20.546	6	13	BENTON	51.913	52.107	0.194
7	153	HICKMOTT	31.146	153	HICKMOTT	20.857	7	153	HICKMOTT	52.003	52.127	0.124
8	60	NEAL	31.252	60	NEAL	20.866	8	60	NEAL	52.118	52.244	0.126
9	14	YIANNI	31.579	13	BENTON	20.902	9	14	YIANNI	52.125	52.318	0.193
10	122	EGGINTON	31.622	122	EGGINTON	20.905	10	122	EGGINTON	52.527	52.527	0.000
11	888	ELLIOTT	31.964	916	FREWIN	21.535	11	888	ELLIOTT	53.548	53.614	0.066
12	666	THOMPSON	32.835	888	ELLIOTT	21.584	12	916	FREWIN	54.474	54.489	0.015
13	916	FREWIN	32.939	379	CROWLEY-MASON	21.759	13	379	CROWLEY-MASON	54.811	54.929	0.118
14	379	CROWLEY-MASON	33.052	666	THOMPSON	22.452	14	666	THOMPSON	55.287	55.325	0.038
15	29	MORGAN	34.650	29	MORGAN	22.933	15	29	MORGAN	57.583	57.869	0.286

BMCRC - MRO Championships 2024 - Rnd 7 @ Brands Hatch Indy

L&W/BMCRC Rookie 600 & Rookie 1000

RACE 3 - STATISTICS

Competitors Started	15
Planned Start	2024-09-21 @ 11:30:00.000
Actual Start	2024-09-21 @ 11:53:57.819
Finish Time	2024-09-21 @ 12:01:30.275
Track Length	1.2079mi.
Total Laps	126
Total Distance Covered	152.2011mi.

Session Fastest Lap History

NO	CL	NAME	LAP TIME	TIME OF DAY	LAP	VEHICLE
87	1000	Dan CHAMBERLAIN	50.006	11:55:42.461	2	Suzuki GSXR 750
85	1000	Ben WOOD	49.852	11:55:42.478	2	Yamaha R1
85	1000	Ben WOOD	49.546	11:56:32.024	3	Yamaha R1
85	1000	Ben WOOD	49.508	11:58:11.487	5	Yamaha R1
87	1000	Dan CHAMBERLAIN	49.211	11:59:00.605	6	Suzuki GSXR 750
85	1000	Ben WOOD	49.148	11:59:00.635	6	Yamaha R1

Session Leader History

NO	CL	NAME	FROM LAP	LAPS LED	DISTANCE	VEHICLE
87	1000	Dan CHAMBERLAIN	1	2	2.41 miles	Suzuki GSXR 750
85	1000	Ben WOOD	3	1	1.20 miles	Yamaha R1
87	1000	Dan CHAMBERLAIN	4	3	3.62 miles	Suzuki GSXR 750
85	1000	Ben WOOD	7	3	3.62 miles	Yamaha R1

Flag History

TYPE	TIME OF DAY
GREEN	11:53:57.819
FINISH	12:01:30.275

Flag Statistics

TYPE	COUNT	TOTAL LAPS	TOTAL TIME
Green	1	9	9:03.384
Red	0	0	0.000
Safety Car	0	0	0.000
FCY	0	0	0.000

BMCRC - MRO Championships 2024 - Rnd 7 @ Brands Hatch Indy

L&W/BMCRC Rookie 600 & Rookie 1000

RACE 3 - STATISTICS

CLASS : 1000

5 Starters

Fastest Lap History

NO	NAME	LAP TIME	TIME OF DAY	LAP	VEHICLE
87	Dan CHAMBERLAIN	50.006	11:55:42.461	2	Suzuki GSXR 750
85	Ben WOOD	49.852	11:55:42.478	2	Yamaha R1
85	Ben WOOD	49.546	11:56:32.024	3	Yamaha R1
85	Ben WOOD	49.508	11:58:11.487	5	Yamaha R1
87	Dan CHAMBERLAIN	49.211	11:59:00.605	6	Suzuki GSXR 750
85	Ben WOOD	49.148	11:59:00.635	6	Yamaha R1

Leader History

NO	NAME	FROM LAP	LAPS LED	DISTANCE	VEHICLE
87	Dan CHAMBERLAIN	1	2	2.41 miles	Suzuki GSXR 750
85	Ben WOOD	3	1	1.20 miles	Yamaha R1
87	Dan CHAMBERLAIN	4	3	3.62 miles	Suzuki GSXR 750
85	Ben WOOD	7	3	3.62 miles	Yamaha R1

BMCRC - MRO Championships 2024 - Rnd 7 @ Brands Hatch Indy

L&W/BMCRC Rookie 600 & Rookie 1000

RACE 3 - STATISTICS

CLASS : 600

10 Starters

Fastest Lap History

NO	NAME	LAP TIME	TIME OF DAY	LAP	VEHICLE
178	Paul BLOOMFIELD	51.404	11:56:04.012	2	Yamaha R6
138	Paul COOMBS	51.216	11:57:49.595	4	Triumph 675R Daytona
178	Paul BLOOMFIELD	51.209	12:00:22.172	7	Yamaha R6

Leader History

NO	NAME	FROM LAP	LAPS LED	DISTANCE	VEHICLE
178	Paul BLOOMFIELD	1	9	10.87 miles	Yamaha R6

BMCRC - MRO Championships 2024 - Rnd 7 @ Brands Hatch Indy

L&W/BMCRC Rookie 600 & Rookie 1000

RACE 13 - GRID (9 Laps)



ROW 8			22	379	Jack CROWLEY-MASON	54.929
ROW 7		21	916	Adam FREWIN	54.489	
			20	888	Kirt ELLIOTT	53.614
			19	122	James EGGINTON	52.527
ROW 6		18	60	Dean NEAL	52.244	
			17	153	Aaron HICKMOTT	52.127
			16	13	Matthew BENTON	52.107
ROW 5			15	40	James LORD	51.540
			14	138	Paul COOMBS	51.216
			13	178	Paul BLOOMFIELD	51.209
ROW 4						
ROW 3						
ROW 2		6	95	Jack DRISCOLL		
			5	29	Luke MORGAN	57.869
			4	666	Nathan THOMPSON	55.325
ROW 1			3	14	Alex YIANNI	52.318
			2	87	Dan CHAMBERLAIN	49.172
			1	85	Ben WOOD	49.148
						Pole

These results are provisional until the conclusion of any judicial and technical matters.

Brands Hatch Indy: 1.2079 miles

Clerk Of Course:	Stewards:	Timekeeper: Richard Evans	
------------------	-----------	---------------------------	--

Results can be found at www.tsl-timing.com

Printed - 12:08 Saturday, 21 September 2024



BMCRC - MRO Championships 2024 - Rnd 7 @ Brands Hatch Indy

L&W/BMCRC Rookie 600 & Rookie 1000

RACE 13 - CLASSIFICATION

Race Distance: 9 Laps / 10.87 miles



POS	NO	CL	PIC	NAME	ENTRY	LAPS	TIME	GAP	DIFF	MPH	BEST	ON	GRD	↑↓
1	85	1000	1	Ben WOOD	Yamaha R1 -	9	7:50.050			83.26	49.489	4	1	0
2	178	600	1	Paul BLOOMFIELD	Yamaha R6 -	9	8:07.043	16.993	16.993	80.35	51.548	8	7	5
3	14	1000	2	Alex YIANNI	BMW S1000 RR - Airpack 2000 Racing/Almig Compressors	9	8:07.837	17.787	0.794	80.22	52.400	2	3	0
4	40	600	2	James LORD	Triumph Street Triple -	9	8:08.686	18.636	0.849	80.08	51.753	5	9	5
5	138	600	3	Paul COOMBS	Triumph 675R Daytona -	9	8:12.241	22.191	3.555	79.50	51.957	5	8	3
6	60	600	4	Dean NEAL	Kawasaki ZX6R 636 - Acute Civil Engineering Ltd	9	8:19.865	29.815	7.624	78.29	52.296	4	12	6
7	122	600	5	James EGGINTON	Kawasaki ZX6R - Advance Computer Services - www.ACS.c	9	8:22.174	32.124	2.309	77.93	52.833	2	13	6
8	13	600	6	Matthew BENTON	Honda CBR600RR -	9	8:22.245	32.195	0.071	77.92	52.620	9	10	2
9	888	600	7	Kirt ELLIOTT	Yamaha R6 -	9	8:28.070	38.020	5.825	77.03	53.365	9	14	5
10	153	600	8	Aaron HICKMOTT	Kawasaki ZX6R - Me, Myself & I	9	8:28.459	38.409	0.389	76.97	53.423	9	11	1
11	666	1000	3	Nathan THOMPSON	Bmw S1000RR - Flirtz lap dancing club	9	8:42.910	52.860	14.451	74.84	56.395	5	4	-7
12	379	600	9	Jack CROWLEY-MASON	Triumph DAYTONA 675 R -	8	7:56.930	1 Lap	1 Lap	72.94	55.983	3	16	4
13	29	1000	4	Luke MORGAN	Suzuki GSXR 750 -	8	7:59.147	1 Lap	2.217	72.60	58.853	2	5	-8

NOT CLASSIFIED

DNF	87	1000		Dan CHAMBERLAIN	Suzuki GSXR 750 -	5	4:13.965	4 Laps	3 Laps	85.61	49.573	4	2	
-----	----	------	--	-----------------	-------------------	---	----------	--------	--------	-------	--------	---	---	--

FASTEST LAP

85	1000			Ben WOOD	Yamaha R1 -	4	49.489			87.87 mph			141.41 kph	
178	600			Paul BLOOMFIELD	Yamaha R6 -	8	51.548			84.36 mph			135.76 kph	

Comments:

Class 1000 - 92.5% of Race Speed = 77.01 mph

Class 600 - 92.5% of Race Speed = 74.32 mph

Weather / Track : Cloudy / Dry

These results are provisional until the conclusion of any judicial and technical matters.

Date: 21/09/2024 Start: 15:50 Finish: 15:58

Brands Hatch Indy: 1.2079 miles

Clerk Of Course:	Stewards:	Timekeeper: Richard Evans	
------------------	-----------	---------------------------	--

Results can be found at www.tsl-timing.com

Printed - 16:04 Saturday, 21 September 2024



BMCRC - MRO Championships 2024 - Rnd 7 @ Brands Hatch Indy

L&W/BMCRC Rookie 600 & Rookie 1000

RACE 13 - LAP CHART

LAP 1 @ 15:51:15.982

NO	BEHIND	LAP TIME
87		54.910
85	0.372	55.282
14	3.790	58.700
666	8.708	1:03.618
29	10.173	1:05.083
40	17.714	1:12.624
178	17.886	1:12.796
138	18.816	1:13.726
888	20.661	1:15.571
122	20.720	1:15.630
153	21.229	1:16.139
13	21.435	1:16.345
60	21.521	1:16.431
379	23.998	1:18.908

LAP 2 @ 15:52:05.991

NO	BEHIND	LAP TIME
87		50.009
85	0.331	49.968
14	6.181	52.400
666	15.341	56.642
29	19.017	58.853
178	19.625	51.748
40	19.867	52.162
138	21.107	52.300
122	23.544	52.833
888	24.998	54.346
153	25.295	54.075
13	25.378	53.952
60	25.398	53.886
379	31.909	57.920

LAP 3 @ 15:52:55.674

NO	BEHIND	LAP TIME
87		49.683
85	0.330	49.682
14	10.373	53.875
178	22.053	52.111
666	22.511	56.853
40	22.845	52.661
138	23.527	52.103
122	27.378	53.517
29	28.432	59.098
60	29.136	53.421
888	29.351	54.036
13	29.569	53.874
153	30.175	54.563
379	38.209	55.983

LAP 4 @ 15:53:45.247

NO	BEHIND	LAP TIME
87		49.573
85	0.246	49.489
14	14.726	53.926
178	24.089	51.609
40	25.226	51.954
138	27.544	53.590
666	29.515	56.577
122	30.963	53.158
60	31.859	52.296
13	32.645	52.649

888	34.454	54.676
153	34.883	54.281
29	38.126	59.267
379	45.506	56.870

13	36.070	53.519
888	41.150	54.007
153	41.481	54.030
666	49.214	58.097

LAP 5 @ 15:54:35.037

NO	BEHIND	LAP TIME
87		49.790
85	0.215	49.759
14	17.883	52.947
178	25.979	51.680
40	27.189	51.753
138	29.711	51.957
122	34.485	53.312
60	34.579	52.510
13	36.053	53.198
666	36.120	56.395
888	38.804	54.140
153	39.038	53.945
29	47.304	58.968

LAP 6 @ 15:55:27.070

NO	BEHIND	LAP TIME
85		51.818
379	1 Lap	56.349
14	19.983	54.133
178	26.316	52.370
40	27.164	52.008
138	29.956	52.278
60	36.017	53.471
122	36.705	54.253
13	36.720	52.700
888	40.845	54.074
666	40.902	56.815
153	41.242	54.237

LAP 7 @ 15:56:20.724

NO	BEHIND	LAP TIME
85		53.654
29	1 Lap	59.377
379	1 Lap	58.474
14	20.277	53.948
178	24.247	51.585
40	25.269	51.759
138	28.373	52.071
60	35.056	52.693
122	36.341	53.290
13	36.454	53.388
888	41.046	53.855
153	41.354	53.766
666	45.020	57.772

LAP 8 @ 15:57:14.627

NO	BEHIND	LAP TIME
85		53.903
29	1 Lap	59.322
379	1 Lap	56.194
14	20.135	53.761
178	21.892	51.548
40	23.231	51.865
138	26.567	52.097
60	33.580	52.427
122	35.460	53.022

LAP 9 @ 15:58:11.122

NO	BEHIND	LAP TIME
85		56.495
379	1 Lap	56.232
29	1 Lap	59.179
178	16.993	51.596
14	17.787	54.147
40	18.636	51.900
138	22.191	52.119
60	29.815	52.730
122	32.124	53.159
13	32.195	52.620
888	38.020	53.365
153	38.409	53.423
666	52.860	1:00.141

BMCRC - MRO Championships 2024 - Rnd 7 @ Brands Hatch Indy

L&W/BMCRC Rookie 600 & Rookie 1000

RACE 13 - POSITION CHART

No	Name	Lap										
		Pos	1	2	3	4	5	6	7	8	9	
85	WOOD	1	87	87	87	87	87	85	85	85	85	
87	CHAMBERLAIN	2	85	85	85	85	85	14	14	14	178	
14	YIANNI	3	14	14	14	14	14	178	178	178	14	
666	THOMPSON	4	666	666	178	178	178	40	40	40	40	
29	MORGAN	5	29	29	666	40	40	138	138	138	138	
178	BLOOMFIELD	6	40	178	40	138	138	60	60	60	60	
138	COOMBS	7	178	40	138	666	122	122	122	122	122	
40	LORD	8	138	138	122	122	60	13	13	13	13	
13	BENTON	9	888	122	29	60	13	888	888	888	888	
153	HICKMOTT	10	122	888	60	13	666	666	153	153	153	
60	NEAL	11	153	153	888	888	888	153	666	666	666	
122	EGGINTON	12	13	13	13	153	153	29	29	379		
888	ELLIOTT	13	60	60	153	29	29	379	379	29		
379	CROWLEY-MASON	14	379	379	379	379	379					

BMCRC - MRO Championships 2024 - Rnd 7 @ Brands Hatch Indy

L&W/BMCRC Rookie 600 & Rookie 1000

RACE 13 - SECTOR ANALYSIS



SECTOR 1 = FL to I1, SECTOR 2 = I1 to FL, DIFF = Difference To Personal Best Lap, P = Crossed Finish Line in Pit Lane, D = Time Disallowed

P1 85 1000 Ben WOOD		Yamaha R1 -				
IDEAL LAP TIME : 49.360		BEST LAP TIME : 49.489		DIFFERENCE : 0.129		
LAP	SECTOR 1	SECTOR 2	LAP TIME	MPH	DIFF	TIME OF DAY
1 -		20.149	55.282	78.66	5.793	15:51:16.354
2 -	30.126	19.842	49.968	87.02	0.479	15:52:06.322
3 -	29.895	19.787	49.682 (2)	87.52	0.193	15:52:56.004
4 -	29.646	19.843	49.489 (1)	87.87		15:53:45.493
5 -	30.045	19.714	49.759 (3)	87.39	0.270	15:54:35.252
6 -	30.584	21.234	51.818	83.92	2.329	15:55:27.070
7 -	32.214	21.440	53.654	81.04	4.165	15:56:20.724
8 -	32.252	21.651	53.903	80.67	4.414	15:57:14.627
9 -	34.069	22.426	56.495	76.97	7.006	15:58:11.122

P2 178 600 Paul BLOOMFIELD		Yamaha R6 -				
IDEAL LAP TIME : 51.306		BEST LAP TIME : 51.548		DIFFERENCE : 0.242		
LAP	SECTOR 1	SECTOR 2	LAP TIME	MPH	DIFF	TIME OF DAY
1 -		20.589	1:12.796	59.73	21.248	15:51:33.868
2 -	31.004	20.744	51.748	84.03	0.200	15:52:25.616
3 -	31.166	20.945	52.111	83.44	0.563	15:53:17.727
4 -	30.875	20.734	51.609	84.26	0.061	15:54:09.336
5 -	30.872	20.808	51.680	84.14	0.132	15:55:01.016
6 -	31.652	20.718	52.370	83.03	0.822	15:55:53.386
7 -	30.855	20.730	51.585 (2)	84.29	0.037	15:56:44.971
8 -	30.717	20.831	51.548 (1)	84.36		15:57:36.519
9 -	30.893	20.703	51.596 (3)	84.28	0.048	15:58:28.115

P3 14 1000 Alex YIANNI		BMW S1000 RR - Airpack 2000 Racing/Almig Compressors				
IDEAL LAP TIME : 52.400		BEST LAP TIME : 52.400		DIFFERENCE : 0.000		
LAP	SECTOR 1	SECTOR 2	LAP TIME	MPH	DIFF	TIME OF DAY
1 -		20.871	58.700	74.08	6.300	15:51:19.772
2 -	31.935	20.465	52.400 (1)	82.98		15:52:12.172
3 -	32.621	21.254	53.875	80.71	1.475	15:53:06.047
4 -	32.768	21.158	53.926	80.64	1.526	15:53:59.973
5 -	32.253	20.694	52.947 (2)	82.13	0.547	15:54:52.920
6 -	32.781	21.352	54.133	80.33	1.733	15:55:47.053
7 -	32.934	21.014	53.948	80.60	1.548	15:56:41.001
8 -	32.868	20.893	53.761 (3)	80.88	1.361	15:57:34.762
9 -	33.139	21.008	54.147	80.31	1.747	15:58:28.909

P4 40 600 James LORD		Triumph Street Triple -				
IDEAL LAP TIME : 51.641		BEST LAP TIME : 51.753		DIFFERENCE : 0.112		
LAP	SECTOR 1	SECTOR 2	LAP TIME	MPH	DIFF	TIME OF DAY
1 -		20.785	1:12.624	59.87	20.871	15:51:33.696
2 -	31.373	20.789	52.162	83.36	0.409	15:52:25.858
3 -	31.709	20.952	52.661	82.57	0.908	15:53:18.519
4 -	31.279	20.675	51.954	83.70	0.201	15:54:10.473
5 -	31.065	20.688	51.753 (1)	84.02		15:55:02.226
6 -	31.339	20.669	52.008	83.61	0.255	15:55:54.234
7 -	31.158	20.601	51.759 (2)	84.01	0.006	15:56:45.993
8 -	31.289	20.576	51.865 (3)	83.84	0.112	15:57:37.858
9 -	31.216	20.684	51.900	83.78	0.147	15:58:29.758

BMCRC - MRO Championships 2024 - Rnd 7 @ Brands Hatch Indy

L&W/BMCRC Rookie 600 & Rookie 1000

RACE 13 - SECTOR ANALYSIS



SECTOR 1 = FL to I1, SECTOR 2 = I1 to FL, DIFF = Difference To Personal Best Lap, P = Crossed Finish Line in Pit Lane, D = Time Disallowed

P5 138 600 Paul COOMBS		Triumph 675R Daytona -				
IDEAL LAP TIME : 51.854		BEST LAP TIME : 51.957		DIFFERENCE : 0.103		
LAP	SECTOR 1	SECTOR 2	LAP TIME	MPH	DIFF	TIME OF DAY
1 -		20.820	1:13.726	58.98	21.769	15:51:34.798
2 -	31.441	20.859	52.300	83.14	0.343	15:52:27.098
3 -	31.418	20.685	52.103	83.46	0.146	15:53:19.201
4 -	32.470	21.120	53.590	81.14	1.633	15:54:12.791
5 -	31.169	20.788	51.957 (1)	83.69		15:55:04.748
6 -	31.278	21.000	52.278	83.18	0.321	15:55:57.026
7 -	31.266	20.805	52.071 (2)	83.51	0.114	15:56:49.097
8 -	31.205	20.892	52.097 (3)	83.47	0.140	15:57:41.194
9 -	31.198	20.921	52.119	83.43	0.162	15:58:33.313

P6 60 600 Dean NEAL		Kawasaki ZX6R 636 - Acute Civil Engineering Ltd				
IDEAL LAP TIME : 52.005		BEST LAP TIME : 52.296		DIFFERENCE : 0.291		
LAP	SECTOR 1	SECTOR 2	LAP TIME	MPH	DIFF	TIME OF DAY
1 -		21.316	1:16.431	56.89	24.135	15:51:37.503
2 -	32.308	21.578	53.886	80.70	1.590	15:52:31.389
3 -	32.388	21.033	53.421	81.40	1.125	15:53:24.810
4 -	31.539	20.757	52.296 (1)	83.15		15:54:17.106
5 -	31.324	21.186	52.510 (3)	82.81	0.214	15:55:09.616
6 -	32.216	21.255	53.471	81.32	1.175	15:56:03.087
7 -	31.639	21.054	52.693	82.52	0.397	15:56:55.780
8 -	31.248	21.179	52.427 (2)	82.94	0.131	15:57:48.207
9 -	31.545	21.185	52.730	82.46	0.434	15:58:40.937

P7 122 600 James EGGINTON		Kawasaki ZX6R - Advance Computer Services - www.ACS.co.uk				
IDEAL LAP TIME : 52.833		BEST LAP TIME : 52.833		DIFFERENCE : 0.000		
LAP	SECTOR 1	SECTOR 2	LAP TIME	MPH	DIFF	TIME OF DAY
1 -		21.417	1:15.630	57.49	22.797	15:51:36.702
2 -	31.752	21.081	52.833 (1)	82.30		15:52:29.535
3 -	31.905	21.612	53.517	81.25	0.684	15:53:23.052
4 -	31.896	21.262	53.158 (3)	81.80	0.325	15:54:16.210
5 -	31.995	21.317	53.312	81.56	0.479	15:55:09.522
6 -	32.687	21.566	54.253	80.15	1.420	15:56:03.775
7 -	31.968	21.322	53.290	81.60	0.457	15:56:57.065
8 -	31.827	21.195	53.022 (2)	82.01	0.189	15:57:50.087
9 -	31.810	21.349	53.159	81.80	0.326	15:58:43.246

P8 13 600 Matthew BENTON		Honda CBR600RR -				
IDEAL LAP TIME : 52.153		BEST LAP TIME : 52.620		DIFFERENCE : 0.467		
LAP	SECTOR 1	SECTOR 2	LAP TIME	MPH	DIFF	TIME OF DAY
1 -		21.783	1:16.345	56.95	23.725	15:51:37.417
2 -	32.058	21.894	53.952	80.60	1.332	15:52:31.369
3 -	32.503	21.371	53.874	80.71	1.254	15:53:25.243
4 -	31.512	21.137	52.649 (2)	82.59	0.029	15:54:17.892
5 -	31.124	22.074	53.198	81.74	0.578	15:55:11.090
6 -	31.424	21.276	52.700 (3)	82.51	0.080	15:56:03.790
7 -	32.073	21.315	53.388	81.45	0.768	15:56:57.178
8 -	32.490	21.029	53.519	81.25	0.899	15:57:50.697
9 -	31.561	21.059	52.620 (1)	82.64		15:58:43.317

BMCRC - MRO Championships 2024 - Rnd 7 @ Brands Hatch Indy

L&W/BMCRC Rookie 600 & Rookie 1000

RACE 13 - SECTOR ANALYSIS



SECTOR 1 = FL to I1, SECTOR 2 = I1 to FL, DIFF = Difference To Personal Best Lap, P = Crossed Finish Line in Pit Lane, D = Time Disallowed

P9 888 600 Kirt ELLIOTT		Yamaha R6 -				
IDEAL LAP TIME : 53.365		BEST LAP TIME : 53.365		DIFFERENCE : 0.000		
LAP	SECTOR 1	SECTOR 2	LAP TIME	MPH	DIFF	TIME OF DAY
1 -		21.766	1:15.571	57.54	22.206	15:51:36.643
2 -	32.526	21.820	54.346	80.01	0.981	15:52:30.989
3 -	32.301	21.735	54.036	80.47	0.671	15:53:25.025
4 -	33.083	21.593	54.676	79.53	1.311	15:54:19.701
5 -	32.213	21.927	54.140	80.32	0.775	15:55:13.841
6 -	32.418	21.656	54.074	80.41	0.709	15:56:07.915
7 -	32.107	21.748	53.855 (2)	80.74	0.490	15:57:01.770
8 -	32.115	21.892	54.007 (3)	80.51	0.642	15:57:55.777
9 -	31.909	21.456	53.365 (1)	81.48		15:58:49.142

P10 153 600 Aaron HICKMOTT		Kawasaki ZX6R - Me, Myself & I				
IDEAL LAP TIME : 53.423		BEST LAP TIME : 53.423		DIFFERENCE : 0.000		
LAP	SECTOR 1	SECTOR 2	LAP TIME	MPH	DIFF	TIME OF DAY
1 -		21.805	1:16.139	57.11	22.716	15:51:37.211
2 -	32.289	21.786	54.075	80.41	0.652	15:52:31.286
3 -	33.087	21.476	54.563	79.69	1.140	15:53:25.849
4 -	32.697	21.584	54.281	80.11	0.858	15:54:20.130
5 -	32.180	21.765	53.945 (3)	80.61	0.522	15:55:14.075
6 -	32.561	21.676	54.237	80.17	0.814	15:56:08.312
7 -	32.176	21.590	53.766 (2)	80.88	0.343	15:57:02.078
8 -	32.194	21.836	54.030	80.48	0.607	15:57:56.108
9 -	31.952	21.471	53.423 (1)	81.39		15:58:49.531

P11 666 1000 Nathan THOMPSON		Bmw S1000RR - Flirtz lap dancing club				
IDEAL LAP TIME : 56.277		BEST LAP TIME : 56.395		DIFFERENCE : 0.118		
LAP	SECTOR 1	SECTOR 2	LAP TIME	MPH	DIFF	TIME OF DAY
1 -		23.266	1:03.618	68.35	7.223	15:51:24.690
2 -	33.806	22.836	56.642 (3)	76.77	0.247	15:52:21.332
3 -	33.850	23.003	56.853	76.48	0.458	15:53:18.185
4 -	33.966	22.611	56.577 (2)	76.86	0.182	15:54:14.762
5 -	33.666	22.729	56.395 (1)	77.10		15:55:11.157
6 -	33.866	22.949	56.815	76.53	0.420	15:56:07.972
7 -	34.329	23.443	57.772	75.27	1.377	15:57:05.744
8 -	34.535	23.562	58.097	74.85	1.702	15:58:03.841
9 -	35.917	24.224	1:00.141	72.30	3.746	15:59:03.982

P12 379 600 Jack CROWLEY-MASON		Triumph DAYTONA 675 R -				
IDEAL LAP TIME : 55.983		BEST LAP TIME : 55.983		DIFFERENCE : 0.000		
LAP	SECTOR 1	SECTOR 2	LAP TIME	MPH	DIFF	TIME OF DAY
1 -		22.614	1:18.908	55.10	22.925	15:51:39.980
2 -	35.468	22.452	57.920	75.07	1.937	15:52:37.900
3 -	33.723	22.260	55.983 (1)	77.67		15:53:33.883
4 -	33.973	22.897	56.870	76.46	0.887	15:54:30.753
5 -	34.020	22.329	56.349	77.17	0.366	15:55:27.102
6 -	35.973	22.501	58.474	74.36	2.491	15:56:25.576
7 -	33.812	22.382	56.194 (2)	77.38	0.211	15:57:21.770
8 -	33.857	22.375	56.232 (3)	77.33	0.249	15:58:18.002

BMCRC - MRO Championships 2024 - Rnd 7 @ Brands Hatch Indy

L&W/BMCRC Rookie 600 & Rookie 1000

RACE 13 - SECTOR ANALYSIS



SECTOR 1 = FL to I1, SECTOR 2 = I1 to FL, DIFF = Difference To Personal Best Lap, P = Crossed Finish Line in Pit Lane, D = Time Disallowed

P13 29 1000 Luke MORGAN		Suzuki GSXR 750 -				
IDEAL LAP TIME : 58.853		BEST LAP TIME : 58.853				
		DIFFERENCE : 0.000				
LAP	SECTOR 1	SECTOR 2	LAP TIME	MPH	DIFF	TIME OF DAY
1 -		23.712	1:05.083	66.81	6.230	15:51:26.155
2 -	35.455	23.398	58.853 (1)	73.88		15:52:25.008
3 -	35.679	23.419	59.098 (3)	73.58	0.245	15:53:24.106
4 -	35.653	23.614	59.267	73.37	0.414	15:54:23.373
5 -	35.485	23.483	58.968 (2)	73.74	0.115	15:55:22.341
6 -	35.720	23.657	59.377	73.23	0.524	15:56:21.718
7 -	35.758	23.564	59.322	73.30	0.469	15:57:21.040
8 -	35.758	23.421	59.179	73.48	0.326	15:58:20.219

P14 87 1000 Dan CHAMBERLAIN		Suzuki GSXR 750 -				
IDEAL LAP TIME : 49.573		BEST LAP TIME : 49.573				
		DIFFERENCE : 0.000				
LAP	SECTOR 1	SECTOR 2	LAP TIME	MPH	DIFF	TIME OF DAY
1 -		20.004	54.910	79.19	5.337	15:51:15.982
2 -	30.175	19.834	50.009	86.95	0.436	15:52:05.991
3 -	29.836	19.847	49.683 (2)	87.52	0.110	15:52:55.674
4 -	29.749	19.824	49.573 (1)	87.72		15:53:45.247
5 -	29.894	19.896	49.790 (3)	87.33	0.217	15:54:35.037

BMCRC - MRO Championships 2024 - Rnd 7 @ Brands Hatch Indy

L&W/BMCRC Rookie 600 & Rookie 1000

RACE 13 - BEST SECTORS

SECTOR 1			SECTOR 2			IDEAL / BEST COMPARISON						
POS	NO	NAME	TIME	NO	NAME	TIME	POS	NO	NAME	IDEAL	BEST	DIFF
									PERFECT LAP	49.360		
1	85	WOOD	29.646	85	WOOD	19.714	1	85	WOOD	49.360	49.489	0.129
2	87	CHAMBERLAIN	29.749	87	CHAMBERLAIN	19.824	2	87	CHAMBERLAIN	49.573	49.573	0.000
3	178	BLOOMFIELD	30.717	14	YIANNI	20.465	3	178	BLOOMFIELD	51.306	51.548	0.242
4	40	LORD	31.065	40	LORD	20.576	4	40	LORD	51.641	51.753	0.112
5	13	BENTON	31.124	178	BLOOMFIELD	20.589	5	138	COOMBS	51.854	51.957	0.103
6	138	COOMBS	31.169	138	COOMBS	20.685	6	60	NEAL	52.005	52.296	0.291
7	60	NEAL	31.248	60	NEAL	20.757	7	13	BENTON	52.153	52.620	0.467
8	122	EGGINTON	31.752	13	BENTON	21.029	8	14	YIANNI	52.400	52.400	0.000
9	888	ELLIOTT	31.909	122	EGGINTON	21.081	9	122	EGGINTON	52.833	52.833	0.000
10	14	YIANNI	31.935	888	ELLIOTT	21.456	10	888	ELLIOTT	53.365	53.365	0.000
11	153	HICKMOTT	31.952	153	HICKMOTT	21.471	11	153	HICKMOTT	53.423	53.423	0.000
12	666	THOMPSON	33.666	379	CROWLEY-MASON	22.260	12	379	CROWLEY-MASON	55.983	55.983	0.000
13	379	CROWLEY-MASON	33.723	666	THOMPSON	22.611	13	666	THOMPSON	56.277	56.395	0.118
14	29	MORGAN	35.455	29	MORGAN	23.398	14	29	MORGAN	58.853	58.853	0.000

BMCRC - MRO Championships 2024 - Rnd 7 @ Brands Hatch Indy

L&W/BMCRC Rookie 600 & Rookie 1000

RACE 13 - STATISTICS

Competitors Started	14
Planned Start	2024-09-21 @ 14:45:00.000
Actual Start	2024-09-21 @ 15:50:21.072
Finish Time	2024-09-21 @ 15:58:11.121
Track Length	1.2079mi.
Total Laps	120
Total Distance Covered	144.9534mi.

Session Fastest Lap History

NO	CL	NAME	LAP TIME	TIME OF DAY	LAP	VEHICLE
87	1000	Dan CHAMBERLAIN	54.910	15:51:15.982	1	Suzuki GSXR 750
87	1000	Dan CHAMBERLAIN	50.009	15:52:05.991	2	Suzuki GSXR 750
85	1000	Ben WOOD	49.968	15:52:06.322	2	Yamaha R1
87	1000	Dan CHAMBERLAIN	49.683	15:52:55.674	3	Suzuki GSXR 750
85	1000	Ben WOOD	49.682	15:52:56.004	3	Yamaha R1
87	1000	Dan CHAMBERLAIN	49.573	15:53:45.247	4	Suzuki GSXR 750
85	1000	Ben WOOD	49.489	15:53:45.493	4	Yamaha R1

Session Leader History

NO	CL	NAME	FROM LAP	LAPS LED	DISTANCE	VEHICLE
87	1000	Dan CHAMBERLAIN	1	5	6.03 miles	Suzuki GSXR 750
85	1000	Ben WOOD	6	4	4.83 miles	Yamaha R1

Flag History

TYPE	TIME OF DAY
GREEN	15:50:21.072
FINISH	15:58:11.121

Flag Statistics

TYPE	COUNT	TOTAL LAPS	TOTAL TIME
Green	1	9	8:48.210
Red	0	0	0.000
Safety Car	0	0	0.000
FCY	0	0	0.000

BMCRC - MRO Championships 2024 - Rnd 7 @ Brands Hatch Indy

L&W/BMCRC Rookie 600 & Rookie 1000

RACE 13 - STATISTICS

CLASS : 1000

5 Starters

Fastest Lap History

NO	NAME	LAP TIME	TIME OF DAY	LAP	VEHICLE
87	Dan CHAMBERLAIN	54.910	15:51:15.982	1	Suzuki GSXR 750
87	Dan CHAMBERLAIN	50.009	15:52:05.991	2	Suzuki GSXR 750
85	Ben WOOD	49.968	15:52:06.322	2	Yamaha R1
87	Dan CHAMBERLAIN	49.683	15:52:55.674	3	Suzuki GSXR 750
85	Ben WOOD	49.682	15:52:56.004	3	Yamaha R1
87	Dan CHAMBERLAIN	49.573	15:53:45.247	4	Suzuki GSXR 750
85	Ben WOOD	49.489	15:53:45.493	4	Yamaha R1

Leader History

NO	NAME	FROM LAP	LAPS LED	DISTANCE	VEHICLE
87	Dan CHAMBERLAIN	1	5	6.03 miles	Suzuki GSXR 750
85	Ben WOOD	6	4	4.83 miles	Yamaha R1

BMCRC - MRO Championships 2024 - Rnd 7 @ Brands Hatch Indy

L&W/BMCRC Rookie 600 & Rookie 1000

RACE 13 - STATISTICS

CLASS : 600

9 Starters

Fastest Lap History

NO	NAME	LAP TIME	TIME OF DAY	LAP	VEHICLE
40	James LORD	1:12.624	15:51:33.696	1	Triumph Street Triple
178	Paul BLOOMFIELD	51.748	15:52:25.616	2	Yamaha R6
178	Paul BLOOMFIELD	51.609	15:54:09.336	4	Yamaha R6
178	Paul BLOOMFIELD	51.585	15:56:44.971	7	Yamaha R6
178	Paul BLOOMFIELD	51.548	15:57:36.519	8	Yamaha R6

Leader History

NO	NAME	FROM LAP	LAPS LED	DISTANCE	VEHICLE
40	James LORD	1	1	1.20 miles	Triumph Street Triple
178	Paul BLOOMFIELD	2	8	9.66 miles	Yamaha R6

BMCRC - MRO Championships 2024 - Rnd 7 @ Brands Hatch Indy

L&W/BMCRC Rookie 600 & Rookie 1000

RACE 3 - GRID (12 Laps)



ROW 8			22	916 Adam FREWIN					
ROW 7	21	379 Jack CROWLEY-MASON	55.983	20	153 Aaron HICKMOTT	53.423	19	888 Kirt ELLIOTT	53.365
ROW 6	18	122 James EGGINTON	52.833	17	13 Matthew BENTON	52.620	16	60 Dean NEAL	52.296
ROW 5	15	138 Paul COOMBS	51.957	14	40 James LORD	51.753	13	178 Paul BLOOMFIELD	51.548
ROW 4									
ROW 3									
ROW 2	6	95 Jack DRISCOLL		5	29 Luke MORGAN	58.853	4	666 Nathan THOMPSON	56.395
ROW 1	3	14 Alex YIANNI	52.400	2	87 Dan CHAMBERLAIN	49.573	1	85 Ben WOOD	49.489
									Pole

These results are provisional until the conclusion of any judicial and technical matters.

Brands Hatch Indy: 1.2079 miles

Clerk Of Course:	Stewards:	Timekeeper: Richard Evans	
------------------	-----------	---------------------------	--

Results can be found at www.tsl-timing.com

Printed - 16:06 Saturday, 21 September 2024



BMCRC - MRO Championships 2024 - Rnd 7 @ Brands Hatch Indy

L&W/BMCRC Rookie 600 & Rookie 1000

RACE 3 - CLASSIFICATION

Race Distance: 12 Laps / 14.49 miles



POS	NO	CL	PIC	NAME	ENTRY	LAPS	TIME	GAP	DIFF	MPH	BEST	ON	GRD	↑↓
1	87	1000	1	Dan CHAMBERLAIN	Suzuki GSXR 750 -	12	11:35.369			75.04	56.884	8	2	1
2	85*	1000	2	Ben WOOD	Yamaha R1 -	12	11:37.679	2.310	2.310	74.79	57.082	9	1	-1
3	14	1000	3	Alex YIANNI	BMW S1000 RR - Airpack 2000 Racing/Almig Compressors	12	11:39.207	3.838	1.528	74.63	57.455	10	3	0
4	178	600	1	Paul BLOOMFIELD	Yamaha R6 -	12	11:41.834	6.465	2.627	74.35	55.107	3	7	3
5	13	600	2	Matthew BENTON	Honda CBR600RR -	12	11:51.168	15.799	9.334	73.37	55.163	8	11	6
6	40	600	3	James LORD	Triumph Street Triple -	12	11:51.227	15.858	0.059	73.37	55.558	12	8	2
7	888	600	4	Kirt ELLIOTT	Yamaha R6 -	12	11:53.773	18.404	2.546	73.10	55.427	11	13	6
8	138	600	5	Paul COOMBS	Triumph 675R Daytona -	12	11:58.112	22.743	4.339	72.66	56.436	10	9	1
9	153	600	6	Aaron HICKMOTT	Kawasaki ZX6R - Me, Myself & I	12	12:00.906	25.537	2.794	72.38	56.597	9	14	5
10	60	600	7	Dean NEAL	Kawasaki ZX6R 636 - Acute Civil Engineering Ltd	12	12:04.021	28.652	3.115	72.07	56.182	4	10	0
11	666	1000	4	Nathan THOMPSON	Bmw S1000RR - Flirtz lap dancing club	12	12:36.555	1:01.186	32.534	68.97	58.786	2	4	-7

NOT CLASSIFIED

DNF	379	600		Jack CROWLEY-MASON	Triumph DAYTONA 675 R -	7	7:22.167	5 Laps	5 Laps	68.84	58.173	2	15	
DNF	29	1000		Luke MORGAN	Suzuki GSXR 750 -	3	3:27.936	9 Laps	4 Laps	62.73	1:04.137	2	5	
DNF	916	600		Adam FREWIN	Yamaha R6 - Daniel Parker Motorsport mindset coach	2	2:30.796	10 Laps	1 Lap	57.67	1:00.336	2	16	

FASTEST LAP

178	600			Paul BLOOMFIELD	Yamaha R6 -	3	55.107			78.91 mph			126.99 kph	
87	1000			Dan CHAMBERLAIN	Suzuki GSXR 750 -	8	56.884			76.44 mph			123.02 kph	

Comments:

#85 - No working transponder, please fix for your next race.

Class 1000 - 92.5% of Race Speed = 69.41 mph

Class 600 - 92.5% of Race Speed = 68.77 mph

Weather / Track : Cloudy / Dry

These results are provisional until the conclusion of any judicial and technical matters.

Date: 22/09/2024 Start: 11:09 Finish: 11:21

Brands Hatch Indy: 1.2079 miles

Clerk Of Course:	Stewards:	Timekeeper: Richard Evans	
------------------	-----------	---------------------------	--

Results can be found at www.tsl-timing.com

Printed - 11:23 Sunday, 22 September 2024



BMCRC - MRO Championships 2024 - Rnd 7 @ Brands Hatch Indy

L&W/BMCRC Rookie 600 & Rookie 1000

RACE 3 - LAP CHART

LAP 1 @ 11:10:50.033

NO	BEHIND	LAP TIME
85		1:02.222
14	0.213	1:02.435
87	0.372	1:02.594
666	2.214	1:04.436
29	17.194	1:19.416
178	20.639	1:22.861
40	23.929	1:26.151
138	24.357	1:26.579
153	26.417	1:28.639
888	27.046	1:29.268
379	27.188	1:29.410
13	27.254	1:29.476
60	27.606	1:29.828
916	28.238	1:30.460

LAP 2 @ 11:11:47.933

NO	BEHIND	LAP TIME
85		57.900
14	0.106	57.793
87	0.369	57.897
666	3.100	58.786
178	18.813	56.074
40	23.368	57.339
29	23.431	1:04.137
138	24.077	57.620
153	26.011	57.494
888	26.655	57.509
13	26.708	57.354
379	27.461	58.173
60	27.475	57.769
916	30.674	1:00.336

LAP 3 @ 11:12:45.682

NO	BEHIND	LAP TIME
14		57.643
87	0.256	57.636
85	0.780	58.529
666	7.537	1:02.186
178	16.171	55.107
40	22.068	56.449
138	24.476	58.148
153	25.873	57.611
888	26.768	57.862
13	26.854	57.895
60	28.109	58.383
379	29.132	59.420
29	30.065	1:04.383

LAP 4 @ 11:13:43.391

NO	BEHIND	LAP TIME
14		57.709
87	0.382	57.835
85	1.605	58.534
666	11.671	1:01.843
178	13.918	55.456
40	20.240	55.881
138	24.914	58.147
153	25.290	57.126
13	25.327	56.182
888	26.345	57.286
60	26.582	56.182

379 29.655 58.232

LAP 5 @ 11:14:40.806

NO	BEHIND	LAP TIME
87		57.033
14	0.185	57.600
85	1.522	57.332
178	13.232	56.729
666	17.250	1:02.994
40	19.066	56.241
138	25.380	57.881
13	25.753	57.841
153	25.977	58.102
888	26.840	57.910
60	26.865	57.698
379	30.830	58.590

LAP 6 @ 11:15:38.232

NO	BEHIND	LAP TIME
87		57.426
14	0.726	57.967
85	1.330	57.234
178	11.986	56.180
40	18.742	57.102
666	23.091	1:03.267
138	25.309	57.355
13	25.446	57.119
153	26.361	57.810
60	26.641	57.202
888	26.861	57.447
379	32.779	59.375

LAP 7 @ 11:16:37.050

NO	BEHIND	LAP TIME
87		58.818
14	0.312	58.404
85	0.560	58.048
178	8.701	55.533
40	16.609	56.685
13	24.160	57.532
138	24.367	57.876
888	25.633	57.590
60	26.373	58.550
666	26.939	1:02.666
153	27.123	59.580
379	32.928	58.967

LAP 8 @ 11:17:33.934

NO	BEHIND	LAP TIME
87		56.884
85	0.864	57.188
14	1.257	57.829
178	7.622	55.805
40	16.976	57.251
13	22.439	55.163
138	23.935	56.452
888	24.747	55.998
60	26.589	57.100
153	27.896	57.657
666	33.080	1:03.025

LAP 9 @ 11:18:31.214

NO	BEHIND	LAP TIME
87		57.280
85	0.666	57.082
14	1.798	57.821
178	7.161	56.819
40	18.023	58.327
13	20.908	55.749
138	23.691	57.036
888	23.791	56.324
60	26.437	57.128
153	27.213	56.597
666	41.815	1:06.015

LAP 10 @ 11:19:28.111

NO	BEHIND	LAP TIME
87		56.897
85	1.314	57.545
14	2.356	57.455
178	7.372	57.108
40	18.909	57.783
13	19.569	55.558
888	22.412	55.518
138	23.230	56.436
153	26.952	56.636
60	26.972	57.432
666	49.649	1:04.731

LAP 11 @ 11:20:25.282

NO	BEHIND	LAP TIME
87		57.171
85	2.086	57.943
14	3.320	58.135
178	7.196	56.995
13	18.042	55.644
40	18.198	56.460
888	20.668	55.427
138	22.828	56.769
153	26.625	56.844
60	28.068	58.267
666	55.851	1:03.373

LAP 12 @ 11:21:23.180

NO	BEHIND	LAP TIME
87		57.898
85	2.310	58.122
14	3.838	58.416
178	6.465	57.167
13	15.799	55.655
40	15.858	55.558
888	18.404	55.634
138	22.743	57.813
153	25.537	56.810
60	28.652	58.482
666	1:01.186	1:03.233

BMCRC - MRO Championships 2024 - Rnd 7 @ Brands Hatch Indy

L&W/BMCRC Rookie 600 & Rookie 1000

RACE 3 - POSITION CHART

No	Name	Lap Pos													
			1	2	3	4	5	6	7	8	9	10	11	12	
85	WOOD	1	85	85	14	14	87	87	87	87	87	87	87	87	87
87	CHAMBERLAIN	2	14	14	87	87	14	14	14	85	85	85	85	85	85
14	YIANNI	3	87	87	85	85	85	85	85	14	14	14	14	14	14
666	THOMPSON	4	666	666	666	666	178	178	178	178	178	178	178	178	178
29	MORGAN	5	29	178	178	178	666	40	40	40	40	40	13	13	13
178	BLOOMFIELD	6	178	40	40	40	40	666	13	13	13	13	40	40	40
40	LORD	7	40	29	138	138	138	138	138	138	138	888	888	888	888
138	COOMBS	8	138	138	153	153	13	13	888	888	888	138	138	138	138
60	NEAL	9	153	153	888	13	153	153	60	60	60	153	153	153	153
13	BENTON	10	888	888	13	888	888	60	666	153	153	60	60	60	60
888	ELLIOTT	11	379	13	60	60	60	888	153	666	666	666	666	666	666
153	HICKMOTT	12	13	379	379	379	379	379	379	379	379				
379	CROWLEY-MASON	13	60	60	29										
916	FREWIN	14	916	916											

BMCRC - MRO Championships 2024 - Rnd 7 @ Brands Hatch Indy

L&W/BMCRC Rookie 600 & Rookie 1000

RACE 3 - SECTOR ANALYSIS



SECTOR 1 = FL to I1, SECTOR 2 = I1 to FL, DIFF = Difference To Personal Best Lap, P = Crossed Finish Line in Pit Lane, D = Time Disallowed

P1 87 1000 Dan CHAMBERLAIN		Suzuki GSXR 750 -				
IDEAL LAP TIME : 56.638		BEST LAP TIME : 56.884				
		DIFFERENCE : 0.246				
LAP	SECTOR 1	SECTOR 2	LAP TIME	MPH	DIFF	TIME OF DAY
1 -		23.411	1:02.594	69.47	5.710	11:10:50.405
2 -	34.839	23.058	57.897	75.10	1.013	11:11:48.302
3 -	34.688	22.948	57.636	75.44	0.752	11:12:45.938
4 -	35.028	22.807	57.835	75.18	0.951	11:13:43.773
5 -	34.110	22.923	57.033 (3)	76.24	0.149	11:14:40.806
6 -	34.388	23.038	57.426	75.72	0.542	11:15:38.232
7 -	35.544	23.274	58.818	73.93	1.934	11:16:37.050
8 -	34.265	22.619	56.884 (1)	76.44		11:17:33.934
9 -	34.400	22.880	57.280	75.91	0.396	11:18:31.214
10 -	34.369	22.528	56.897 (2)	76.42	0.013	11:19:28.111
11 -	34.474	22.697	57.171	76.06	0.287	11:20:25.282
12 -	34.720	23.178	57.898	75.10	1.014	11:21:23.180

P2 85 1000 Ben WOOD		Yamaha R1 -				
IDEAL LAP TIME :		BEST LAP TIME : 57.082				
		DIFFERENCE :				
LAP	SECTOR 1	SECTOR 2	LAP TIME	MPH	DIFF	TIME OF DAY
1 -			1:02.222	69.88	5.140	11:10:50.033
2 -			57.900	75.10	0.818	11:11:47.933
3 -			58.529	74.29	1.447	11:12:46.462
4 -			58.534	74.29	1.452	11:13:44.996
5 -			57.332	75.84	0.250	11:14:42.328
6 -			57.234 (3)	75.97	0.152	11:15:39.562
7 -			58.048	74.91	0.966	11:16:37.610
8 -			57.188 (2)	76.04	0.106	11:17:34.798
9 -			57.082 (1)	76.18		11:18:31.880
10 -			57.545	75.56	0.463	11:19:29.425
11 -			57.943	75.04	0.861	11:20:27.368
12 -			58.122	74.81	1.040	11:21:25.490

P3 14 1000 Alex YIANNI		BMW S1000 RR - Airpack 2000 Racing/Almig Compressors				
IDEAL LAP TIME : 57.243		BEST LAP TIME : 57.455				
		DIFFERENCE : 0.212				
LAP	SECTOR 1	SECTOR 2	LAP TIME	MPH	DIFF	TIME OF DAY
1 -		23.013	1:02.435	69.64	4.980	11:10:50.246
2 -	34.755	23.038	57.793	75.24	0.338	11:11:48.039
3 -	34.787	22.856	57.643 (3)	75.44	0.188	11:12:45.682
4 -	35.108	22.601	57.709	75.35	0.254	11:13:43.391
5 -	34.854	22.746	57.600 (2)	75.49	0.145	11:14:40.991
6 -	35.039	22.928	57.967	75.01	0.512	11:15:38.958
7 -	35.066	23.338	58.404	74.45	0.949	11:16:37.362
8 -	35.105	22.724	57.829	75.19	0.374	11:17:35.191
9 -	35.333	22.488	57.821	75.20	0.366	11:18:33.012
10 -	34.858	22.597	57.455 (1)	75.68		11:19:30.467
11 -	35.267	22.868	58.135	74.80	0.680	11:20:28.602
12 -	35.622	22.794	58.416	74.44	0.961	11:21:27.018

BMCRC - MRO Championships 2024 - Rnd 7 @ Brands Hatch Indy

L&W/BMCRC Rookie 600 & Rookie 1000

RACE 3 - SECTOR ANALYSIS



SECTOR 1 = FL to I1, SECTOR 2 = I1 to FL, DIFF = Difference To Personal Best Lap, P = Crossed Finish Line in Pit Lane, D = Time Disallowed

P4 178 600 Paul BLOOMFIELD		Yamaha R6 -				
IDEAL LAP TIME : 54.648		BEST LAP TIME : 55.107		DIFFERENCE : 0.459		
LAP	SECTOR 1	SECTOR 2	LAP TIME	MPH	DIFF	TIME OF DAY
1 -		21.610	1:22.861	52.48	27.754	11:11:10.672
2 -	34.075	21.999	56.074	77.55	0.967	11:12:06.746
3 -	33.038	22.069	55.107 (1)	78.91		11:13:01.853
4 -	33.294	22.162	55.456 (2)	78.41	0.349	11:13:57.309
5 -	34.451	22.278	56.729	76.65	1.622	11:14:54.038
6 -	33.771	22.409	56.180	77.40	1.073	11:15:50.218
7 -	33.422	22.111	55.533 (3)	78.30	0.426	11:16:45.751
8 -	33.305	22.500	55.805	77.92	0.698	11:17:41.556
9 -	34.158	22.661	56.819	76.53	1.712	11:18:38.375
10 -	34.078	23.030	57.108	76.14	2.001	11:19:35.483
11 -	34.300	22.695	56.995	76.29	1.888	11:20:32.478
12 -	34.192	22.975	57.167	76.06	2.060	11:21:29.645

P5 13 600 Matthew BENTON		Honda CBR600RR -				
IDEAL LAP TIME : 55.076		BEST LAP TIME : 55.163		DIFFERENCE : 0.087		
LAP	SECTOR 1	SECTOR 2	LAP TIME	MPH	DIFF	TIME OF DAY
1 -		23.417	1:29.476	48.60	34.313	11:11:17.287
2 -	34.780	22.574	57.354	75.82	2.191	11:12:14.641
3 -	35.184	22.711	57.895	75.11	2.732	11:13:12.536
4 -	33.869	22.313	56.182	77.40	1.019	11:14:08.718
5 -	35.443	22.398	57.841	75.18	2.678	11:15:06.559
6 -	34.142	22.977	57.119	76.13	1.956	11:16:03.678
7 -	34.785	22.747	57.532	75.58	2.369	11:17:01.210
8 -	33.044	22.119	55.163 (1)	78.83		11:17:56.373
9 -	33.563	22.186	55.749	78.00	0.586	11:18:52.122
10 -	33.526	22.032	55.558 (2)	78.27	0.395	11:19:47.680
11 -	33.328	22.316	55.644 (3)	78.15	0.481	11:20:43.324
12 -	33.049	22.606	55.655	78.13	0.492	11:21:38.979

P6 40 600 James LORD		Triumph Street Triple -				
IDEAL LAP TIME : 55.558		BEST LAP TIME : 55.558		DIFFERENCE : 0.000		
LAP	SECTOR 1	SECTOR 2	LAP TIME	MPH	DIFF	TIME OF DAY
1 -		23.196	1:26.151	50.47	30.593	11:11:13.962
2 -	34.602	22.737	57.339	75.84	1.781	11:12:11.301
3 -	34.079	22.370	56.449	77.03	0.891	11:13:07.750
4 -	33.508	22.373	55.881 (2)	77.81	0.323	11:14:03.631
5 -	33.574	22.667	56.241 (3)	77.32	0.683	11:14:59.872
6 -	34.372	22.730	57.102	76.15	1.544	11:15:56.974
7 -	34.099	22.586	56.685	76.71	1.127	11:16:53.659
8 -	34.167	23.084	57.251	75.95	1.693	11:17:50.910
9 -	35.117	23.210	58.327	74.55	2.769	11:18:49.237
10 -	34.798	22.985	57.783	75.25	2.225	11:19:47.020
11 -	33.774	22.686	56.460	77.02	0.902	11:20:43.480
12 -	33.377	22.181	55.558 (1)	78.27		11:21:39.038

BMCRC - MRO Championships 2024 - Rnd 7 @ Brands Hatch Indy

L&W/BMCRC Rookie 600 & Rookie 1000

RACE 3 - SECTOR ANALYSIS



SECTOR 1 = FL to I1, SECTOR 2 = I1 to FL, DIFF = Difference To Personal Best Lap, P = Crossed Finish Line in Pit Lane, D = Time Disallowed

P7 888 600 Kirt ELLIOTT		Yamaha R6 -				
IDEAL LAP TIME : 55.327		BEST LAP TIME : 55.427		DIFFERENCE : 0.100		
LAP	SECTOR 1	SECTOR 2	LAP TIME	MPH	DIFF	TIME OF DAY
1 -		23.793	1:29.268	48.71	33.841	11:11:17.079
2 -	34.526	22.983	57.509	75.61	2.082	11:12:14.588
3 -	34.957	22.905	57.862	75.15	2.435	11:13:12.450
4 -	34.132	23.154	57.286	75.91	1.859	11:14:09.736
5 -	34.272	23.638	57.910	75.09	2.483	11:15:07.646
6 -	34.539	22.908	57.447	75.69	2.020	11:16:05.093
7 -	34.347	23.243	57.590	75.50	2.163	11:17:02.683
8 -	33.226	22.772	55.998	77.65	0.571	11:17:58.681
9 -	33.625	22.699	56.324	77.20	0.897	11:18:55.005
10 -	33.023	22.495	55.518 (2)	78.32	0.091	11:19:50.523
11 -	33.094	22.333	55.427 (1)	78.45		11:20:45.950
12 -	33.330	22.304	55.634 (3)	78.16	0.207	11:21:41.584

P8 138 600 Paul COOMBS		Triumph 675R Daytona -				
IDEAL LAP TIME : 56.290		BEST LAP TIME : 56.436		DIFFERENCE : 0.146		
LAP	SECTOR 1	SECTOR 2	LAP TIME	MPH	DIFF	TIME OF DAY
1 -		22.636	1:26.579	50.22	30.143	11:11:14.390
2 -	34.780	22.840	57.620	75.47	1.184	11:12:12.010
3 -	35.153	22.995	58.148	74.78	1.712	11:13:10.158
4 -	34.909	23.238	58.147	74.78	1.711	11:14:08.305
5 -	34.720	23.161	57.881	75.13	1.445	11:15:06.186
6 -	34.453	22.902	57.355	75.81	0.919	11:16:03.541
7 -	34.789	23.087	57.876	75.13	1.440	11:17:01.417
8 -	33.977	22.475	56.452 (2)	77.03	0.016	11:17:57.869
9 -	34.297	22.739	57.036	76.24	0.600	11:18:54.905
10 -	33.815	22.621	56.436 (1)	77.05		11:19:51.341
11 -	33.927	22.842	56.769 (3)	76.60	0.333	11:20:48.110
12 -	34.433	23.380	57.813	75.21	1.377	11:21:45.923

P9 153 600 Aaron HICKMOTT		Kawasaki ZX6R - Me, Myself & I				
IDEAL LAP TIME : 56.302		BEST LAP TIME : 56.597		DIFFERENCE : 0.295		
LAP	SECTOR 1	SECTOR 2	LAP TIME	MPH	DIFF	TIME OF DAY
1 -		23.423	1:28.639	49.05	32.042	11:11:16.450
2 -	34.658	22.836	57.494	75.63	0.897	11:12:13.944
3 -	34.823	22.788	57.611	75.48	1.014	11:13:11.555
4 -	34.125	23.001	57.126	76.12	0.529	11:14:08.681
5 -	35.023	23.079	58.102	74.84	1.505	11:15:06.783
6 -	34.569	23.241	57.810	75.22	1.213	11:16:04.593
7 -	35.123	24.457	59.580	72.98	2.983	11:17:04.173
8 -	34.512	23.145	57.657	75.42	1.060	11:18:01.830
9 -	33.865	22.732	56.597 (1)	76.83		11:18:58.427
10 -	33.695	22.941	56.636 (2)	76.78	0.039	11:19:55.063
11 -	33.710	23.134	56.844	76.50	0.247	11:20:51.907
12 -	33.570	23.240	56.810 (3)	76.54	0.213	11:21:48.717

BMCRC - MRO Championships 2024 - Rnd 7 @ Brands Hatch Indy

L&W/BMCRC Rookie 600 & Rookie 1000

RACE 3 - SECTOR ANALYSIS



SECTOR 1 = FL to I1, SECTOR 2 = I1 to FL, DIFF = Difference To Personal Best Lap, P = Crossed Finish Line in Pit Lane, D = Time Disallowed

P10 60 600 Dean NEAL		Kawasaki ZX6R 636 - Acute Civil Engineering Ltd				
IDEAL LAP TIME : 56.182		BEST LAP TIME : 56.182		DIFFERENCE : 0.000		
LAP	SECTOR 1	SECTOR 2	LAP TIME	MPH	DIFF	TIME OF DAY
1 -		23.355	1:29.828	48.40	33.646	11:11:17.639
2 -	34.775	22.994	57.769	75.27	1.587	11:12:15.408
3 -	34.926	23.457	58.383	74.48	2.201	11:13:13.791
4 -	33.935	22.247	56.182 (1)	77.40		11:14:09.973
5 -	34.506	23.192	57.698	75.36	1.516	11:15:07.671
6 -	34.141	23.061	57.202	76.02	1.020	11:16:04.873
7 -	34.652	23.898	58.550	74.27	2.368	11:17:03.423
8 -	34.092	23.008	57.100 (2)	76.15	0.918	11:18:00.523
9 -	34.316	22.812	57.128 (3)	76.12	0.946	11:18:57.651
10 -	34.185	23.247	57.432	75.71	1.250	11:19:55.083
11 -	34.694	23.573	58.267	74.63	2.085	11:20:53.350
12 -	34.620	23.862	58.482	74.35	2.300	11:21:51.832

P11 666 1000 Nathan THOMPSON		Bmw S1000RR - Flirtz lap dancing club				
IDEAL LAP TIME : 58.786		BEST LAP TIME : 58.786		DIFFERENCE : 0.000		
LAP	SECTOR 1	SECTOR 2	LAP TIME	MPH	DIFF	TIME OF DAY
1 -		23.955	1:04.436	67.48	5.650	11:10:52.247
2 -	34.928	23.858	58.786 (1)	73.97		11:11:51.033
3 -	37.713	24.473	1:02.186 (3)	69.92	3.400	11:12:53.219
4 -	37.239	24.604	1:01.843 (2)	70.31	3.057	11:13:55.062
5 -	37.263	25.731	1:02.994	69.03	4.208	11:14:58.056
6 -	38.557	24.710	1:03.267	68.73	4.481	11:16:01.323
7 -	37.722	24.944	1:02.666	69.39	3.880	11:17:03.989
8 -	37.970	25.055	1:03.025	68.99	4.239	11:18:07.014
9 -	39.446	26.569	1:06.015	65.87	7.229	11:19:13.029
10 -	38.849	25.882	1:04.731	67.17	5.945	11:20:17.760
11 -	38.059	25.314	1:03.373	68.61	4.587	11:21:21.133
12 -	37.419	25.814	1:03.233	68.77	4.447	11:22:24.366

P12 379 600 Jack CROWLEY-MASON		Triumph DAYTONA 675 R -				
IDEAL LAP TIME : 57.981		BEST LAP TIME : 58.173		DIFFERENCE : 0.192		
LAP	SECTOR 1	SECTOR 2	LAP TIME	MPH	DIFF	TIME OF DAY
1 -		23.799	1:29.410	48.63	31.237	11:11:17.221
2 -	34.720	23.453	58.173 (1)	74.75		11:12:15.394
3 -	35.221	24.199	59.420	73.18	1.247	11:13:14.814
4 -	34.902	23.330	58.232 (2)	74.67	0.059	11:14:13.046
5 -	35.119	23.471	58.590 (3)	74.22	0.417	11:15:11.636
6 -	36.114	23.261	59.375	73.23	1.202	11:16:11.011
7 -	35.459	23.508	58.967	73.74	0.794	11:17:09.978

P13 29 1000 Luke MORGAN		Suzuki GSXR 750 -				
IDEAL LAP TIME : 1:03.629		BEST LAP TIME : 1:04.137		DIFFERENCE : 0.508		
LAP	SECTOR 1	SECTOR 2	LAP TIME	MPH	DIFF	TIME OF DAY
1 -		25.324	1:19.416 (3)	54.75	15.279	11:11:07.227
2 -	38.802	25.335	1:04.137 (1)	67.80		11:12:11.364
3 -	38.305	26.078	1:04.383 (2)	67.54	0.246	11:13:15.747

P14 916 600 Adam FREWIN		Yamaha R6 - Daniel Parker Motorsport mindset coach				
IDEAL LAP TIME : 59.895		BEST LAP TIME : 1:00.336		DIFFERENCE : 0.441		
LAP	SECTOR 1	SECTOR 2	LAP TIME	MPH	DIFF	TIME OF DAY
1 -		23.788	1:30.460 (2)	48.07	30.124	11:11:18.271
2 -	36.107	24.229	1:00.336 (1)	72.07		11:12:18.607

BMCRC - MRO Championships 2024 - Rnd 7 @ Brands Hatch Indy

L&W/BMCRC Rookie 600 & Rookie 1000

RACE 3 - BEST SECTORS

SECTOR 1			SECTOR 2			IDEAL / BEST COMPARISON						
POS	NO	NAME	TIME	NO	NAME	TIME	POS	NO	NAME	IDEAL	BEST	DIFF
									PERFECT LAP	54.633		
1	888	ELLIOTT	33.023	178	BLOOMFIELD	21.610	1	178	BLOOMFIELD	54.648	55.107	0.459
2	178	BLOOMFIELD	33.038	13	BENTON	22.032	2	13	BENTON	55.076	55.163	0.087
3	13	BENTON	33.044	40	LORD	22.181	3	888	ELLIOTT	55.327	55.427	0.100
4	40	LORD	33.377	60	NEAL	22.247	4	40	LORD	55.558	55.558	0.000
5	153	HICKMOTT	33.570	888	ELLIOTT	22.304	5	60	NEAL	56.182	56.182	0.000
6	138	COOMBS	33.815	138	COOMBS	22.475	6	138	COOMBS	56.290	56.436	0.146
7	60	NEAL	33.935	14	YIANNI	22.488	7	153	HICKMOTT	56.302	56.597	0.295
8	87	CHAMBERLAIN	34.110	87	CHAMBERLAIN	22.528	8	87	CHAMBERLAIN	56.638	56.884	0.246
9	379	CROWLEY-MASON	34.720	153	HICKMOTT	22.732	9	14	YIANNI	57.243	57.455	0.212
10	14	YIANNI	34.755	379	CROWLEY-MASON	23.261	10	379	CROWLEY-MASON	57.981	58.173	0.192
11	666	THOMPSON	34.928	916	FREWIN	23.788	11	666	THOMPSON	58.786	58.786	0.000
12	916	FREWIN	36.107	666	THOMPSON	23.858	12	916	FREWIN	59.895	1:00.336	0.441
13	29	MORGAN	38.305	29	MORGAN	25.324	13	29	MORGAN	1:03.629	1:04.137	0.508
14							14	85	WOOD		57.082	

BMCRC - MRO Championships 2024 - Rnd 7 @ Brands Hatch Indy

L&W/BMCRC Rookie 600 & Rookie 1000

RACE 3 - STATISTICS

Competitors Started	14
Planned Start	2024-09-22 @ 11:06:00.000
Actual Start	2024-09-22 @ 11:09:47.810
Finish Time	2024-09-22 @ 11:21:23.179
Track Length	1.2079mi.
Total Laps	144
Total Distance Covered	173.9441mi.

Session Fastest Lap History

NO	CL	NAME	LAP TIME	TIME OF DAY	LAP	VEHICLE
85	1000	Ben WOOD	1:02.222	11:10:50.033	1	Yamaha R1
85	1000	Ben WOOD	57.900	11:11:47.933	2	Yamaha R1
14	1000	Alex YIANNI	57.793	11:11:48.039	2	BMW S1000 RR
178	600	Paul BLOOMFIELD	56.074	11:12:06.746	2	Yamaha R6
178	600	Paul BLOOMFIELD	55.107	11:13:01.853	3	Yamaha R6

Session Leader History

NO	CL	NAME	FROM LAP	LAPS LED	DISTANCE	VEHICLE
85	1000	Ben WOOD	1	2	2.41 miles	Yamaha R1
14	1000	Alex YIANNI	3	2	2.41 miles	BMW S1000 RR
87	1000	Dan CHAMBERLAIN	5	8	9.66 miles	Suzuki GSXR 750

Flag History

TYPE	TIME OF DAY
GREEN	11:09:47.810
FINISH	11:21:23.179

Flag Statistics

TYPE	COUNT	TOTAL LAPS	TOTAL TIME
Green	1	12	12:44.652
Red	0	0	0.000
Safety Car	0	0	0.000
FCY	0	0	0.000

BMCRC - MRO Championships 2024 - Rnd 7 @ Brands Hatch Indy

L&W/BMCRC Rookie 600 & Rookie 1000

RACE 3 - STATISTICS

CLASS : 1000

5 Starters

Fastest Lap History

NO	NAME	LAP TIME	TIME OF DAY	LAP	VEHICLE
85	Ben WOOD	1:02.222	11:10:50.033	1	Yamaha R1
85	Ben WOOD	57.900	11:11:47.933	2	Yamaha R1
14	Alex YIANNI	57.793	11:11:48.039	2	BMW S1000 RR
14	Alex YIANNI	57.643	11:12:45.682	3	BMW S1000 RR
87	Dan CHAMBERLAIN	57.636	11:12:45.938	3	Suzuki GSXR 750
87	Dan CHAMBERLAIN	57.033	11:14:40.806	5	Suzuki GSXR 750
87	Dan CHAMBERLAIN	56.884	11:17:33.934	8	Suzuki GSXR 750

Leader History

NO	NAME	FROM LAP	LAPS LED	DISTANCE	VEHICLE
85	Ben WOOD	1	2	2.41 miles	Yamaha R1
14	Alex YIANNI	3	2	2.41 miles	BMW S1000 RR
87	Dan CHAMBERLAIN	5	8	9.66 miles	Suzuki GSXR 750

BMCRC - MRO Championships 2024 - Rnd 7 @ Brands Hatch Indy

L&W/BMCRC Rookie 600 & Rookie 1000

RACE 3 - STATISTICS

CLASS : 600

9 Starters

Fastest Lap History

NO	NAME	LAP TIME	TIME OF DAY	LAP	VEHICLE
178	Paul BLOOMFIELD	1:22.861	11:11:10.672	1	Yamaha R6
178	Paul BLOOMFIELD	56.074	11:12:06.746	2	Yamaha R6
178	Paul BLOOMFIELD	55.107	11:13:01.853	3	Yamaha R6

Leader History

NO	NAME	FROM LAP	LAPS LED	DISTANCE	VEHICLE
178	Paul BLOOMFIELD	1	12	14.49 miles	Yamaha R6

BMCRC - MRO Championships 2024 - Rnd 7 @ Brands Hatch Indy

L&W/BMCRC Rookie 600 & Rookie 1000

RACE 13 - GRID (12 Laps)



ROW 8			22	122 James EGGINTON									
ROW 7		21	916 Adam FREWIN	1:00.336	20	379 Jack CROWLEY-MASON	58.173	19	153 Aaron HICKMOTT	56.597			
ROW 6		18	138 Paul COOMBS	56.436	17	60 Dean NEAL	56.182	16	40 James LORD	55.558			
ROW 5		15	888 Kirt ELLIOTT	55.427	14	13 Matthew BENTON	55.163	13	178 Paul BLOOMFIELD	55.107			
ROW 4													
ROW 3													
ROW 2		6	95 Jack DRISCOLL		5	29 Luke MORGAN	1:04.137	4	666 Nathan THOMPSON	58.786			
ROW 1					3	14 Alex YIANNI	57.455	2	85 Ben WOOD	57.082	1	87 Dan CHAMBERLAIN	56.884
												Pole	

These results are provisional until the conclusion of any judicial and technical matters.

Brands Hatch Indy: 1.2079 miles

Clerk Of Course:	Stewards:	Timekeeper: Richard Evans	
------------------	-----------	---------------------------	--

Results can be found at www.tsl-timing.com

Printed - 11:26 Sunday, 22 September 2024



BMCRC - MRO Championships 2024 - Rnd 7 @ Brands Hatch Indy

L&W/BMCRC Rookie 600 & Rookie 1000

RACE 13 - CLASSIFICATION

Race Distance: 12 Laps / 14.49 miles



POS	NO	CL	PIC	NAME	ENTRY	LAPS	TIME	GAP	DIFF	MPH	BEST	ON	GRD	↑↓
1	85	1000	1	Ben WOOD	Yamaha R1 -	12	10:22.246			83.86	50.848	11	2	1
2	87	1000	2	Dan CHAMBERLAIN	Suzuki GSXR 750 -	12	10:22.443	0.197	0.197	83.83	50.847	11	1	-1
3	14	1000	3	Alex YIANNI	BMW S1000 RR - Airpack 2000 Racing/Almig Compressors	12	10:38.511	16.265	16.068	81.72	51.706	2	3	0
4	178	600	1	Paul BLOOMFIELD	Yamaha R6 -	12	10:41.141	18.895	2.630	81.39	50.963	11	7	3
5	138	600	2	Paul COOMBS	Triumph 675R Daytona -	12	10:45.971	23.725	4.830	80.78	51.439	2	12	7
6	40	600	3	James LORD	Triumph Street Triple -	12	10:51.113	28.867	5.142	80.14	51.749	10	10	4
7	153	600	4	Aaron HICKMOTT	Kawasaki ZX6R - Me, Myself & I	12	10:52.423	30.177	1.310	79.98	51.710	12	13	6
8	122	600	5	James EGGINTON	Kawasaki ZX6R - Advance Computer Services - www.ACS.co	12	11:04.090	41.844	11.667	78.57	52.261	12	16	8
9	60	600	6	Dean NEAL	Kawasaki ZX6R 636 - Acute Civil Engineering Ltd	12	11:04.495	42.249	0.405	78.53	52.684	9	11	2
10	888	600	7	Kirt ELLIOTT	Yamaha R6 -	12	11:13.840	51.594	9.345	77.44	53.817	6	9	-1
11	666	1000	4	Nathan THOMPSON	Bmw S1000RR - Flirtz lap dancing club	11	10:34.181	1 Lap	1 Lap	75.42	54.965	10	4	-7
12	13	600	8	Matthew BENTON	Honda CBR600RR -	11	10:34.430	1 Lap	0.249	75.39	54.379	7	8	-4
13	29	1000	5	Luke MORGAN	Suzuki GSXR 750 -	11	10:41.749	1 Lap	7.319	74.53	57.442	9	5	-8

FASTEST LAP

87	1000	Dan CHAMBERLAIN	Suzuki GSXR 750 -	11	50.847	85.52 mph	137.63 kph
178	600	Paul BLOOMFIELD	Yamaha R6 -	11	50.963	85.32 mph	137.32 kph

Comments:

Class 1000 - 92.5% of Race Speed = 77.57 mph

Class 600 - 92.5% of Race Speed = 75.28 mph

Weather / Track : Cloudy / Dry

These results are provisional until the conclusion of any judicial and technical matters.

Date: 22/09/2024 Start: 14:43 Finish: 14:53

Brands Hatch Indy: 1.2079 miles

Clerk Of Course:	Stewards:	Timekeeper: Richard Evans	
------------------	-----------	---------------------------	--

Results can be found at www.tsl-timing.com

Printed - 14:54 Sunday, 22 September 2024



BMCRC - MRO Championships 2024 - Rnd 7 @ Brands Hatch Indy

L&W/BMCRC Rookie 600 & Rookie 1000

RACE 13 - LAP CHART

LAP 1 @ 14:44:23.687

NO	BEHIND	LAP TIME
85		56.481
87	0.191	56.672
14	0.743	57.224
29	6.739	1:03.220
666	10.860	1:07.341
178	19.198	1:15.679
138	19.895	1:16.376
40	20.285	1:16.766
888	21.236	1:17.717
153	21.386	1:17.867
60	21.642	1:18.123
122	21.651	1:18.132
13	23.202	1:19.683

LAP 2 @ 14:45:15.449

NO	BEHIND	LAP TIME
85		51.762
87	0.172	51.743
14	0.687	51.706
29	13.057	58.080
666	17.897	58.799
178	19.484	52.048
138	19.572	51.439
40	20.393	51.870
153	22.569	52.945
888	23.536	54.062
122	23.645	53.756
60	24.121	54.241
13	27.842	56.402

LAP 3 @ 14:46:07.206

NO	BEHIND	LAP TIME
85		51.757
87	0.249	51.834
14	1.321	52.391
138	19.287	51.472
29	19.302	58.002
178	19.812	52.085
40	21.310	52.674
153	23.615	52.803
666	24.128	57.988
122	25.250	53.362
60	26.250	53.886
888	26.303	54.524
13	31.573	55.488

LAP 4 @ 14:46:58.674

NO	BEHIND	LAP TIME
85		51.468
87	0.173	51.392
14	2.799	52.946
138	19.478	51.659
178	19.698	51.354
40	22.241	52.399
153	25.046	52.899
29	25.660	57.826
122	27.746	53.964
60	27.905	53.123
888	28.874	54.039
666	30.503	57.843
13	35.579	55.474

LAP 5 @ 14:47:50.039

NO	BEHIND	LAP TIME
85		51.365
87	0.232	51.424
14	4.558	53.124
178	19.678	51.345
138	19.964	51.851
40	23.085	52.209
153	25.702	52.021
60	30.268	53.728
122	30.282	53.901
29	32.462	58.167
888	32.502	54.993
666	35.908	56.770
13	39.694	55.480

LAP 6 @ 14:48:41.388

NO	BEHIND	LAP TIME
85		51.349
87	0.201	51.318
14	6.175	52.966
178	19.854	51.525
138	20.367	51.752
40	24.068	52.332
153	26.543	52.190
60	32.870	53.951
122	32.919	53.986
888	34.970	53.817
29	39.118	58.005
666	40.198	55.639
13	42.916	54.571

LAP 7 @ 14:49:32.735

NO	BEHIND	LAP TIME
85		51.347
87	0.152	51.298
14	7.435	52.607
178	19.588	51.081
138	20.696	51.676
40	25.030	52.309
153	27.298	52.102
122	34.319	52.747
60	34.485	52.962
888	37.563	53.940
666	45.378	56.527
29	45.661	57.890
13	45.948	54.379

LAP 8 @ 14:50:24.363

NO	BEHIND	LAP TIME
85		51.628
87	0.192	51.668
14	9.146	53.339
178	19.120	51.160
138	21.057	51.989
40	26.078	52.676
153	27.911	52.241
60	35.732	52.875
122	35.888	53.197
888	39.950	54.015
666	49.853	56.103
13	51.080	56.760

LAP 9 @ 14:51:15.906

NO	BEHIND	LAP TIME
85		51.543
29	1 Lap	57.603
87	0.142	51.493
14	10.502	52.899
178	18.712	51.135
138	21.428	51.914
40	26.670	52.135
153	28.405	52.037
60	36.873	52.684
122	37.018	52.673
888	42.924	54.517

LAP 10 @ 14:52:07.264

NO	BEHIND	LAP TIME
85		51.358
87	0.182	51.398
666	1 Lap	57.034
13	1 Lap	55.854
29	1 Lap	57.442
14	12.388	53.244
178	18.749	51.395
138	22.185	52.115
40	27.061	51.749
153	28.810	51.763
60	38.775	53.260
122	38.894	53.234
888	45.886	54.320

LAP 11 @ 14:52:58.112

NO	BEHIND	LAP TIME
85		50.848
87	0.181	50.847
666	1 Lap	54.965
13	1 Lap	55.035
29	1 Lap	57.957
14	14.664	53.124
178	18.864	50.963
138	23.266	51.929
40	28.174	51.961
153	29.807	51.845
60	40.690	52.763
122	40.923	52.877
888	49.116	54.078

LAP 12 @ 14:53:49.452

NO	BEHIND	LAP TIME
85		51.340
87	0.197	51.356
666	1 Lap	55.172
13	1 Lap	55.304
14	16.265	52.941
178	18.895	51.371
29	1 Lap	57.557
138	23.725	51.799
40	28.867	52.033
153	30.177	51.710
122	41.844	52.261
60	42.249	52.899
888	51.594	53.818

Weather / Track : Cloudy / Dry

Results can be found at www.tsl-timing.com

Brands Hatch Indy: 1.2079 miles
Date: 22/09/2024 Start: 14:43 Finish: 14:53

Printed - 14:55 Sunday, 22 September 2024

BMCRC - MRO Championships 2024 - Rnd 7 @ Brands Hatch Indy

L&W/BMCRC Rookie 600 & Rookie 1000

RACE 13 - POSITION CHART

No	Name	Lap													
		Pos	1	2	3	4	5	6	7	8	9	10	11	12	
87	CHAMBERLAIN	1	85	85	85	85	85	85	85	85	85	85	85	85	85
85	WOOD	2	87	87	87	87	87	87	87	87	87	87	87	87	87
14	YIANNI	3	14	14	14	14	14	14	14	14	14	14	14	14	14
666	THOMPSON	4	29	29	138	138	178	178	178	178	178	178	178	178	178
29	MORGAN	5	666	666	29	178	138	138	138	138	138	138	138	138	138
178	BLOOMFIELD	6	178	178	178	40	40	40	40	40	40	40	40	40	40
13	BENTON	7	138	138	40	153	153	153	153	153	153	153	153	153	153
888	ELLIOTT	8	40	40	153	29	60	60	122	60	60	60	60	60	122
40	LORD	9	888	153	666	122	122	122	60	122	122	122	122	60	60
60	NEAL	10	153	888	122	60	29	888	888	888	888	888	888	888	888
138	COOMBS	11	60	122	60	888	888	29	666	666	666	666	666	666	666
153	HICKMOTT	12	122	60	888	666	666	666	29	13	13	13	13	13	13
122	EGGINTON	13	13	13	13	13	13	13	29	29	29	29	29	29	29

BMCRC - MRO Championships 2024 - Rnd 7 @ Brands Hatch Indy

L&W/BMCRC Rookie 600 & Rookie 1000

RACE 13 - SECTOR ANALYSIS



SECTOR 1 = FL to I1, SECTOR 2 = I1 to FL, DIFF = Difference To Personal Best Lap, P = Crossed Finish Line in Pit Lane, D = Time Disallowed

P1 85 1000 Ben WOOD			Yamaha R1 -			
IDEAL LAP TIME : 50.848		BEST LAP TIME : 50.848		DIFFERENCE : 0.000		
LAP	SECTOR 1	SECTOR 2	LAP TIME	MPH	DIFF	TIME OF DAY
1 -		20.926	56.481	76.99	5.633	14:44:23.687
2 -	30.995	20.767	51.762	84.01	0.914	14:45:15.449
3 -	31.042	20.715	51.757	84.01	0.909	14:46:07.206
4 -	30.750	20.718	51.468	84.49	0.620	14:46:58.674
5 -	30.837	20.528	51.365	84.66	0.517	14:47:50.039
6 -	30.732	20.617	51.349	84.68	0.501	14:48:41.388
7 -	30.689	20.658	51.347 (3)	84.69	0.499	14:49:32.735
8 -	30.961	20.667	51.628	84.22	0.780	14:50:24.363
9 -	30.629	20.914	51.543	84.36	0.695	14:51:15.906
10 -	31.031	20.327	51.358	84.67	0.510	14:52:07.264
11 -	30.543	20.305	50.848 (1)	85.52		14:52:58.112
12 -	30.926	20.414	51.340 (2)	84.70	0.492	14:53:49.452

P2 87 1000 Dan CHAMBERLAIN			Suzuki GSXR 750 -			
IDEAL LAP TIME : 50.554		BEST LAP TIME : 50.847		DIFFERENCE : 0.293		
LAP	SECTOR 1	SECTOR 2	LAP TIME	MPH	DIFF	TIME OF DAY
1 -		20.920	56.672	76.73	5.825	14:44:23.878
2 -	30.995	20.748	51.743	84.04	0.896	14:45:15.621
3 -	31.007	20.827	51.834	83.89	0.987	14:46:07.455
4 -	30.666	20.726	51.392	84.61	0.545	14:46:58.847
5 -	30.843	20.581	51.424	84.56	0.577	14:47:50.271
6 -	30.705	20.613	51.318 (3)	84.73	0.471	14:48:41.589
7 -	30.688	20.610	51.298 (2)	84.77	0.451	14:49:32.887
8 -	30.936	20.732	51.668	84.16	0.821	14:50:24.555
9 -	30.665	20.828	51.493	84.45	0.646	14:51:16.048
10 -	31.446	19.952	51.398	84.60	0.551	14:52:07.446
11 -	30.602	20.245	50.847 (1)	85.52		14:52:58.293
12 -	31.058	20.298	51.356	84.67	0.509	14:53:49.649

P3 14 1000 Alex YIANNI			BMW S1000 RR - Airpack 2000 Racing/Almig Compressors			
IDEAL LAP TIME : 51.706		BEST LAP TIME : 51.706		DIFFERENCE : 0.000		
LAP	SECTOR 1	SECTOR 2	LAP TIME	MPH	DIFF	TIME OF DAY
1 -		20.547	57.224	75.99	5.518	14:44:24.430
2 -	31.542	20.164	51.706 (1)	84.10		14:45:16.136
3 -	31.774	20.617	52.391 (2)	83.00	0.685	14:46:08.527
4 -	32.155	20.791	52.946	82.13	1.240	14:47:01.473
5 -	32.272	20.852	53.124	81.85	1.418	14:47:54.597
6 -	32.258	20.708	52.966	82.10	1.260	14:48:47.563
7 -	31.747	20.860	52.607 (3)	82.66	0.901	14:49:40.170
8 -	32.520	20.819	53.339	81.52	1.633	14:50:33.509
9 -	32.180	20.719	52.899	82.20	1.193	14:51:26.408
10 -	32.285	20.959	53.244	81.67	1.538	14:52:19.652
11 -	32.217	20.907	53.124	81.85	1.418	14:53:12.776
12 -	32.292	20.649	52.941	82.14	1.235	14:54:05.717

BMCRC - MRO Championships 2024 - Rnd 7 @ Brands Hatch Indy

L&W/BMCRC Rookie 600 & Rookie 1000

RACE 13 - SECTOR ANALYSIS



SECTOR 1 = FL to I1, SECTOR 2 = I1 to FL, DIFF = Difference To Personal Best Lap, P = Crossed Finish Line in Pit Lane, D = Time Disallowed

P4 178 600 Paul BLOOMFIELD		Yamaha R6 -				
IDEAL LAP TIME : 50.900		BEST LAP TIME : 50.963				
		DIFFERENCE : 0.063				
LAP	SECTOR 1	SECTOR 2	LAP TIME	MPH	DIFF	TIME OF DAY
1 -		21.153	1:15.679	57.46	24.716	14:44:42.885
2 -	31.113	20.935	52.048	83.54	1.085	14:45:34.933
3 -	31.553	20.532	52.085	83.49	1.122	14:46:27.018
4 -	30.772	20.582	51.354	84.67	0.391	14:47:18.372
5 -	30.734	20.611	51.345	84.69	0.382	14:48:09.717
6 -	30.767	20.758	51.525	84.39	0.562	14:49:01.242
7 -	30.587	20.494	51.081 (2)	85.13	0.118	14:49:52.323
8 -	30.611	20.549	51.160	85.00	0.197	14:50:43.483
9 -	30.611	20.524	51.135 (3)	85.04	0.172	14:51:34.618
10 -	30.913	20.482	51.395	84.61	0.432	14:52:26.013
11 -	30.418	20.545	50.963 (1)	85.32		14:53:16.976
12 -	30.625	20.746	51.371	84.65	0.408	14:54:08.347

P5 138 600 Paul COOMBS		Triumph 675R Daytona -				
IDEAL LAP TIME : 51.322		BEST LAP TIME : 51.439				
		DIFFERENCE : 0.117				
LAP	SECTOR 1	SECTOR 2	LAP TIME	MPH	DIFF	TIME OF DAY
1 -		20.818	1:16.376	56.93	24.937	14:44:43.582
2 -	30.895	20.544	51.439 (1)	84.53		14:45:35.021
3 -	30.778	20.694	51.472 (2)	84.48	0.033	14:46:26.493
4 -	30.825	20.834	51.659 (3)	84.17	0.220	14:47:18.152
5 -	31.073	20.778	51.851	83.86	0.412	14:48:10.003
6 -	30.950	20.802	51.752	84.02	0.313	14:49:01.755
7 -	30.927	20.749	51.676	84.15	0.237	14:49:53.431
8 -	31.194	20.795	51.989	83.64	0.550	14:50:45.420
9 -	31.093	20.821	51.914	83.76	0.475	14:51:37.334
10 -	31.199	20.916	52.115	83.44	0.676	14:52:29.449
11 -	31.094	20.835	51.929	83.74	0.490	14:53:21.378
12 -	31.077	20.722	51.799	83.95	0.360	14:54:13.177

P6 40 600 James LORD		Triumph Street Triple -				
IDEAL LAP TIME : 51.552		BEST LAP TIME : 51.749				
		DIFFERENCE : 0.197				
LAP	SECTOR 1	SECTOR 2	LAP TIME	MPH	DIFF	TIME OF DAY
1 -		21.077	1:16.766	56.64	25.017	14:44:43.972
2 -	31.389	20.481	51.870 (2)	83.83	0.121	14:45:35.842
3 -	31.819	20.855	52.674	82.55	0.925	14:46:28.516
4 -	31.635	20.764	52.399	82.99	0.650	14:47:20.915
5 -	31.385	20.824	52.209	83.29	0.460	14:48:13.124
6 -	31.393	20.939	52.332	83.09	0.583	14:49:05.456
7 -	31.527	20.782	52.309	83.13	0.560	14:49:57.765
8 -	31.709	20.967	52.676	82.55	0.927	14:50:50.441
9 -	31.152	20.983	52.135	83.41	0.386	14:51:42.576
10 -	31.071	20.678	51.749 (1)	84.03		14:52:34.325
11 -	31.163	20.798	51.961 (3)	83.68	0.212	14:53:26.286
12 -	31.192	20.841	52.033	83.57	0.284	14:54:18.319

BMCRC - MRO Championships 2024 - Rnd 7 @ Brands Hatch Indy

L&W/BMCRC Rookie 600 & Rookie 1000

RACE 13 - SECTOR ANALYSIS



SECTOR 1 = FL to I1, SECTOR 2 = I1 to FL, DIFF = Difference To Personal Best Lap, P = Crossed Finish Line in Pit Lane, D = Time Disallowed

P7 153 600		Aaron HICKMOTT		Kawasaki ZX6R - Me, Myself & I			
IDEAL LAP TIME : 51.529		BEST LAP TIME : 51.710		DIFFERENCE : 0.181			
LAP	SECTOR 1	SECTOR 2	LAP TIME	MPH	DIFF	TIME OF DAY	
1 -		21.823	1:17.867	55.84	26.157	14:44:45.073	
2 -	31.843	21.102	52.945	82.13	1.235	14:45:38.018	
3 -	31.667	21.136	52.803	82.35	1.093	14:46:30.821	
4 -	31.474	21.425	52.899	82.20	1.189	14:47:23.720	
5 -	31.120	20.901	52.021	83.59	0.311	14:48:15.741	
6 -	31.066	21.124	52.190	83.32	0.480	14:49:07.931	
7 -	31.135	20.967	52.102	83.46	0.392	14:50:00.033	
8 -	31.285	20.956	52.241	83.24	0.531	14:50:52.274	
9 -	31.204	20.833	52.037	83.56	0.327	14:51:44.311	
10 -	30.962	20.801	51.763 (2)	84.00	0.053	14:52:36.074	
11 -	30.920	20.925	51.845 (3)	83.87	0.135	14:53:27.919	
12 -	30.728	20.982	51.710 (1)	84.09		14:54:19.629	

P8 122 600		James EGGINTON		Kawasaki ZX6R - Advance Computer Services - www.ACS.co.uk			
IDEAL LAP TIME : 52.261		BEST LAP TIME : 52.261		DIFFERENCE : 0.000			
LAP	SECTOR 1	SECTOR 2	LAP TIME	MPH	DIFF	TIME OF DAY	
1 -		21.500	1:18.132	55.65	25.871	14:44:45.338	
2 -	32.696	21.060	53.756	80.89	1.495	14:45:39.094	
3 -	31.959	21.403	53.362	81.49	1.101	14:46:32.456	
4 -	32.592	21.372	53.964	80.58	1.703	14:47:26.420	
5 -	32.696	21.205	53.901	80.67	1.640	14:48:20.321	
6 -	32.615	21.371	53.986	80.55	1.725	14:49:14.307	
7 -	31.578	21.169	52.747 (3)	82.44	0.486	14:50:07.054	
8 -	32.196	21.001	53.197	81.74	0.936	14:51:00.251	
9 -	31.847	20.826	52.673 (2)	82.55	0.412	14:51:52.924	
10 -	31.826	21.408	53.234	81.68	0.973	14:52:46.158	
11 -	31.993	20.884	52.877	82.23	0.616	14:53:39.035	
12 -	31.445	20.816	52.261 (1)	83.20		14:54:31.296	

P9 60 600		Dean NEAL		Kawasaki ZX6R 636 - Acute Civil Engineering Ltd			
IDEAL LAP TIME : 52.541		BEST LAP TIME : 52.684		DIFFERENCE : 0.143			
LAP	SECTOR 1	SECTOR 2	LAP TIME	MPH	DIFF	TIME OF DAY	
1 -		21.812	1:18.123	55.66	25.439	14:44:45.329	
2 -	32.924	21.317	54.241	80.17	1.557	14:45:39.570	
3 -	32.185	21.701	53.886	80.70	1.202	14:46:33.456	
4 -	31.901	21.222	53.123	81.85	0.439	14:47:26.579	
5 -	32.191	21.537	53.728	80.93	1.044	14:48:20.307	
6 -	32.466	21.485	53.951	80.60	1.267	14:49:14.258	
7 -	31.948	21.014	52.962	82.10	0.278	14:50:07.220	
8 -	31.758	21.117	52.875 (3)	82.24	0.191	14:51:00.095	
9 -	31.638	21.046	52.684 (1)	82.54		14:51:52.779	
10 -	31.743	21.517	53.260	81.64	0.576	14:52:46.039	
11 -	31.527	21.236	52.763 (2)	82.41	0.079	14:53:38.802	
12 -	31.864	21.035	52.899	82.20	0.215	14:54:31.701	

BMCRC - MRO Championships 2024 - Rnd 7 @ Brands Hatch Indy

L&W/BMCRC Rookie 600 & Rookie 1000

RACE 13 - SECTOR ANALYSIS



SECTOR 1 = FL to I1, SECTOR 2 = I1 to FL, DIFF = Difference To Personal Best Lap, P = Crossed Finish Line in Pit Lane, D = Time Disallowed

P10 888 600 Kirt ELLIOTT		Yamaha R6 -				
IDEAL LAP TIME : 53.773		BEST LAP TIME : 53.817		DIFFERENCE : 0.044		
LAP	SECTOR 1	SECTOR 2	LAP TIME	MPH	DIFF	TIME OF DAY
1 -		21.963	1:17.717	55.95	23.900	14:44:44.923
2 -	32.494	21.568	54.062	80.43	0.245	14:45:38.985
3 -	32.612	21.912	54.524	79.75	0.707	14:46:33.509
4 -	32.385	21.654	54.039	80.47	0.222	14:47:27.548
5 -	32.205	22.788	54.993	79.07	1.176	14:48:22.541
6 -	32.210	21.607	53.817 (1)	80.80		14:49:16.358
7 -	32.361	21.579	53.940 (3)	80.61	0.123	14:50:10.298
8 -	32.276	21.739	54.015	80.50	0.198	14:51:04.313
9 -	32.600	21.917	54.517	79.76	0.700	14:51:58.830
10 -	32.569	21.751	54.320	80.05	0.503	14:52:53.150
11 -	32.299	21.779	54.078	80.41	0.261	14:53:47.228
12 -	32.223	21.595	53.818 (2)	80.80	0.001	14:54:41.046

P11 666 1000 Nathan THOMPSON		Bmw S1000RR - Flirtz lap dancing club				
IDEAL LAP TIME : 54.884		BEST LAP TIME : 54.965		DIFFERENCE : 0.081		
LAP	SECTOR 1	SECTOR 2	LAP TIME	MPH	DIFF	TIME OF DAY
1 -		24.487	1:07.341	64.57	12.376	14:44:34.547
2 -	35.282	23.517	58.799	73.95	3.834	14:45:33.346
3 -	34.746	23.242	57.988	74.99	3.023	14:46:31.334
4 -	34.772	23.071	57.843	75.17	2.878	14:47:29.177
5 -	34.156	22.614	56.770	76.60	1.805	14:48:25.947
6 -	33.281	22.358	55.639 (3)	78.15	0.674	14:49:21.586
7 -	33.728	22.799	56.527	76.92	1.562	14:50:18.113
8 -	33.441	22.662	56.103	77.51	1.138	14:51:14.216
9 -	34.177	22.857	57.034	76.24	2.069	14:52:11.250
10 -	32.526	22.439	54.965 (1)	79.11		14:53:06.215
11 -	32.755	22.417	55.172 (2)	78.81	0.207	14:54:01.387

P12 13 600 Matthew BENTON		Honda CBR600RR -				
IDEAL LAP TIME : 54.379		BEST LAP TIME : 54.379		DIFFERENCE : 0.000		
LAP	SECTOR 1	SECTOR 2	LAP TIME	MPH	DIFF	TIME OF DAY
1 -		22.326	1:19.683	54.57	25.304	14:44:46.889
2 -	33.843	22.559	56.402	77.10	2.023	14:45:43.291
3 -	33.216	22.272	55.488	78.37	1.109	14:46:38.779
4 -	33.216	22.258	55.474	78.38	1.095	14:47:34.253
5 -	33.395	22.085	55.480	78.38	1.101	14:48:29.733
6 -	32.767	21.804	54.571 (2)	79.68	0.192	14:49:24.304
7 -	32.742	21.637	54.379 (1)	79.96		14:50:18.683
8 -	34.515	22.245	56.760	76.61	2.381	14:51:15.443
9 -	33.109	22.745	55.854	77.85	1.475	14:52:11.297
10 -	32.811	22.224	55.035 (3)	79.01	0.656	14:53:06.332
11 -	32.866	22.438	55.304	78.63	0.925	14:54:01.636

P13 29 1000 Luke MORGAN		Suzuki GSXR 750 -				
IDEAL LAP TIME : 57.411		BEST LAP TIME : 57.442		DIFFERENCE : 0.031		
LAP	SECTOR 1	SECTOR 2	LAP TIME	MPH	DIFF	TIME OF DAY
1 -		23.009	1:03.220	68.78	5.778	14:44:30.426
2 -	34.728	23.352	58.080	74.87	0.638	14:45:28.506
3 -	35.043	22.959	58.002	74.97	0.560	14:46:26.508
4 -	34.746	23.080	57.826	75.20	0.384	14:47:24.334
5 -	35.114	23.053	58.167	74.76	0.725	14:48:22.501
6 -	35.017	22.988	58.005	74.96	0.563	14:49:20.506
7 -	34.583	23.307	57.890	75.11	0.448	14:50:18.396
8 -	34.555	23.048	57.603 (3)	75.49	0.161	14:51:15.999
9 -	34.586	22.856	57.442 (1)	75.70		14:52:13.441
10 -	34.992	22.965	57.957	75.03	0.515	14:53:11.398
11 -	34.639	22.918	57.557 (2)	75.55	0.115	14:54:08.955

BMCRC - MRO Championships 2024 - Rnd 7 @ Brands Hatch Indy

L&W/BMCRC Rookie 600 & Rookie 1000

RACE 13 - BEST SECTORS

SECTOR 1			SECTOR 2			IDEAL / BEST COMPARISON						
POS	NO	NAME	TIME	NO	NAME	TIME	POS	NO	NAME	IDEAL	BEST	DIFF
									PERFECT LAP	50.370		
1	178	BLOOMFIELD	30.418	87	CHAMBERLAIN	19.952	1	87	CHAMBERLAIN	50.554	50.847	0.293
2	85	WOOD	30.543	14	YIANNI	20.164	2	85	WOOD	50.848	50.848	0.000
3	87	CHAMBERLAIN	30.602	85	WOOD	20.305	3	178	BLOOMFIELD	50.900	50.963	0.063
4	153	HICKMOTT	30.728	40	LORD	20.481	4	138	COOMBS	51.322	51.439	0.117
5	138	COOMBS	30.778	178	BLOOMFIELD	20.482	5	153	HICKMOTT	51.529	51.710	0.181
6	40	LORD	31.071	138	COOMBS	20.544	6	40	LORD	51.552	51.749	0.197
7	122	EGGINTON	31.445	153	HICKMOTT	20.801	7	14	YIANNI	51.706	51.706	0.000
8	60	NEAL	31.527	122	EGGINTON	20.816	8	122	EGGINTON	52.261	52.261	0.000
9	14	YIANNI	31.542	60	NEAL	21.014	9	60	NEAL	52.541	52.684	0.143
10	888	ELLIOTT	32.205	888	ELLIOTT	21.568	10	888	ELLIOTT	53.773	53.817	0.044
11	666	THOMPSON	32.526	13	BENTON	21.637	11	13	BENTON	54.379	54.379	0.000
12	13	BENTON	32.742	666	THOMPSON	22.358	12	666	THOMPSON	54.884	54.965	0.081
13	29	MORGAN	34.555	29	MORGAN	22.856	13	29	MORGAN	57.411	57.442	0.031

BMCRC - MRO Championships 2024 - Rnd 7 @ Brands Hatch Indy

L&W/BMCRC Rookie 600 & Rookie 1000

RACE 13 - STATISTICS

Competitors Started	13
Planned Start	2024-09-22 @ 14:51:00.000
Actual Start	2024-09-22 @ 14:43:27.205
Finish Time	2024-09-22 @ 14:53:49.451
Track Length	1.2079mi.
Total Laps	153
Total Distance Covered	184.8156mi.

Session Fastest Lap History

NO	CL	NAME	LAP TIME	TIME OF DAY	LAP	VEHICLE
85	1000	Ben WOOD	56.481	14:44:23.687	1	Yamaha R1
85	1000	Ben WOOD	51.762	14:45:15.449	2	Yamaha R1
87	1000	Dan CHAMBERLAIN	51.743	14:45:15.621	2	Suzuki GSXR 750
14	1000	Alex YIANNI	51.706	14:45:16.136	2	BMW S1000 RR
138	600	Paul COOMBS	51.439	14:45:35.021	2	Triumph 675R Daytona
87	1000	Dan CHAMBERLAIN	51.392	14:46:58.847	4	Suzuki GSXR 750
178	600	Paul BLOOMFIELD	51.354	14:47:18.372	4	Yamaha R6
178	600	Paul BLOOMFIELD	51.345	14:48:09.717	5	Yamaha R6
87	1000	Dan CHAMBERLAIN	51.318	14:48:41.589	6	Suzuki GSXR 750
87	1000	Dan CHAMBERLAIN	51.298	14:49:32.887	7	Suzuki GSXR 750
178	600	Paul BLOOMFIELD	51.081	14:49:52.323	7	Yamaha R6
85	1000	Ben WOOD	50.848	14:52:58.112	11	Yamaha R1
87	1000	Dan CHAMBERLAIN	50.847	14:52:58.293	11	Suzuki GSXR 750

Session Leader History

NO	CL	NAME	FROM LAP	LAPS LED	DISTANCE	VEHICLE
85	1000	Ben WOOD	1	12	14.49 miles	Yamaha R1

Flag History

TYPE	TIME OF DAY
GREEN	14:43:27.205
FINISH	14:53:49.451

Flag Statistics

TYPE	COUNT	TOTAL LAPS	TOTAL TIME
Green	1	12	11:21.031
Red	0	0	0.000
Safety Car	0	0	0.000
FCY	0	0	0.000

BMCRC - MRO Championships 2024 - Rnd 7 @ Brands Hatch Indy

L&W/BMCRC Rookie 600 & Rookie 1000

RACE 13 - STATISTICS

CLASS : 1000

5 Starters

Fastest Lap History

NO	NAME	LAP TIME	TIME OF DAY	LAP	VEHICLE
85	Ben WOOD	56.481	14:44:23.687	1	Yamaha R1
85	Ben WOOD	51.762	14:45:15.449	2	Yamaha R1
87	Dan CHAMBERLAIN	51.743	14:45:15.621	2	Suzuki GSXR 750
14	Alex YIANNI	51.706	14:45:16.136	2	BMW S1000 RR
85	Ben WOOD	51.468	14:46:58.674	4	Yamaha R1
87	Dan CHAMBERLAIN	51.392	14:46:58.847	4	Suzuki GSXR 750
85	Ben WOOD	51.365	14:47:50.039	5	Yamaha R1
85	Ben WOOD	51.349	14:48:41.388	6	Yamaha R1
87	Dan CHAMBERLAIN	51.318	14:48:41.589	6	Suzuki GSXR 750
87	Dan CHAMBERLAIN	51.298	14:49:32.887	7	Suzuki GSXR 750
85	Ben WOOD	50.848	14:52:58.112	11	Yamaha R1
87	Dan CHAMBERLAIN	50.847	14:52:58.293	11	Suzuki GSXR 750

Leader History

NO	NAME	FROM LAP	LAPS LED	DISTANCE	VEHICLE
85	Ben WOOD	1	12	14.49 miles	Yamaha R1

BMCRC - MRO Championships 2024 - Rnd 7 @ Brands Hatch Indy

L&W/BMCRC Rookie 600 & Rookie 1000

RACE 13 - STATISTICS

CLASS : 600

8 Starters

Fastest Lap History

NO	NAME	LAP TIME	TIME OF DAY	LAP	VEHICLE
178	Paul BLOOMFIELD	1:15.679	14:44:42.885	1	Yamaha R6
178	Paul BLOOMFIELD	52.048	14:45:34.933	2	Yamaha R6
138	Paul COOMBS	51.439	14:45:35.021	2	Triumph 675R Daytona
178	Paul BLOOMFIELD	51.354	14:47:18.372	4	Yamaha R6
178	Paul BLOOMFIELD	51.345	14:48:09.717	5	Yamaha R6
178	Paul BLOOMFIELD	51.081	14:49:52.323	7	Yamaha R6
178	Paul BLOOMFIELD	50.963	14:53:16.976	11	Yamaha R6

Leader History

NO	NAME	FROM LAP	LAPS LED	DISTANCE	VEHICLE
178	Paul BLOOMFIELD	1	2	2.41 miles	Yamaha R6
138	Paul COOMBS	3	2	2.41 miles	Triumph 675R Daytona
178	Paul BLOOMFIELD	5	8	9.66 miles	Yamaha R6



BMCRC F1 & F2 SIDECARS



BMCRC-MRO Championships - Round 7
Brands Hatch Indy
21st / 22nd September 2024



Timing & Results Provided by Timing Solutions Ltd

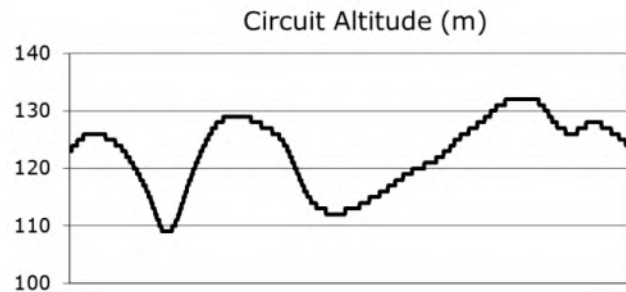
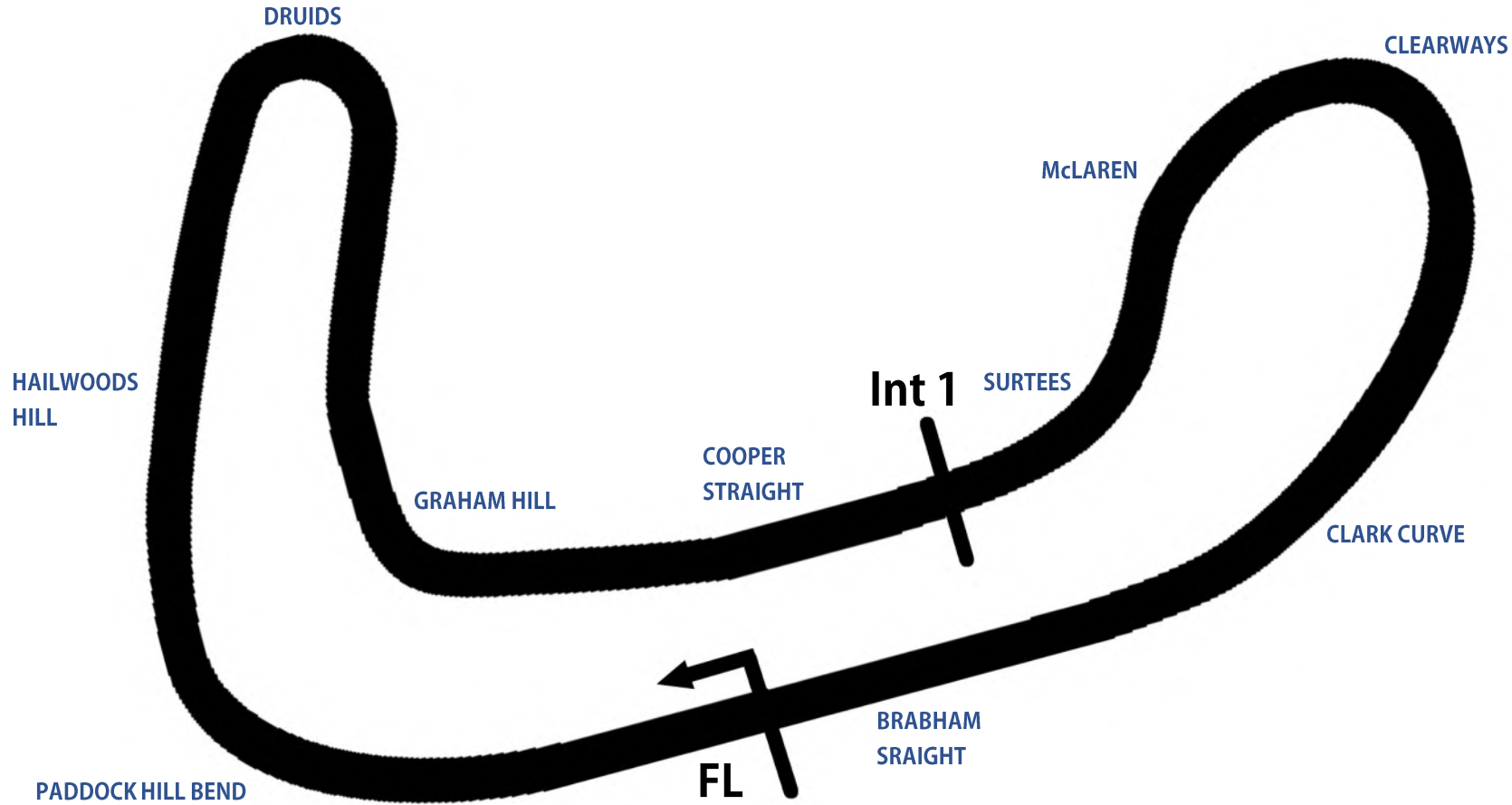
www.tsl-timing.com



BrandsHatch

Brands Hatch Indy Circuit

Fawkham, Longfield, Kent, UK



Length	1.2079 miles 1.944 km 1944.0 m		
FL		51.36032 N	0.26032 E
Int 1	1112m	51.35934 N	0.25955 E
Pit Entry	1669m	51.35911 N	0.25743 E
Pit Exit	0m after FL	51.36017 N	0.26051 E
Pit Entry - Pit Exit	251m, 18.1s @ 50kph, 15.0s @ 60kph		

BMCRC - MRO Championships 2024 - Rnd 7 @ Brands Hatch Indy

BMCRC F1 & F2 Sidecars

QUALIFYING - CLASSIFICATION



POS	NO	CL	PIC	NAME	ENTRY	TIME	ON	LAPS	GAP	DIFF	MPH
1	111	F1	1	CABLE / RICHARDSON	LCR Yamaha -	52.645	8	11			82.60
2	4	F1	2	PEACH / EDWARDS	LCR Sidecar - Lifesafety Motorsport	52.837	7	11	0.192	0.192	82.30
3	65	F1	3	FAIERS / FOX	Ryde Yamaha R6 - AWracing Ltd	53.548	9	10	0.903	0.711	81.20
4	27	F1	4	KIRBY / KIRBY	ARS Yamaha F600 - KRT	53.642	10	10	0.997	0.094	81.06
5	100	F1	5	HOLLAND / STEVENS	- WPS Racing	53.945	6	6	1.300	0.303	80.61
6	62	F1	6	WRIGHT / BAILEY	Ryde Yamah F998 - Stainless Steel Designs Ltd.	53.961	3	3	1.316	0.016	80.58
7	121	F1	7	LAWRENCE / MULDOON	LCR Yamaha - highfield transport, JHM autos	54.609	8	9	1.964	0.648	79.63
8	83	F2	1	BUCHANAN / EVANS	Lumley Kawasaki - Bull Inn Racing	54.759	5	8	2.114	0.150	79.41
9	38	F1	8	MOSS / HOPE	LCR R6 - LifeSafety Motorsport - CharlieMossRacing	55.409	2	2	2.764	0.650	78.48
10	33	F2	2	HEGARTY / LUDLOW	-	55.947	4	5	3.302	0.538	77.72
11	28	F2	3	COSTELLO / SMITH	LCR Kawasaki F2 - FROG PROPERTY DEVELOPMEN	56.120	10	10	3.475	0.173	77.48
12	666	F2	4	HANKS / KIRK	GLR Honda CBR600 - JHM racing / Greg Lambert Raci	56.916	6	10	4.271	0.796	76.40
13	146	F2	5	SAUNDERS / EASTELL	LCR Suzuki GSXR600 -	56.970	6	9	4.325	0.054	76.33
14	101	F1	9	WAKLEY / HILDIGE	LCR F1 -	57.127	2	9	4.482	0.157	76.12
15	14	F1	10	BURNS / FAIRHURST	Yamaha F1 - MRB Fencing Doncaster	57.987	5	10	5.342	0.860	74.99
16	167	F1	11	PETTMAN / MOSS	Baker Yamaha 1000 - Wesso Racing	1:04.511	3	9	11.866	6.524	67.40
17	7	F2	6	SMITH / SMITH	Ryde Honda CBR600 RR - TTSR Ltd			0			

Weather / Track : Bright / Dry

Date: 21/09/2024 Start: 09:27 Finish: 09:37

These results are provisional until the conclusion of any judicial and technical matters.

Brands Hatch Indy: 1.2079 miles

Clerk Of Course:

Stewards:

Timekeeper: Richard Evans



Results can be found at www.tsl-timing.com

Printed - 09:38 Saturday, 21 September 2024



BMCRC - MRO Championships 2024 - Rnd 7 @ Brands Hatch Indy

BMCRC F1 & F2 Sidecars

QUALIFYING - BEST SECTORS

SECTOR 1			SECTOR 2			IDEAL / BEST COMPARISON						
POS	NO	NAME	TIME	NO	NAME	TIME	POS	NO	NAME	IDEAL	BEST	DIFF
									PERFECT LAP	52.277		
1	111	CABLE / RICHARDSON	31.031	4	PEACH / EDWARDS	21.246	1	4	PEACH / EDWARDS	52.520	52.837	0.317
2	4	PEACH / EDWARDS	31.274	111	CABLE / RICHARDSON	21.610	2	111	CABLE / RICHARDSON	52.641	52.645	0.004
3	27	KIRBY / KIRBY	31.761	65	FAIERS / FOX	21.693	3	65	FAIERS / FOX	53.455	53.548	0.093
4	65	FAIERS / FOX	31.762	27	KIRBY / KIRBY	21.776	4	27	KIRBY / KIRBY	53.537	53.642	0.105
5	62	WRIGHT / BAILEY	31.767	121	LAWRENCE / MULDOON	21.792	5	62	WRIGHT / BAILEY	53.630	53.961	0.331
6	100	HOLLAND / STEVENS	32.003	62	WRIGHT / BAILEY	21.863	6	100	HOLLAND / STEVENS	53.945	53.945	0.000
7	83	BUCHANAN / EVANS	32.399	100	HOLLAND / STEVENS	21.942	7	121	LAWRENCE / MULDC	54.365	54.609	0.244
8	121	LAWRENCE / MULDOON	32.573	38	MOSS / HOPE	22.297	8	83	BUCHANAN / EVANS	54.759	54.759	0.000
9	33	HEGARTY / LUDLOW	32.934	83	BUCHANAN / EVANS	22.360	9	38	MOSS / HOPE	55.409	55.409	0.000
10	38	MOSS / HOPE	33.112	28	COSTELLO / SMITH	22.435	10	33	HEGARTY / LUDLOW	55.500	55.947	0.447
11	101	WAKLEY / HILDIGE	33.640	33	HEGARTY / LUDLOW	22.566	11	28	COSTELLO / SMITH	56.089	56.120	0.031
12	28	COSTELLO / SMITH	33.654	666	HANKS / KIRK	22.977	12	666	HANKS / KIRK	56.790	56.916	0.126
13	666	HANKS / KIRK	33.813	146	SAUNDERS / EASTELL	23.010	13	146	SAUNDERS / EASTEL	56.970	56.970	0.000
14	146	SAUNDERS / EASTELL	33.960	14	BURNS / FAIRHURST	23.121	14	101	WAKLEY / HILDIGE	57.050	57.127	0.077
15	14	BURNS / FAIRHURST	34.866	101	WAKLEY / HILDIGE	23.410	15	14	BURNS / FAIRHURST	57.987	57.987	0.000
16	167	PETTMAN / MOSS	38.405	167	PETTMAN / MOSS	25.495	16	167	PETTMAN / MOSS	1:03.900	1:04.511	0.611
17												

BMCRC - MRO Championships 2024 - Rnd 7 @ Brands Hatch Indy

BMCRC F1 & F2 Sidecars

QUALIFYING - SECTOR ANALYSIS



SECTOR 1 = FL to I1, SECTOR 2 = I1 to FL, DIFF = Difference To Personal Best Lap, P = Crossed Finish Line in Pit Lane, D = Time Disallowed

P1 111 F1		CABLE / RICHARDSON		LCR Yamaha -			
IDEAL LAP TIME : 52.641		BEST LAP TIME : 52.645		DIFFERENCE : 0.004			
LAP	SECTOR 1	SECTOR 2	LAP TIME	MPH	DIFF	TIME OF DAY	
1 -	33.820	23.101	56.921	76.39	4.276	09:29:05.345	
2 -	32.140	22.308	54.448	79.86	1.803	09:29:59.793	
3 -	31.573	22.134	53.707	80.96	1.062	09:30:53.500	
4 -	31.435	22.048	53.483	81.30	0.838	09:31:46.983	
5 -	32.485	21.747	54.232	80.18	1.587	09:32:41.215	
6 -	31.616	21.741	53.357	81.50	0.712	09:33:34.572	
7 -	31.031	21.786	52.817 (2)	82.33	0.172	09:34:27.389	
8 -	31.035	21.610	52.645 (1)	82.60		09:35:20.034	
9 -	31.035	21.893	52.928 (3)	82.16	0.283	09:36:12.962	
10 -	31.201	22.569	53.770	80.87	1.125	09:37:06.732	
11 -	31.573	22.302	53.875	80.71	1.230	09:38:00.607	

P2 4 F1		PEACH / EDWARDS		LCR Sidecar - Lifesafety Motorsport			
IDEAL LAP TIME : 52.520		BEST LAP TIME : 52.837		DIFFERENCE : 0.317			
LAP	SECTOR 1	SECTOR 2	LAP TIME	MPH	DIFF	TIME OF DAY	
1 -	38.068	22.796	1:00.864	71.44	8.027	09:29:08.901	
2 -	32.674	21.262	53.936	80.62	1.099	09:30:02.837	
3 -	31.629	21.783	53.412	81.41	0.575	09:30:56.249	
4 -	31.734	22.102	53.836	80.77	0.999	09:31:50.085	
5 -	31.476	22.078	53.554	81.20	0.717	09:32:43.639	
6 -	31.638	21.476	53.114	81.87	0.277	09:33:36.753	
7 -	31.449	21.388	52.837 (1)	82.30		09:34:29.590	
8 -	31.629	21.290	52.919 (2)	82.17	0.082	09:35:22.509	
9 -	31.274	21.811	53.085	81.91	0.248	09:36:15.594	
10 -	33.761	23.481	57.242	75.96	4.405	09:37:12.836	
11 -	31.823	21.246	53.069 (3)	81.94	0.232	09:38:05.905	

P3 65 F1		FAIERS / FOX		Ryde Yamaha R6 - AWracing ltd			
IDEAL LAP TIME : 53.455		BEST LAP TIME : 53.548		DIFFERENCE : 0.093			
LAP	SECTOR 1	SECTOR 2	LAP TIME	MPH	DIFF	TIME OF DAY	
1 -	34.230	22.749	56.979	76.31	3.431	09:28:59.680	
2 -	33.141	22.178	55.319	78.60	1.771	09:29:54.999	
3 -	32.365	22.339	54.704	79.49	1.156	09:30:49.703	
4 -	31.769	21.845	53.614 (2)	81.10	0.066	09:31:43.317	
5 -	34.224	21.788	56.012	77.63	2.464	09:32:39.329	
6 -	31.993	21.978	53.971	80.57	0.423	09:33:33.300	
7 -	32.239	22.445	54.684	79.52	1.136	09:34:27.984	
8 -	31.921	21.825	53.746	80.91	0.198	09:35:21.730	
9 -	31.762	21.786	53.548 (1)	81.20		09:36:15.278	
10 -	32.044	21.693	53.737 (3)	80.92	0.189	09:37:09.015	

P4 27 F1		KIRBY / KIRBY		ARS Yamaha F600 - KRT			
IDEAL LAP TIME : 53.537		BEST LAP TIME : 53.642		DIFFERENCE : 0.105			
LAP	SECTOR 1	SECTOR 2	LAP TIME	MPH	DIFF	TIME OF DAY	
1 -	35.082	23.227	58.309	74.57	4.667	09:29:27.036	
2 -	32.606	22.102	54.708	79.48	1.066	09:30:21.744	
3 -	33.328	21.965	55.293	78.64	1.651	09:31:17.037	
4 -	32.449	21.936	54.385	79.95	0.743	09:32:11.422	
5 -	32.799	22.472	55.271	78.67	1.629	09:33:06.693	
6 -	32.200	21.920	54.120	80.35	0.478	09:34:00.813	
7 -	31.993	23.118	55.111	78.90	1.469	09:34:55.924	
8 -	31.918	21.776	53.694 (2)	80.98	0.052	09:35:49.618	
9 -	32.136	21.938	54.074 (3)	80.41	0.432	09:36:43.692	
10 -	31.761	21.881	53.642 (1)	81.06		09:37:37.334	

BMCRC - MRO Championships 2024 - Rnd 7 @ Brands Hatch Indy

BMCRC F1 & F2 Sidecars

QUALIFYING - SECTOR ANALYSIS



SECTOR 1 = FL to I1, SECTOR 2 = I1 to FL, DIFF = Difference To Personal Best Lap, P = Crossed Finish Line in Pit Lane, D = Time Disallowed

P5 100 F1		HOLLAND / STEVENS		- WPS Racing			
IDEAL LAP TIME : 53.945		BEST LAP TIME : 53.945		DIFFERENCE : 0.000			
LAP	SECTOR 1	SECTOR 2	LAP TIME	MPH	DIFF	TIME OF DAY	
1 -	36.123	22.881	59.004	73.70	5.059	09:29:23.607	
2 -	32.856	23.069	55.925	77.75	1.980	09:30:19.532	
3 -	32.962	22.444	55.406 (3)	78.48	1.461	09:31:14.938	
4 -	33.228	22.770	55.998	77.65	2.053	09:32:10.936	
5 -	33.067	22.228	55.295 (2)	78.64	1.350	09:33:06.231	
6 -	32.003	21.942	53.945 (1)	80.61		09:34:00.176	

P6 62 F1		WRIGHT / BAILEY		Ryde Yamaha F998 - Stainless Steel Designs Ltd.			
IDEAL LAP TIME : 53.630		BEST LAP TIME : 53.961		DIFFERENCE : 0.331			
LAP	SECTOR 1	SECTOR 2	LAP TIME	MPH	DIFF	TIME OF DAY	
1 -	35.191	22.581	57.772 (3)	75.27	3.811	09:29:06.620	
2 -	32.896	22.113	55.009 (2)	79.05	1.048	09:30:01.629	
3 -	32.098	21.863	53.961 (1)	80.58		09:30:55.590	

P7 121 F1		LAWRENCE / MULDOON		LCR Yamaha - highfield transport, JHM autos			
IDEAL LAP TIME : 54.365		BEST LAP TIME : 54.609		DIFFERENCE : 0.244			
LAP	SECTOR 1	SECTOR 2	LAP TIME	MPH	DIFF	TIME OF DAY	
1 -	36.386	23.499	59.885	72.61	5.276	09:29:12.150	
2 -	33.970	23.233	57.203	76.02	2.594	09:30:09.353	
3 -	34.178	22.416	56.594	76.83	1.985	09:31:05.947	
4 -	33.359	22.593	55.952	77.72	1.343	09:32:01.899	
5 -	32.805	22.639	55.444	78.43	0.835	09:32:57.343	
6 -	33.297	22.358	55.655	78.13	1.046	09:33:52.998	
7 -	33.476	21.792	55.268 (3)	78.68	0.659	09:34:48.266	
8 -	32.769	21.840	54.609 (1)	79.63		09:35:42.875	
9 -	32.573	22.146	54.719 (2)	79.47	0.110	09:36:37.594	

P8 83 F2		BUCHANAN / EVANS		Lumley Kawasaki - Bull Inn Racing			
IDEAL LAP TIME : 54.759		BEST LAP TIME : 54.759		DIFFERENCE : 0.000			
LAP	SECTOR 1	SECTOR 2	LAP TIME	MPH	DIFF	TIME OF DAY	
1 -	38.462	23.892	1:02.354	69.74	7.595	09:29:10.809	
2 -	34.012	22.887	56.899	76.42	2.140	09:30:07.708	
3 -	32.987	22.667	55.654	78.13	0.895	09:31:03.362	
4 -	32.633	22.412	55.045 (3)	79.00	0.286	09:31:58.407	
5 -	32.399	22.360	54.759 (1)	79.41		09:32:53.166	
6 -	32.542	23.651	56.193	77.38	1.434	09:33:49.359	
7 -	32.420	22.510	54.930 (2)	79.16	0.171	09:34:44.289	
8 -	32.661	22.452	55.113	78.90	0.354	09:35:39.402	

P9 38 F1		MOSS / HOPE		LCR R6 - LifeSafety Motorsport - CharlieMossRacing			
IDEAL LAP TIME : 55.409		BEST LAP TIME : 55.409		DIFFERENCE : 0.000			
LAP	SECTOR 1	SECTOR 2	LAP TIME	MPH	DIFF	TIME OF DAY	
1 -	36.062	22.865	58.927 (2)	73.79	3.518	09:29:08.723	
2 -	33.112	22.297	55.409 (1)	78.48		09:30:04.132	

P10 33 F2		HEGARTY / LUDLOW		-			
IDEAL LAP TIME : 55.500		BEST LAP TIME : 55.947		DIFFERENCE : 0.447			
LAP	SECTOR 1	SECTOR 2	LAP TIME	MPH	DIFF	TIME OF DAY	
1 -	35.951	23.626	59.577	72.99	3.630	09:29:20.969	
2 -	33.829	23.980	57.809	75.22	1.862	09:30:18.778	
3 -	33.443	22.566	56.009 (2)	77.64	0.062	09:31:14.787	
4 -	32.993	22.954	55.947 (1)	77.72		09:32:10.734	
5 -	32.934	23.371	56.305 (3)	77.23	0.358	09:33:07.039	

BMCRC - MRO Championships 2024 - Rnd 7 @ Brands Hatch Indy

BMCRC F1 & F2 Sidecars

QUALIFYING - SECTOR ANALYSIS



SECTOR 1 = FL to I1, SECTOR 2 = I1 to FL, DIFF = Difference To Personal Best Lap, P = Crossed Finish Line in Pit Lane, D = Time Disallowed

P11 28 F2 COSTELLO / SMITH		LCR Kawasaki F2 - FROG PROPERTY DEVELOPMENTS LTD				
IDEAL LAP TIME : 56.089		BEST LAP TIME : 56.120		DIFFERENCE : 0.031		
LAP	SECTOR 1	SECTOR 2	LAP TIME	MPH	DIFF	TIME OF DAY
1 -	36.435	23.591	1:00.026	72.44	3.906	09:29:30.233
2 -	34.974	23.430	58.404	74.45	2.284	09:30:28.637
3 -	34.566	23.056	57.622	75.46	1.502	09:31:26.259
4 -	34.439	22.943	57.382	75.78	1.262	09:32:23.641
5 -	34.000	22.693	56.693	76.70	0.573	09:33:20.334
6 -	33.741	22.788	56.529 (3)	76.92	0.409	09:34:16.863
7 -	33.654	22.549	56.203 (2)	77.37	0.083	09:35:13.066
8 -	34.478	22.814	57.292	75.90	1.172	09:36:10.358
9 -	33.874	23.320	57.194	76.03	1.074	09:37:07.552
10 -	33.685	22.435	56.120 (1)	77.48		09:38:03.672

P12 666 F2 HANKS / KIRK		GLR Honda CBR600 - JHM racing / Greg Lambert Racing				
IDEAL LAP TIME : 56.790		BEST LAP TIME : 56.916		DIFFERENCE : 0.126		
LAP	SECTOR 1	SECTOR 2	LAP TIME	MPH	DIFF	TIME OF DAY
1 -	38.072	24.176	1:02.248	69.85	5.332	09:29:21.088
2 -	35.067	23.380	58.447	74.40	1.531	09:30:19.535
3 -	35.911	23.600	59.511	73.07	2.595	09:31:19.046
4 -	35.040	23.388	58.428	74.42	1.512	09:32:17.474
5 -	34.692	22.977	57.669	75.40	0.753	09:33:15.143
6 -	33.920	22.996	56.916 (1)	76.40		09:34:12.059
7 -	33.939	23.265	57.204	76.01	0.288	09:35:09.263
8 -	33.813	23.159	56.972 (2)	76.32	0.056	09:36:06.235
9 -	35.304	23.237	58.541	74.28	1.625	09:37:04.776
10 -	33.898	23.080	56.978 (3)	76.32	0.062	09:38:01.754

P13 146 F2 SAUNDERS / EASTELL		LCR Suzuki GSXR600 -				
IDEAL LAP TIME : 56.970		BEST LAP TIME : 56.970		DIFFERENCE : 0.000		
LAP	SECTOR 1	SECTOR 2	LAP TIME	MPH	DIFF	TIME OF DAY
1 -	36.324	24.687	1:01.011	71.27	4.041	09:29:16.330
2 -	35.299	24.335	59.634	72.92	2.664	09:30:15.964
3 -	34.632	24.098	58.730 (3)	74.04	1.760	09:31:14.694
4 -	34.965	23.896	58.861	73.87	1.891	09:32:13.555
5 -	36.067	23.312	59.379	73.23	2.409	09:33:12.934
6 -	33.960	23.010	56.970 (1)	76.33		09:34:09.904
7 -	34.524	IN PIT	2:19.873 P	31.08	1:22.903	09:36:29.777
8 -	OUTLAP	23.738	1:01.252	70.99	4.282	09:37:31.029
9 -	34.120	23.323	57.443 (2)	75.70	0.473	09:38:28.472

P14 101 F1 WAKLEY / HILDIGE		LCR F1 -				
IDEAL LAP TIME : 57.050		BEST LAP TIME : 57.127		DIFFERENCE : 0.077		
LAP	SECTOR 1	SECTOR 2	LAP TIME	MPH	DIFF	TIME OF DAY
1 -	35.486	23.703	59.189	73.46	2.062	09:29:17.895
2 -	33.717	23.410	57.127 (1)	76.12		09:30:15.022
3 -	34.223	23.597	57.820 (3)	75.20	0.693	09:31:12.842
4 -	34.222	23.604	57.826	75.20	0.699	09:32:10.668
5 -	34.755	23.499	58.254	74.64	1.127	09:33:08.922
6 -	33.640	24.083	57.723 (2)	75.33	0.596	09:34:06.645
7 -	35.054	23.906	58.960	73.75	1.833	09:35:05.605
8 -	34.004	24.569	58.573	74.24	1.446	09:36:04.178
9 -	34.119	24.381	58.500	74.33	1.373	09:37:02.678

BMCRC - MRO Championships 2024 - Rnd 7 @ Brands Hatch Indy

BMCRC F1 & F2 Sidecars

QUALIFYING - SECTOR ANALYSIS



SECTOR 1 = FL to I1, SECTOR 2 = I1 to FL, DIFF = Difference To Personal Best Lap, P = Crossed Finish Line in Pit Lane, D = Time Disallowed

P15 14 F1		BURNS / FAIRHURST		Yamaha F1 - MRB Fencing Doncaster			
IDEAL LAP TIME : 57.987		BEST LAP TIME : 57.987		DIFFERENCE : 0.000			
LAP	SECTOR 1	SECTOR 2	LAP TIME	MPH	DIFF	TIME OF DAY	
1 -	37.734	24.096	1:01.830	70.33	3.843	09:29:22.208	
2 -	35.459	23.512	58.971	73.74	0.984	09:30:21.179	
3 -	35.130	23.274	58.404	74.45	0.417	09:31:19.583	
4 -	34.986	23.337	58.323 (3)	74.56	0.336	09:32:17.906	
5 -	34.866	23.121	57.987 (1)	74.99		09:33:15.893	
6 -	34.908	23.288	58.196 (2)	74.72	0.209	09:34:14.089	
7 -	35.336	23.262	58.598	74.21	0.611	09:35:12.687	
8 -	36.702	24.014	1:00.716	71.62	2.729	09:36:13.403	
9 -	36.428	23.962	1:00.390	72.00	2.403	09:37:13.793	
10 -	36.703	24.013	1:00.716	71.62	2.729	09:38:14.509	

P16 167 F1		PETTMAN / MOSS		Baker Yamaha 1000 - Wesso Racing			
IDEAL LAP TIME : 1:03.900		BEST LAP TIME : 1:04.511		DIFFERENCE : 0.611			
LAP	SECTOR 1	SECTOR 2	LAP TIME	MPH	DIFF	TIME OF DAY	
1 -	41.433	26.533	1:07.966	63.98	3.455	09:29:30.454	
2 -	39.402	26.115	1:05.517	66.37	1.006	09:30:35.971	
3 -	38.405	26.106	1:04.511 (1)	67.40		09:31:40.482	
4 -	39.798	26.229	1:06.027	65.86	1.516	09:32:46.509	
5 -	38.419	26.679	1:05.098	66.80	0.587	09:33:51.607	
6 -	39.278	26.326	1:05.604	66.28	1.093	09:34:57.211	
7 -	39.800	26.034	1:05.834	66.05	1.323	09:36:03.045	
8 -	38.594	26.326	1:04.920 (3)	66.98	0.409	09:37:07.965	
9 -	39.127	25.495	1:04.622 (2)	67.29	0.111	09:38:12.587	

BMCRC - MRO Championships 2024 - Rnd 7 @ Brands Hatch Indy

BMCRC F1 & F2 Sidecars

QUALIFYING - STATISTICS

Competitors Started	17
Planned Start	2024-09-21 @ 09:30:00.000
Actual Start	2024-09-21 @ 09:27:36.410
Finish Time	2024-09-21 @ 09:37:34.456
Track Length	1.2079mi.
Total Laps	132
Total Distance Covered	159.4488mi.

Session Fastest Lap History

NO	CL	NAME	LAP TIME	TIME OF DAY	LAP	VEHICLE
65	F1	FAIERS / FOX	56.979	09:28:59.680	1	Ryde Yamaha R6
111	F1	CABLE / RICHARDSON	56.921	09:29:05.345	1	LCR Yamaha
65	F1	FAIERS / FOX	55.319	09:29:54.999	2	Ryde Yamaha R6
111	F1	CABLE / RICHARDSON	54.448	09:29:59.793	2	LCR Yamaha
4	F1	PEACH / EDWARDS	53.936	09:30:02.837	2	LCR Sidecar
111	F1	CABLE / RICHARDSON	53.707	09:30:53.500	3	LCR Yamaha
4	F1	PEACH / EDWARDS	53.412	09:30:56.249	3	LCR Sidecar
111	F1	CABLE / RICHARDSON	53.357	09:33:34.572	6	LCR Yamaha
4	F1	PEACH / EDWARDS	53.114	09:33:36.753	6	LCR Sidecar
111	F1	CABLE / RICHARDSON	52.817	09:34:27.389	7	LCR Yamaha
111	F1	CABLE / RICHARDSON	52.645	09:35:20.034	8	LCR Yamaha

Flag History

TYPE	TIME OF DAY
GREEN	09:27:36.410
FINISH	09:37:34.456

Flag Statistics

TYPE	COUNT	TOTAL LAPS	TOTAL TIME
Green	1	11	10:59.293
Red	0	0	0.000
Safety Car	0	0	0.000
FCY	0	0	0.000

BMCRC - MRO Championships 2024 - Rnd 7 @ Brands Hatch Indy

BMCRC F1 & F2 Sidecars

QUALIFYING - STATISTICS

CLASS : F1

11 Starters

Fastest Lap History

NO	NAME	LAP TIME	TIME OF DAY	LAP	VEHICLE
65	FAIERS / FOX	56.979	09:28:59.680	1	Ryde Yamaha R6
111	CABLE / RICHARDSON	56.921	09:29:05.345	1	LCR Yamaha
65	FAIERS / FOX	55.319	09:29:54.999	2	Ryde Yamaha R6
111	CABLE / RICHARDSON	54.448	09:29:59.793	2	LCR Yamaha
4	PEACH / EDWARDS	53.936	09:30:02.837	2	LCR Sidecar
111	CABLE / RICHARDSON	53.707	09:30:53.500	3	LCR Yamaha
4	PEACH / EDWARDS	53.412	09:30:56.249	3	LCR Sidecar
111	CABLE / RICHARDSON	53.357	09:33:34.572	6	LCR Yamaha
4	PEACH / EDWARDS	53.114	09:33:36.753	6	LCR Sidecar
111	CABLE / RICHARDSON	52.817	09:34:27.389	7	LCR Yamaha
111	CABLE / RICHARDSON	52.645	09:35:20.034	8	LCR Yamaha

BMCRC - MRO Championships 2024 - Rnd 7 @ Brands Hatch Indy

BMCRC F1 & F2 Sidecars

QUALIFYING - STATISTICS

CLASS : F2

6 Starters

Fastest Lap History

NO	NAME	LAP TIME	TIME OF DAY	LAP	VEHICLE
83	BUCHANAN / EVANS	1:02.354	09:29:10.809	1	Lumley Kawasaki
146	SAUNDERS / EASTELL	1:01.011	09:29:16.330	1	LCR Suzuki GSXR600
33	HEGARTY / LUDLOW	59.577	09:29:20.969	1	
83	BUCHANAN / EVANS	56.899	09:30:07.708	2	Lumley Kawasaki
83	BUCHANAN / EVANS	55.654	09:31:03.362	3	Lumley Kawasaki
83	BUCHANAN / EVANS	55.045	09:31:58.407	4	Lumley Kawasaki
83	BUCHANAN / EVANS	54.759	09:32:53.166	5	Lumley Kawasaki

BMCRC - MRO Championships 2024 - Rnd 7 @ Brands Hatch Indy

BMCRC F1 & F2 Sidecars

RACE 4 - GRID (9 Laps)



ROW 9	27	GRAHAM / BAKER	26		25	7 SMITH / SMITH
ROW 8	24	1:04.511 167 PETTMAN / MOSS	23		22	57.987 14 BURNS / FAIRHURST
ROW 7	21	57.127 101 WAKLEY / HILDIGE	20		19	56.970 146 SAUNDERS / EASTELL
ROW 6	18	56.916 666 HANKS / KIRK	17		16	56.120 28 COSTELLO / SMITH
ROW 5	15	55.947 33 HEGARTY / LUDLOW	14		13	55.409 38 MOSS / HOPE
ROW 4	12	54.759 83 BUCHANAN / EVANS	11		10	54.609 121 LAWRENCE / MULDOON
ROW 3	9	53.961 62 WRIGHT / BAILEY	8		7	53.945 100 HOLLAND / STEVENS
ROW 2	6	53.642 27 KIRBY / KIRBY	5		4	53.548 65 FAIERS / FOX
ROW 1	3	52.837 4 PEACH / EDWARDS	2		1	52.645 111 CABLE / RICHARDSON Pole

These results are provisional until the conclusion of any judicial and technical matters.

Brands Hatch Indy: 1.2079 miles

Clerk Of Course:	Stewards:	Timekeeper: Richard Evans	
------------------	-----------	---------------------------	--

Results can be found at www.tsl-timing.com

Printed - 09:40 Saturday, 21 September 2024



BMCRC - MRO Championships 2024 - Rnd 7 @ Brands Hatch Indy

BMCRC F1 & F2 Sidecars

RACE 4 - CLASSIFICATION

Race Distance: 9 Laps / 10.87 miles



POS	NO	CL	PIC	NAME	ENTRY	LAPS	TIME	GAP	DIFF	MPH	BEST	ON	GRD	↑↓
1	111	F1	1	CABLE / RICHARDSON	LCR Yamaha -	9	7:57.908			81.89	52.050	7	1	0
2	4	F1	2	PEACH / EDWARDS	LCR Sidecar - Lifesafety Motorsport	9	8:01.075	3.167	3.167	81.35	52.351	9	2	0
3	27	F1	3	KIRBY / KIRBY	ARS Yamaha F600 - KRT	9	8:08.316	10.408	7.241	80.14	52.935	4	4	1
4	62	F1	4	WRIGHT / BAILEY	Ryde Yamaha F998 - Stainless Steel Designs Ltd.	9	8:10.385	12.477	2.069	79.80	53.026	6	6	2
5	65	F1	5	FAIERS / FOX	Ryde Yamaha R6 - AW Racing Ltd	9	8:10.922	13.014	0.537	79.72	52.924	6	3	-2
6	100	F1	6	HOLLAND / STEVENS	- WPS Racing	9	8:11.940	14.032	1.018	79.55	53.088	4	5	-1
7	83	F2	1	BUCHANAN / EVANS	Lumley Kawasaki - Bull Inn Racing	9	8:18.483	20.575	6.543	78.51	54.208	6	8	1
8	28	F2	2	COSTELLO / SMITH	LCR Honda F2 - FHO Racing / Sterling Assessments	9	8:33.145	35.237	14.662	76.26	55.669	3	11	3
9	101	F1	7	WAKLEY / HILDIGE	LCR F1 -	9	8:40.034	42.126	6.889	75.25	55.996	4	14	5
10	666	F2	3	HANKS / KIRK	GLR Honda CBR600 - JHM racing / Greg Lambert Racing	9	8:42.903	44.995	2.869	74.84	56.842	9	12	2
11	146	F2	4	SAUNDERS / EASTELL	LCR Suzuki GSXR600 -	9	8:45.994	48.086	3.091	74.40	57.144	3	13	2
12	7	F2	5	SMITH / SMITH	Ryde Honda CBR600 RR - TTSR Ltd	9	8:46.547	48.639	0.553	74.32	56.817	3	17	5
13	14	F1	8	BURNS / FAIRHURST	Yamaha F1 - MRB Fencing Doncaster	9	8:50.523	52.615	3.976	73.77	57.338	3	15	2
14	167	F1	9	PETTMAN / MOSS	Baker Yamaha 1000 - Wesso Racing	8	8:33.624	1 Lap	1 Lap	67.73	1:02.323	4	16	2

NOT CLASSIFIED

DNF	121	F1		LAWRENCE / MULDOON	LCR Yamaha - highfield transport, JHM autos	6	5:40.244	3 Laps	2 Laps	76.68	54.519	6	7	
DNF	33	F2		HEGARTY / LUDLOW	-	5	4:45.671	4 Laps	1 Lap	76.11	54.715	5	10	

FASTEST LAP

111	F1			CABLE / RICHARDSON	LCR Yamaha -	7	52.050			83.54 mph				134.45 kph
83	F2			BUCHANAN / EVANS	Lumley Kawasaki - Bull Inn Racing	6	54.208			80.22 mph				129.10 kph

Comments:

Class F1 - 92.5% of Race Speed = 75.74 mph

Class F2 - 92.5% of Race Speed = 72.62 mph

Weather / Track : Bright / Dry

These results are provisional until the conclusion of any judicial and technical matters.

Date: 21/09/2024 Start: 12:08 Finish: 12:16

Brands Hatch Indy: 1.2079 miles

Clerk Of Course:	Stewards:	Timekeeper: Richard Evans	
------------------	-----------	---------------------------	--

Results can be found at www.tsl-timing.com

Printed - 12:17 Saturday, 21 September 2024



BMCRC - MRO Championships 2024 - Rnd 7 @ Brands Hatch Indy

BMCRC F1 & F2 Sidecars

RACE 4 - LAP CHART

LAP 1 @ 12:09:11.487

NO	BEHIND	LAP TIME
111		58.394
4	0.727	59.121
27	1.376	59.770
65	2.439	1:00.833
62	2.653	1:01.047
100	3.524	1:01.918
83	4.154	1:02.548
666	4.814	1:03.208
28	5.010	1:03.404
33	5.546	1:03.940
121	5.664	1:04.058
146	6.579	1:04.973
14	7.515	1:05.909
101	7.988	1:06.382
7	8.254	1:06.648
167	12.960	1:11.354

LAP 2 @ 12:10:04.693

NO	BEHIND	LAP TIME
111		53.206
4	0.494	52.973
27	1.235	53.065
62	2.903	53.456
65	3.417	54.184
100	4.262	53.944
83	5.796	54.848
28	7.570	55.766
121	8.635	56.177
33	8.640	56.300
666	10.013	58.405
146	10.809	57.436
14	11.828	57.519
101	12.702	57.920
7	13.617	58.569
167	22.861	1:03.107

LAP 3 @ 12:10:57.234

NO	BEHIND	LAP TIME
111		52.541
4	0.634	52.681
27	1.821	53.127
62	4.022	53.660
65	4.403	53.527
100	4.890	53.169
83	7.956	54.701
28	10.698	55.669
33	11.468	55.369
121	11.513	55.419
666	14.749	57.277
146	15.412	57.144
14	16.625	57.338
101	17.012	56.851
7	17.893	56.817
167	32.818	1:02.498

LAP 4 @ 12:11:49.747

NO	BEHIND	LAP TIME
111		52.513
4	0.545	52.424
27	2.243	52.935
62	4.703	53.194

100	5.465	53.088
65	6.096	54.206
83	9.760	54.317
28	14.019	55.834
33	14.302	55.347
121	14.421	55.421
666	19.655	57.419
146	20.289	57.390
101	20.495	55.996
14	22.247	58.135
7	22.670	57.290
167	42.628	1:02.323

LAP 5 @ 12:12:42.161

NO	BEHIND	LAP TIME
111		52.414
4	0.981	52.850
27	3.356	53.527
62	6.051	53.762
100	6.473	53.422
65	7.198	53.516
83	11.874	54.528
33	16.603	54.715
121	16.657	54.650
28	17.487	55.882
666	24.424	57.183
101	25.294	57.213
146	25.791	57.916
14	27.475	57.642
7	28.001	57.745

LAP 6 @ 12:13:34.476

NO	BEHIND	LAP TIME
111		52.315
167	1 Lap	1:02.420
4	1.118	52.452
27	4.393	53.352
62	6.762	53.026
65	7.807	52.924
100	7.955	53.797
83	13.767	54.208
121	18.861	54.519
28	21.147	55.975
101	29.431	56.452
666	29.879	57.770
146	30.858	57.382
14	32.546	57.386
7	32.771	57.085

LAP 7 @ 12:14:26.526

NO	BEHIND	LAP TIME
111		52.050
4	2.529	53.461
27	6.672	54.329
62	9.255	54.543
65	9.804	54.047
100	10.535	54.630
167	1 Lap	1:03.893
83	16.188	54.471
28	25.563	56.466
101	33.648	56.267
666	35.313	57.484
146	36.656	57.848
7	38.800	58.079

14	39.504	59.008
----	--------	--------

LAP 8 @ 12:15:18.866

NO	BEHIND	LAP TIME
111		52.340
4	2.951	52.762
27	7.924	53.592
62	10.812	53.897
65	11.192	53.728
100	11.693	53.498
83	18.320	54.472
167	1 Lap	1:05.447
28	29.571	56.348
101	37.552	56.244
666	40.288	57.315
146	42.143	57.827
7	43.529	57.069
14	46.098	58.934

LAP 9 @ 12:16:11.001

NO	BEHIND	LAP TIME
111		52.135
4	3.167	52.351
27	10.408	54.619
62	12.477	53.800
65	13.014	53.957
100	14.032	54.474
83	20.575	54.390
28	35.237	57.801
167	1 Lap	1:02.582
101	42.126	56.709
666	44.995	56.842
146	48.086	58.078
7	48.639	57.245
14	52.615	58.652

BMCRC - MRO Championships 2024 - Rnd 7 @ Brands Hatch Indy

BMCRC F1 & F2 Sidecars

RACE 4 - POSITION CHART

No	Name	Lap										
		Pos	1	2	3	4	5	6	7	8	9	
111	CABLE / RICHARDSON	1	111	111	111	111	111	111	111	111	111	111
4	PEACH / EDWARDS	2	4	4	4	4	4	4	4	4	4	4
65	FAIERS / FOX	3	27	27	27	27	27	27	27	27	27	27
27	KIRBY / KIRBY	4	65	62	62	62	62	62	62	62	62	62
100	HOLLAND / STEVENS	5	62	65	65	100	100	65	65	65	65	65
62	WRIGHT / BAILEY	6	100	100	100	65	65	100	100	100	100	100
121	LAWRENCE / MULDOON	7	83	83	83	83	83	83	83	83	83	83
83	BUCHANAN / EVANS	8	666	28	28	28	33	121	28	28	28	28
33	HEGARTY / LUDLOW	9	28	121	33	33	121	28	101	101	101	101
28	COSTELLO / SMITH	10	33	33	121	121	28	101	666	666	666	666
666	HANKS / KIRK	11	121	666	666	666	666	666	146	146	146	146
146	SAUNDERS / EASTELL	12	146	146	146	146	101	146	7	7	7	7
101	WAKLEY / HILDIGE	13	14	14	14	101	146	14	14	14	14	14
14	BURNS / FAIRHURST	14	101	101	101	14	14	7	167	167	167	167
167	PETTMAN / MOSS	15	7	7	7	7	7	167				
7	SMITH / SMITH	16	167	167	167	167	167					

BMCRC - MRO Championships 2024 - Rnd 7 @ Brands Hatch Indy

BMCRC F1 & F2 Sidecars

RACE 4 - SECTOR ANALYSIS



SECTOR 1 = FL to I1, SECTOR 2 = I1 to FL, DIFF = Difference To Personal Best Lap, P = Crossed Finish Line in Pit Lane, D = Time Disallowed

P1 111 F1		CABLE / RICHARDSON		LCR Yamaha -			
IDEAL LAP TIME : 51.973		BEST LAP TIME : 52.050		DIFFERENCE : 0.077			
LAP	SECTOR 1	SECTOR 2	LAP TIME	MPH	DIFF	TIME OF DAY	
1 -		21.862	58.394	74.46	6.344	12:09:11.487	
2 -	31.439	21.767	53.206	81.73	1.156	12:10:04.693	
3 -	31.026	21.515	52.541	82.76	0.491	12:10:57.234	
4 -	31.024	21.489	52.513	82.81	0.463	12:11:49.747	
5 -	30.996	21.418	52.414	82.96	0.364	12:12:42.161	
6 -	30.893	21.422	52.315 (3)	83.12	0.265	12:13:34.476	
7 -	30.870	21.180	52.050 (1)	83.54		12:14:26.526	
8 -	31.102	21.238	52.340	83.08	0.290	12:15:18.866	
9 -	30.793	21.342	52.135 (2)	83.41	0.085	12:16:11.001	

P2 4 F1		PEACH / EDWARDS		LCR Sidecar - Lifesafety Motorsport			
IDEAL LAP TIME : 52.292		BEST LAP TIME : 52.351		DIFFERENCE : 0.059			
LAP	SECTOR 1	SECTOR 2	LAP TIME	MPH	DIFF	TIME OF DAY	
1 -		21.518	59.121	73.55	6.770	12:09:12.214	
2 -	31.701	21.272	52.973	82.09	0.622	12:10:05.187	
3 -	31.332	21.349	52.681	82.54	0.330	12:10:57.868	
4 -	31.334	21.090	52.424 (2)	82.95	0.073	12:11:50.292	
5 -	31.362	21.488	52.850	82.28	0.499	12:12:43.142	
6 -	31.202	21.250	52.452 (3)	82.90	0.101	12:13:35.594	
7 -	32.282	21.179	53.461	81.34	1.110	12:14:29.055	
8 -	31.531	21.231	52.762	82.41	0.411	12:15:21.817	
9 -	31.252	21.099	52.351 (1)	83.06		12:16:14.168	

P3 27 F1		KIRBY / KIRBY		ARS Yamaha F600 - KRT			
IDEAL LAP TIME : 52.883		BEST LAP TIME : 52.935		DIFFERENCE : 0.052			
LAP	SECTOR 1	SECTOR 2	LAP TIME	MPH	DIFF	TIME OF DAY	
1 -		21.484	59.770	72.75	6.835	12:09:12.863	
2 -	31.796	21.269	53.065 (2)	81.94	0.130	12:10:05.928	
3 -	31.614	21.513	53.127 (3)	81.85	0.192	12:10:59.055	
4 -	31.634	21.301	52.935 (1)	82.14		12:11:51.990	
5 -	31.924	21.603	53.527	81.24	0.592	12:12:45.517	
6 -	31.968	21.384	53.352	81.50	0.417	12:13:38.869	
7 -	32.834	21.495	54.329	80.04	1.394	12:14:33.198	
8 -	31.842	21.750	53.592	81.14	0.657	12:15:26.790	
9 -	32.319	22.300	54.619	79.61	1.684	12:16:21.409	

P4 62 F1		WRIGHT / BAILEY		Ryde Yamah F998 - Stainless Steel Designs Ltd.			
IDEAL LAP TIME : 52.856		BEST LAP TIME : 53.026		DIFFERENCE : 0.170			
LAP	SECTOR 1	SECTOR 2	LAP TIME	MPH	DIFF	TIME OF DAY	
1 -		21.967	1:01.047	71.23	8.021	12:09:14.140	
2 -	31.959	21.497	53.456 (3)	81.34	0.430	12:10:07.596	
3 -	31.773	21.887	53.660	81.03	0.634	12:11:01.256	
4 -	31.611	21.583	53.194 (2)	81.74	0.168	12:11:54.450	
5 -	31.804	21.958	53.762	80.88	0.736	12:12:48.212	
6 -	31.359	21.667	53.026 (1)	82.00		12:13:41.238	
7 -	32.191	22.352	54.543	79.72	1.517	12:14:35.781	
8 -	31.867	22.030	53.897	80.68	0.871	12:15:29.678	
9 -	31.919	21.881	53.800	80.82	0.774	12:16:23.478	

BMCRC - MRO Championships 2024 - Rnd 7 @ Brands Hatch Indy

BMCRC F1 & F2 Sidecars

RACE 4 - SECTOR ANALYSIS



SECTOR 1 = FL to I1, SECTOR 2 = I1 to FL, DIFF = Difference To Personal Best Lap, P = Crossed Finish Line in Pit Lane, D = Time Disallowed

P5 65 F1 FAIERS / FOX		Ryde Yamaha R6 - AW Racing Ltd				
IDEAL LAP TIME : 52.924		BEST LAP TIME : 52.924		DIFFERENCE : 0.000		
LAP	SECTOR 1	SECTOR 2	LAP TIME	MPH	DIFF	TIME OF DAY
1 -		22.066	1:00.833	71.48	7.909	12:09:13.926
2 -	32.481	21.703	54.184	80.25	1.260	12:10:08.110
3 -	31.677	21.850	53.527 (3)	81.24	0.603	12:11:01.637
4 -	32.350	21.856	54.206	80.22	1.282	12:11:55.843
5 -	31.590	21.926	53.516 (2)	81.25	0.592	12:12:49.359
6 -	31.441	21.483	52.924 (1)	82.16		12:13:42.283
7 -	31.885	22.162	54.047	80.45	1.123	12:14:36.330
8 -	31.791	21.937	53.728	80.93	0.804	12:15:30.058
9 -	31.931	22.026	53.957	80.59	1.033	12:16:24.015

P6 100 F1 HOLLAND / STEVENS		- WPS Racing				
IDEAL LAP TIME : 52.557		BEST LAP TIME : 53.088		DIFFERENCE : 0.531		
LAP	SECTOR 1	SECTOR 2	LAP TIME	MPH	DIFF	TIME OF DAY
1 -		22.259	1:01.918	70.23	8.830	12:09:15.011
2 -	32.290	21.654	53.944	80.61	0.856	12:10:08.955
3 -	31.798	21.371	53.169 (2)	81.78	0.081	12:11:02.124
4 -	31.866	21.222	53.088 (1)	81.91		12:11:55.212
5 -	31.340	22.082	53.422 (3)	81.40	0.334	12:12:48.634
6 -	31.335	22.462	53.797	80.83	0.709	12:13:42.431
7 -	32.060	22.570	54.630	79.60	1.542	12:14:37.061
8 -	31.651	21.847	53.498	81.28	0.410	12:15:30.559
9 -	31.998	22.476	54.474	79.82	1.386	12:16:25.033

P7 83 F2 BUCHANAN / EVANS		Lumley Kawasaki - Bull Inn Racing				
IDEAL LAP TIME : 54.204		BEST LAP TIME : 54.208		DIFFERENCE : 0.004		
LAP	SECTOR 1	SECTOR 2	LAP TIME	MPH	DIFF	TIME OF DAY
1 -		22.872	1:02.548	69.52	8.340	12:09:15.641
2 -	32.608	22.240	54.848	79.28	0.640	12:10:10.489
3 -	32.453	22.248	54.701	79.49	0.493	12:11:05.190
4 -	32.118	22.199	54.317 (2)	80.05	0.109	12:11:59.507
5 -	32.075	22.453	54.528	79.74	0.320	12:12:54.035
6 -	32.046	22.162	54.208 (1)	80.22		12:13:48.243
7 -	32.222	22.249	54.471	79.83	0.263	12:14:42.714
8 -	32.245	22.227	54.472	79.83	0.264	12:15:37.186
9 -	32.232	22.158	54.390 (3)	79.95	0.182	12:16:31.576

P8 28 F2 COSTELLO / SMITH		LCR Honda F2 - FHO Racing / Sterling Assessments				
IDEAL LAP TIME : 55.509		BEST LAP TIME : 55.669		DIFFERENCE : 0.160		
LAP	SECTOR 1	SECTOR 2	LAP TIME	MPH	DIFF	TIME OF DAY
1 -		22.728	1:03.404	68.58	7.735	12:09:16.497
2 -	33.504	22.262	55.766 (2)	77.97	0.097	12:10:12.263
3 -	33.324	22.345	55.669 (1)	78.11		12:11:07.932
4 -	33.247	22.587	55.834 (3)	77.88	0.165	12:12:03.766
5 -	33.620	22.262	55.882	77.81	0.213	12:12:59.648
6 -	33.577	22.398	55.975	77.68	0.306	12:13:55.623
7 -	33.931	22.535	56.466	77.01	0.797	12:14:52.089
8 -	33.809	22.539	56.348	77.17	0.679	12:15:48.437
9 -	33.601	24.200	57.801	75.23	2.132	12:16:46.238

BMCRC - MRO Championships 2024 - Rnd 7 @ Brands Hatch Indy

BMCRC F1 & F2 Sidecars

RACE 4 - SECTOR ANALYSIS



SECTOR 1 = FL to I1, SECTOR 2 = I1 to FL, DIFF = Difference To Personal Best Lap, P = Crossed Finish Line in Pit Lane, D = Time Disallowed

P9 101 F1 WAKLEY / HILDIGE		LCR F1 -				
IDEAL LAP TIME : 55.587		BEST LAP TIME : 55.996		DIFFERENCE : 0.409		
LAP	SECTOR 1	SECTOR 2	LAP TIME	MPH	DIFF	TIME OF DAY
1 -		23.634	1:06.382	65.50	10.386	12:09:19.475
2 -	34.634	23.286	57.920	75.07	1.924	12:10:17.395
3 -	33.814	23.037	56.851	76.49	0.855	12:11:14.246
4 -	33.503	22.493	55.996 (1)	77.65		12:12:10.242
5 -	33.989	23.224	57.213	76.00	1.217	12:13:07.455
6 -	33.324	23.128	56.452	77.03	0.456	12:14:03.907
7 -	33.367	22.900	56.267 (3)	77.28	0.271	12:15:00.174
8 -	33.559	22.685	56.244 (2)	77.31	0.248	12:15:56.418
9 -	33.094	23.615	56.709	76.68	0.713	12:16:53.127

P10 666 F2 HANKS / KIRK		GLR Honda CBR600 - JHM racing / Greg Lambert Racing				
IDEAL LAP TIME : 56.778		BEST LAP TIME : 56.842		DIFFERENCE : 0.064		
LAP	SECTOR 1	SECTOR 2	LAP TIME	MPH	DIFF	TIME OF DAY
1 -		22.841	1:03.208	68.79	6.366	12:09:16.301
2 -	35.509	22.896	58.405	74.45	1.563	12:10:14.706
3 -	34.410	22.867	57.277 (3)	75.92	0.435	12:11:11.983
4 -	34.592	22.827	57.419	75.73	0.577	12:12:09.402
5 -	34.402	22.781	57.183 (2)	76.04	0.341	12:13:06.585
6 -	34.339	23.431	57.770	75.27	0.928	12:14:04.355
7 -	34.672	22.812	57.484	75.64	0.642	12:15:01.839
8 -	34.378	22.937	57.315	75.87	0.473	12:15:59.154
9 -	33.997	22.845	56.842 (1)	76.50		12:16:55.996

P11 146 F2 SAUNDERS / EASTELL		LCR Suzuki GSXR600 -				
IDEAL LAP TIME : 56.988		BEST LAP TIME : 57.144		DIFFERENCE : 0.156		
LAP	SECTOR 1	SECTOR 2	LAP TIME	MPH	DIFF	TIME OF DAY
1 -		23.249	1:04.973	66.92	7.829	12:09:18.066
2 -	34.106	23.330	57.436	75.71	0.292	12:10:15.502
3 -	33.912	23.232	57.144 (1)	76.09		12:11:12.646
4 -	34.314	23.076	57.390 (3)	75.77	0.246	12:12:10.036
5 -	34.309	23.607	57.916	75.08	0.772	12:13:07.952
6 -	33.983	23.399	57.382 (2)	75.78	0.238	12:14:05.334
7 -	34.325	23.523	57.848	75.17	0.704	12:15:03.182
8 -	34.517	23.310	57.827	75.20	0.683	12:16:01.009
9 -	33.948	24.130	58.078	74.87	0.934	12:16:59.087

P12 7 F2 SMITH / SMITH		Ryde Honda CBR600 RR - TTSR Ltd				
IDEAL LAP TIME : 56.506		BEST LAP TIME : 56.817		DIFFERENCE : 0.311		
LAP	SECTOR 1	SECTOR 2	LAP TIME	MPH	DIFF	TIME OF DAY
1 -		23.499	1:06.648	65.24	9.831	12:09:19.741
2 -	35.578	22.991	58.569	74.24	1.752	12:10:18.310
3 -	34.028	22.789	56.817 (1)	76.53		12:11:15.127
4 -	34.212	23.078	57.290	75.90	0.473	12:12:12.417
5 -	34.797	22.948	57.745	75.30	0.928	12:13:10.162
6 -	34.503	22.582	57.085 (3)	76.17	0.268	12:14:07.247
7 -	34.950	23.129	58.079	74.87	1.262	12:15:05.326
8 -	34.086	22.983	57.069 (2)	76.19	0.252	12:16:02.395
9 -	33.924	23.321	57.245	75.96	0.428	12:16:59.640

BMCRC - MRO Championships 2024 - Rnd 7 @ Brands Hatch Indy

BMCRC F1 & F2 Sidecars

RACE 4 - SECTOR ANALYSIS



SECTOR 1 = FL to I1, SECTOR 2 = I1 to FL, DIFF = Difference To Personal Best Lap, P = Crossed Finish Line in Pit Lane, D = Time Disallowed

P13 14 F1		BURNS / FAIRHURST		Yamaha F1 - MRB Fencing Doncaster			
IDEAL LAP TIME : 57.209		BEST LAP TIME : 57.338		DIFFERENCE : 0.129			
LAP	SECTOR 1	SECTOR 2	LAP TIME	MPH	DIFF	TIME OF DAY	
1 -		23.675	1:05.909	65.97	8.571	12:09:19.002	
2 -	34.663	22.856	57.519 (3)	75.60	0.181	12:10:16.521	
3 -	34.353	22.985	57.338 (1)	75.84		12:11:13.859	
4 -	35.048	23.087	58.135	74.80	0.797	12:12:11.994	
5 -	34.501	23.141	57.642	75.44	0.304	12:13:09.636	
6 -	34.415	22.971	57.386 (2)	75.77	0.048	12:14:07.022	
7 -	35.235	23.773	59.008	73.69	1.670	12:15:06.030	
8 -	35.490	23.444	58.934	73.78	1.596	12:16:04.964	
9 -	35.557	23.095	58.652	74.14	1.314	12:17:03.616	

P14 167 F1		PETTMAN / MOSS		Baker Yamaha 1000 - Wesso Racing			
IDEAL LAP TIME : 1:01.951		BEST LAP TIME : 1:02.323		DIFFERENCE : 0.372			
LAP	SECTOR 1	SECTOR 2	LAP TIME	MPH	DIFF	TIME OF DAY	
1 -		25.423	1:11.354	60.94	9.031	12:09:24.447	
2 -	37.868	25.239	1:03.107	68.90	0.784	12:10:27.554	
3 -	36.947	25.551	1:02.498 (3)	69.57	0.175	12:11:30.052	
4 -	37.319	25.004	1:02.323 (1)	69.77		12:12:32.375	
5 -	37.093	25.327	1:02.420 (2)	69.66	0.097	12:13:34.795	
6 -	38.024	25.869	1:03.893	68.06	1.570	12:14:38.688	
7 -	39.282	26.165	1:05.447	66.44	3.124	12:15:44.135	
8 -	37.416	25.166	1:02.582	69.48	0.259	12:16:46.717	

P15 121 F1		LAWRENCE / MULDOON		LCR Yamaha - highfield transport, JHM autos			
IDEAL LAP TIME : 53.909		BEST LAP TIME : 54.519		DIFFERENCE : 0.610			
LAP	SECTOR 1	SECTOR 2	LAP TIME	MPH	DIFF	TIME OF DAY	
1 -		22.845	1:04.058	67.88	9.539	12:09:17.151	
2 -	33.986	22.191	56.177	77.40	1.658	12:10:13.328	
3 -	32.974	22.445	55.419 (3)	78.46	0.900	12:11:08.747	
4 -	32.978	22.443	55.421	78.46	0.902	12:12:04.168	
5 -	32.361	22.289	54.650 (2)	79.57	0.131	12:12:58.818	
6 -	32.971	21.548	54.519 (1)	79.76		12:13:53.337	

P16 33 F2		HEGARTY / LUDLOW		-			
IDEAL LAP TIME : 54.629		BEST LAP TIME : 54.715		DIFFERENCE : 0.086			
LAP	SECTOR 1	SECTOR 2	LAP TIME	MPH	DIFF	TIME OF DAY	
1 -		22.846	1:03.940	68.00	9.225	12:09:17.033	
2 -	33.976	22.324	56.300	77.23	1.585	12:10:13.333	
3 -	32.954	22.415	55.369 (3)	78.53	0.654	12:11:08.702	
4 -	32.991	22.356	55.347 (2)	78.56	0.632	12:12:04.049	
5 -	32.305	22.410	54.715 (1)	79.47		12:12:58.764	

BMCRC - MRO Championships 2024 - Rnd 7 @ Brands Hatch Indy

BMCRC F1 & F2 Sidecars

RACE 4 - BEST SECTORS

SECTOR 1			SECTOR 2			IDEAL / BEST COMPARISON						
POS	NO	NAME	TIME	NO	NAME	TIME	POS	NO	NAME	IDEAL	BEST	DIFF
									PERFECT LAP	51.883		
1	111	CABLE / RICHARDSON	30.793	4	PEACH / EDWARDS	21.090	1	111	CABLE / RICHARDSON	51.973	52.050	0.077
2	4	PEACH / EDWARDS	31.202	111	CABLE / RICHARDSON	21.180	2	4	PEACH / EDWARDS	52.292	52.351	0.059
3	100	HOLLAND / STEVENS	31.335	100	HOLLAND / STEVENS	21.222	3	100	HOLLAND / STEVENS	52.557	53.088	0.531
4	62	WRIGHT / BAILEY	31.359	27	KIRBY / KIRBY	21.269	4	62	WRIGHT / BAILEY	52.856	53.026	0.170
5	65	FAIERS / FOX	31.441	65	FAIERS / FOX	21.483	5	27	KIRBY / KIRBY	52.883	52.935	0.052
6	27	KIRBY / KIRBY	31.614	62	WRIGHT / BAILEY	21.497	6	65	FAIERS / FOX	52.924	52.924	0.000
7	83	BUCHANAN / EVANS	32.046	121	LAWRENCE / MULDOON	21.548	7	121	LAWRENCE / MULDOON	53.909	54.519	0.610
8	33	HEGARTY / LUDLOW	32.305	83	BUCHANAN / EVANS	22.158	8	83	BUCHANAN / EVANS	54.204	54.208	0.004
9	121	LAWRENCE / MULDOON	32.361	28	COSTELLO / SMITH	22.262	9	33	HEGARTY / LUDLOW	54.629	54.715	0.086
10	101	WAKLEY / HILDIGE	33.094	33	HEGARTY / LUDLOW	22.324	10	28	COSTELLO / SMITH	55.509	55.669	0.160
11	28	COSTELLO / SMITH	33.247	101	WAKLEY / HILDIGE	22.493	11	101	WAKLEY / HILDIGE	55.587	55.996	0.409
12	146	SAUNDERS / EASTELL	33.912	7	SMITH / SMITH	22.582	12	7	SMITH / SMITH	56.506	56.817	0.311
13	7	SMITH / SMITH	33.924	666	HANKS / KIRK	22.781	13	666	HANKS / KIRK	56.778	56.842	0.064
14	666	HANKS / KIRK	33.997	14	BURNS / FAIRHURST	22.856	14	146	SAUNDERS / EASTELL	56.988	57.144	0.156
15	14	BURNS / FAIRHURST	34.353	146	SAUNDERS / EASTELL	23.076	15	14	BURNS / FAIRHURST	57.209	57.338	0.129
16	167	PETTMAN / MOSS	36.947	167	PETTMAN / MOSS	25.004	16	167	PETTMAN / MOSS	1:01.951	1:02.323	0.372

BMCRC - MRO Championships 2024 - Rnd 7 @ Brands Hatch Indy

BMCRC F1 & F2 Sidecars

RACE 4 - STATISTICS

Competitors Started	16
Planned Start	2024-09-21 @ 11:45:00.000
Actual Start	2024-09-21 @ 12:08:13.092
Finish Time	2024-09-21 @ 12:16:11.000
Track Length	1.2079mi.
Total Laps	136
Total Distance Covered	164.2806mi.

Session Fastest Lap History

NO	CL	NAME	LAP TIME	TIME OF DAY	LAP	VEHICLE
111	F1	CABLE / RICHARDSON	53.206	12:10:04.693	2	LCR Yamaha
4	F1	PEACH / EDWARDS	52.973	12:10:05.187	2	LCR Sidecar
111	F1	CABLE / RICHARDSON	52.541	12:10:57.234	3	LCR Yamaha
111	F1	CABLE / RICHARDSON	52.513	12:11:49.747	4	LCR Yamaha
4	F1	PEACH / EDWARDS	52.424	12:11:50.292	4	LCR Sidecar
111	F1	CABLE / RICHARDSON	52.414	12:12:42.161	5	LCR Yamaha
111	F1	CABLE / RICHARDSON	52.315	12:13:34.476	6	LCR Yamaha
111	F1	CABLE / RICHARDSON	52.050	12:14:26.526	7	LCR Yamaha

Session Leader History

NO	CL	NAME	FROM LAP	LAPS LED	DISTANCE	VEHICLE
111	F1	CABLE / RICHARDSON	1	9	10.87 miles	LCR Yamaha

Flag History

TYPE	TIME OF DAY
GREEN	12:08:13.092
FINISH	12:16:11.000

Flag Statistics

TYPE	COUNT	TOTAL LAPS	TOTAL TIME
Green	1	9	9:01.947
Red	0	0	0.000
Safety Car	0	0	0.000
FCY	0	0	0.000

BMCRC - MRO Championships 2024 - Rnd 7 @ Brands Hatch Indy

BMCRC F1 & F2 Sidecars

RACE 4 - STATISTICS

CLASS : F1

10 Starters

Fastest Lap History

NO	NAME	LAP TIME	TIME OF DAY	LAP	VEHICLE
111	CABLE / RICHARDSON	53.206	12:10:04.693	2	LCR Yamaha
4	PEACH / EDWARDS	52.973	12:10:05.187	2	LCR Sidecar
111	CABLE / RICHARDSON	52.541	12:10:57.234	3	LCR Yamaha
111	CABLE / RICHARDSON	52.513	12:11:49.747	4	LCR Yamaha
4	PEACH / EDWARDS	52.424	12:11:50.292	4	LCR Sidecar
111	CABLE / RICHARDSON	52.414	12:12:42.161	5	LCR Yamaha
111	CABLE / RICHARDSON	52.315	12:13:34.476	6	LCR Yamaha
111	CABLE / RICHARDSON	52.050	12:14:26.526	7	LCR Yamaha

Leader History

NO	NAME	FROM LAP	LAPS LED	DISTANCE	VEHICLE
111	CABLE / RICHARDSON	1	9	10.87 miles	LCR Yamaha

BMCRC - MRO Championships 2024 - Rnd 7 @ Brands Hatch Indy

BMCRC F1 & F2 Sidecars

RACE 4 - STATISTICS

CLASS : F2

6 Starters

Fastest Lap History

NO	NAME	LAP TIME	TIME OF DAY	LAP	VEHICLE
83	BUCHANAN / EVANS	54.848	12:10:10.489	2	Lumley Kawasaki
83	BUCHANAN / EVANS	54.701	12:11:05.190	3	Lumley Kawasaki
83	BUCHANAN / EVANS	54.317	12:11:59.507	4	Lumley Kawasaki
83	BUCHANAN / EVANS	54.208	12:13:48.243	6	Lumley Kawasaki

Leader History

NO	NAME	FROM LAP	LAPS LED	DISTANCE	VEHICLE
83	BUCHANAN / EVANS	1	9	10.87 miles	Lumley Kawasaki

BMCRC - MRO Championships 2024 - Rnd 7 @ Brands Hatch Indy

BMCRC F1 & F2 Sidecars

RACE 14 - GRID (9 Laps)



ROW 9	27	GRAHAM / BAKER	26		25	38 MOSS / HOPE
ROW 8	24	1:02.323 167 PETTMAN / MOSS	23		22	57.338 14 BURNS / FAIRHURST
ROW 7	21	57.144 146 SAUNDERS / EASTELL	20		19	56.842 666 HANKS / KIRK
ROW 6	18	56.817 7 SMITH / SMITH	17		16	55.996 101 WAKLEY / HILDIGE
ROW 5	15	55.669 28 COSTELLO / SMITH	14		13	54.715 33 HEGARTY / LUDLOW
ROW 4	12	54.519 121 LAWRENCE / MULDOON	11		10	54.208 83 BUCHANAN / EVANS
ROW 3	9	53.088 100 HOLLAND / STEVENS	8		7	53.026 62 WRIGHT / BAILEY
ROW 2	6	52.935 27 KIRBY / KIRBY	5		4	52.924 65 FAIERS / FOX
ROW 1	3	52.351 4 PEACH / EDWARDS	2		1	52.050 111 CABLE / RICHARDSON Pole

These results are provisional until the conclusion of any judicial and technical matters.

Brands Hatch Indy: 1.2079 miles

Clerk Of Course:	Stewards:	Timekeeper: Richard Evans	
------------------	-----------	---------------------------	--

Results can be found at www.tsl-timing.com

Printed - 12:19 Saturday, 21 September 2024



BMCRC - MRO Championships 2024 - Rnd 7 @ Brands Hatch Indy

BMCRC F1 & F2 Sidecars

RACE 14 - CLASSIFICATION

Race Distance: 9 Laps / 10.87 miles



POS	NO	CL	PIC	NAME	ENTRY	LAPS	TIME	GAP	DIFF	MPH	BEST	ON	GRD	↑↓
1	111	F1	1	CABLE / RICHARDSON	LCR Yamaha -	9	8:00.510			81.44	52.332	4	1	0
2	27	F1	2	KIRBY / KIRBY	ARS Yamaha F600 - KRT	9	8:01.083	0.573	0.573	81.35	52.032	8	4	2
3	4	F1	3	PEACH / EDWARDS	LCR Sidecar - Lifesafety Motorsport	9	8:07.564	7.054	6.481	80.27	53.110	5	2	-1
4	62	F1	4	WRIGHT / BAILEY	Ryde Yamah F998 - Stainless Steel Designs Ltd.	9	8:15.849	15.339	8.285	78.93	53.527	5	5	1
5	65	F1	5	FAIERS / FOX	Ryde Yamaha R6 - AWracing Ltd	9	8:16.409	15.899	0.560	78.84	53.780	7	3	-2
6	100	F1	6	HOLLAND / STEVENS	- WPS Racing	9	8:18.993	18.483	2.584	78.43	53.656	3	6	0
7	83	F2	1	BUCHANAN / EVANS	Lumley Kawasaki - Bull Inn Racing	9	8:23.464	22.954	4.471	77.73	54.492	5	7	0
8	101	F1	7	WAKLEY / HILDIGE	LCR F1 -	9	8:28.373	27.863	4.909	76.98	54.708	8	11	3
9	121	F1	8	LAWRENCE / MULDOON	LCR Yamaha - highfield transport, JHM autos	9	8:30.754	30.244	2.381	76.62	54.289	8	8	-1
10	33	F2	2	HEGARTY / LUDLOW	-	9	8:31.288	30.778	0.534	76.54	55.241	7	9	-1
11	38	F1	9	MOSS / HOPE	LCR R6 - LifeSafety Motorsport - CharlieMossRacing	9	8:35.376	34.866	4.088	75.93	55.559	7	17	6
12	28	F2	3	COSTELLO / SMITH	LCR Honda F2 - FHO Racing / Sterling Assessments	9	8:37.430	36.920	2.054	75.63	55.735	2	10	-2
13	7	F2	4	SMITH / SMITH	Ryde Honda CBR600 RR - TTSR Ltd	9	8:38.191	37.681	0.761	75.52	56.126	8	12	-1
14	146	F2	5	SAUNDERS / EASTELL	LCR Suzuki GSXR600 -	9	8:41.647	41.137	3.456	75.02	56.562	4	14	0
15	666	F2	6	HANKS / KIRK	GLR Honda CBR600 - JHM racing / Greg Lambert Racing	9	8:46.093	45.583	4.446	74.39	56.981	7	13	-2
16	14	F1	10	BURNS / FAIRHURST	Yamaha F1 - MRB Fencing Doncaster	9	8:55.382	54.872	9.289	73.10	57.648	2	15	-1
17	167	F1	11	PETTMAN / MOSS	Baker Yamaha 1000 - Wesso Racing	8	8:30.960	1 Lap	1 Lap	68.08	1:02.087	4	16	-1

FASTEST LAP

27	F1	KIRBY / KIRBY	ARS Yamaha F600 - KRT	8	52.032	83.57 mph	134.50 kph
83	F2	BUCHANAN / EVANS	Lumley Kawasaki - Bull Inn Racing	5	54.492	79.80 mph	128.42 kph

Comments:

Class F1 - 92.5% of Race Speed = 75.33 mph

Class F2 - 92.5% of Race Speed = 71.90 mph

Weather / Track : Bright / Dry

These results are provisional until the conclusion of any judicial and technical matters.

Date: 21/09/2024 Start: 16:03 Finish: 16:11

Brands Hatch Indy: 1.2079 miles

Clerk Of Course:	Stewards:	Timekeeper: Richard Evans	
------------------	-----------	---------------------------	--

Results can be found at www.tsl-timing.com

Printed - 16:13 Saturday, 21 September 2024



BMCRC - MRO Championships 2024 - Rnd 7 @ Brands Hatch Indy

BMCRC F1 & F2 Sidecars

RACE 14 - LAP CHART

LAP 1 @ 16:04:41.896

NO	BEHIND	LAP TIME
111		59.527
27	0.437	59.964
4	0.513	1:00.040
65	1.806	1:01.333
62	2.056	1:01.583
100	2.406	1:01.933
83	3.435	1:02.962
7	4.354	1:03.881
28	4.374	1:03.901
33	5.113	1:04.640
146	5.403	1:04.930
101	5.604	1:05.131
666	6.045	1:05.572
38	6.328	1:05.855
121	6.536	1:06.063
14	7.200	1:06.727
167	10.239	1:09.766

27	0.590	52.595
4	2.344	53.242
65	6.255	54.528
100	6.797	54.025
62	8.189	55.776
83	10.342	54.992
101	13.465	55.453
28	14.208	56.446
33	15.529	56.955
38	15.861	56.031
121	16.779	55.548
146	17.748	56.562
7	18.360	56.693
666	21.479	57.392
14	23.513	58.204
167	40.181	1:02.087

62	11.967	54.311
83	16.625	54.722
101	22.468	55.690
121	24.396	54.825
33	24.620	55.241
38	27.035	55.559
28	28.210	56.761
7	30.044	56.268
146	30.976	57.258
666	35.234	56.981
14	42.291	59.460

LAP 2 @ 16:05:35.317

NO	BEHIND	LAP TIME
111		53.421
27	0.154	53.138
4	0.819	53.727
65	2.661	54.276
62	3.737	55.102
100	4.258	55.273
83	5.177	55.163
28	6.688	55.735
33	7.565	55.873
101	7.948	55.765
7	8.623	57.690
38	8.954	56.047
146	9.174	57.192
121	10.168	57.053
666	10.867	58.243
14	11.427	57.648
167	19.583	1:02.765

LAP 5 @ 16:08:12.842

NO	BEHIND	LAP TIME
111		52.383
27	0.681	52.474
4	3.071	53.110
65	7.938	54.066
100	8.507	54.093
62	9.333	53.527
83	12.451	54.492
101	16.372	55.290
28	18.345	56.520
33	18.958	55.812
121	19.337	54.941
38	19.480	56.002
146	21.969	56.604
7	22.553	56.576
666	26.545	57.449
14	28.939	57.809
167	50.447	1:02.649

LAP 8 @ 16:10:50.543

NO	BEHIND	LAP TIME
111		52.402
27	0.192	52.032
4	5.628	53.241
65	12.245	54.161
100	12.420	53.874
62	13.664	54.099
83	19.762	55.539
167	1 Lap	1:03.654
101	24.774	54.708
121	26.283	54.289
33	27.680	55.462
38	31.154	56.521
28	32.245	56.437
7	33.768	56.126
146	35.743	57.169
666	39.828	56.996
14	48.596	58.707

LAP 3 @ 16:06:28.127

NO	BEHIND	LAP TIME
111		52.810
27	0.327	52.983
4	1.434	53.425
65	4.059	54.208
62	4.745	53.818
100	5.104	53.656
83	7.682	55.315
28	10.094	56.216
101	10.344	55.206
33	10.906	56.151
38	12.162	56.018
146	13.518	57.154
121	13.563	56.205
7	13.999	58.186
666	16.419	58.362
14	17.641	59.024
167	30.426	1:03.653

LAP 6 @ 16:09:05.362

NO	BEHIND	LAP TIME
111		52.520
27	0.584	52.423
4	4.012	53.461
65	9.485	54.067
100	9.775	53.788
62	10.435	53.622
83	14.682	54.751
101	19.557	55.705
33	22.158	55.720
121	22.350	55.533
28	24.228	58.403
38	24.255	57.295
146	26.497	57.048
7	26.555	56.522
666	31.032	57.007
14	35.610	59.191

LAP 9 @ 16:11:42.879

NO	BEHIND	LAP TIME
111		52.336
27	0.573	52.717
4	7.054	53.762
62	15.339	54.011
65	15.899	55.990
100	18.483	58.399
83	22.954	55.528
101	27.863	55.425
121	30.244	56.297
167	1 Lap	1:02.934
33	30.778	55.434
38	34.866	56.048
28	36.920	57.011
7	37.681	56.249
146	41.137	57.730
666	45.583	58.091
14	54.872	58.612

LAP 4 @ 16:07:20.459

NO	BEHIND	LAP TIME
111		52.332

LAP 7 @ 16:09:58.141

NO	BEHIND	LAP TIME
111		52.779
27	0.562	52.757
4	4.789	53.556
167	1 Lap	1:03.452
65	10.486	53.780
100	10.948	53.952

BMCRC - MRO Championships 2024 - Rnd 7 @ Brands Hatch Indy

BMCRC F1 & F2 Sidecars

RACE 14 - POSITION CHART

No	Name	Lap										
		Pos	1	2	3	4	5	6	7	8	9	
111	CABLE / RICHARDSON	1	111	111	111	111	111	111	111	111	111	111
4	PEACH / EDWARDS	2	27	27	27	27	27	27	27	27	27	27
65	FAIERS / FOX	3	4	4	4	4	4	4	4	4	4	4
27	KIRBY / KIRBY	4	65	65	65	65	65	65	65	65	65	62
62	WRIGHT / BAILEY	5	62	62	62	100	100	100	100	100	100	65
100	HOLLAND / STEVENS	6	100	100	100	62	62	62	62	62	100	
83	BUCHANAN / EVANS	7	83	83	83	83	83	83	83	83	83	83
121	LAWRENCE / MULDOON	8	7	28	28	101	101	101	101	101	101	101
33	HEGARTY / LUDLOW	9	28	33	101	28	28	33	121	121	121	
28	COSTELLO / SMITH	10	33	101	33	33	33	121	33	33	33	
101	WAKLEY / HILDIGE	11	146	7	38	38	121	28	38	38	38	
7	SMITH / SMITH	12	101	38	146	121	38	38	28	28	28	
666	HANKS / KIRK	13	666	146	121	146	146	146	7	7	7	
146	SAUNDERS / EASTELL	14	38	121	7	7	7	7	146	146	146	
14	BURNS / FAIRHURST	15	121	666	666	666	666	666	666	666	666	
167	PETTMAN / MOSS	16	14	14	14	14	14	14	14	14	14	
38	MOSS / HOPE	17	167	167	167	167	167	167	167	167	167	

BMCRC - MRO Championships 2024 - Rnd 7 @ Brands Hatch Indy

BMCRC F1 & F2 Sidecars

RACE 14 - SECTOR ANALYSIS



SECTOR 1 = FL to I1, SECTOR 2 = I1 to FL, DIFF = Difference To Personal Best Lap, P = Crossed Finish Line in Pit Lane, D = Time Disallowed

P1 111 F1		CABLE / RICHARDSON		LCR Yamaha -		
IDEAL LAP TIME : 52.165		BEST LAP TIME : 52.332		DIFFERENCE : 0.167		
LAP	SECTOR 1	SECTOR 2	LAP TIME	MPH	DIFF	TIME OF DAY
1 -		22.108	59.527	73.05	7.195	16:04:41.896
2 -	31.705	21.716	53.421	81.40	1.089	16:05:35.317
3 -	31.381	21.429	52.810	82.34	0.478	16:06:28.127
4 -	31.053	21.279	52.332 (1)	83.09		16:07:20.459
5 -	30.950	21.433	52.383 (3)	83.01	0.051	16:08:12.842
6 -	31.025	21.495	52.520	82.79	0.188	16:09:05.362
7 -	31.331	21.448	52.779	82.39	0.447	16:09:58.141
8 -	31.009	21.393	52.402	82.98	0.070	16:10:50.543
9 -	30.886	21.450	52.336 (2)	83.09	0.004	16:11:42.879

P2 27 F1		KIRBY / KIRBY		ARS Yamaha F600 - KRT		
IDEAL LAP TIME : 52.032		BEST LAP TIME : 52.032		DIFFERENCE : 0.000		
LAP	SECTOR 1	SECTOR 2	LAP TIME	MPH	DIFF	TIME OF DAY
1 -		21.987	59.964	72.52	7.932	16:04:42.333
2 -	31.719	21.419	53.138	81.83	1.106	16:05:35.471
3 -	31.539	21.444	52.983	82.07	0.951	16:06:28.454
4 -	31.365	21.230	52.595	82.68	0.563	16:07:21.049
5 -	31.280	21.194	52.474 (3)	82.87	0.442	16:08:13.523
6 -	31.281	21.142	52.423 (2)	82.95	0.391	16:09:05.946
7 -	31.516	21.241	52.757	82.42	0.725	16:09:58.703
8 -	30.959	21.073	52.032 (1)	83.57		16:10:50.735
9 -	31.384	21.333	52.717	82.48	0.685	16:11:43.452

P3 4 F1		PEACH / EDWARDS		LCR Sidecar - Lifesafety Motorsport		
IDEAL LAP TIME : 53.082		BEST LAP TIME : 53.110		DIFFERENCE : 0.028		
LAP	SECTOR 1	SECTOR 2	LAP TIME	MPH	DIFF	TIME OF DAY
1 -		22.242	1:00.040	72.42	6.930	16:04:42.409
2 -	32.172	21.555	53.727	80.93	0.617	16:05:36.136
3 -	31.641	21.784	53.425	81.39	0.315	16:06:29.561
4 -	31.694	21.548	53.242 (3)	81.67	0.132	16:07:22.803
5 -	31.579	21.531	53.110 (1)	81.87		16:08:15.913
6 -	31.958	21.503	53.461	81.34	0.351	16:09:09.374
7 -	31.883	21.673	53.556	81.19	0.446	16:10:02.930
8 -	31.639	21.602	53.241 (2)	81.67	0.131	16:10:56.171
9 -	32.075	21.687	53.762	80.88	0.652	16:11:49.933

P4 62 F1		WRIGHT / BAILEY		Ryde Yamah F998 - Stainless Steel Designs Ltd.		
IDEAL LAP TIME : 53.393		BEST LAP TIME : 53.527		DIFFERENCE : 0.134		
LAP	SECTOR 1	SECTOR 2	LAP TIME	MPH	DIFF	TIME OF DAY
1 -		22.324	1:01.583	70.61	8.056	16:04:43.952
2 -	32.844	22.258	55.102	78.91	1.575	16:05:39.054
3 -	31.811	22.007	53.818 (3)	80.80	0.291	16:06:32.872
4 -	33.483	22.293	55.776	77.96	2.249	16:07:28.648
5 -	31.943	21.584	53.527 (1)	81.24		16:08:22.175
6 -	31.809	21.813	53.622 (2)	81.09	0.095	16:09:15.797
7 -	31.980	22.331	54.311	80.06	0.784	16:10:10.108
8 -	31.993	22.106	54.099	80.38	0.572	16:11:04.207
9 -	31.909	22.102	54.011	80.51	0.484	16:11:58.218

BMCRC - MRO Championships 2024 - Rnd 7 @ Brands Hatch Indy

BMCRC F1 & F2 Sidecars

RACE 14 - SECTOR ANALYSIS



SECTOR 1 = FL to I1, SECTOR 2 = I1 to FL, DIFF = Difference To Personal Best Lap, P = Crossed Finish Line in Pit Lane, D = Time Disallowed

P5 65 F1 FAIERS / FOX		Ryde Yamaha R6 - AW Racing Ltd				
IDEAL LAP TIME : 53.780		BEST LAP TIME : 53.780		DIFFERENCE : 0.000		
LAP	SECTOR 1	SECTOR 2	LAP TIME	MPH	DIFF	TIME OF DAY
1 -		22.208	1:01.333	70.90	7.553	16:04:43.702
2 -	32.389	21.887	54.276	80.12	0.496	16:05:37.978
3 -	32.179	22.029	54.208	80.22	0.428	16:06:32.186
4 -	32.017	22.511	54.528	79.74	0.748	16:07:26.714
5 -	32.009	22.057	54.066 (2)	80.43	0.286	16:08:20.780
6 -	32.009	22.058	54.067 (3)	80.42	0.287	16:09:14.847
7 -	31.940	21.840	53.780 (1)	80.85		16:10:08.627
8 -	32.240	21.921	54.161	80.29	0.381	16:11:02.788
9 -	33.595	22.395	55.990	77.66	2.210	16:11:58.778

P6 100 F1 HOLLAND / STEVENS		- WPS Racing				
IDEAL LAP TIME : 53.472		BEST LAP TIME : 53.656		DIFFERENCE : 0.184		
LAP	SECTOR 1	SECTOR 2	LAP TIME	MPH	DIFF	TIME OF DAY
1 -		22.167	1:01.933	70.21	8.277	16:04:44.302
2 -	32.876	22.397	55.273	78.67	1.617	16:05:39.575
3 -	31.830	21.826	53.656 (1)	81.04		16:06:33.231
4 -	32.061	21.964	54.025	80.49	0.369	16:07:27.256
5 -	31.836	22.257	54.093	80.39	0.437	16:08:21.349
6 -	32.146	21.642	53.788 (2)	80.84	0.132	16:09:15.137
7 -	31.911	22.041	53.952	80.60	0.296	16:10:09.089
8 -	32.021	21.853	53.874 (3)	80.71	0.218	16:11:02.963
9 -	36.117	22.282	58.399	74.46	4.743	16:12:01.362

P7 83 F2 BUCHANAN / EVANS		Lumley Kawasaki - Bull Inn Racing				
IDEAL LAP TIME : 54.404		BEST LAP TIME : 54.492		DIFFERENCE : 0.088		
LAP	SECTOR 1	SECTOR 2	LAP TIME	MPH	DIFF	TIME OF DAY
1 -		22.780	1:02.962	69.06	8.470	16:04:45.331
2 -	32.505	22.658	55.163	78.83	0.671	16:05:40.494
3 -	32.634	22.681	55.315	78.61	0.823	16:06:35.809
4 -	32.527	22.465	54.992	79.07	0.500	16:07:30.801
5 -	32.183	22.309	54.492 (1)	79.80		16:08:25.293
6 -	32.189	22.562	54.751 (3)	79.42	0.259	16:09:20.044
7 -	32.501	22.221	54.722 (2)	79.46	0.230	16:10:14.766
8 -	32.765	22.774	55.539	78.29	1.047	16:11:10.305
9 -	33.105	22.423	55.528	78.31	1.036	16:12:05.833

P8 101 F1 WAKLEY / HILDIGE		LCR F1 -				
IDEAL LAP TIME : 54.611		BEST LAP TIME : 54.708		DIFFERENCE : 0.097		
LAP	SECTOR 1	SECTOR 2	LAP TIME	MPH	DIFF	TIME OF DAY
1 -		23.332	1:05.131	66.76	10.423	16:04:47.500
2 -	32.995	22.770	55.765	77.98	1.057	16:05:43.265
3 -	32.779	22.427	55.206 (2)	78.77	0.498	16:06:38.471
4 -	33.221	22.232	55.453	78.41	0.745	16:07:33.924
5 -	32.483	22.807	55.290 (3)	78.65	0.582	16:08:29.214
6 -	33.135	22.570	55.705	78.06	0.997	16:09:24.919
7 -	32.957	22.733	55.690	78.08	0.982	16:10:20.609
8 -	32.379	22.329	54.708 (1)	79.48		16:11:15.317
9 -	32.647	22.778	55.425	78.45	0.717	16:12:10.742

BMCRC - MRO Championships 2024 - Rnd 7 @ Brands Hatch Indy

BMCRC F1 & F2 Sidecars

RACE 14 - SECTOR ANALYSIS



SECTOR 1 = FL to I1, SECTOR 2 = I1 to FL, DIFF = Difference To Personal Best Lap, P = Crossed Finish Line in Pit Lane, D = Time Disallowed

P9		121 F1		LAWRENCE / MULDOON		LCR Yamaha - highfield transport, JHM autos	
IDEAL LAP TIME : 54.289		BEST LAP TIME : 54.289		DIFFERENCE : 0.000			
LAP	SECTOR 1	SECTOR 2	LAP TIME	MPH	DIFF	TIME OF DAY	
1 -		23.637	1:06.063	65.82	11.774	16:04:48.432	
2 -	34.098	22.955	57.053	76.22	2.764	16:05:45.485	
3 -	33.061	23.144	56.205	77.37	1.916	16:06:41.690	
4 -	33.273	22.275	55.548	78.28	1.259	16:07:37.238	
5 -	32.615	22.326	54.941 (3)	79.15	0.652	16:08:32.179	
6 -	33.006	22.527	55.533	78.30	1.244	16:09:27.712	
7 -	32.704	22.121	54.825 (2)	79.31	0.536	16:10:22.537	
8 -	32.408	21.881	54.289 (1)	80.10		16:11:16.826	
9 -	32.541	23.756	56.297	77.24	2.008	16:12:13.123	

P10		33 F2		HEGARTY / LUDLOW		-	
IDEAL LAP TIME : 55.228		BEST LAP TIME : 55.241		DIFFERENCE : 0.013			
LAP	SECTOR 1	SECTOR 2	LAP TIME	MPH	DIFF	TIME OF DAY	
1 -		23.619	1:04.640	67.27	9.399	16:04:47.009	
2 -	33.305	22.568	55.873	77.83	0.632	16:05:42.882	
3 -	33.040	23.111	56.151	77.44	0.910	16:06:39.033	
4 -	33.450	23.505	56.955	76.35	1.714	16:07:35.988	
5 -	33.042	22.770	55.812	77.91	0.571	16:08:31.800	
6 -	33.080	22.640	55.720	78.04	0.479	16:09:27.520	
7 -	32.660	22.581	55.241 (1)	78.72		16:10:22.761	
8 -	32.845	22.617	55.462 (3)	78.40	0.221	16:11:18.223	
9 -	32.856	22.578	55.434 (2)	78.44	0.193	16:12:13.657	

P11		38 F1		MOSS / HOPE		LCR R6 - LifeSafety Motorsport - CharlieMossRacing	
IDEAL LAP TIME : 55.507		BEST LAP TIME : 55.559		DIFFERENCE : 0.052			
LAP	SECTOR 1	SECTOR 2	LAP TIME	MPH	DIFF	TIME OF DAY	
1 -		23.221	1:05.855	66.03	10.296	16:04:48.224	
2 -	33.155	22.892	56.047	77.58	0.488	16:05:44.271	
3 -	33.183	22.835	56.018 (3)	77.62	0.459	16:06:40.289	
4 -	32.946	23.085	56.031	77.61	0.472	16:07:36.320	
5 -	33.289	22.713	56.002 (2)	77.65	0.443	16:08:32.322	
6 -	34.127	23.168	57.295	75.89	1.736	16:09:29.617	
7 -	32.794	22.765	55.559 (1)	78.27		16:10:25.176	
8 -	33.279	23.242	56.521	76.93	0.962	16:11:21.697	
9 -	33.111	22.937	56.048	77.58	0.489	16:12:17.745	

P12		28 F2		COSTELLO / SMITH		LCR Honda F2 - FHO Racing / Sterling Assessments	
IDEAL LAP TIME : 55.735		BEST LAP TIME : 55.735		DIFFERENCE : 0.000			
LAP	SECTOR 1	SECTOR 2	LAP TIME	MPH	DIFF	TIME OF DAY	
1 -		23.089	1:03.901	68.05	8.166	16:04:46.270	
2 -	33.207	22.528	55.735 (1)	78.02		16:05:42.005	
3 -	33.348	22.868	56.216 (2)	77.35	0.481	16:06:38.221	
4 -	33.830	22.616	56.446	77.04	0.711	16:07:34.667	
5 -	33.771	22.749	56.520	76.93	0.785	16:08:31.187	
6 -	35.521	22.882	58.403	74.45	2.668	16:09:29.590	
7 -	34.094	22.667	56.761	76.61	1.026	16:10:26.351	
8 -	33.739	22.698	56.437 (3)	77.05	0.702	16:11:22.788	
9 -	34.369	22.642	57.011	76.27	1.276	16:12:19.799	

BMCRC - MRO Championships 2024 - Rnd 7 @ Brands Hatch Indy

BMCRC F1 & F2 Sidecars

RACE 14 - SECTOR ANALYSIS



SECTOR 1 = FL to I1, SECTOR 2 = I1 to FL, DIFF = Difference To Personal Best Lap, P = Crossed Finish Line in Pit Lane, D = Time Disallowed

P13		7 F2		SMITH / SMITH		Ryde Honda CBR600 RR - TTSR Ltd	
IDEAL LAP TIME : 55.777		BEST LAP TIME : 56.126		DIFFERENCE : 0.349			
LAP	SECTOR 1	SECTOR 2	LAP TIME	MPH	DIFF	TIME OF DAY	
1 -		23.146	1:03.881	68.07	7.755	16:04:46.250	
2 -	34.329	23.361	57.690	75.37	1.564	16:05:43.940	
3 -	34.682	23.504	58.186	74.73	2.060	16:06:42.126	
4 -	33.811	22.882	56.693	76.70	0.567	16:07:38.819	
5 -	33.779	22.797	56.576	76.86	0.450	16:08:35.395	
6 -	33.730	22.792	56.522	76.93	0.396	16:09:31.917	
7 -	33.916	22.352	56.268 (3)	77.28	0.142	16:10:28.185	
8 -	33.425	22.701	56.126 (1)	77.47		16:11:24.311	
9 -	33.748	22.501	56.249 (2)	77.30	0.123	16:12:20.560	

P14		146 F2		SAUNDERS / EASTELL		LCR Suzuki GSXR600 -	
IDEAL LAP TIME : 56.228		BEST LAP TIME : 56.562		DIFFERENCE : 0.334			
LAP	SECTOR 1	SECTOR 2	LAP TIME	MPH	DIFF	TIME OF DAY	
1 -		23.591	1:04.930	66.97	8.368	16:04:47.299	
2 -	33.621	23.571	57.192	76.03	0.630	16:05:44.491	
3 -	33.851	23.303	57.154	76.08	0.592	16:06:41.645	
4 -	33.107	23.455	56.562 (1)	76.88		16:07:38.207	
5 -	33.483	23.121	56.604 (2)	76.82	0.042	16:08:34.811	
6 -	33.850	23.198	57.048 (3)	76.22	0.486	16:09:31.859	
7 -	34.095	23.163	57.258	75.94	0.696	16:10:29.117	
8 -	33.749	23.420	57.169	76.06	0.607	16:11:26.286	
9 -	34.281	23.449	57.730	75.32	1.168	16:12:24.016	

P15		666 F2		HANKS / KIRK		GLR Honda CBR600 - JHM racing / Greg Lambert Racing	
IDEAL LAP TIME : 56.810		BEST LAP TIME : 56.981		DIFFERENCE : 0.171			
LAP	SECTOR 1	SECTOR 2	LAP TIME	MPH	DIFF	TIME OF DAY	
1 -		23.644	1:05.572	66.31	8.591	16:04:47.941	
2 -	34.653	23.590	58.243	74.66	1.262	16:05:46.184	
3 -	35.121	23.241	58.362	74.51	1.381	16:06:44.546	
4 -	34.345	23.047	57.392	75.77	0.411	16:07:41.938	
5 -	34.509	22.940	57.449	75.69	0.468	16:08:39.387	
6 -	33.958	23.049	57.007 (3)	76.28	0.026	16:09:36.394	
7 -	34.129	22.852	56.981 (1)	76.31		16:10:33.375	
8 -	34.045	22.951	56.996 (2)	76.29	0.015	16:11:30.371	
9 -	34.619	23.472	58.091	74.85	1.110	16:12:28.462	

P16		14 F1		BURNS / FAIRHURST		Yamaha F1 - MRB Fencing Doncaster	
IDEAL LAP TIME : 57.570		BEST LAP TIME : 57.648		DIFFERENCE : 0.078			
LAP	SECTOR 1	SECTOR 2	LAP TIME	MPH	DIFF	TIME OF DAY	
1 -		23.928	1:06.727	65.16	9.079	16:04:49.096	
2 -	34.639	23.009	57.648 (1)	75.43		16:05:46.744	
3 -	35.138	23.886	59.024	73.67	1.376	16:06:45.768	
4 -	34.872	23.332	58.204 (3)	74.71	0.556	16:07:43.972	
5 -	34.878	22.931	57.809 (2)	75.22	0.161	16:08:41.781	
6 -	35.408	23.783	59.191	73.46	1.543	16:09:40.972	
7 -	35.502	23.958	59.460	73.13	1.812	16:10:40.432	
8 -	35.399	23.308	58.707	74.07	1.059	16:11:39.139	
9 -	35.324	23.288	58.612	74.19	0.964	16:12:37.751	

BMCRC - MRO Championships 2024 - Rnd 7 @ Brands Hatch Indy

BMCRC F1 & F2 Sidecars

RACE 14 - SECTOR ANALYSIS



SECTOR 1 = FL to I1, SECTOR 2 = I1 to FL, DIFF = Difference To Personal Best Lap, P = Crossed Finish Line in Pit Lane, D = Time Disallowed

P17 167 F1		PETTMAN / MOSS		Baker Yamaha 1000 - Wesso Racing			
IDEAL LAP TIME : 1:02.087		BEST LAP TIME : 1:02.087		DIFFERENCE : 0.000			
LAP	SECTOR 1	SECTOR 2	LAP TIME	MPH	DIFF	TIME OF DAY	
1 -		25.166	1:09.766	62.33	7.679	16:04:52.135	
2 -	37.289	25.476	1:02.765 (3)	69.28	0.678	16:05:54.900	
3 -	38.316	25.337	1:03.653	68.31	1.566	16:06:58.553	
4 -	36.972	25.115	1:02.087 (1)	70.04		16:08:00.640	
5 -	37.303	25.346	1:02.649 (2)	69.41	0.562	16:09:03.289	
6 -	38.241	25.211	1:03.452	68.53	1.365	16:10:06.741	
7 -	38.483	25.171	1:03.654	68.31	1.567	16:11:10.395	
8 -	37.742	25.192	1:02.934	69.09	0.847	16:12:13.329	

BMCRC - MRO Championships 2024 - Rnd 7 @ Brands Hatch Indy

BMCRC F1 & F2 Sidecars

RACE 14 - BEST SECTORS

SECTOR 1			SECTOR 2			IDEAL / BEST COMPARISON						
POS	NO	NAME	TIME	NO	NAME	TIME	POS	NO	NAME	IDEAL	BEST	DIFF
									PERFECT LAP	51.959		
1	111	CABLE / RICHARDSON	30.886	27	KIRBY / KIRBY	21.073	1	27	KIRBY / KIRBY	52.032	52.032	0.000
2	27	KIRBY / KIRBY	30.959	111	CABLE / RICHARDSON	21.279	2	111	CABLE / RICHARDSON	52.165	52.332	0.167
3	4	PEACH / EDWARDS	31.579	4	PEACH / EDWARDS	21.503	3	4	PEACH / EDWARDS	53.082	53.110	0.028
4	62	WRIGHT / BAILEY	31.809	62	WRIGHT / BAILEY	21.584	4	62	WRIGHT / BAILEY	53.393	53.527	0.134
5	100	HOLLAND / STEVENS	31.830	100	HOLLAND / STEVENS	21.642	5	100	HOLLAND / STEVENS	53.472	53.656	0.184
6	65	FAIERS / FOX	31.940	65	FAIERS / FOX	21.840	6	65	FAIERS / FOX	53.780	53.780	0.000
7	83	BUCHANAN / EVANS	32.183	121	LAWRENCE / MULDOON	21.881	7	121	LAWRENCE / MULDOON	54.289	54.289	0.000
8	101	WAKLEY / HILDIGE	32.379	83	BUCHANAN / EVANS	22.221	8	83	BUCHANAN / EVANS	54.404	54.492	0.088
9	121	LAWRENCE / MULDOON	32.408	101	WAKLEY / HILDIGE	22.232	9	101	WAKLEY / HILDIGE	54.611	54.708	0.097
10	33	HEGARTY / LUDLOW	32.660	7	SMITH / SMITH	22.352	10	33	HEGARTY / LUDLOW	55.228	55.241	0.013
11	38	MOSS / HOPE	32.794	28	COSTELLO / SMITH	22.528	11	38	MOSS / HOPE	55.507	55.559	0.052
12	146	SAUNDERS / EASTELL	33.107	33	HEGARTY / LUDLOW	22.568	12	28	COSTELLO / SMITH	55.735	55.735	0.000
13	28	COSTELLO / SMITH	33.207	38	MOSS / HOPE	22.713	13	7	SMITH / SMITH	55.777	56.126	0.349
14	7	SMITH / SMITH	33.425	666	HANKS / KIRK	22.852	14	146	SAUNDERS / EASTELL	56.228	56.562	0.334
15	666	HANKS / KIRK	33.958	14	BURNS / FAIRHURST	22.931	15	666	HANKS / KIRK	56.810	56.981	0.171
16	14	BURNS / FAIRHURST	34.639	146	SAUNDERS / EASTELL	23.121	16	14	BURNS / FAIRHURST	57.570	57.648	0.078
17	167	PETTMAN / MOSS	36.972	167	PETTMAN / MOSS	25.115	17	167	PETTMAN / MOSS	1:02.087	1:02.087	0.000

BMCRC - MRO Championships 2024 - Rnd 7 @ Brands Hatch Indy

BMCRC F1 & F2 Sidecars

RACE 14 - STATISTICS

Competitors Started	17
Planned Start	2024-09-21 @ 15:00:00.000
Actual Start	2024-09-21 @ 16:03:42.368
Finish Time	2024-09-21 @ 16:11:42.878
Track Length	1.2079mi.
Total Laps	152
Total Distance Covered	183.6077mi.

Session Fastest Lap History

NO	CL	NAME	LAP TIME	TIME OF DAY	LAP	VEHICLE
111	F1	CABLE / RICHARDSON	53.421	16:05:35.317	2	LCR Yamaha
27	F1	KIRBY / KIRBY	53.138	16:05:35.471	2	ARS Yamaha F600
111	F1	CABLE / RICHARDSON	52.810	16:06:28.127	3	LCR Yamaha
111	F1	CABLE / RICHARDSON	52.332	16:07:20.459	4	LCR Yamaha
27	F1	KIRBY / KIRBY	52.032	16:10:50.735	8	ARS Yamaha F600

Session Leader History

NO	CL	NAME	FROM LAP	LAPS LED	DISTANCE	VEHICLE
111	F1	CABLE / RICHARDSON	1	9	10.87 miles	LCR Yamaha

Flag History

TYPE	TIME OF DAY
GREEN	16:03:42.368
FINISH	16:11:42.878

Flag Statistics

TYPE	COUNT	TOTAL LAPS	TOTAL TIME
Green	1	9	9:01.049
Red	0	0	0.000
Safety Car	0	0	0.000
FCY	0	0	0.000

BMCRC - MRO Championships 2024 - Rnd 7 @ Brands Hatch Indy

BMCRC F1 & F2 Sidecars

RACE 14 - STATISTICS

CLASS : F1

11 Starters

Fastest Lap History

NO	NAME	LAP TIME	TIME OF DAY	LAP	VEHICLE
111	CABLE / RICHARDSON	53.421	16:05:35.317	2	LCR Yamaha
27	KIRBY / KIRBY	53.138	16:05:35.471	2	ARS Yamaha F600
111	CABLE / RICHARDSON	52.810	16:06:28.127	3	LCR Yamaha
111	CABLE / RICHARDSON	52.332	16:07:20.459	4	LCR Yamaha
27	KIRBY / KIRBY	52.032	16:10:50.735	8	ARS Yamaha F600

Leader History

NO	NAME	FROM LAP	LAPS LED	DISTANCE	VEHICLE
111	CABLE / RICHARDSON	1	9	10.87 miles	LCR Yamaha

BMCRC - MRO Championships 2024 - Rnd 7 @ Brands Hatch Indy

BMCRC F1 & F2 Sidecars

RACE 14 - STATISTICS

CLASS : F2

6 Starters

Fastest Lap History

NO	NAME	LAP TIME	TIME OF DAY	LAP	VEHICLE
83	BUCHANAN / EVANS	55.163	16:05:40.494	2	Lumley Kawasaki
83	BUCHANAN / EVANS	54.992	16:07:30.801	4	Lumley Kawasaki
83	BUCHANAN / EVANS	54.492	16:08:25.293	5	Lumley Kawasaki

Leader History

NO	NAME	FROM LAP	LAPS LED	DISTANCE	VEHICLE
83	BUCHANAN / EVANS	1	9	10.87 miles	Lumley Kawasaki

BMCRC - MRO Championships 2024 - Rnd 7 @ Brands Hatch Indy

BMCRC F1 & F2 Sidecars

RACE 4 - GRID (12 Laps)



ROW 9	27	GRAHAM / BAKER	26		25	167	PETTMAN / MOSS	1:02.087
ROW 8	24	14	BURNS / FAIRHURST	23		22	666	HANKS / KIRK
ROW 7	21	146	SAUNDERS / EASTELL	20		19	7	SMITH / SMITH
ROW 6	18	28	COSTELLO / SMITH	17		16	38	MOSS / HOPE
ROW 5	15	33	HEGARTY / LUDLOW	14		13	101	WAKLEY / HILDIGE
ROW 4	12	83	BUCHANAN / EVANS	11		10	121	LAWRENCE / MULDOON
ROW 3	9	65	FAIERS / FOX	8		7	100	HOLLAND / STEVENS
ROW 2	6	62	WRIGHT / BAILEY	5		4	4	PEACH / EDWARDS
ROW 1	3	111	CABLE / RICHARDSON	2		1	27	KIRBY / KIRBY
Pole								

These results are provisional until the conclusion of any judicial and technical matters.

Brands Hatch Indy: 1.2079 miles

Clerk Of Course:	Stewards:	Timekeeper: Richard Evans	
------------------	-----------	---------------------------	--

Results can be found at www.tsl-timing.com

Printed - 16:15 Saturday, 21 September 2024





BMCRC - MRO Championships 2024 - Rnd 7 @ Brands Hatch Indy

BMCRC F1 & F2 Sidecars

RACE 4 - CLASSIFICATION

Race Distance: 12 Laps / 14.49 miles

POS	NO	CL	PIC	NAME	ENTRY	LAPS	TIME	GAP	DIFF	MPH	BEST	ON	GRD	↑↓
1	27	F1	1	KIRBY / KIRBY	ARS Yamaha F600 - KRT	12	10:45.103			80.89	52.736	4	1	0
2	4	F1	2	PEACH / EDWARDS	LCR Sidecar - Lifesafety Motorsport	12	10:45.866	0.763	0.763	80.79	52.646	9	3	1
3	62	F1	3	WRIGHT / BAILEY	Ryde Yamaha F998 - Stainless Steel Designs Ltd.	12	11:04.810	19.707	18.944	78.49	53.821	12	4	1
4	65	F1	4	FAIERS / FOX	Ryde Yamaha R6 - AWracing Ltd	12	11:05.076	19.973	0.266	78.46	53.746	12	6	2
5	100	F1	5	HOLLAND / STEVENS	- WPS Racing	12	11:11.501	26.398	6.425	77.71	54.028	4	5	0
6	101	F1	6	WAKLEY / HILDIGE	LCR F1 -	12	11:17.253	32.150	5.752	77.05	54.743	5	9	3
7	83	F2	1	BUCHANAN / EVANS	Lumley Kawasaki - Bull Inn Racing	12	11:17.635	32.532	0.382	77.00	55.171	11	8	1
8	28	F2	2	COSTELLO / SMITH	LCR Honda F2 - FHO Racing / Sterling Assessments	12	11:22.191	37.088	4.556	76.49	54.944	11	12	4
9	121	F1	7	LAWRENCE / MULDOON	LCR Yamaha - highfield transport, JHM autos	12	11:29.206	44.103	7.015	75.71	55.058	10	7	-2
10	38	F1	8	MOSS / HOPE	LCR R6 - LifeSafety Motorsport - CharlieMossRacing	12	11:29.216	44.113	0.010	75.71	56.138	4	11	1
11	146	F2	3	SAUNDERS / EASTELL	LCR Suzuki GSXR600 -	12	11:39.315	54.212	10.099	74.62	56.525	10	14	3
12	666	F2	4	HANKS / KIRK	GLR Honda CBR600 - JHM racing / Greg Lambert Racing	11	10:45.411	1 Lap	1 Lap	74.11	56.381	10	15	3
13	167	F1	9	PETTMAN / MOSS	Baker Yamaha 1000 - Wesso Racing	10	11:32.507	2 Laps	1 Lap	62.79	1:06.019	2	17	4

NOT CLASSIFIED

DNF	14	F1		BURNS / FAIRHURST	Yamaha F1 - MRB Fencing Doncaster	7	7:34.761	5 Laps	3 Laps	66.93	1:03.569	5	16	
DNF	33	F2		HEGARTY / LUDLOW	-	5	4:53.202	7 Laps	2 Laps	74.15	55.856	4	10	
DNF	7	F2		SMITH / SMITH	Ryde Honda CBR600 RR - TTSR Ltd	3	3:01.293	9 Laps	2 Laps	71.95	58.810	2	13	

FASTEST LAP

4	F1	PEACH / EDWARDS	LCR Sidecar - Lifesafety Motorsport	9	52.646	82.60 mph	132.93 kph
28	F2	COSTELLO / SMITH	LCR Honda F2 - FHO Racing / Sterling Assessments	11	54.944	79.14 mph	127.37 kph

Comments:

Class F1 - 92.5% of Race Speed = 74.82 mph

Class F2 - 92.5% of Race Speed = 71.22 mph

Weather / Track : Cloudy / Dry

Date: 22/09/2024 Start: 11:27 Finish: 11:37

These results are provisional until the conclusion of any judicial and technical matters.

Brands Hatch Indy: 1.2079 miles

Clerk Of Course:	Stewards:	Timekeeper: Richard Evans	
------------------	-----------	---------------------------	--

Results can be found at www.tsl-timing.com

Printed - 11:39 Sunday, 22 September 2024



BMCRC - MRO Championships 2024 - Rnd 7 @ Brands Hatch Indy

BMCRC F1 & F2 Sidecars

RACE 4 - LAP CHART

LAP 1 @ 11:28:10.804

NO	BEHIND	LAP TIME
27		58.952
4	2.075	1:01.027
62	3.638	1:02.590
7	4.553	1:03.505
65	4.610	1:03.562
83	4.805	1:03.757
101	5.110	1:04.062
100	5.612	1:04.564
28	6.480	1:05.432
666	7.344	1:06.296
38	7.745	1:06.697
121	8.138	1:07.090
146	9.043	1:07.995
33	9.079	1:08.031
14	11.073	1:10.025
167	14.574	1:13.526

LAP 2 @ 11:29:05.342

NO	BEHIND	LAP TIME
27		54.538
4	2.063	54.526
62	4.559	55.459
65	5.134	55.062
83	6.654	56.387
101	7.059	56.487
100	8.817	57.743
7	8.825	58.810
28	8.874	56.932
38	10.983	57.776
666	11.630	58.824
33	11.647	57.106
121	12.222	58.622
146	12.755	58.250
14	20.308	1:03.773
167	26.055	1:06.019

LAP 3 @ 11:29:59.757

NO	BEHIND	LAP TIME
27		54.415
4	1.131	53.483
62	5.586	55.442
65	6.029	55.310
101	7.606	54.962
83	7.798	55.559
100	9.000	54.598
28	10.953	56.494
38	13.105	56.537
7	13.388	58.978
33	13.557	56.325
666	15.570	58.355
146	15.874	57.534
121	16.130	58.323
14	30.866	1:04.973
167	38.248	1:06.608

LAP 4 @ 11:30:52.493

NO	BEHIND	LAP TIME
27		52.736
4	1.070	52.675
62	7.655	54.805
65	8.165	54.872

101	9.715	54.845
100	10.292	54.028
83	11.583	56.521
28	14.172	55.955
38	16.507	56.138
33	16.677	55.856
666	21.039	58.205
146	21.199	58.061
121	21.357	57.963
14	42.266	1:04.136
167	52.195	1:06.683

LAP 5 @ 11:31:45.294

NO	BEHIND	LAP TIME
27		52.801
4	0.982	52.713
62	9.708	54.854
65	10.088	54.724
101	11.657	54.743
100	13.663	56.172
83	14.705	55.923
28	17.686	56.315
33	19.760	55.884
38	20.156	56.450
121	25.877	57.321
666	26.849	58.611
146	27.093	58.695
14	53.034	1:03.569

LAP 6 @ 11:32:38.543

NO	BEHIND	LAP TIME
27		53.249
4	1.002	53.269
62	11.333	54.874
65	11.714	54.875
101	14.113	55.705
100	15.179	54.765
167	1 Lap	1:09.402
83	16.699	55.243
28	20.402	55.965
38	23.441	56.534
121	28.569	55.941
146	30.659	56.815
666	31.777	58.177

LAP 7 @ 11:33:31.378

NO	BEHIND	LAP TIME
27		52.835
4	1.848	53.681
14	1 Lap	1:03.621
62	12.855	54.357
65	13.108	54.229
101	16.360	55.082
100	16.653	54.309
83	19.198	55.334
28	23.742	56.175
38	26.812	56.206
121	31.849	56.115
167	1 Lap	1:10.444
146	34.662	56.838
666	36.153	57.211

LAP 8 @ 11:34:24.288

NO	BEHIND	LAP TIME
27		52.910
4	1.704	52.766
62	14.822	54.877
65	15.215	55.017
101	18.371	54.921
100	20.028	56.285
83	21.822	55.534
14	1 Lap	1:04.664
28	26.081	55.249
38	30.132	56.230
121	34.084	55.145
146	38.418	56.666
666	40.898	57.655
167	1 Lap	1:09.432

LAP 9 @ 11:35:17.111

NO	BEHIND	LAP TIME
27		52.823
4	1.527	52.646
62	16.750	54.751
65	16.999	54.607
100	22.263	55.058
101	24.594	59.046
83	25.039	56.040
28	29.497	56.239
38	34.337	57.028
121	36.827	55.566
146	43.014	57.419
666	45.103	57.028

LAP 10 @ 11:36:10.221

NO	BEHIND	LAP TIME
27		53.110
4	1.235	52.818
167	2 Laps	1:10.817
62	17.972	54.332
65	18.244	54.355
100	23.455	54.302
101	27.341	55.857
83	28.290	56.361
28	32.392	56.005
38	37.702	56.475
121	38.775	55.058
146	46.429	56.525
666	48.374	56.381

LAP 11 @ 11:37:03.365

NO	BEHIND	LAP TIME
27		53.144
4	1.287	53.196
62	19.476	54.648
65	19.817	54.717
100	25.074	54.763
101	29.516	55.319
83	30.317	55.171
167	2 Laps	1:11.336
28	34.192	54.944
121	41.007	55.376
38	41.103	56.545
146	50.348	57.063

LAP 12 @ 11:37:56.955

NO	BEHIND	LAP TIME
27		53.590
666	1 Lap	58.668
4	0.763	53.066
62	19.707	53.821
65	19.973	53.746
100	26.398	54.914
101	32.150	56.224
83	32.532	55.805
28	37.088	56.486
121	44.103	56.686
38	44.113	56.600
167	2 Laps	1:08.240
146	54.212	57.454

BMCRC - MRO Championships 2024 - Rnd 7 @ Brands Hatch Indy

BMCRC F1 & F2 Sidecars

RACE 4 - POSITION CHART

No	Name	Lap Pos	Lap												
			1	2	3	4	5	6	7	8	9	10	11	12	
27	KIRBY / KIRBY	1	27	27	27	27	27	27	27	27	27	27	27	27	27
4	PEACH / EDWARDS	2	4	4	4	4	4	4	4	4	4	4	4	4	4
62	WRIGHT / BAILEY	3	62	62	62	62	62	62	62	62	62	62	62	62	62
100	HOLLAND / STEVENS	4	7	65	65	65	65	65	65	65	65	65	65	65	65
65	FAIERS / FOX	5	65	83	101	101	101	101	101	101	101	100	100	100	100
121	LAWRENCE / MULDOCK	6	83	101	83	100	100	100	100	100	101	101	101	101	101
83	BUCHANAN / EVANS	7	101	100	100	83	83	83	83	83	83	83	83	83	83
101	WAKLEY / HILDIGE	8	100	7	28	28	28	28	28	28	28	28	28	28	28
33	HEGARTY / LUDLOW	9	28	28	38	38	33	38	38	38	38	38	38	121	121
38	MOSS / HOPE	10	666	38	7	33	38	121	121	121	121	121	38	38	
28	COSTELLO / SMITH	11	38	666	33	666	121	146	146	146	146	146	146	146	146
7	SMITH / SMITH	12	121	33	666	146	666	666	666	666	666	666	666	666	666
146	SAUNDERS / EASTELL	13	146	121	146	121	146	14	14	167	167	167			
666	HANKS / KIRK	14	33	146	121	14	14	167	167						
14	BURNS / FAIRHURST	15	14	14	14	167	167								
167	PETTMAN / MOSS	16	167	167	167										

BMCRC - MRO Championships 2024 - Rnd 7 @ Brands Hatch Indy

BMCRC F1 & F2 Sidecars

RACE 4 - BEST SECTORS

SECTOR 1			SECTOR 2			IDEAL / BEST COMPARISON						
POS	NO	NAME	TIME	NO	NAME	TIME	POS	NO	NAME	IDEAL	BEST	DIFF
									PERFECT LAP	52.421		
1	4	PEACH / EDWARDS	31.235	4	PEACH / EDWARDS	21.186	1	4	PEACH / EDWARDS	52.421	52.646	0.225
2	27	KIRBY / KIRBY	31.319	27	KIRBY / KIRBY	21.301	2	27	KIRBY / KIRBY	52.620	52.736	0.116
3	62	WRIGHT / BAILEY	32.015	65	FAIERS / FOX	21.716	3	65	FAIERS / FOX	53.746	53.746	0.000
4	65	FAIERS / FOX	32.030	62	WRIGHT / BAILEY	21.806	4	62	WRIGHT / BAILEY	53.821	53.821	0.000
5	100	HOLLAND / STEVENS	32.115	100	HOLLAND / STEVENS	21.846	5	100	HOLLAND / STEVENS	53.961	54.028	0.067
6	83	BUCHANAN / EVANS	32.359	28	COSTELLO / SMITH	22.097	6	101	WAKLEY / HILDIGE	54.580	54.743	0.163
7	121	LAWRENCE / MULDOON	32.409	101	WAKLEY / HILDIGE	22.101	7	121	LAWRENCE / MULDC	54.687	55.058	0.371
8	101	WAKLEY / HILDIGE	32.479	121	LAWRENCE / MULDOON	22.278	8	28	COSTELLO / SMITH	54.944	54.944	0.000
9	28	COSTELLO / SMITH	32.847	83	BUCHANAN / EVANS	22.641	9	83	BUCHANAN / EVANS	55.000	55.171	0.171
10	33	HEGARTY / LUDLOW	33.072	33	HEGARTY / LUDLOW	22.773	10	33	HEGARTY / LUDLOW	55.845	55.856	0.011
11	38	MOSS / HOPE	33.119	666	HANKS / KIRK	22.902	11	38	MOSS / HOPE	56.096	56.138	0.042
12	666	HANKS / KIRK	33.413	38	MOSS / HOPE	22.977	12	666	HANKS / KIRK	56.315	56.381	0.066
13	146	SAUNDERS / EASTELL	33.434	146	SAUNDERS / EASTELL	23.005	13	146	SAUNDERS / EASTEL	56.439	56.525	0.086
14	7	SMITH / SMITH	34.843	7	SMITH / SMITH	23.245	14	7	SMITH / SMITH	58.088	58.810	0.722
15	14	BURNS / FAIRHURST	38.189	14	BURNS / FAIRHURST	24.852	15	14	BURNS / FAIRHURST	1:03.041	1:03.569	0.528
16	167	PETTMAN / MOSS	39.107	167	PETTMAN / MOSS	26.447	16	167	PETTMAN / MOSS	1:05.554	1:06.019	0.465

BMCRC - MRO Championships 2024 - Rnd 7 @ Brands Hatch Indy

BMCRC F1 & F2 Sidecars

RACE 4 - SECTOR ANALYSIS



SECTOR 1 = FL to I1, SECTOR 2 = I1 to FL, DIFF = Difference To Personal Best Lap, P = Crossed Finish Line in Pit Lane, D = Time Disallowed

P1		27 F1		KIRBY / KIRBY		ARS Yamaha F600 - KRT	
IDEAL LAP TIME : 52.620		BEST LAP TIME : 52.736		DIFFERENCE : 0.116			
LAP	SECTOR 1	SECTOR 2	LAP TIME	MPH	DIFF	TIME OF DAY	
1 -		22.070	58.952	73.76	6.216	11:28:10.804	
2 -	32.361	22.177	54.538	79.73	1.802	11:29:05.342	
3 -	32.553	21.862	54.415	79.91	1.679	11:29:59.757	
4 -	31.339	21.397	52.736 (1)	82.45		11:30:52.493	
5 -	31.319	21.482	52.801 (2)	82.35	0.065	11:31:45.294	
6 -	31.922	21.327	53.249	81.66	0.513	11:32:38.543	
7 -	31.396	21.439	52.835	82.30	0.099	11:33:31.378	
8 -	31.420	21.490	52.910	82.18	0.174	11:34:24.288	
9 -	31.522	21.301	52.823 (3)	82.32	0.087	11:35:17.111	
10 -	31.809	21.301	53.110	81.87	0.374	11:36:10.221	
11 -	31.746	21.398	53.144	81.82	0.408	11:37:03.365	
12 -	31.334	22.256	53.590	81.14	0.854	11:37:56.955	

P2		4 F1		PEACH / EDWARDS		LCR Sidecar - Lifesafety Motorsport	
IDEAL LAP TIME : 52.421		BEST LAP TIME : 52.646		DIFFERENCE : 0.225			
LAP	SECTOR 1	SECTOR 2	LAP TIME	MPH	DIFF	TIME OF DAY	
1 -		22.383	1:01.027	71.25	8.381	11:28:12.879	
2 -	32.771	21.755	54.526	79.75	1.880	11:29:07.405	
3 -	32.051	21.432	53.483	81.30	0.837	11:30:00.888	
4 -	31.464	21.211	52.675 (2)	82.55	0.029	11:30:53.563	
5 -	31.527	21.186	52.713 (3)	82.49	0.067	11:31:46.276	
6 -	32.046	21.223	53.269	81.63	0.623	11:32:39.545	
7 -	32.379	21.302	53.681	81.00	1.035	11:33:33.226	
8 -	31.235	21.531	52.766	82.41	0.120	11:34:25.992	
9 -	31.341	21.305	52.646 (1)	82.60		11:35:18.638	
10 -	31.500	21.318	52.818	82.33	0.172	11:36:11.456	
11 -	31.327	21.869	53.196	81.74	0.550	11:37:04.652	
12 -	31.610	21.456	53.066	81.94	0.420	11:37:57.718	

P3		62 F1		WRIGHT / BAILEY		Ryde Yamaha F998 - Stainless Steel Designs Ltd.	
IDEAL LAP TIME : 53.821		BEST LAP TIME : 53.821		DIFFERENCE : 0.000			
LAP	SECTOR 1	SECTOR 2	LAP TIME	MPH	DIFF	TIME OF DAY	
1 -		22.998	1:02.590	69.47	8.769	11:28:14.442	
2 -	32.634	22.825	55.459	78.41	1.638	11:29:09.901	
3 -	32.997	22.445	55.442	78.43	1.621	11:30:05.343	
4 -	32.713	22.092	54.805	79.34	0.984	11:31:00.148	
5 -	32.760	22.094	54.854	79.27	1.033	11:31:55.002	
6 -	32.085	22.789	54.874	79.24	1.053	11:32:49.876	
7 -	32.281	22.076	54.357 (3)	80.00	0.536	11:33:44.233	
8 -	32.393	22.484	54.877	79.24	1.056	11:34:39.110	
9 -	32.382	22.369	54.751	79.42	0.930	11:35:33.861	
10 -	32.402	21.930	54.332 (2)	80.03	0.511	11:36:28.193	
11 -	32.390	22.258	54.648	79.57	0.827	11:37:22.841	
12 -	32.015	21.806	53.821 (1)	80.79		11:38:16.662	

BMCRC - MRO Championships 2024 - Rnd 7 @ Brands Hatch Indy

BMCRC F1 & F2 Sidecars

RACE 4 - SECTOR ANALYSIS



SECTOR 1 = FL to I1, SECTOR 2 = I1 to FL, DIFF = Difference To Personal Best Lap, P = Crossed Finish Line in Pit Lane, D = Time Disallowed

P4		65 F1		FAIERS / FOX		Ryde Yamaha R6 - AW Racing Ltd	
IDEAL LAP TIME : 53.746		BEST LAP TIME : 53.746		DIFFERENCE : 0.000			
LAP	SECTOR 1	SECTOR 2	LAP TIME	MPH	DIFF	TIME OF DAY	
1 -		22.925	1:03.562	68.41	9.816	11:28:15.414	
2 -	32.658	22.404	55.062	78.97	1.316	11:29:10.476	
3 -	33.002	22.308	55.310	78.62	1.564	11:30:05.786	
4 -	32.662	22.210	54.872	79.24	1.126	11:31:00.658	
5 -	32.602	22.122	54.724	79.46	0.978	11:31:55.382	
6 -	32.216	22.659	54.875	79.24	1.129	11:32:50.257	
7 -	32.369	21.860	54.229 (2)	80.18	0.483	11:33:44.486	
8 -	32.574	22.443	55.017	79.04	1.271	11:34:39.503	
9 -	32.360	22.247	54.607	79.63	0.861	11:35:34.110	
10 -	32.497	21.858	54.355 (3)	80.00	0.609	11:36:28.465	
11 -	32.550	22.167	54.717	79.47	0.971	11:37:23.182	
12 -	32.030	21.716	53.746 (1)	80.91		11:38:16.928	

P5		100 F1		HOLLAND / STEVENS		- WPS Racing	
IDEAL LAP TIME : 53.961		BEST LAP TIME : 54.028		DIFFERENCE : 0.067			
LAP	SECTOR 1	SECTOR 2	LAP TIME	MPH	DIFF	TIME OF DAY	
1 -		23.302	1:04.564	67.35	10.536	11:28:16.416	
2 -	33.905	23.838	57.743	75.30	3.715	11:29:14.159	
3 -	32.523	22.075	54.598	79.64	0.570	11:30:08.757	
4 -	32.182	21.846	54.028 (1)	80.48		11:31:02.785	
5 -	34.079	22.093	56.172	77.41	2.144	11:31:58.957	
6 -	32.483	22.282	54.765	79.40	0.737	11:32:53.722	
7 -	32.151	22.158	54.309 (3)	80.07	0.281	11:33:48.031	
8 -	32.689	23.596	56.285	77.26	2.257	11:34:44.316	
9 -	32.817	22.241	55.058	78.98	1.030	11:35:39.374	
10 -	32.115	22.187	54.302 (2)	80.08	0.274	11:36:33.676	
11 -	32.563	22.200	54.763	79.40	0.735	11:37:28.439	
12 -	32.601	22.313	54.914	79.18	0.886	11:38:23.353	

P6		101 F1		WAKLEY / HILDIGE		LCR F1 -	
IDEAL LAP TIME : 54.580		BEST LAP TIME : 54.743		DIFFERENCE : 0.163			
LAP	SECTOR 1	SECTOR 2	LAP TIME	MPH	DIFF	TIME OF DAY	
1 -		23.205	1:04.062	67.88	9.319	11:28:15.914	
2 -	33.832	22.655	56.487	76.98	1.744	11:29:12.401	
3 -	32.733	22.229	54.962	79.12	0.219	11:30:07.363	
4 -	32.581	22.264	54.845 (2)	79.28	0.102	11:31:02.208	
5 -	32.642	22.101	54.743 (1)	79.43		11:31:56.951	
6 -	32.567	23.138	55.705	78.06	0.962	11:32:52.656	
7 -	32.641	22.441	55.082	78.94	0.339	11:33:47.738	
8 -	32.479	22.442	54.921 (3)	79.17	0.178	11:34:42.659	
9 -	36.150	22.896	59.046	73.64	4.303	11:35:41.705	
10 -	33.219	22.638	55.857	77.85	1.114	11:36:37.562	
11 -	32.622	22.697	55.319	78.60	0.576	11:37:32.881	
12 -	33.064	23.160	56.224	77.34	1.481	11:38:29.105	

BMCRC - MRO Championships 2024 - Rnd 7 @ Brands Hatch Indy

BMCRC F1 & F2 Sidecars

RACE 4 - SECTOR ANALYSIS



SECTOR 1 = FL to I1, SECTOR 2 = I1 to FL, DIFF = Difference To Personal Best Lap, P = Crossed Finish Line in Pit Lane, D = Time Disallowed

P7 83 F2		BUCHANAN / EVANS		Lumley Kawasaki - Bull Inn Racing			
IDEAL LAP TIME : 55.000		BEST LAP TIME : 55.171		DIFFERENCE : 0.171			
LAP	SECTOR 1	SECTOR 2	LAP TIME	MPH	DIFF	TIME OF DAY	
1 -		23.236	1:03.757	68.20	8.586	11:28:15.609	
2 -	33.512	22.875	56.387	77.12	1.216	11:29:11.996	
3 -	32.918	22.641	55.559	78.27	0.388	11:30:07.555	
4 -	33.549	22.972	56.521	76.93	1.350	11:31:04.076	
5 -	33.006	22.917	55.923	77.76	0.752	11:31:59.999	
6 -	32.435	22.808	55.243 (2)	78.71	0.072	11:32:55.242	
7 -	32.627	22.707	55.334 (3)	78.58	0.163	11:33:50.576	
8 -	32.592	22.942	55.534	78.30	0.363	11:34:46.110	
9 -	32.685	23.355	56.040	77.59	0.869	11:35:42.150	
10 -	33.352	23.009	56.361	77.15	1.190	11:36:38.511	
11 -	32.359	22.812	55.171 (1)	78.82		11:37:33.682	
12 -	32.924	22.881	55.805	77.92	0.634	11:38:29.487	

P8 28 F2		COSTELLO / SMITH		LCR Honda F2 - FHO Racing / Sterling Assessments			
IDEAL LAP TIME : 54.944		BEST LAP TIME : 54.944		DIFFERENCE : 0.000			
LAP	SECTOR 1	SECTOR 2	LAP TIME	MPH	DIFF	TIME OF DAY	
1 -		22.979	1:05.432	66.45	10.488	11:28:17.284	
2 -	33.950	22.982	56.932	76.38	1.988	11:29:14.216	
3 -	33.865	22.629	56.494	76.97	1.550	11:30:10.710	
4 -	33.426	22.529	55.955 (3)	77.71	1.011	11:31:06.665	
5 -	33.524	22.791	56.315	77.21	1.371	11:32:02.980	
6 -	33.506	22.459	55.965	77.70	1.021	11:32:58.945	
7 -	33.677	22.498	56.175	77.41	1.231	11:33:55.120	
8 -	32.968	22.281	55.249 (2)	78.70	0.305	11:34:50.369	
9 -	33.894	22.345	56.239	77.32	1.295	11:35:46.608	
10 -	33.473	22.532	56.005	77.64	1.061	11:36:42.613	
11 -	32.847	22.097	54.944 (1)	79.14		11:37:37.557	
12 -	34.173	22.313	56.486	76.98	1.542	11:38:34.043	

P9 121 F1		LAWRENCE / MULDOON		LCR Yamaha - highfield transport, JHM autos			
IDEAL LAP TIME : 54.687		BEST LAP TIME : 55.058		DIFFERENCE : 0.371			
LAP	SECTOR 1	SECTOR 2	LAP TIME	MPH	DIFF	TIME OF DAY	
1 -		23.552	1:07.090	64.81	12.032	11:28:18.942	
2 -	34.955	23.667	58.622	74.18	3.564	11:29:17.564	
3 -	34.412	23.911	58.323	74.56	3.265	11:30:15.887	
4 -	34.726	23.237	57.963	75.02	2.905	11:31:13.850	
5 -	34.443	22.878	57.321	75.86	2.263	11:32:11.171	
6 -	33.663	22.278	55.941	77.73	0.883	11:33:07.112	
7 -	33.103	23.012	56.115	77.49	1.057	11:34:03.227	
8 -	32.842	22.303	55.145 (2)	78.85	0.087	11:34:58.372	
9 -	32.829	22.737	55.566	78.26	0.508	11:35:53.938	
10 -	32.409	22.649	55.058 (1)	78.98		11:36:48.996	
11 -	32.590	22.786	55.376 (3)	78.52	0.318	11:37:44.372	
12 -	33.200	23.486	56.686	76.71	1.628	11:38:41.058	

BMCRC - MRO Championships 2024 - Rnd 7 @ Brands Hatch Indy

BMCRC F1 & F2 Sidecars

RACE 4 - SECTOR ANALYSIS



SECTOR 1 = FL to I1, SECTOR 2 = I1 to FL, DIFF = Difference To Personal Best Lap, P = Crossed Finish Line in Pit Lane, D = Time Disallowed

P10 38 F1 MOSS / HOPE			LCR R6 - LifeSafety Motorsport - CharlieMossRacing			
IDEAL LAP TIME : 56.096		BEST LAP TIME : 56.138		DIFFERENCE : 0.042		
LAP	SECTOR 1	SECTOR 2	LAP TIME	MPH	DIFF	TIME OF DAY
1 -		23.772	1:06.697	65.19	10.559	11:28:18.549
2 -	34.481	23.295	57.776	75.26	1.638	11:29:16.325
3 -	33.324	23.213	56.537	76.91	0.399	11:30:12.862
4 -	33.139	22.999	56.138 (1)	77.46		11:31:09.000
5 -	33.353	23.097	56.450	77.03	0.312	11:32:05.450
6 -	33.387	23.147	56.534	76.92	0.396	11:33:01.984
7 -	33.229	22.977	56.206 (2)	77.36	0.068	11:33:58.190
8 -	33.119	23.111	56.230 (3)	77.33	0.092	11:34:54.420
9 -	33.620	23.408	57.028	76.25	0.890	11:35:51.448
10 -	33.261	23.214	56.475	77.00	0.337	11:36:47.923
11 -	33.278	23.267	56.545	76.90	0.407	11:37:44.468
12 -	33.240	23.360	56.600	76.83	0.462	11:38:41.068

P11 146 F2 SAUNDERS / EASTELL			LCR Suzuki GSXR600 -			
IDEAL LAP TIME : 56.439		BEST LAP TIME : 56.525		DIFFERENCE : 0.086		
LAP	SECTOR 1	SECTOR 2	LAP TIME	MPH	DIFF	TIME OF DAY
1 -		24.295	1:07.995	63.95	11.470	11:28:19.847
2 -	34.585	23.665	58.250	74.65	1.725	11:29:18.097
3 -	34.026	23.508	57.534	75.58	1.009	11:30:15.631
4 -	34.466	23.595	58.061	74.89	1.536	11:31:13.692
5 -	35.459	23.236	58.695	74.08	2.170	11:32:12.387
6 -	33.762	23.053	56.815 (3)	76.53	0.290	11:33:09.202
7 -	33.604	23.234	56.838	76.50	0.313	11:34:06.040
8 -	33.434	23.232	56.666 (2)	76.74	0.141	11:35:02.706
9 -	34.073	23.346	57.419	75.73	0.894	11:36:00.125
10 -	33.520	23.005	56.525 (1)	76.93		11:36:56.650
11 -	33.772	23.291	57.063	76.20	0.538	11:37:53.713
12 -	34.004	23.450	57.454	75.68	0.929	11:38:51.167

P12 666 F2 HANKS / KIRK			GLR Honda CBR600 - JHM racing / Greg Lambert Racing			
IDEAL LAP TIME : 56.315		BEST LAP TIME : 56.381		DIFFERENCE : 0.066		
LAP	SECTOR 1	SECTOR 2	LAP TIME	MPH	DIFF	TIME OF DAY
1 -		23.847	1:06.296	65.59	9.915	11:28:18.148
2 -	35.309	23.515	58.824	73.92	2.443	11:29:16.972
3 -	34.890	23.465	58.355	74.51	1.974	11:30:15.327
4 -	34.595	23.610	58.205	74.71	1.824	11:31:13.532
5 -	35.466	23.145	58.611	74.19	2.230	11:32:12.143
6 -	35.085	23.092	58.177	74.74	1.796	11:33:10.320
7 -	34.137	23.074	57.211 (3)	76.00	0.830	11:34:07.531
8 -	34.753	22.902	57.655	75.42	1.274	11:35:05.186
9 -	34.080	22.948	57.028 (2)	76.25	0.647	11:36:02.214
10 -	33.413	22.968	56.381 (1)	77.12		11:36:58.595
11 -	35.353	23.315	58.668	74.12	2.287	11:37:57.263

P13 167 F1 PETTMAN / MOSS			Baker Yamaha 1000 - Wesso Racing			
IDEAL LAP TIME : 1:05.554		BEST LAP TIME : 1:06.019		DIFFERENCE : 0.465		
LAP	SECTOR 1	SECTOR 2	LAP TIME	MPH	DIFF	TIME OF DAY
1 -		26.539	1:13.526	59.14	7.507	11:28:25.378
2 -	39.107	26.912	1:06.019 (1)	65.86		11:29:31.397
3 -	40.161	26.447	1:06.608 (2)	65.28	0.589	11:30:38.005
4 -	39.496	27.187	1:06.683 (3)	65.21	0.664	11:31:44.688
5 -	41.142	28.260	1:09.402	62.65	3.383	11:32:54.090
6 -	41.875	28.569	1:10.444	61.73	4.425	11:34:04.534
7 -	41.669	27.763	1:09.432	62.63	3.413	11:35:13.966
8 -	42.886	27.931	1:10.817	61.40	4.798	11:36:24.783
9 -	42.521	28.815	1:11.336	60.95	5.317	11:37:36.119
10 -	40.904	27.336	1:08.240	63.72	2.221	11:38:44.359

BMCRC - MRO Championships 2024 - Rnd 7 @ Brands Hatch Indy

BMCRC F1 & F2 Sidecars

RACE 4 - SECTOR ANALYSIS



SECTOR 1 = FL to I1, SECTOR 2 = I1 to FL, DIFF = Difference To Personal Best Lap, P = Crossed Finish Line in Pit Lane, D = Time Disallowed

P14		14 F1		BURNS / FAIRHURST		Yamaha F1 - MRB Fencing Doncaster	
IDEAL LAP TIME : 1:03.041		BEST LAP TIME : 1:03.569		DIFFERENCE : 0.528			
LAP	SECTOR 1	SECTOR 2	LAP TIME	MPH	DIFF	TIME OF DAY	
1 -		25.080	1:10.025	62.10	6.456	11:28:21.877	
2 -	38.408	25.365	1:03.773 (3)	68.18	0.204	11:29:25.650	
3 -	39.406	25.567	1:04.973	66.92	1.404	11:30:30.623	
4 -	38.912	25.224	1:04.136	67.80	0.567	11:31:34.759	
5 -	38.717	24.852	1:03.569 (1)	68.40		11:32:38.328	
6 -	38.189	25.432	1:03.621 (2)	68.35	0.052	11:33:41.949	
7 -	38.456	26.208	1:04.664	67.24	1.095	11:34:46.613	

P15		33 F2		HEGARTY / LUDLOW		-	
IDEAL LAP TIME : 55.845		BEST LAP TIME : 55.856		DIFFERENCE : 0.011			
LAP	SECTOR 1	SECTOR 2	LAP TIME	MPH	DIFF	TIME OF DAY	
1 -		24.006	1:08.031	63.92	12.175	11:28:19.883	
2 -	34.018	23.088	57.106	76.14	1.250	11:29:16.989	
3 -	33.300	23.025	56.325 (3)	77.20	0.469	11:30:13.314	
4 -	33.072	22.784	55.856 (1)	77.85		11:31:09.170	
5 -	33.111	22.773	55.884 (2)	77.81	0.028	11:32:05.054	

P16		7 F2		SMITH / SMITH		Ryde Honda CBR600 RR - TTSR Ltd	
IDEAL LAP TIME : 58.088		BEST LAP TIME : 58.810		DIFFERENCE : 0.722			
LAP	SECTOR 1	SECTOR 2	LAP TIME	MPH	DIFF	TIME OF DAY	
1 -		23.245	1:03.505	68.47	4.695	11:28:15.357	
2 -	34.847	23.963	58.810 (1)	73.94		11:29:14.167	
3 -	35.541	23.437	58.978 (2)	73.73	0.168	11:30:13.145	

BMCRC - MRO Championships 2024 - Rnd 7 @ Brands Hatch Indy

BMCRC F1 & F2 Sidecars

RACE 4 - STATISTICS

Competitors Started	16
Planned Start	2024-09-22 @ 11:24:00.000
Actual Start	2024-09-22 @ 11:27:11.851
Finish Time	2024-09-22 @ 11:37:56.954
Track Length	1.2079mi.
Total Laps	168
Total Distance Covered	202.9348mi.

Session Fastest Lap History

NO	CL	NAME	LAP TIME	TIME OF DAY	LAP	VEHICLE
27	F1	KIRBY / KIRBY	54.538	11:29:05.342	2	ARS Yamaha F600
4	F1	PEACH / EDWARDS	54.526	11:29:07.405	2	LCR Sidecar
27	F1	KIRBY / KIRBY	54.415	11:29:59.757	3	ARS Yamaha F600
4	F1	PEACH / EDWARDS	53.483	11:30:00.888	3	LCR Sidecar
27	F1	KIRBY / KIRBY	52.736	11:30:52.493	4	ARS Yamaha F600
4	F1	PEACH / EDWARDS	52.675	11:30:53.563	4	LCR Sidecar
4	F1	PEACH / EDWARDS	52.646	11:35:18.638	9	LCR Sidecar

Session Leader History

NO	CL	NAME	FROM LAP	LAPS LED	DISTANCE	VEHICLE
27	F1	KIRBY / KIRBY	1	12	14.49 miles	ARS Yamaha F600

Flag History

TYPE	TIME OF DAY
GREEN	11:27:11.851
FINISH	11:37:56.954

Flag Statistics

TYPE	COUNT	TOTAL LAPS	TOTAL TIME
Green	1	12	12:17.859
Red	0	0	0.000
Safety Car	0	0	0.000
FCY	0	0	0.000

BMCRC - MRO Championships 2024 - Rnd 7 @ Brands Hatch Indy

BMCRC F1 & F2 Sidecars

RACE 4 - STATISTICS

CLASS : F1

10 Starters

Fastest Lap History

NO	NAME	LAP TIME	TIME OF DAY	LAP	VEHICLE
27	KIRBY / KIRBY	54.538	11:29:05.342	2	ARS Yamaha F600
4	PEACH / EDWARDS	54.526	11:29:07.405	2	LCR Sidecar
27	KIRBY / KIRBY	54.415	11:29:59.757	3	ARS Yamaha F600
4	PEACH / EDWARDS	53.483	11:30:00.888	3	LCR Sidecar
27	KIRBY / KIRBY	52.736	11:30:52.493	4	ARS Yamaha F600
4	PEACH / EDWARDS	52.675	11:30:53.563	4	LCR Sidecar
4	PEACH / EDWARDS	52.646	11:35:18.638	9	LCR Sidecar

Leader History

NO	NAME	FROM LAP	LAPS LED	DISTANCE	VEHICLE
27	KIRBY / KIRBY	1	12	14.49 miles	ARS Yamaha F600

BMCRC - MRO Championships 2024 - Rnd 7 @ Brands Hatch Indy

BMCRC F1 & F2 Sidecars

RACE 4 - STATISTICS

CLASS : F2

6 Starters

Fastest Lap History

NO	NAME	LAP TIME	TIME OF DAY	LAP	VEHICLE
83	BUCHANAN / EVANS	56.387	11:29:11.996	2	Lumley Kawasaki
83	BUCHANAN / EVANS	55.559	11:30:07.555	3	Lumley Kawasaki
83	BUCHANAN / EVANS	55.243	11:32:55.242	6	Lumley Kawasaki
83	BUCHANAN / EVANS	55.171	11:37:33.682	11	Lumley Kawasaki
28	COSTELLO / SMITH	54.944	11:37:37.557	11	LCR Honda F2

Leader History

NO	NAME	FROM LAP	LAPS LED	DISTANCE	VEHICLE
7	SMITH / SMITH	1	1	1.20 miles	Ryde Honda CBR600 RR
83	BUCHANAN / EVANS	2	11	13.28 miles	Lumley Kawasaki

BMCRC - MRO Championships 2024 - Rnd 7 @ Brands Hatch Indy

BMCRC F1 & F2 Sidecars

RACE 14 - GRID (12 Laps)



ROW 9	27	GRAHAM / BAKER	26		25	111	CABLE / RICHARDSON	
ROW 8	24	1:06.019 167	PETTMAN / MOSS	23		22	1:03.569 14	BURNS / FAIRHURST
ROW 7	21	58.810 7	SMITH / SMITH	20		19	56.525 146	SAUNDERS / EASTELL
ROW 6	18	56.381 666	HANKS / KIRK	17		16	56.138 38	MOSS / HOPE
ROW 5	15	55.856 33	HEGARTY / LUDLOW	14		13	55.171 83	BUCHANAN / EVANS
ROW 4	12	55.058 121	LAWRENCE / MULDOON	11		10	54.944 28	COSTELLO / SMITH
ROW 3	9	54.743 101	WAKLEY / HILDIGE	8		7	54.028 100	HOLLAND / STEVENS
ROW 2	6	53.821 62	WRIGHT / BAILEY	5		4	53.746 65	FAIERS / FOX
ROW 1	3	52.736 27	KIRBY / KIRBY	2		1	52.646 4	PEACH / EDWARDS
Pole								

These results are provisional until the conclusion of any judicial and technical matters.

Brands Hatch Indy: 1.2079 miles

Clerk Of Course:	Stewards:	Timekeeper: Richard Evans	
------------------	-----------	---------------------------	--

Results can be found at www.tsl-timing.com

Printed - 11:41 Sunday, 22 September 2024



BMCRC - MRO Championships 2024 - Rnd 7 @ Brands Hatch Indy

BMCRC F1 & F2 Sidecars

RACE 14 - CLASSIFICATION

Race Distance: 12 Laps / 14.49 miles



POS	NO	CL	PIC	NAME	ENTRY	LAPS	TIME	GAP	DIFF	MPH	BEST	ON	GRD	↑↓
1	4	F1	1	PEACH / EDWARDS	LCR Sidecar - Lifesafety Motorsport	12	10:39.694			81.57	52.390	2	1	0
2	27	F1	2	KIRBY / KIRBY	ARS Yamaha F600 - KRT	12	10:40.062	0.368	0.368	81.52	52.312	8	2	0
3	65	F1	3	FAIERS / FOX	Ryde Yamaha R6 - AWracing ltd	12	10:52.115	12.421	12.053	80.02	53.316	6	3	0
4	33	F2	1	HEGARTY / LUDLOW	-	12	10:56.459	16.765	4.344	79.49	53.688	5	10	6
5	62	F1	4	WRIGHT / BAILEY	Ryde Yamaha F998 - Stainless Steel Designs Ltd.	12	11:06.616	26.922	10.157	78.28	53.156	4	4	-1
6	28	F2	2	COSTELLO / SMITH	LCR Honda F2 - FHO Racing / Sterling Assessments	12	11:12.144	32.450	5.528	77.63	54.998	4	7	1
7	7	F2	3	SMITH / SMITH	Ryde Honda CBR600 RR - TTSR Ltd	12	11:16.418	36.724	4.274	77.14	55.374	6	14	7
8	101	F1	5	WAKLEY / HILDIGE	LCR F1 -	12	11:29.133	49.439	12.715	75.72	55.318	4	6	-2
9	666	F2	4	HANKS / KIRK	GLR Honda CBR600 - JHM racing / Greg Lambert Racing	12	11:34.628	54.934	5.495	75.12	56.527	6	12	3
10	146	F2	5	SAUNDERS / EASTELL	LCR Suzuki GSXR600 -	11	10:40.462	1 Lap	1 Lap	74.68	56.663	4	13	3
11	14	F1	6	BURNS / FAIRHURST	Yamaha F1 - MRB Fencing Doncaster	11	10:44.005	1 Lap	3.543	74.27	57.130	3	15	4
12	167	F1	7	PETTMAN / MOSS	Baker Yamaha 1000 - Wesso Racing	10	10:43.007	2 Laps	1 Lap	67.62	1:02.553	3	16	4

NOT CLASSIFIED

DNF	100	F1		HOLLAND / STEVENS	- WPS Racing	10	9:07.421	2 Laps		79.43	53.190	4	5	
DNF	38	F1		MOSS / HOPE	LCR R6 - LifeSafety Motorsport - CharlieMossRacing	6	5:46.804	6 Laps	4 Laps	75.23	55.981	4	11	

FASTEST LAP

27	F1			KIRBY / KIRBY	ARS Yamaha F600 - KRT	8	52.312			83.12 mph			133.78 kph	
33	F2			HEGARTY / LUDLOW	-	5	53.688			80.99 mph			130.35 kph	

Comments:

Class F1 - 92.5% of Race Speed = 75.45 mph

Class F2 - 92.5% of Race Speed = 73.52 mph

Weather / Track : Cloudy / Dry

These results are provisional until the conclusion of any judicial and technical matters.

Date: 22/09/2024 Start: 15:11 Finish: 15:21

Brands Hatch Indy: 1.2079 miles

Clerk Of Course:

Stewards:

Timekeeper: Richard Evans



Results can be found at www.tsl-timing.com

Printed - 15:23 Sunday, 22 September 2024



BMCRC - MRO Championships 2024 - Rnd 7 @ Brands Hatch Indy

BMCRC F1 & F2 Sidecars

RACE 14 - LAP CHART

LAP 1 @ 15:11:59.287

NO	BEHIND	LAP TIME
4		58.095
27	0.287	58.382
62	1.553	59.648
65	2.087	1:00.182
100	2.287	1:00.382
28	3.228	1:01.323
7	4.181	1:02.276
33	4.383	1:02.478
666	6.337	1:04.432
146	6.460	1:04.555
101	6.717	1:04.812
38	6.801	1:04.896
14	7.250	1:05.345
167	12.182	1:10.277

LAP 2 @ 15:12:51.677

NO	BEHIND	LAP TIME
4		52.390
27	0.766	52.869
62	2.649	53.486
65	3.482	53.785
100	3.636	53.739
28	6.073	55.235
33	6.360	54.367
7	7.760	55.969
38	10.751	56.340
101	10.823	56.496
666	11.817	57.870
146	12.240	58.170
14	13.093	58.233
167	22.843	1:03.051

LAP 3 @ 15:13:44.189

NO	BEHIND	LAP TIME
4		52.512
27	1.093	52.839
62	3.631	53.494
65	4.965	53.995
100	5.273	54.149
33	8.083	54.235
28	9.256	55.695
7	10.809	55.561
101	14.102	55.791
38	14.807	56.568
146	17.329	57.601
666	17.355	58.050
14	17.711	57.130
167	32.884	1:02.553

LAP 4 @ 15:14:36.782

NO	BEHIND	LAP TIME
4		52.593
27	0.938	52.438
62	4.194	53.156
65	5.777	53.405
100	5.870	53.190
33	9.263	53.773
28	11.661	54.998
7	13.745	55.529
101	16.827	55.318
38	18.195	55.981

146	21.399	56.663
666	22.406	57.644
14	23.045	57.927
167	43.396	1:03.105

LAP 5 @ 15:15:29.462

NO	BEHIND	LAP TIME
4		52.680
27	0.714	52.456
62	5.085	53.571
65	7.123	54.026
100	7.307	54.117
33	10.271	53.688
28	14.101	55.120
7	16.597	55.532
101	19.908	55.761
38	21.836	56.321
146	25.474	56.755
666	26.483	56.757
14	28.348	57.983

LAP 6 @ 15:16:22.768

NO	BEHIND	LAP TIME
4		53.306
27	0.613	53.205
167	1 Lap	1:03.872
62	5.732	53.953
65	7.133	53.316
100	7.693	53.692
33	10.974	54.009
28	16.178	55.383
7	18.665	55.374
101	22.271	55.669
38	25.228	56.698
146	29.216	57.048
666	29.704	56.527
14	33.181	58.139

LAP 7 @ 15:17:15.494

NO	BEHIND	LAP TIME
4		52.726
27	0.556	52.669
62	6.935	53.929
65	8.361	53.954
100	9.127	54.160
33	12.459	54.211
167	1 Lap	1:05.296
28	18.500	55.048
7	21.757	55.818
101	26.177	56.632
146	33.701	57.211
666	34.062	57.084
14	38.446	57.991

LAP 8 @ 15:18:08.048

NO	BEHIND	LAP TIME
4		52.554
27	0.314	52.312
65	9.897	54.090
100	10.868	54.295
33	13.719	53.814
62	19.893	1:05.512
28	22.710	56.764

7	25.853	56.650
167	1 Lap	1:04.961
101	30.240	56.617
146	38.297	57.150
666	38.747	57.239
14	43.648	57.756

LAP 9 @ 15:19:00.604

NO	BEHIND	LAP TIME
4		52.556
27	0.630	52.872
65	11.232	53.891
100	12.071	53.759
33	15.112	53.949
62	22.413	55.076
28	25.542	55.388
7	29.302	56.005
101	34.780	57.096
167	1 Lap	1:02.663
666	43.082	56.891
146	43.955	58.214
14	48.924	57.832

LAP 10 @ 15:19:53.141

NO	BEHIND	LAP TIME
4		52.537
27	0.661	52.568
65	12.654	53.959
100	15.472	55.938
33	16.512	53.937
62	24.764	54.888
28	28.403	55.398
7	32.632	55.867
101	40.363	58.120
167	1 Lap	1:03.036
666	47.447	56.902
146	50.174	58.756

LAP 11 @ 15:20:47.015

NO	BEHIND	LAP TIME
4		53.874
27	0.074	53.287
14	1 Lap	57.706
65	12.453	53.673
33	16.564	53.926
62	25.600	54.710
28	29.872	55.343
7	34.400	55.642
101	44.410	57.921
666	51.496	57.923

LAP 12 @ 15:21:40.886

NO	BEHIND	LAP TIME
4		53.871
27	0.368	54.165
146	1 Lap	58.339
167	2 Laps	1:04.193
14	1 Lap	57.963
65	12.421	53.839
33	16.765	54.072
62	26.922	55.193
28	32.450	56.449
7	36.724	56.195

BMCRC - MRO Championships 2024 - Rnd 7 @ Brands Hatch Indy

BMCRC F1 & F2 Sidecars

RACE 14 - POSITION CHART

No	Name	Lap												
		Pos	1	2	3	4	5	6	7	8	9	10	11	12
4	PEACH / EDWARDS	1	4	4	4	4	4	4	4	4	4	4	4	4
27	KIRBY / KIRBY	2	27	27	27	27	27	27	27	27	27	27	27	27
65	FAIERS / FOX	3	62	62	62	62	62	62	62	65	65	65	65	65
62	WRIGHT / BAILEY	4	65	65	65	65	65	65	65	100	100	100	33	33
100	HOLLAND / STEVENS	5	100	100	100	100	100	100	100	33	33	33	62	62
101	WAKLEY / HILDIGE	6	28	28	33	33	33	33	33	62	62	62	28	28
28	COSTELLO / SMITH	7	7	33	28	28	28	28	28	28	28	28	7	7
33	HEGARTY / LUDLOW	8	33	7	7	7	7	7	7	7	7	7	101	101
38	MOSS / HOPE	9	666	38	101	101	101	101	101	101	101	101	666	666
666	HANKS / KIRK	10	146	101	38	38	38	38	146	146	666	666	146	
146	SAUNDERS / EASTELL	11	101	666	146	146	146	146	666	666	146	146	14	
7	SMITH / SMITH	12	38	146	666	666	666	666	14	14	14	14		
14	BURNS / FAIRHURST	13	14	14	14	14	14	14	167	167	167	167		
167	PETTMAN / MOSS	14	167	167	167	167	167	167						

BMCRC - MRO Championships 2024 - Rnd 7 @ Brands Hatch Indy

BMCRC F1 & F2 Sidecars

RACE 14 - SECTOR ANALYSIS



SECTOR 1 = FL to I1, SECTOR 2 = I1 to FL, DIFF = Difference To Personal Best Lap, P = Crossed Finish Line in Pit Lane, D = Time Disallowed

P1		4 F1		PEACH / EDWARDS		LCR Sidecar - Lifesafety Motorsport	
IDEAL LAP TIME : 52.264		BEST LAP TIME : 52.390		DIFFERENCE : 0.126			
LAP	SECTOR 1	SECTOR 2	LAP TIME	MPH	DIFF	TIME OF DAY	
1 -		21.537	58.095	74.85	5.705	15:11:59.287	
2 -	31.361	21.029	52.390 (1)	83.00		15:12:51.677	
3 -	31.312	21.200	52.512 (2)	82.81	0.122	15:13:44.189	
4 -	31.370	21.223	52.593	82.68	0.203	15:14:36.782	
5 -	31.445	21.235	52.680	82.54	0.290	15:15:29.462	
6 -	31.412	21.894	53.306	81.57	0.916	15:16:22.768	
7 -	31.369	21.357	52.726	82.47	0.336	15:17:15.494	
8 -	31.235	21.319	52.554	82.74	0.164	15:18:08.048	
9 -	31.284	21.272	52.556	82.74	0.166	15:19:00.604	
10 -	31.364	21.173	52.537 (3)	82.77	0.147	15:19:53.141	
11 -	31.545	22.329	53.874	80.71	1.484	15:20:47.015	
12 -	31.713	22.158	53.871	80.72	1.481	15:21:40.886	

P2		27 F1		KIRBY / KIRBY		ARS Yamaha F600 - KRT	
IDEAL LAP TIME : 52.312		BEST LAP TIME : 52.312		DIFFERENCE : 0.000			
LAP	SECTOR 1	SECTOR 2	LAP TIME	MPH	DIFF	TIME OF DAY	
1 -		21.495	58.382	74.48	6.070	15:11:59.574	
2 -	31.654	21.215	52.869	82.25	0.557	15:12:52.443	
3 -	31.493	21.346	52.839	82.29	0.527	15:13:45.282	
4 -	31.204	21.234	52.438 (2)	82.92	0.126	15:14:37.720	
5 -	31.233	21.223	52.456 (3)	82.90	0.144	15:15:30.176	
6 -	31.449	21.756	53.205	81.73	0.893	15:16:23.381	
7 -	31.342	21.327	52.669	82.56	0.357	15:17:16.050	
8 -	31.199	21.113	52.312 (1)	83.12		15:18:08.362	
9 -	31.508	21.364	52.872	82.24	0.560	15:19:01.234	
10 -	31.282	21.286	52.568	82.72	0.256	15:19:53.802	
11 -	31.472	21.815	53.287	81.60	0.975	15:20:47.089	
12 -	31.992	22.173	54.165	80.28	1.853	15:21:41.254	

P3		65 F1		FAIERS / FOX		Ryde Yamaha R6 - AW Racing Ltd	
IDEAL LAP TIME : 53.233		BEST LAP TIME : 53.316		DIFFERENCE : 0.083			
LAP	SECTOR 1	SECTOR 2	LAP TIME	MPH	DIFF	TIME OF DAY	
1 -		21.927	1:00.182	72.25	6.866	15:12:01.374	
2 -	31.776	22.009	53.785	80.85	0.469	15:12:55.159	
3 -	32.257	21.738	53.995	80.53	0.679	15:13:49.154	
4 -	31.674	21.731	53.405 (2)	81.42	0.089	15:14:42.559	
5 -	32.154	21.872	54.026	80.49	0.710	15:15:36.585	
6 -	31.502	21.814	53.316 (1)	81.56		15:16:29.901	
7 -	32.112	21.842	53.954	80.59	0.638	15:17:23.855	
8 -	32.135	21.955	54.090	80.39	0.774	15:18:17.945	
9 -	32.082	21.809	53.891	80.69	0.575	15:19:11.836	
10 -	31.947	22.012	53.959	80.59	0.643	15:20:05.795	
11 -	31.857	21.816	53.673 (3)	81.02	0.357	15:20:59.468	
12 -	31.870	21.969	53.839	80.77	0.523	15:21:53.307	

BMCRC - MRO Championships 2024 - Rnd 7 @ Brands Hatch Indy

BMCRC F1 & F2 Sidecars

RACE 14 - SECTOR ANALYSIS



SECTOR 1 = FL to I1, SECTOR 2 = I1 to FL, DIFF = Difference To Personal Best Lap, P = Crossed Finish Line in Pit Lane, D = Time Disallowed

P4		33 F2		HEGARTY / LUDLOW		-	
IDEAL LAP TIME : 53.631		BEST LAP TIME : 53.688		DIFFERENCE : 0.057			
LAP	SECTOR 1	SECTOR 2	LAP TIME	MPH	DIFF	TIME OF DAY	
1 -		22.213	1:02.478	69.60	8.790	15:12:03.670	
2 -	32.514	21.853	54.367	79.98	0.679	15:12:58.037	
3 -	32.276	21.959	54.235	80.18	0.547	15:13:52.272	
4 -	32.093	21.680	53.773 (2)	80.86	0.085	15:14:46.045	
5 -	31.992	21.696	53.688 (1)	80.99		15:15:39.733	
6 -	32.059	21.950	54.009	80.51	0.321	15:16:33.742	
7 -	32.251	21.960	54.211	80.21	0.523	15:17:27.953	
8 -	32.033	21.781	53.814 (3)	80.80	0.126	15:18:21.767	
9 -	31.990	21.959	53.949	80.60	0.261	15:19:15.716	
10 -	31.951	21.986	53.937	80.62	0.249	15:20:09.653	
11 -	32.199	21.727	53.926	80.64	0.238	15:21:03.579	
12 -	32.184	21.888	54.072	80.42	0.384	15:21:57.651	

P5		62 F1		WRIGHT / BAILEY		Ryde Yamaha F998 - Stainless Steel Designs Ltd.	
IDEAL LAP TIME : 53.080		BEST LAP TIME : 53.156		DIFFERENCE : 0.076			
LAP	SECTOR 1	SECTOR 2	LAP TIME	MPH	DIFF	TIME OF DAY	
1 -		21.767	59.648	72.90	6.492	15:12:00.840	
2 -	32.045	21.441	53.486 (2)	81.30	0.330	15:12:54.326	
3 -	31.768	21.726	53.494 (3)	81.29	0.338	15:13:47.820	
4 -	31.639	21.517	53.156 (1)	81.80		15:14:40.976	
5 -	31.933	21.638	53.571	81.17	0.415	15:15:34.547	
6 -	32.028	21.925	53.953	80.59	0.797	15:16:28.500	
7 -	32.006	21.923	53.929	80.63	0.773	15:17:22.429	
8 -	43.253	22.259	1:05.512	66.37	12.356	15:18:27.941	
9 -	32.663	22.413	55.076	78.95	1.920	15:19:23.017	
10 -	32.422	22.466	54.888	79.22	1.732	15:20:17.905	
11 -	32.430	22.280	54.710	79.48	1.554	15:21:12.615	
12 -	32.603	22.590	55.193	78.78	2.037	15:22:07.808	

P6		28 F2		COSTELLO / SMITH		LCR Honda F2 - FHO Racing / Sterling Assessments	
IDEAL LAP TIME : 54.748		BEST LAP TIME : 54.998		DIFFERENCE : 0.250			
LAP	SECTOR 1	SECTOR 2	LAP TIME	MPH	DIFF	TIME OF DAY	
1 -		22.347	1:01.323	70.91	6.325	15:12:02.515	
2 -	33.035	22.200	55.235	78.72	0.237	15:12:57.750	
3 -	33.378	22.317	55.695	78.07	0.697	15:13:53.445	
4 -	32.646	22.352	54.998 (1)	79.06		15:14:48.443	
5 -	32.979	22.141	55.120 (3)	78.89	0.122	15:15:43.563	
6 -	33.281	22.102	55.383	78.51	0.385	15:16:38.946	
7 -	32.674	22.374	55.048 (2)	78.99	0.050	15:17:33.994	
8 -	34.380	22.384	56.764	76.60	1.766	15:18:30.758	
9 -	33.098	22.290	55.388	78.51	0.390	15:19:26.146	
10 -	33.241	22.157	55.398	78.49	0.400	15:20:21.544	
11 -	32.813	22.530	55.343	78.57	0.345	15:21:16.887	
12 -	34.080	22.369	56.449	77.03	1.451	15:22:13.336	

BMCRC - MRO Championships 2024 - Rnd 7 @ Brands Hatch Indy

BMCRC F1 & F2 Sidecars

RACE 14 - SECTOR ANALYSIS



SECTOR 1 = FL to I1, SECTOR 2 = I1 to FL, DIFF = Difference To Personal Best Lap, P = Crossed Finish Line in Pit Lane, D = Time Disallowed

P7		7 F2		SMITH / SMITH		Ryde Honda CBR600 RR - TTSR Ltd	
IDEAL LAP TIME : 55.295		BEST LAP TIME : 55.374		DIFFERENCE : 0.079			
LAP	SECTOR 1	SECTOR 2	LAP TIME	MPH	DIFF	TIME OF DAY	
1 -		22.818	1:02.276	69.82	6.902	15:12:03.468	
2 -	33.543	22.426	55.969	77.69	0.595	15:12:59.437	
3 -	33.203	22.358	55.561	78.26	0.187	15:13:54.998	
4 -	33.245	22.284	55.529 (2)	78.31	0.155	15:14:50.527	
5 -	33.174	22.358	55.532 (3)	78.30	0.158	15:15:46.059	
6 -	33.253	22.121	55.374 (1)	78.53		15:16:41.433	
7 -	33.231	22.587	55.818	77.90	0.444	15:17:37.251	
8 -	33.814	22.836	56.650	76.76	1.276	15:18:33.901	
9 -	33.439	22.566	56.005	77.64	0.631	15:19:29.906	
10 -	33.370	22.497	55.867	77.83	0.493	15:20:25.773	
11 -	33.236	22.406	55.642	78.15	0.268	15:21:21.415	
12 -	33.562	22.633	56.195	77.38	0.821	15:22:17.610	

P8		101 F1		WAKLEY / HILDIGE		LCR F1 -	
IDEAL LAP TIME : 55.058		BEST LAP TIME : 55.318		DIFFERENCE : 0.260			
LAP	SECTOR 1	SECTOR 2	LAP TIME	MPH	DIFF	TIME OF DAY	
1 -		23.601	1:04.812	67.09	9.494	15:12:06.004	
2 -	33.987	22.509	56.496	76.97	1.178	15:13:02.500	
3 -	33.368	22.423	55.791	77.94	0.473	15:13:58.291	
4 -	32.656	22.662	55.318 (1)	78.61		15:14:53.609	
5 -	32.635	23.126	55.761 (3)	77.98	0.443	15:15:49.370	
6 -	32.701	22.968	55.669 (2)	78.11	0.351	15:16:45.039	
7 -	32.924	23.708	56.632	76.78	1.314	15:17:41.671	
8 -	33.684	22.933	56.617	76.80	1.299	15:18:38.288	
9 -	33.393	23.703	57.096	76.16	1.778	15:19:35.384	
10 -	33.814	24.306	58.120	74.82	2.802	15:20:33.504	
11 -	34.174	23.747	57.921	75.07	2.603	15:21:31.425	
12 -	34.961	23.939	58.900	73.83	3.582	15:22:30.325	

P9		666 F2		HANKS / KIRK		GLR Honda CBR600 - JHM racing / Greg Lambert Racing	
IDEAL LAP TIME : 56.512		BEST LAP TIME : 56.527		DIFFERENCE : 0.015			
LAP	SECTOR 1	SECTOR 2	LAP TIME	MPH	DIFF	TIME OF DAY	
1 -		23.511	1:04.432	67.49	7.905	15:12:05.624	
2 -	34.721	23.149	57.870	75.14	1.343	15:13:03.494	
3 -	34.467	23.583	58.050	74.91	1.523	15:14:01.544	
4 -	34.526	23.118	57.644	75.43	1.117	15:14:59.188	
5 -	33.828	22.929	56.757 (2)	76.61	0.230	15:15:55.945	
6 -	33.832	22.695	56.527 (1)	76.92		15:16:52.472	
7 -	34.314	22.770	57.084	76.17	0.557	15:17:49.556	
8 -	34.295	22.944	57.239	75.97	0.712	15:18:46.795	
9 -	33.817	23.074	56.891 (3)	76.43	0.364	15:19:43.686	
10 -	34.083	22.819	56.902	76.42	0.375	15:20:40.588	
11 -	34.711	23.212	57.923	75.07	1.396	15:21:38.511	
12 -	34.144	23.165	57.309	75.87	0.782	15:22:35.820	

BMCRC - MRO Championships 2024 - Rnd 7 @ Brands Hatch Indy

BMCRC F1 & F2 Sidecars

RACE 14 - SECTOR ANALYSIS



SECTOR 1 = FL to I1, SECTOR 2 = I1 to FL, DIFF = Difference To Personal Best Lap, P = Crossed Finish Line in Pit Lane, D = Time Disallowed

P10 146 F2 SAUNDERS / EASTELL		LCR Suzuki GSXR600 -				
IDEAL LAP TIME : 56.487		BEST LAP TIME : 56.663		DIFFERENCE : 0.176		
LAP	SECTOR 1	SECTOR 2	LAP TIME	MPH	DIFF	TIME OF DAY
1 -		23.642	1:04.555	67.36	7.892	15:12:05.747
2 -	34.766	23.404	58.170	74.75	1.507	15:13:03.917
3 -	34.152	23.449	57.601	75.49	0.938	15:14:01.518
4 -	33.478	23.185	56.663 (1)	76.74		15:14:58.181
5 -	33.746	23.009	56.755 (2)	76.62	0.092	15:15:54.936
6 -	33.676	23.372	57.048 (3)	76.22	0.385	15:16:51.984
7 -	33.788	23.423	57.211	76.00	0.548	15:17:49.195
8 -	34.140	23.010	57.150	76.09	0.487	15:18:46.345
9 -	34.285	23.929	58.214	74.70	1.551	15:19:44.559
10 -	35.233	23.523	58.756	74.01	2.093	15:20:43.315
11 -	34.742	23.597	58.339	74.54	1.676	15:21:41.654

P11 14 F1 BURNS / FAIRHURST		Yamaha F1 - MRB Fencing Doncaster				
IDEAL LAP TIME : 56.995		BEST LAP TIME : 57.130		DIFFERENCE : 0.135		
LAP	SECTOR 1	SECTOR 2	LAP TIME	MPH	DIFF	TIME OF DAY
1 -		23.384	1:05.345	66.54	8.215	15:12:06.537
2 -	34.796	23.437	58.233	74.67	1.103	15:13:04.770
3 -	34.028	23.102	57.130 (1)	76.11		15:14:01.900
4 -	34.792	23.135	57.927	75.07	0.797	15:14:59.827
5 -	34.639	23.344	57.983	74.99	0.853	15:15:57.810
6 -	34.777	23.362	58.139	74.79	1.009	15:16:55.949
7 -	34.692	23.299	57.991	74.98	0.861	15:17:53.940
8 -	34.591	23.165	57.756 (3)	75.29	0.626	15:18:51.696
9 -	34.522	23.310	57.832	75.19	0.702	15:19:49.528
10 -	34.686	23.020	57.706 (2)	75.35	0.576	15:20:47.234
11 -	34.996	22.967	57.963	75.02	0.833	15:21:45.197

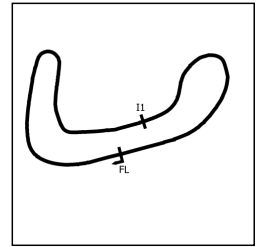
P12 167 F1 PETTMAN / MOSS		Baker Yamaha 1000 - Wesso Racing				
IDEAL LAP TIME : 1:02.465		BEST LAP TIME : 1:02.553		DIFFERENCE : 0.088		
LAP	SECTOR 1	SECTOR 2	LAP TIME	MPH	DIFF	TIME OF DAY
1 -		25.692	1:10.277	61.87	7.724	15:12:11.469
2 -	37.618	25.433	1:03.051	68.96	0.498	15:13:14.520
3 -	37.281	25.272	1:02.553 (1)	69.51		15:14:17.073
4 -	37.663	25.442	1:03.105	68.91	0.552	15:15:20.178
5 -	38.565	25.307	1:03.872	68.08	1.319	15:16:24.050
6 -	39.721	25.575	1:05.296	66.59	2.743	15:17:29.346
7 -	39.340	25.621	1:04.961	66.94	2.408	15:18:34.307
8 -	37.479	25.184	1:02.663 (2)	69.39	0.110	15:19:36.970
9 -	37.755	25.281	1:03.036 (3)	68.98	0.483	15:20:40.006
10 -	38.388	25.805	1:04.193	67.74	1.640	15:21:44.199

P13 100 F1 HOLLAND / STEVENS		- WPS Racing				
IDEAL LAP TIME : 53.190		BEST LAP TIME : 53.190		DIFFERENCE : 0.000		
LAP	SECTOR 1	SECTOR 2	LAP TIME	MPH	DIFF	TIME OF DAY
1 -		21.964	1:00.382	72.01	7.192	15:12:01.574
2 -	31.850	21.889	53.739 (3)	80.92	0.549	15:12:55.313
3 -	32.157	21.992	54.149	80.30	0.959	15:13:49.462
4 -	31.521	21.669	53.190 (1)	81.75		15:14:42.652
5 -	32.282	21.835	54.117	80.35	0.927	15:15:36.769
6 -	31.843	21.849	53.692 (2)	80.99	0.502	15:16:30.461
7 -	32.458	21.702	54.160	80.29	0.970	15:17:24.621
8 -	32.547	21.748	54.295	80.09	1.105	15:18:18.916
9 -	32.052	21.707	53.759	80.89	0.569	15:19:12.675
10 -	33.401	22.537	55.938	77.73	2.748	15:20:08.613

BMCRC - MRO Championships 2024 - Rnd 7 @ Brands Hatch Indy

BMCRC F1 & F2 Sidecars

RACE 14 - SECTOR ANALYSIS



SECTOR 1 = FL to I1, SECTOR 2 = I1 to FL, DIFF = Difference To Personal Best Lap, P = Crossed Finish Line in Pit Lane, D = Time Disallowed

P14 38 F1		MOSS / HOPE		LCR R6 - LifeSafety Motorsport - CharlieMossRacing		
IDEAL LAP TIME : 55.920		BEST LAP TIME : 55.981		DIFFERENCE : 0.061		
LAP	SECTOR 1	SECTOR 2	LAP TIME	MPH	DIFF	TIME OF DAY
1 -		23.709	1:04.896	67.00	8.915	15:12:06.088
2 -	33.480	22.860	56.340 (3)	77.18	0.359	15:13:02.428
3 -	33.562	23.006	56.568	76.87	0.587	15:13:58.996
4 -	33.060	22.921	55.981 (1)	77.68		15:14:54.977
5 -	33.264	23.057	56.321 (2)	77.21	0.340	15:15:51.298
6 -	33.423	23.275	56.698	76.69	0.717	15:16:47.996

BMCRC - MRO Championships 2024 - Rnd 7 @ Brands Hatch Indy

BMCRC F1 & F2 Sidecars

RACE 14 - BEST SECTORS

SECTOR 1			SECTOR 2			IDEAL / BEST COMPARISON						
POS	NO	NAME	TIME	NO	NAME	TIME	POS	NO	NAME	IDEAL	BEST	DIFF
									PERFECT LAP	52.228		
1	27	KIRBY / KIRBY	31.199	4	PEACH / EDWARDS	21.029	1	4	PEACH / EDWARDS	52.264	52.390	0.126
2	4	PEACH / EDWARDS	31.235	27	KIRBY / KIRBY	21.113	2	27	KIRBY / KIRBY	52.312	52.312	0.000
3	65	FAIERS / FOX	31.502	62	WRIGHT / BAILEY	21.441	3	62	WRIGHT / BAILEY	53.080	53.156	0.076
4	100	HOLLAND / STEVENS	31.521	100	HOLLAND / STEVENS	21.669	4	100	HOLLAND / STEVENS	53.190	53.190	0.000
5	62	WRIGHT / BAILEY	31.639	33	HEGARTY / LUDLOW	21.680	5	65	FAIERS / FOX	53.233	53.316	0.083
6	33	HEGARTY / LUDLOW	31.951	65	FAIERS / FOX	21.731	6	33	HEGARTY / LUDLOW	53.631	53.688	0.057
7	101	WAKLEY / HILDIGE	32.635	28	COSTELLO / SMITH	22.102	7	28	COSTELLO / SMITH	54.748	54.998	0.250
8	28	COSTELLO / SMITH	32.646	7	SMITH / SMITH	22.121	8	101	WAKLEY / HILDIGE	55.058	55.318	0.260
9	38	MOSS / HOPE	33.060	101	WAKLEY / HILDIGE	22.423	9	7	SMITH / SMITH	55.295	55.374	0.079
10	7	SMITH / SMITH	33.174	666	HANKS / KIRK	22.695	10	38	MOSS / HOPE	55.920	55.981	0.061
11	146	SAUNDERS / EASTELL	33.478	38	MOSS / HOPE	22.860	11	146	SAUNDERS / EASTELL	56.487	56.663	0.176
12	666	HANKS / KIRK	33.817	14	BURNS / FAIRHURST	22.967	12	666	HANKS / KIRK	56.512	56.527	0.015
13	14	BURNS / FAIRHURST	34.028	146	SAUNDERS / EASTELL	23.009	13	14	BURNS / FAIRHURST	56.995	57.130	0.135
14	167	PETTMAN / MOSS	37.281	167	PETTMAN / MOSS	25.184	14	167	PETTMAN / MOSS	1:02.465	1:02.553	0.088

BMCRC - MRO Championships 2024 - Rnd 7 @ Brands Hatch Indy

BMCRC F1 & F2 Sidecars

RACE 14 - STATISTICS

Competitors Started 14
Planned Start 2024-09-22 @ 15:10:00.000
Actual Start 2024-09-22 @ 15:11:01.191
Finish Time 2024-09-22 @ 15:21:40.885
Track Length 1.2079mi.
Total Laps 156
Total Distance Covered 188.4395mi.

Session Fastest Lap History

NO	CL	NAME	LAP TIME	TIME OF DAY	LAP	VEHICLE
4	F1	PEACH / EDWARDS	52.390	15:12:51.677	2	LCR Sidecar
27	F1	KIRBY / KIRBY	52.312	15:18:08.362	8	ARS Yamaha F600

Session Leader History

NO	CL	NAME	FROM LAP	LAPS LED	DISTANCE	VEHICLE
4	F1	PEACH / EDWARDS	1	12	14.49 miles	LCR Sidecar

Flag History

TYPE	TIME OF DAY
GREEN	15:11:01.191
FINISH	15:21:40.885

Flag Statistics

TYPE	COUNT	TOTAL LAPS	TOTAL TIME
Green	1	12	11:48.263
Red	0	0	0.000
Safety Car	0	0	0.000
FCY	0	0	0.000

BMCRC - MRO Championships 2024 - Rnd 7 @ Brands Hatch Indy

BMCRC F1 & F2 Sidecars

RACE 14 - STATISTICS

CLASS : F1

9 Starters

Fastest Lap History

NO	NAME	LAP TIME	TIME OF DAY	LAP	VEHICLE
4	PEACH / EDWARDS	52.390	15:12:51.677	2	LCR Sidecar
27	KIRBY / KIRBY	52.312	15:18:08.362	8	ARS Yamaha F600

Leader History

NO	NAME	FROM LAP	LAPS LED	DISTANCE	VEHICLE
4	PEACH / EDWARDS	1	12	14.49 miles	LCR Sidecar

BMCRC - MRO Championships 2024 - Rnd 7 @ Brands Hatch Indy

BMCRC F1 & F2 Sidecars

RACE 14 - STATISTICS

CLASS : F2

5 Starters

Fastest Lap History

NO	NAME	LAP TIME	TIME OF DAY	LAP	VEHICLE
28	COSTELLO / SMITH	55.235	15:12:57.750	2	LCR Honda F2
33	HEGARTY / LUDLOW	54.367	15:12:58.037	2	
33	HEGARTY / LUDLOW	54.235	15:13:52.272	3	
33	HEGARTY / LUDLOW	53.773	15:14:46.045	4	
33	HEGARTY / LUDLOW	53.688	15:15:39.733	5	

Leader History

NO	NAME	FROM LAP	LAPS LED	DISTANCE	VEHICLE
28	COSTELLO / SMITH	1	2	2.41 miles	LCR Honda F2
33	HEGARTY / LUDLOW	3	10	12.07 miles	



ACU KAWASAKI TEAM GREEN JUNIOR CUP / KAWASAKI SENIOR NINJA SERIES / MODALITY BMZRC 250 MZs



BMCRC-MRO Championships - Round 7
Brands Hatch Indy
21st / 22nd September 2024



Timing & Results Provided by Timing Solutions Ltd

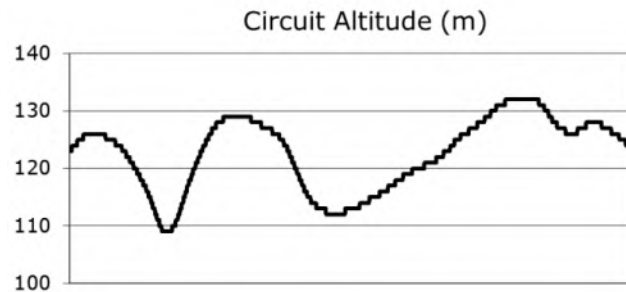
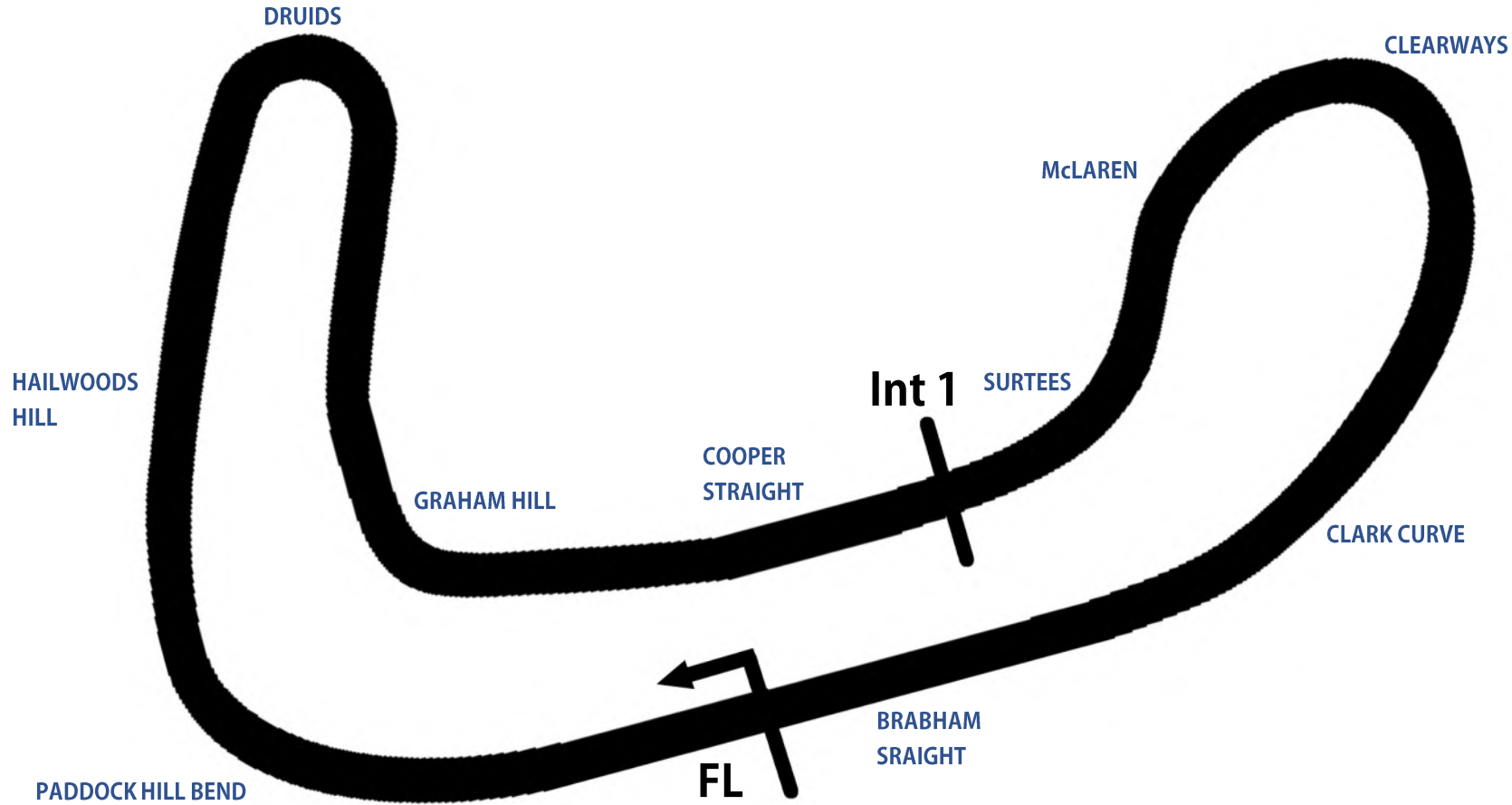
www.tsl-timing.com



BrandsHatch

Brands Hatch Indy Circuit

Fawkham, Longfield, Kent, UK



Length	1.2079 miles 1.944 km 1944.0 m		
FL		51.36032 N	0.26032 E
Int 1	1112m	51.35934 N	0.25955 E
Pit Entry	1669m	51.35911 N	0.25743 E
Pit Exit	0m after FL	51.36017 N	0.26051 E
Pit Entry - Pit Exit	251m, 18.1s @ 50kph, 15.0s @ 60kph		



BMCRC - MRO Championships 2024 - Rnd 7 @ Brands Hatch Indy

ACU Team Green Junior Cup & Senior Ninja & BMZRC 250 MZ

QUALIFYING - CLASSIFICATION

POS	NO	CL	PIC	NAME	ENTRY	TIME	ON	LAPS	GAP	DIFF	MPH
1	1	S	1	Phil ATKINSON	Kawasaki NINJA 400 - ROSE MOT/Q Oil Treatments	55.982	9	10			77.67
2	3	J	1	Henry McCARTNEY	Kawasaki NINJA -	56.006	8	10	0.024	0.024	77.64
3	7	J	2	Travis ROOKER	Kawasaki NINJA 400 - Swedish car connection	56.549	9	10	0.567	0.543	76.89
4	17	S	2	Daryn BUSA	Kawasaki NINJA 400 - iActiveRC	56.607	8	10	0.625	0.058	76.82
5	2	J	3	Kade WATT	Kawasaki NINJA 400 - 3D Racing	56.678	4	10	0.696	0.071	76.72
6	81	J	4	Ollie SIMS	Kawasaki NINJA 400 - Motorbodies Weston Ltd	56.763	8	10	0.781	0.085	76.60
7	76	J	5	Luca WILKINSON	Kawasaki NINJA400 - RD Racing	56.918	10	10	0.936	0.155	76.40
8	9	J	6	Kobe PERRY	Kawasaki NINJA -	57.073	9	10	1.091	0.155	76.19
9	8	J	7	Blake WILSON	Kawasaki NINJA 300 - BSL home improvements	57.082	9	10	1.100	0.009	76.18
10	27	S	3	Ben BROWN	Kawasaki NINJA 400 - Hunts Motorcycles	57.144	9	10	1.162	0.062	76.09
11	6	J	8	Kian BUSA	Kawasaki 400 NINJA - iActiveRC	57.148	6	10	1.166	0.004	76.09
12	45	J	9	Marley MACKENZIE	Kawasaki NINJA - Kirkcaldy Kawasaki, ELPM	57.282	8	10	1.300	0.134	75.91
13	12	J	10	Kees RAMSEY	Kawasaki NINJA 400 -	57.448	6	10	1.466	0.166	75.69
14	65	J	11	Lilly RHODES	Kawasaki NINJA - Family	57.587	10	10	1.605	0.139	75.51
15	46	J	12	Izzy CARTER	Kawasaki -	57.630	6	10	1.648	0.043	75.45
16	43	S	4	Mark SWARBRICK	Kawasaki NINJA 400 -	57.853	5	10	1.871	0.223	75.16
17	85	MZ	1	Andrew WALES	MZ ETZ 250 - Show Control International	57.956	9	10	1.974	0.103	75.03
18	69	MZ	2	Alexander MANN	MZ TS 250 - HS Racing	57.998	8	10	2.016	0.042	74.97
19	75	MZ	3	Peter WOODALL	MZ ETZ 250 - Online Lubricants	58.235	10	10	2.253	0.237	74.67
20	96	MZ	4	Chris KENT	MZ TS 250 -	58.428	10	10	2.446	0.193	74.42
21	565	MZ	5	Louis KERSHAW	MZ 250 - Team Lucky Streets/Walkers Campers	58.482	10	10	2.500	0.054	74.35
22	181	MZ_R	1	Declan RYAN	MZ 250 - N/A	58.525	5	10	2.543	0.043	74.30
23	197	S	5	Reece GUYETT	Kawasaki NINJA 300 - Rose MOT Centre	58.754	9	10	2.772	0.229	74.01
24	11	MZ	6	Carl CRIPPS	MZ ETZ250 - MIS UK LTD	59.235	3	8	3.253	0.481	73.41
25	13	MZ	7	Gordon RYAN	MZ 250 - Prism Work Psychology	59.367	9	10	3.385	0.132	73.24
26	37	MZ_R	2	Harry LAMACRAFT	MZ ETZ 250 - All Flower No Power	59.479	9	10	3.497	0.112	73.11
27	33	J	13	Patrick KLINGE	Kawasaki NINJA 400 - Klingklong Racing	59.539	8	9	3.557	0.060	73.03
28	54	S	6	Ben SCOTT	Kawasaki NINJA 250 - GI Landscapes VampTech	59.737	10	10	3.755	0.198	72.79
29	95	MZ	8	Christopher ROGERS	MZ ETZ 250 - CB Racing	1:00.209	4	6	4.227	0.472	72.22
30	102	MZ_R	3	Caleb WRIGHT	MZ 250 ETZ - Clover Investments	1:00.331	9	9	4.349	0.122	72.07
31	56	MZ	9	Russell TURNER	MZ 250 - TT Racing	1:00.939	4	9	4.957	0.608	71.35
32	57	S	7	Richard BUCKHAM	Kawasaki NINJA 400 -	1:00.993	6	9	5.011	0.054	71.29
33	26	J	14	Brooke CHAMPION	Kawasaki 300 NINJA -	1:01.013	5	9	5.031	0.020	71.27
34	58	J	15	Max RHODES	Kawasaki NINJA 400 -	1:01.021	7	9	5.039	0.008	71.26
35	32	MZ	10	John ASHMEAD	MZ 250 -	1:01.769	8	8	5.787	0.748	70.40
36	4	S	8	Nigel FRANKLIN	Kawasaki NINJA - Nigel Franklin	1:02.039	7	9	6.057	0.270	70.09
37	41	MZ	11	Gary WILLIAMS	MZ ETZ 250 -	1:02.120	9	9	6.138	0.081	70.00
38	166	MZ	12	Graeme LEWIS	MZ 250 - Morris Racing Lubricants #MRL	1:02.323	8	9	6.341	0.203	69.77
39	73	S	9	Jemma GRAYSON	Kawasaki NINJA 300 -	1:03.423	8	9	7.441	1.100	68.56
40	52	MZ	13	Tony PARKER	MZ 250 - Cancer research uk	1:04.048	8	8	8.066	0.625	67.89
41	38	MZ	14	Chris PETTET	MZ ETZ250 -	1:04.058	6	6	8.076	0.010	67.88

Weather / Track : Bright / Dry

Date: 21/09/2024 Start: 09:39 Finish: 09:49

These results are provisional until the conclusion of any judicial and technical matters.

Brands Hatch Indy: 1.2079 miles

Clerk Of Course:	Stewards:	Timekeeper: Richard Evans	
------------------	-----------	---------------------------	--

Results can be found at www.tsl-timing.com

Printed - 09:51 Saturday, 21 September 2024



BMCRC - MRO Championships 2024 - Rnd 7 @ Brands Hatch Indy

ACU Team Green Junior Cup & Senior Ninja & BMZRC 250 MZ

QUALIFYING - SECTOR ANALYSIS



SECTOR 1 = FL to I1, SECTOR 2 = I1 to FL, DIFF = Difference To Personal Best Lap, P = Crossed Finish Line in Pit Lane, D = Time Disallowed

P1		1 S		Phil ATKINSON		Kawasaki NINJA 400 - ROSE MOT/Q Oil Treatments	
IDEAL LAP TIME : 55.960		BEST LAP TIME : 55.982		DIFFERENCE : 0.022			
LAP	SECTOR 1	SECTOR 2	LAP TIME	MPH	DIFF	TIME OF DAY	
1 -	43.011	25.688	1:08.699	63.29	12.717	09:42:07.054	
2 -	35.074	23.408	58.482	74.35	2.500	09:43:05.536	
3 -	33.658	22.999	56.657	76.75	0.675	09:44:02.193	
4 -	33.934	23.458	57.392	75.77	1.410	09:44:59.585	
5 -	33.454	23.198	56.652 (3)	76.75	0.670	09:45:56.237	
6 -	33.064	23.693	56.757	76.61	0.775	09:46:52.994	
7 -	33.391	23.701	57.092	76.16	1.110	09:47:50.086	
8 -	33.374	22.941	56.315 (2)	77.21	0.333	09:48:46.401	
9 -	33.019	22.963	55.982 (1)	77.67		09:49:42.383	
10 -	33.521	23.787	57.308	75.88	1.326	09:50:39.691	

P2		3 J		Henry McCARTNEY		Kawasaki NINJA -	
IDEAL LAP TIME : 56.006		BEST LAP TIME : 56.006		DIFFERENCE : 0.000			
LAP	SECTOR 1	SECTOR 2	LAP TIME	MPH	DIFF	TIME OF DAY	
1 -	34.684	23.514	58.198	74.72	2.192	09:41:17.946	
2 -	33.916	23.081	56.997	76.29	0.991	09:42:14.943	
3 -	33.505	23.007	56.512 (3)	76.95	0.506	09:43:11.455	
4 -	33.505	22.925	56.430 (2)	77.06	0.424	09:44:07.885	
5 -	34.397	23.076	57.473	75.66	1.467	09:45:05.358	
6 -	34.169	22.966	57.135	76.11	1.129	09:46:02.493	
7 -	33.276	23.475	56.751	76.62	0.745	09:46:59.244	
8 -	33.223	22.783	56.006 (1)	77.64		09:47:55.250	
9 -	34.733	23.499	58.232	74.67	2.226	09:48:53.482	
10 -	34.949	23.056	58.005	74.96	1.999	09:49:51.487	

P3		7 J		Travis ROOKER		Kawasaki NINJA 400 - Swedish car connection	
IDEAL LAP TIME : 56.549		BEST LAP TIME : 56.549		DIFFERENCE : 0.000			
LAP	SECTOR 1	SECTOR 2	LAP TIME	MPH	DIFF	TIME OF DAY	
1 -	36.723	24.044	1:00.767	71.56	4.218	09:41:27.895	
2 -	35.269	23.377	58.646	74.15	2.097	09:42:26.541	
3 -	35.253	23.358	58.611	74.19	2.062	09:43:25.152	
4 -	34.511	23.248	57.759	75.28	1.210	09:44:22.911	
5 -	33.931	23.001	56.932 (2)	76.38	0.383	09:45:19.843	
6 -	33.747	23.717	57.464 (3)	75.67	0.915	09:46:17.307	
7 -	34.279	23.343	57.622	75.46	1.073	09:47:14.929	
8 -	34.783	23.588	58.371	74.49	1.822	09:48:13.300	
9 -	33.638	22.911	56.549 (1)	76.89		09:49:09.849	
10 -	34.654	23.319	57.973	75.01	1.424	09:50:07.822	

P4		17 S		Daryn BUSA		Kawasaki NINJA 400 - iActiveRC	
IDEAL LAP TIME : 56.607		BEST LAP TIME : 56.607		DIFFERENCE : 0.000			
LAP	SECTOR 1	SECTOR 2	LAP TIME	MPH	DIFF	TIME OF DAY	
1 -	35.839	23.717	59.556	73.01	2.949	09:41:23.256	
2 -	34.494	23.500	57.994	74.98	1.387	09:42:21.250	
3 -	34.072	23.835	57.907	75.09	1.300	09:43:19.157	
4 -	33.684	23.196	56.880 (2)	76.45	0.273	09:44:16.037	
5 -	34.087	23.330	57.417	75.73	0.810	09:45:13.454	
6 -	33.981	23.245	57.226 (3)	75.99	0.619	09:46:10.680	
7 -	34.328	23.800	58.128	74.81	1.521	09:47:08.808	
8 -	33.480	23.127	56.607 (1)	76.82		09:48:05.415	
9 -	33.770	23.564	57.334	75.84	0.727	09:49:02.749	
10 -	34.479	23.347	57.826	75.20	1.219	09:50:00.575	

BMCRC - MRO Championships 2024 - Rnd 7 @ Brands Hatch Indy

ACU Team Green Junior Cup & Senior Ninja & BMZRC 250 MZ

QUALIFYING - SECTOR ANALYSIS



SECTOR 1 = FL to I1, SECTOR 2 = I1 to FL, DIFF = Difference To Personal Best Lap, P = Crossed Finish Line in Pit Lane, D = Time Disallowed

P5		2 J		Kade WATT		Kawasaki NINJA 400 - 3D Racing	
IDEAL LAP TIME : 56.350		BEST LAP TIME : 56.678		DIFFERENCE : 0.328			
LAP	SECTOR 1	SECTOR 2	LAP TIME	MPH	DIFF	TIME OF DAY	
1 -	36.179	24.347	1:00.526	71.84	3.848	09:41:29.367	
2 -	34.470	23.428	57.898	75.10	1.220	09:42:27.265	
3 -	34.350	23.134	57.484	75.64	0.806	09:43:24.749	
4 -	33.638	23.040	56.678 (1)	76.72		09:44:21.427	
5 -	34.029	22.712	56.741 (2)	76.63	0.063	09:45:18.168	
6 -	34.035	23.617	57.652	75.42	0.974	09:46:15.820	
7 -	35.299	IN PIT	1:17.422	P 56.16	20.744	09:47:33.242	
8 -	OUTLAP	23.326	59.534	73.04	2.856	09:48:32.776	
9 -	33.809	23.123	56.932 (3)	76.38	0.254	09:49:29.708	
10 -	33.767	23.171	56.938	76.37	0.260	09:50:26.646	

P6		81 J		Ollie SIMS		Kawasaki NINJA 400 - Motorbodies Weston Ltd	
IDEAL LAP TIME : 56.763		BEST LAP TIME : 56.763		DIFFERENCE : 0.000			
LAP	SECTOR 1	SECTOR 2	LAP TIME	MPH	DIFF	TIME OF DAY	
1 -	36.076	24.303	1:00.379	72.02	3.616	09:41:27.037	
2 -	34.592	23.812	58.404	74.45	1.641	09:42:25.441	
3 -	34.259	23.146	57.405 (3)	75.75	0.642	09:43:22.846	
4 -	34.514	23.750	58.264	74.63	1.501	09:44:21.110	
5 -	34.730	23.209	57.939	75.05	1.176	09:45:19.049	
6 -	33.979	23.551	57.530	75.58	0.767	09:46:16.579	
7 -	34.696	23.553	58.249	74.65	1.486	09:47:14.828	
8 -	33.845	22.918	56.763 (1)	76.60		09:48:11.591	
9 -	34.953	23.183	58.136	74.80	1.373	09:49:09.727	
10 -	34.140	23.044	57.184 (2)	76.04	0.421	09:50:06.911	

P7		76 J		Luca WILKINSON		Kawasaki NINJA400 - RD Racing	
IDEAL LAP TIME : 56.879		BEST LAP TIME : 56.918		DIFFERENCE : 0.039			
LAP	SECTOR 1	SECTOR 2	LAP TIME	MPH	DIFF	TIME OF DAY	
1 -	37.181	24.303	1:01.484	70.72	4.566	09:42:03.801	
2 -	35.373	23.882	59.255	73.38	2.337	09:43:03.056	
3 -	34.773	23.759	58.532	74.29	1.614	09:44:01.588	
4 -	34.285	23.624	57.909	75.09	0.991	09:44:59.497	
5 -	34.220	23.370	57.590	75.50	0.672	09:45:57.087	
6 -	33.759	23.165	56.924 (2)	76.39	0.006	09:46:54.011	
7 -	34.605	23.255	57.860	75.15	0.942	09:47:51.871	
8 -	33.920	23.609	57.529	75.58	0.611	09:48:49.400	
9 -	33.920	23.239	57.159 (3)	76.07	0.241	09:49:46.559	
10 -	33.714	23.204	56.918 (1)	76.40		09:50:43.477	

P8		9 J		Kobe PERRY		Kawasaki NINJA -	
IDEAL LAP TIME : 56.889		BEST LAP TIME : 57.073		DIFFERENCE : 0.184			
LAP	SECTOR 1	SECTOR 2	LAP TIME	MPH	DIFF	TIME OF DAY	
1 -	36.126	24.455	1:00.581	71.78	3.508	09:41:29.911	
2 -	34.576	23.833	58.409	74.45	1.336	09:42:28.320	
3 -	34.660	23.897	58.557	74.26	1.484	09:43:26.877	
4 -	34.226	23.995	58.221	74.69	1.148	09:44:25.098	
5 -	33.976	23.675	57.651	75.42	0.578	09:45:22.749	
6 -	34.013	23.212	57.225 (2)	75.99	0.152	09:46:19.974	
7 -	35.375	23.522	58.897	73.83	1.824	09:47:18.871	
8 -	33.826	23.432	57.258 (3)	75.94	0.185	09:48:16.129	
9 -	33.677	23.396	57.073 (1)	76.19		09:49:13.202	
10 -	33.949	23.702	57.651	75.42	0.578	09:50:10.853	

BMCRC - MRO Championships 2024 - Rnd 7 @ Brands Hatch Indy

ACU Team Green Junior Cup & Senior Ninja & BMZRC 250 MZ

QUALIFYING - SECTOR ANALYSIS



SECTOR 1 = FL to I1, SECTOR 2 = I1 to FL, DIFF = Difference To Personal Best Lap, P = Crossed Finish Line in Pit Lane, D = Time Disallowed

P9		8 J		Blake WILSON		Kawasaki NINJA 300 - BSL home improvements	
IDEAL LAP TIME : 56.937		BEST LAP TIME : 57.082		DIFFERENCE : 0.145			
LAP	SECTOR 1	SECTOR 2	LAP TIME	MPH	DIFF	TIME OF DAY	
1 -	36.261	24.217	1:00.478	71.90	3.396	09:41:29.015	
2 -	34.872	23.637	58.509	74.32	1.427	09:42:27.524	
3 -	34.459	23.585	58.044	74.91	0.962	09:43:25.568	
4 -	34.596	23.330	57.926	75.07	0.844	09:44:23.494	
5 -	34.338	23.368	57.706	75.35	0.624	09:45:21.200	
6 -	33.882	23.350	57.232 (3)	75.98	0.150	09:46:18.432	
7 -	34.648	23.537	58.185	74.73	1.103	09:47:16.617	
8 -	34.464	23.315	57.779	75.26	0.697	09:48:14.396	
9 -	33.972	23.110	57.082 (1)	76.18		09:49:11.478	
10 -	34.080	23.055	57.135 (2)	76.11	0.053	09:50:08.613	

P10		27 S		Ben BROWN		Kawasaki NINJA 400 - Hunts Motorcycles	
IDEAL LAP TIME : 57.072		BEST LAP TIME : 57.144		DIFFERENCE : 0.072			
LAP	SECTOR 1	SECTOR 2	LAP TIME	MPH	DIFF	TIME OF DAY	
1 -	35.719	23.760	59.479	73.11	2.335	09:41:26.245	
2 -	34.649	23.866	58.515	74.31	1.371	09:42:24.760	
3 -	34.650	23.099	57.749	75.30	0.605	09:43:22.509	
4 -	34.849	23.428	58.277	74.61	1.133	09:44:20.786	
5 -	34.437	22.824	57.261 (2)	75.94	0.117	09:45:18.047	
6 -	34.799	23.210	58.009	74.96	0.865	09:46:16.056	
7 -	34.688	23.036	57.724	75.33	0.580	09:47:13.780	
8 -	34.429	22.940	57.369 (3)	75.80	0.225	09:48:11.149	
9 -	34.248	22.896	57.144 (1)	76.09		09:49:08.293	
10 -	35.430	23.044	58.474	74.36	1.330	09:50:06.767	

P11		6 J		Kian BUSA		Kawasaki 400 NINJA - iActiveRC	
IDEAL LAP TIME : 56.807		BEST LAP TIME : 57.148		DIFFERENCE : 0.341			
LAP	SECTOR 1	SECTOR 2	LAP TIME	MPH	DIFF	TIME OF DAY	
1 -	35.215	23.596	58.811	73.94	1.663	09:41:22.299	
2 -	34.146	23.349	57.495	75.63	0.347	09:42:19.794	
3 -	34.845	23.695	58.540	74.28	1.392	09:43:18.334	
4 -	34.097	23.288	57.385 (3)	75.77	0.237	09:44:15.719	
5 -	34.582	23.155	57.737	75.31	0.589	09:45:13.456	
6 -	33.652	23.496	57.148 (1)	76.09		09:46:10.604	
7 -	34.216	23.345	57.561	75.54	0.413	09:47:08.165	
8 -	33.845	23.310	57.155 (2)	76.08	0.007	09:48:05.320	
9 -	34.279	23.639	57.918	75.08	0.770	09:49:03.238	
10 -	34.412	23.204	57.616	75.47	0.468	09:50:00.854	

P12		45 J		Marley MACKENZIE		Kawasaki NINJA - Kirkcaldy Kawasaki, ELPM	
IDEAL LAP TIME : 56.946		BEST LAP TIME : 57.282		DIFFERENCE : 0.336			
LAP	SECTOR 1	SECTOR 2	LAP TIME	MPH	DIFF	TIME OF DAY	
1 -	37.638	24.859	1:02.497	69.58	5.215	09:41:41.367	
2 -	35.968	24.107	1:00.075	72.38	2.793	09:42:41.442	
3 -	34.948	24.372	59.320	73.30	2.038	09:43:40.762	
4 -	34.987	23.862	58.849	73.89	1.567	09:44:39.611	
5 -	34.683	23.856	58.539	74.28	1.257	09:45:38.150	
6 -	34.180	23.464	57.644	75.43	0.362	09:46:35.794	
7 -	34.329	23.203	57.532 (3)	75.58	0.250	09:47:33.326	
8 -	34.163	23.119	57.282 (1)	75.91		09:48:30.608	
9 -	33.827	24.065	57.892	75.11	0.610	09:49:28.500	
10 -	34.010	23.338	57.348 (2)	75.82	0.066	09:50:25.848	

BMCRC - MRO Championships 2024 - Rnd 7 @ Brands Hatch Indy

ACU Team Green Junior Cup & Senior Ninja & BMZRC 250 MZ

QUALIFYING - SECTOR ANALYSIS



SECTOR 1 = FL to I1, SECTOR 2 = I1 to FL, DIFF = Difference To Personal Best Lap, P = Crossed Finish Line in Pit Lane, D = Time Disallowed

P13 12 J		Kees RAMSEY		Kawasaki NINJA 400 -		
IDEAL LAP TIME : 57.448		BEST LAP TIME : 57.448		DIFFERENCE : 0.000		
LAP	SECTOR 1	SECTOR 2	LAP TIME	MPH	DIFF	TIME OF DAY
1 -	36.808	24.298	1:01.106	71.16	3.658	09:41:25.006
2 -	35.748	24.075	59.823	72.69	2.375	09:42:24.829
3 -	35.433	23.813	59.246	73.39	1.798	09:43:24.075
4 -	35.775	23.741	59.516	73.06	2.068	09:44:23.591
5 -	34.965	23.473	58.438	74.41	0.990	09:45:22.029
6 -	34.164	23.284	57.448 (1)	75.69		09:46:19.477
7 -	35.613	23.913	59.526	73.05	2.078	09:47:19.003
8 -	34.653	23.692	58.345 (3)	74.53	0.897	09:48:17.348
9 -	34.498	23.372	57.870 (2)	75.14	0.422	09:49:15.218
10 -	34.588	23.826	58.414	74.44	0.966	09:50:13.632

P14 65 J		Lilly RHODES		Kawasaki NINJA - Family		
IDEAL LAP TIME : 57.060		BEST LAP TIME : 57.587		DIFFERENCE : 0.527		
LAP	SECTOR 1	SECTOR 2	LAP TIME	MPH	DIFF	TIME OF DAY
1 -	37.999	24.165	1:02.164	69.95	4.577	09:41:36.563
2 -	36.924	24.686	1:01.610	70.58	4.023	09:42:38.173
3 -	36.048	23.994	1:00.042	72.42	2.455	09:43:38.215
4 -	34.852	23.664	58.516	74.31	0.929	09:44:36.731
5 -	34.710	23.537	58.247 (3)	74.65	0.660	09:45:34.978
6 -	35.306	23.672	58.978	73.73	1.391	09:46:33.956
7 -	34.633	23.640	58.273	74.62	0.686	09:47:32.229
8 -	34.424	23.551	57.975 (2)	75.00	0.388	09:48:30.204
9 -	34.050	24.426	58.476	74.36	0.889	09:49:28.680
10 -	34.577	23.010	57.587 (1)	75.51		09:50:26.267

P15 46 J		Izzy CARTER		Kawasaki -		
IDEAL LAP TIME : 57.602		BEST LAP TIME : 57.630		DIFFERENCE : 0.028		
LAP	SECTOR 1	SECTOR 2	LAP TIME	MPH	DIFF	TIME OF DAY
1 -	36.814	24.205	1:01.019	71.26	3.389	09:41:30.324
2 -	34.682	23.563	58.245	74.66	0.615	09:42:28.569
3 -	34.619	23.802	58.421	74.43	0.791	09:43:26.990
4 -	34.686	23.333	58.019	74.95	0.389	09:44:25.009
5 -	34.477	23.447	57.924 (2)	75.07	0.294	09:45:22.933
6 -	34.334	23.296	57.630 (1)	75.45		09:46:20.563
7 -	36.575	25.860	1:02.435	69.65	4.805	09:47:22.998
8 -	34.800	23.701	58.501	74.33	0.871	09:48:21.499
9 -	34.306	23.654	57.960	75.02	0.330	09:49:19.459
10 -	34.439	23.506	57.945 (3)	75.04	0.315	09:50:17.404

P16 43 S		Mark SWARBRICK		Kawasaki NINJA 400 -		
IDEAL LAP TIME : 57.367		BEST LAP TIME : 57.853		DIFFERENCE : 0.486		
LAP	SECTOR 1	SECTOR 2	LAP TIME	MPH	DIFF	TIME OF DAY
1 -	38.117	24.017	1:02.134	69.98	4.281	09:41:41.963
2 -	34.987	23.603	58.590	74.22	0.737	09:42:40.553
3 -	34.409	23.658	58.067 (3)	74.88	0.214	09:43:38.620
4 -	35.025	23.963	58.988	73.72	1.135	09:44:37.608
5 -	34.397	23.456	57.853 (1)	75.16		09:45:35.461
6 -	34.977	23.771	58.748	74.02	0.895	09:46:34.209
7 -	34.661	23.870	58.531	74.29	0.678	09:47:32.740
8 -	34.560	23.499	58.059 (2)	74.89	0.206	09:48:30.799
9 -	34.045	24.256	58.301	74.58	0.448	09:49:29.100
10 -	34.819	23.322	58.141	74.79	0.288	09:50:27.241

BMCRC - MRO Championships 2024 - Rnd 7 @ Brands Hatch Indy

ACU Team Green Junior Cup & Senior Ninja & BMZRC 250 MZ

QUALIFYING - SECTOR ANALYSIS



SECTOR 1 = FL to I1, SECTOR 2 = I1 to FL, DIFF = Difference To Personal Best Lap, P = Crossed Finish Line in Pit Lane, D = Time Disallowed

P17 85 MZ Andrew WALES			MZ ETZ 250 - Show Control International			
IDEAL LAP TIME : 57.573		BEST LAP TIME : 57.956		DIFFERENCE : 0.383		
LAP	SECTOR 1	SECTOR 2	LAP TIME	MPH	DIFF	TIME OF DAY
1 -	35.950	24.107	1:00.057	72.40	2.101	09:41:27.448
2 -	35.047	23.700	58.747	74.02	0.791	09:42:26.195
3 -	34.579	23.803	58.382	74.48	0.426	09:43:24.577
4 -	34.656	23.751	58.407	74.45	0.451	09:44:22.984
5 -	34.578	23.553	58.131	74.80	0.175	09:45:21.115
6 -	34.616	23.377	57.993 (2)	74.98	0.037	09:46:19.108
7 -	35.035	24.303	59.338	73.28	1.382	09:47:18.446
8 -	34.311	23.710	58.021 (3)	74.94	0.065	09:48:16.467
9 -	34.196	23.760	57.956 (1)	75.03		09:49:14.423
10 -	34.318	23.798	58.116	74.82	0.160	09:50:12.539

P18 69 MZ Alexander MANN			MZ TS 250 - HS Racing			
IDEAL LAP TIME : 57.998		BEST LAP TIME : 57.998		DIFFERENCE : 0.000		
LAP	SECTOR 1	SECTOR 2	LAP TIME	MPH	DIFF	TIME OF DAY
1 -	38.129	24.551	1:02.680	69.37	4.682	09:41:35.336
2 -	36.827	24.856	1:01.683	70.49	3.685	09:42:37.019
3 -	35.796	24.315	1:00.111	72.34	2.113	09:43:37.130
4 -	35.252	23.762	59.014	73.68	1.016	09:44:36.144
5 -	35.027	23.671	58.698 (3)	74.08	0.700	09:45:34.842
6 -	35.220	23.880	59.100	73.58	1.102	09:46:33.942
7 -	35.710	23.709	59.419	73.18	1.421	09:47:33.361
8 -	34.767	23.231	57.998 (1)	74.97		09:48:31.359
9 -	34.851	23.684	58.535 (2)	74.29	0.537	09:49:29.894
10 -	35.393	23.660	59.053	73.63	1.055	09:50:28.947

P19 75 MZ Peter WOODALL			MZ ETZ 250 - Online Lubricants			
IDEAL LAP TIME : 58.235		BEST LAP TIME : 58.235		DIFFERENCE : 0.000		
LAP	SECTOR 1	SECTOR 2	LAP TIME	MPH	DIFF	TIME OF DAY
1 -	38.405	24.907	1:03.312	68.68	5.077	09:41:27.160
2 -	36.171	24.137	1:00.308	72.10	2.073	09:42:27.468
3 -	35.292	24.240	59.532	73.04	1.297	09:43:27.000
4 -	35.418	23.808	59.226	73.42	0.991	09:44:26.226
5 -	34.787	23.773	58.560	74.25	0.325	09:45:24.786
6 -	34.719	23.706	58.425 (3)	74.43	0.190	09:46:23.211
7 -	34.747	24.292	59.039	73.65	0.804	09:47:22.250
8 -	34.778	23.684	58.462	74.38	0.227	09:48:20.712
9 -	34.630	23.756	58.386 (2)	74.48	0.151	09:49:19.098
10 -	34.625	23.610	58.235 (1)	74.67		09:50:17.333

P20 96 MZ Chris KENT			MZ TS 250 -			
IDEAL LAP TIME : 58.233		BEST LAP TIME : 58.428		DIFFERENCE : 0.195		
LAP	SECTOR 1	SECTOR 2	LAP TIME	MPH	DIFF	TIME OF DAY
1 -	36.033	24.250	1:00.283	72.13	1.855	09:41:19.867
2 -	35.398	24.179	59.577	72.99	1.149	09:42:19.444
3 -	35.702	24.387	1:00.089	72.36	1.661	09:43:19.533
4 -	34.625	24.205	58.830 (3)	73.91	0.402	09:44:18.363
5 -	35.219	24.222	59.441	73.15	1.013	09:45:17.804
6 -	35.825	23.833	59.658	72.89	1.230	09:46:17.462
7 -	35.308	23.743	59.051	73.64	0.623	09:47:16.513
8 -	34.892	23.794	58.686 (2)	74.09	0.258	09:48:15.199
9 -	34.616	24.702	59.318	73.31	0.890	09:49:14.517
10 -	34.811	23.617	58.428 (1)	74.42		09:50:12.945

BMCRC - MRO Championships 2024 - Rnd 7 @ Brands Hatch Indy

ACU Team Green Junior Cup & Senior Ninja & BMZRC 250 MZ

QUALIFYING - SECTOR ANALYSIS



SECTOR 1 = FL to I1, SECTOR 2 = I1 to FL, DIFF = Difference To Personal Best Lap, P = Crossed Finish Line in Pit Lane, D = Time Disallowed

P21 565 MZ		Louis KERSHAW		MZ 250 - Team Lucky Streetsy/Walkers Campers			
IDEAL LAP TIME : 58.343		BEST LAP TIME : 58.482		DIFFERENCE : 0.139			
LAP	SECTOR 1	SECTOR 2	LAP TIME	MPH	DIFF	TIME OF DAY	
1 -	37.594	26.374	1:03.968	67.98	5.486	09:41:50.868	
2 -	35.561	24.730	1:00.291	72.12	1.809	09:42:51.159	
3 -	35.490	24.376	59.866	72.63	1.384	09:43:51.025	
4 -	35.184	25.148	1:00.332	72.07	1.850	09:44:51.357	
5 -	36.038	24.436	1:00.474	71.90	1.992	09:45:51.831	
6 -	35.003	23.857	58.860 (2)	73.88	0.378	09:46:50.691	
7 -	35.283	25.016	1:00.299	72.11	1.817	09:47:50.990	
8 -	34.612	24.819	59.431	73.17	0.949	09:48:50.421	
9 -	34.989	23.917	58.906 (3)	73.82	0.424	09:49:49.327	
10 -	34.486	23.996	58.482 (1)	74.35		09:50:47.809	

P22 181 MZ_R		Declan RYAN		MZ 250 - N/A			
IDEAL LAP TIME : 58.498		BEST LAP TIME : 58.525		DIFFERENCE : 0.027			
LAP	SECTOR 1	SECTOR 2	LAP TIME	MPH	DIFF	TIME OF DAY	
1 -	38.116	24.552	1:02.668	69.39	4.143	09:41:26.752	
2 -	35.924	23.832	59.756	72.77	1.231	09:42:26.508	
3 -	35.745	24.153	59.898	72.60	1.373	09:43:26.406	
4 -	36.131	23.929	1:00.060	72.40	1.535	09:44:26.466	
5 -	34.666	23.859	58.525 (1)	74.30		09:45:24.991	
6 -	35.079	23.995	59.074 (2)	73.61	0.549	09:46:24.065	
7 -	34.993	24.303	59.296	73.33	0.771	09:47:23.361	
8 -	35.824	24.627	1:00.451	71.93	1.926	09:48:23.812	
9 -	35.044	24.066	59.110 (3)	73.56	0.585	09:49:22.922	
10 -	35.493	24.657	1:00.150	72.29	1.625	09:50:23.072	

P23 197 S		Reece GUYETT		Kawasaki NINJA 300 - Rose MOT Centre			
IDEAL LAP TIME : 58.754		BEST LAP TIME : 58.754		DIFFERENCE : 0.000			
LAP	SECTOR 1	SECTOR 2	LAP TIME	MPH	DIFF	TIME OF DAY	
1 -	40.730	24.860	1:05.590	66.29	6.836	09:41:41.944	
2 -	37.086	24.864	1:01.950	70.19	3.196	09:42:43.894	
3 -	36.276	24.550	1:00.826	71.49	2.072	09:43:44.720	
4 -	35.840	23.945	59.785	72.73	1.031	09:44:44.505	
5 -	35.999	23.975	59.974	72.50	1.220	09:45:44.479	
6 -	35.530	24.046	59.576	72.99	0.822	09:46:44.055	
7 -	35.427	23.924	59.351 (3)	73.26	0.597	09:47:43.406	
8 -	35.413	24.259	59.672	72.87	0.918	09:48:43.078	
9 -	35.103	23.651	58.754 (1)	74.01		09:49:41.832	
10 -	35.165	23.672	58.837 (2)	73.90	0.083	09:50:40.669	

P24 11 MZ		Carl CRIPPS		MZ ETZ250 - MIS UK LTD			
IDEAL LAP TIME : 58.934		BEST LAP TIME : 59.235		DIFFERENCE : 0.301			
LAP	SECTOR 1	SECTOR 2	LAP TIME	MPH	DIFF	TIME OF DAY	
1 -	38.064	24.521	1:02.585	69.48	3.350	09:41:24.215	
2 -	36.608	25.033	1:01.641	70.54	2.406	09:42:25.856	
3 -	35.141	24.094	59.235 (1)	73.41		09:43:25.091	
4 -	35.297	24.567	59.864	72.64	0.629	09:44:24.955	
5 -	35.286	24.063	59.349 (2)	73.27	0.114	09:45:24.304	
6 -	35.709	23.793	59.502	73.08	0.267	09:46:23.806	
7 -	35.166	24.244	59.410 (3)	73.19	0.175	09:47:23.216	
8 -	38.333	25.060	1:03.393	68.59	4.158	09:48:26.609	

BMCRC - MRO Championships 2024 - Rnd 7 @ Brands Hatch Indy

ACU Team Green Junior Cup & Senior Ninja & BMZRC 250 MZ

QUALIFYING - SECTOR ANALYSIS



SECTOR 1 = FL to I1, SECTOR 2 = I1 to FL, DIFF = Difference To Personal Best Lap, P = Crossed Finish Line in Pit Lane, D = Time Disallowed

P25 13 MZ Gordon RYAN			MZ 250 - Prism Work Psychology			
IDEAL LAP TIME : 59.289		BEST LAP TIME : 59.367		DIFFERENCE : 0.078		
LAP	SECTOR 1	SECTOR 2	LAP TIME	MPH	DIFF	TIME OF DAY
1 -	36.304	24.377	1:00.681	71.66	1.314	09:41:22.077
2 -	35.839	24.394	1:00.233	72.19	0.866	09:42:22.310
3 -	35.915	24.308	1:00.223	72.20	0.856	09:43:22.533
4 -	36.092	23.968	1:00.060	72.40	0.693	09:44:22.593
5 -	36.080	24.263	1:00.343	72.06	0.976	09:45:22.936
6 -	35.749	24.212	59.961 (2)	72.52	0.594	09:46:22.897
7 -	35.705	24.733	1:00.438	71.95	1.071	09:47:23.335
8 -	35.740	24.290	1:00.030 (3)	72.44	0.663	09:48:23.365
9 -	35.321	24.046	59.367 (1)	73.24		09:49:22.732
10 -	35.639	24.534	1:00.173	72.26	0.806	09:50:22.905

P26 37 MZ_R Harry LAMACRAFT			MZ ETZ 250 - All Flower No Power			
IDEAL LAP TIME : 59.479		BEST LAP TIME : 59.479		DIFFERENCE : 0.000		
LAP	SECTOR 1	SECTOR 2	LAP TIME	MPH	DIFF	TIME OF DAY
1 -	38.233	26.187	1:04.420	67.50	4.941	09:41:34.963
2 -	36.930	25.013	1:01.943	70.20	2.464	09:42:36.906
3 -	35.718	24.591	1:00.309	72.10	0.830	09:43:37.215
4 -	35.964	24.675	1:00.639	71.71	1.160	09:44:37.854
5 -	35.441	24.665	1:00.106	72.34	0.627	09:45:37.960
6 -	35.601	24.691	1:00.292	72.12	0.813	09:46:38.252
7 -	35.446	24.578	1:00.024	72.44	0.545	09:47:38.276
8 -	35.130	24.433	59.563 (2)	73.00	0.084	09:48:37.839
9 -	35.120	24.359	59.479 (1)	73.11		09:49:37.318
10 -	35.150	24.525	59.675 (3)	72.87	0.196	09:50:36.993

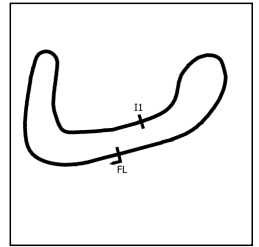
P27 33 J Patrick KLINGE			Kawasaki NINJA 400 - Klingklong Racing			
IDEAL LAP TIME : 59.510		BEST LAP TIME : 59.539		DIFFERENCE : 0.029		
LAP	SECTOR 1	SECTOR 2	LAP TIME	MPH	DIFF	TIME OF DAY
1 -	38.657	25.065	1:03.722	68.24	4.183	09:41:48.788
2 -	36.610	26.036	1:02.646	69.41	3.107	09:42:51.434
3 -	36.367	24.503	1:00.870	71.44	1.331	09:43:52.304
4 -	36.087	23.815	59.902 (2)	72.59	0.363	09:44:52.206
5 -	36.018	25.209	1:01.227	71.02	1.688	09:45:53.433
6 -	35.814	24.335	1:00.149	72.29	0.610	09:46:53.582
7 -	36.048	24.436	1:00.484	71.89	0.945	09:47:54.066
8 -	35.843	23.696	59.539 (1)	73.03		09:48:53.605
9 -	36.095	23.863	59.958 (3)	72.52	0.419	09:49:53.563

P28 54 S Ben SCOTT			Kawasaki NINJA 250 - GI Landscapes VampTech			
IDEAL LAP TIME : 59.722		BEST LAP TIME : 59.737		DIFFERENCE : 0.015		
LAP	SECTOR 1	SECTOR 2	LAP TIME	MPH	DIFF	TIME OF DAY
1 -	39.833	25.980	1:05.813	66.07	6.076	09:41:34.336
2 -	38.006	24.896	1:02.902	69.13	3.165	09:42:37.238
3 -	36.135	24.522	1:00.657	71.69	0.920	09:43:37.895
4 -	36.093	24.132	1:00.225	72.20	0.488	09:44:38.120
5 -	36.072	24.339	1:00.411	71.98	0.674	09:45:38.531
6 -	35.590	24.229	59.819 (2)	72.69	0.082	09:46:38.350
7 -	37.019	24.613	1:01.632	70.55	1.895	09:47:39.982
8 -	35.794	24.373	1:00.167	72.27	0.430	09:48:40.149
9 -	35.660	24.360	1:00.020 (3)	72.45	0.283	09:49:40.169
10 -	35.602	24.135	59.737 (1)	72.79		09:50:39.906

BMCRC - MRO Championships 2024 - Rnd 7 @ Brands Hatch Indy

ACU Team Green Junior Cup & Senior Ninja & BMZRC 250 MZ

QUALIFYING - SECTOR ANALYSIS



SECTOR 1 = FL to I1, SECTOR 2 = I1 to FL, DIFF = Difference To Personal Best Lap, P = Crossed Finish Line in Pit Lane, D = Time Disallowed

P29 95 MZ Christopher ROGERS		MZ ETZ 250 - CB Racing				
IDEAL LAP TIME : 1:00.066		BEST LAP TIME : 1:00.209		DIFFERENCE : 0.143		
LAP	SECTOR 1	SECTOR 2	LAP TIME	MPH	DIFF	TIME OF DAY
1 -	38.460	25.451	1:03.911	68.04	3.702	09:41:30.590
2 -	36.581	24.476	1:01.057	71.22	0.848	09:42:31.647
3 -	35.991	24.455	1:00.446 (3)	71.94	0.237	09:43:32.093
4 -	36.134	24.075	1:00.209 (1)	72.22		09:44:32.302
5 -	36.371	25.115	1:01.486	70.72	1.277	09:45:33.788
6 -	36.029	24.360	1:00.389 (2)	72.00	0.180	09:46:34.177

P30 102 MZ_R Caleb WRIGHT		MZ 250 ETZ - Clover Investments				
IDEAL LAP TIME : 1:00.331		BEST LAP TIME : 1:00.331		DIFFERENCE : 0.000		
LAP	SECTOR 1	SECTOR 2	LAP TIME	MPH	DIFF	TIME OF DAY
1 -	40.336	25.638	1:05.974	65.91	5.643	09:41:38.920
2 -	38.155	25.272	1:03.427	68.56	3.096	09:42:42.347
3 -	37.559	25.526	1:03.085	68.93	2.754	09:43:45.432
4 -	36.839	24.782	1:01.621	70.57	1.290	09:44:47.053
5 -	36.770	24.551	1:01.321 (3)	70.91	0.990	09:45:48.374
6 -	37.243	24.636	1:01.879	70.27	1.548	09:46:50.253
7 -	36.432	25.111	1:01.543	70.65	1.212	09:47:51.796
8 -	36.202	24.882	1:01.084 (2)	71.19	0.753	09:48:52.880
9 -	35.808	24.523	1:00.331 (1)	72.07		09:49:53.211

P31 56 MZ Russell TURNER		MZ 250 - TT Racing				
IDEAL LAP TIME : 1:00.919		BEST LAP TIME : 1:00.939		DIFFERENCE : 0.020		
LAP	SECTOR 1	SECTOR 2	LAP TIME	MPH	DIFF	TIME OF DAY
1 -	40.641	26.003	1:06.644	65.25	5.705	09:41:38.700
2 -	37.290	25.319	1:02.609	69.45	1.670	09:42:41.309
3 -	36.690	24.994	1:01.684	70.49	0.745	09:43:42.993
4 -	35.994	24.945	1:00.939 (1)	71.35		09:44:43.932
5 -	37.869	25.693	1:03.562	68.41	2.623	09:45:47.494
6 -	36.491	25.142	1:01.633 (3)	70.55	0.694	09:46:49.127
7 -	37.047	25.540	1:02.587	69.48	1.648	09:47:51.714
8 -	36.430	24.925	1:01.355 (2)	70.87	0.416	09:48:53.069
9 -	37.056	25.895	1:02.951	69.07	2.012	09:49:56.020

P32 57 S Richard BUCKHAM		Kawasaki NINJA 400 -				
IDEAL LAP TIME : 1:00.846		BEST LAP TIME : 1:00.993		DIFFERENCE : 0.147		
LAP	SECTOR 1	SECTOR 2	LAP TIME	MPH	DIFF	TIME OF DAY
1 -	39.469	24.998	1:04.467	67.45	3.474	09:41:36.422
2 -	37.206	25.177	1:02.383	69.70	1.390	09:42:38.805
3 -	37.447	25.031	1:02.478	69.60	1.485	09:43:41.283
4 -	37.191	25.031	1:02.222	69.88	1.229	09:44:43.505
5 -	37.586	25.391	1:02.977	69.05	1.984	09:45:46.482
6 -	36.433	24.560	1:00.993 (1)	71.29		09:46:47.475
7 -	36.627	24.545	1:01.172 (3)	71.08	0.179	09:47:48.647
8 -	36.552	25.179	1:01.731	70.44	0.738	09:48:50.378
9 -	36.683	24.413	1:01.096 (2)	71.17	0.103	09:49:51.474

BMCRC - MRO Championships 2024 - Rnd 7 @ Brands Hatch Indy

ACU Team Green Junior Cup & Senior Ninja & BMZRC 250 MZ

QUALIFYING - SECTOR ANALYSIS



SECTOR 1 = FL to I1, SECTOR 2 = I1 to FL, DIFF = Difference To Personal Best Lap, P = Crossed Finish Line in Pit Lane, D = Time Disallowed

P33 26 J		Brooke CHAMPION		Kawasaki 300 NINJA -			
IDEAL LAP TIME : 1:00.780		BEST LAP TIME : 1:01.013		DIFFERENCE : 0.233			
LAP	SECTOR 1	SECTOR 2	LAP TIME	MPH	DIFF	TIME OF DAY	
1 -	40.067	26.694	1:06.761	65.13	5.748	09:41:40.966	
2 -	38.942	25.200	1:04.142	67.79	3.129	09:42:45.108	
3 -	36.903	25.503	1:02.406	69.68	1.393	09:43:47.514	
4 -	37.422	25.456	1:02.878	69.15	1.865	09:44:50.392	
5 -	36.275	24.738	1:01.013 (1)	71.27		09:45:51.405	
6 -	36.630	24.932	1:01.562	70.63	0.549	09:46:52.967	
7 -	36.430	24.612	1:01.042 (2)	71.23	0.029	09:47:54.009	
8 -	36.938	24.505	1:01.443	70.77	0.430	09:48:55.452	
9 -	36.538	24.648	1:01.186 (3)	71.07	0.173	09:49:56.638	

P34 58 J		Max RHODES		Kawasaki NINJA 400 -			
IDEAL LAP TIME : 1:00.379		BEST LAP TIME : 1:01.021		DIFFERENCE : 0.642			
LAP	SECTOR 1	SECTOR 2	LAP TIME	MPH	DIFF	TIME OF DAY	
1 -	38.640	27.511	1:06.151	65.73	5.130	09:41:42.522	
2 -	37.301	25.059	1:02.360	69.73	1.339	09:42:44.882	
3 -	37.419	25.577	1:02.996	69.02	1.975	09:43:47.878	
4 -	37.320	25.750	1:03.070	68.94	2.049	09:44:50.948	
5 -	36.863	24.693	1:01.556 (3)	70.64	0.535	09:45:52.504	
6 -	35.851	25.190	1:01.041 (2)	71.24	0.020	09:46:53.545	
7 -	36.493	24.528	1:01.021 (1)	71.26		09:47:54.566	
8 -	36.751	35.605	1:12.356	60.10	11.335	09:49:06.922	
9 -	39.277	25.554	1:04.831	67.07	3.810	09:50:11.753	

P35 32 MZ		John ASHMEAD		MZ 250 -			
IDEAL LAP TIME : 1:01.466		BEST LAP TIME : 1:01.769		DIFFERENCE : 0.303			
LAP	SECTOR 1	SECTOR 2	LAP TIME	MPH	DIFF	TIME OF DAY	
1 -	37.810	25.421	1:03.231	68.77	1.462	09:41:35.321	
2 -	37.653	25.416	1:03.069	68.94	1.300	09:42:38.390	
3 -	37.434	25.037	1:02.471	69.60	0.702	09:43:40.861	
4 -	37.329	25.188	1:02.517	69.55	0.748	09:44:43.378	
5 -	38.122	25.291	1:03.413	68.57	1.644	09:45:46.791	
6 -	37.053	25.096	1:02.149 (3)	69.97	0.380	09:46:48.940	
7 -	36.904	25.199	1:02.103 (2)	70.02	0.334	09:47:51.043	
8 -	36.429	25.340	1:01.769 (1)	70.40		09:48:52.812	

P36 4 S		Nigel FRANKLIN		Kawasaki NINJA - Nigel Franklin			
IDEAL LAP TIME : 1:01.756		BEST LAP TIME : 1:02.039		DIFFERENCE : 0.283			
LAP	SECTOR 1	SECTOR 2	LAP TIME	MPH	DIFF	TIME OF DAY	
1 -	39.298	26.553	1:05.851	66.03	3.812	09:41:41.072	
2 -	37.796	24.918	1:02.714	69.34	0.675	09:42:43.786	
3 -	37.843	25.496	1:03.339	68.65	1.300	09:43:47.125	
4 -	37.727	25.567	1:03.294	68.70	1.255	09:44:50.419	
5 -	37.413	25.462	1:02.875	69.16	0.836	09:45:53.294	
6 -	37.683	24.827	1:02.510 (3)	69.56	0.471	09:46:55.804	
7 -	36.929	25.110	1:02.039 (1)	70.09		09:47:57.843	
8 -	37.070	25.168	1:02.238 (2)	69.87	0.199	09:49:00.081	
9 -	37.583	24.930	1:02.513	69.56	0.474	09:50:02.594	

BMCRC - MRO Championships 2024 - Rnd 7 @ Brands Hatch Indy

ACU Team Green Junior Cup & Senior Ninja & BMZRC 250 MZ

QUALIFYING - SECTOR ANALYSIS



SECTOR 1 = FL to I1, SECTOR 2 = I1 to FL, DIFF = Difference To Personal Best Lap, P = Crossed Finish Line in Pit Lane, D = Time Disallowed

P37 41 MZ Gary WILLIAMS			MZ ETZ 250 -			
IDEAL LAP TIME : 1:01.816		BEST LAP TIME : 1:02.120		DIFFERENCE : 0.304		
LAP	SECTOR 1	SECTOR 2	LAP TIME	MPH	DIFF	TIME OF DAY
1 -	39.483	26.218	1:05.701	66.18	3.581	09:41:44.289
2 -	39.205	25.463	1:04.668	67.24	2.548	09:42:48.957
3 -	37.786	25.676	1:03.462	68.52	1.342	09:43:52.419
4 -	37.394	25.184	1:02.578	69.49	0.458	09:44:54.997
5 -	37.563	25.299	1:02.862	69.17	0.742	09:45:57.859
6 -	37.112	25.050	1:02.162 (2)	69.95	0.042	09:47:00.021
7 -	37.004	25.345	1:02.349 (3)	69.74	0.229	09:48:02.370
8 -	36.833	25.678	1:02.511	69.56	0.391	09:49:04.881
9 -	37.137	24.983	1:02.120 (1)	70.00		09:50:07.001

P38 166 MZ Graeme LEWIS			MZ 250 - Morris Racing Lubricants #MRL			
IDEAL LAP TIME : 1:02.204		BEST LAP TIME : 1:02.323		DIFFERENCE : 0.119		
LAP	SECTOR 1	SECTOR 2	LAP TIME	MPH	DIFF	TIME OF DAY
1 -	39.121	25.942	1:05.063	66.83	2.740	09:41:34.107
2 -	37.808	25.313	1:03.121	68.89	0.798	09:42:37.228
3 -	37.233	25.648	1:02.881 (3)	69.15	0.558	09:43:40.109
4 -	37.634	25.330	1:02.964	69.06	0.641	09:44:43.073
5 -	38.000	25.750	1:03.750	68.21	1.427	09:45:46.823
6 -	37.761	25.911	1:03.672	68.29	1.349	09:46:50.495
7 -	37.157	25.496	1:02.653 (2)	69.40	0.330	09:47:53.148
8 -	37.276	25.047	1:02.323 (1)	69.77		09:48:55.471
9 -	37.810	25.377	1:03.187	68.82	0.864	09:49:58.658

P39 73 S Jemma GRAYSON			Kawasaki NINJA 300 -			
IDEAL LAP TIME : 1:03.136		BEST LAP TIME : 1:03.423		DIFFERENCE : 0.287		
LAP	SECTOR 1	SECTOR 2	LAP TIME	MPH	DIFF	TIME OF DAY
1 -	40.679	26.584	1:07.263	64.65	3.840	09:41:56.197
2 -	39.154	26.102	1:05.256	66.63	1.833	09:43:01.453
3 -	39.186	25.914	1:05.100	66.79	1.677	09:44:06.553
4 -	39.029	26.362	1:05.391	66.50	1.968	09:45:11.944
5 -	38.879	26.396	1:05.275	66.61	1.852	09:46:17.219
6 -	39.360	26.003	1:05.363	66.53	1.940	09:47:22.582
7 -	38.310	25.320	1:03.630 (2)	68.34	0.207	09:48:26.212
8 -	37.816	25.607	1:03.423 (1)	68.56		09:49:29.635
9 -	38.083	25.916	1:03.999 (3)	67.94	0.576	09:50:33.634

P40 52 MZ Tony PARKER			MZ 250 - Cancer research uk			
IDEAL LAP TIME : 1:03.952		BEST LAP TIME : 1:04.048		DIFFERENCE : 0.096		
LAP	SECTOR 1	SECTOR 2	LAP TIME	MPH	DIFF	TIME OF DAY
1 -	44.284	28.818	1:13.102	59.48	9.054	09:41:42.591
2 -	42.275	27.224	1:09.499	62.57	5.451	09:42:52.090
3 -	40.502	27.010	1:07.512	64.41	3.464	09:43:59.602
4 -	40.332	27.156	1:07.488	64.43	3.440	09:45:07.090
5 -	40.411	26.581	1:06.992	64.91	2.944	09:46:14.082
6 -	39.232	25.906	1:05.138 (3)	66.75	1.090	09:47:19.220
7 -	38.784	25.953	1:04.737 (2)	67.17	0.689	09:48:23.957
8 -	38.046	26.002	1:04.048 (1)	67.89		09:49:28.005

P41 38 MZ Chris PETTET			MZ ETZ250 -			
IDEAL LAP TIME : 1:03.875		BEST LAP TIME : 1:04.058		DIFFERENCE : 0.183		
LAP	SECTOR 1	SECTOR 2	LAP TIME	MPH	DIFF	TIME OF DAY
1 -	40.220	25.879	1:06.099	65.78	2.041	09:41:48.674
2 -	39.026	25.910	1:04.936	66.96	0.878	09:42:53.610
3 -	39.266	26.888	1:06.154	65.73	2.096	09:43:59.764
4 -	38.473	25.681	1:04.154 (3)	67.78	0.096	09:45:03.918
5 -	38.487	25.606	1:04.093 (2)	67.84	0.035	09:46:08.011
6 -	38.656	25.402	1:04.058 (1)	67.88		09:47:12.069

BMCRC - MRO Championships 2024 - Rnd 7 @ Brands Hatch Indy

ACU Team Green Junior Cup & Senior Ninja & BMZRC 250 MZ

QUALIFYING - BEST SECTORS

SECTOR 1			SECTOR 2			IDEAL / BEST COMPARISON						
POS	NO	NAME	TIME	NO	NAME	TIME	POS	NO	NAME	IDEAL	BEST	DIFF
									PERFECT LAP	55.731		
1	1	ATKINSON	33.019	2	WATT	22.712	1	1	ATKINSON	55.960	55.982	0.022
2	3	McCARTNEY	33.223	3	McCARTNEY	22.783	2	3	McCARTNEY	56.006	56.006	0.000
3	17	BUSA	33.480	27	BROWN	22.824	3	2	WATT	56.350	56.678	0.328
4	7	ROOKER	33.638	7	ROOKER	22.911	4	7	ROOKER	56.549	56.549	0.000
5	2	WATT	33.638	81	SIMS	22.918	5	17	BUSA	56.607	56.607	0.000
6	6	BUSA	33.652	1	ATKINSON	22.941	6	81	SIMS	56.763	56.763	0.000
7	9	PERRY	33.677	65	RHODES	23.010	7	6	BUSA	56.807	57.148	0.341
8	76	WILKINSON	33.714	8	WILSON	23.055	8	76	WILKINSON	56.879	56.918	0.039
9	45	MACKENZIE	33.827	45	MACKENZIE	23.119	9	9	PERRY	56.889	57.073	0.184
10	81	SIMS	33.845	17	BUSA	23.127	10	8	WILSON	56.937	57.082	0.145
11	8	WILSON	33.882	6	BUSA	23.155	11	45	MACKENZIE	56.946	57.282	0.336
12	43	SWARBRICK	34.045	76	WILKINSON	23.165	12	65	RHODES	57.060	57.587	0.527
13	65	RHODES	34.050	9	PERRY	23.212	13	27	BROWN	57.072	57.144	0.072
14	12	RAMSEY	34.164	69	MANN	23.231	14	43	SWARBRICK	57.367	57.853	0.486
15	85	WALES	34.196	12	RAMSEY	23.284	15	12	RAMSEY	57.448	57.448	0.000
16	27	BROWN	34.248	46	CARTER	23.296	16	85	WALES	57.573	57.956	0.383
17	46	CARTER	34.306	43	SWARBRICK	23.322	17	46	CARTER	57.602	57.630	0.028
18	565	KERSHAW	34.486	85	WALES	23.377	18	69	MANN	57.998	57.998	0.000
19	96	KENT	34.616	75	WOODALL	23.610	19	96	KENT	58.233	58.428	0.195
20	75	WOODALL	34.625	96	KENT	23.617	20	75	WOODALL	58.235	58.235	0.000
21	181	RYAN	34.666	197	GUYETT	23.651	21	565	KERSHAW	58.343	58.482	0.139
22	69	MANN	34.767	33	KLINGE	23.696	22	181	RYAN	58.498	58.525	0.027
23	197	GUYETT	35.103	11	CRIPPS	23.793	23	197	GUYETT	58.754	58.754	0.000
24	37	LAMACRAFT	35.120	181	RYAN	23.832	24	11	CRIPPS	58.934	59.235	0.301
25	11	CRIPPS	35.141	565	KERSHAW	23.857	25	13	RYAN	59.289	59.367	0.078
26	13	RYAN	35.321	13	RYAN	23.968	26	37	LAMACRAFT	59.479	59.479	0.000
27	54	SCOTT	35.590	95	ROGERS	24.075	27	33	KLINGE	59.510	59.539	0.029
28	102	WRIGHT	35.808	54	SCOTT	24.132	28	54	SCOTT	59.722	59.737	0.015
29	33	KLINGE	35.814	37	LAMACRAFT	24.359	29	95	ROGERS	1:00.066	1:00.209	0.143
30	58	RHODES	35.851	57	BUCKHAM	24.413	30	102	WRIGHT	1:00.331	1:00.331	0.000
31	95	ROGERS	35.991	26	CHAMPION	24.505	31	58	RHODES	1:00.379	1:01.021	0.642
32	56	TURNER	35.994	102	WRIGHT	24.523	32	26	CHAMPION	1:00.780	1:01.013	0.233
33	26	CHAMPION	36.275	58	RHODES	24.528	33	57	BUCKHAM	1:00.846	1:00.993	0.147
34	32	ASHMEAD	36.429	4	FRANKLIN	24.827	34	56	TURNER	1:00.919	1:00.939	0.020
35	57	BUCKHAM	36.433	56	TURNER	24.925	35	32	ASHMEAD	1:01.466	1:01.769	0.303
36	41	WILLIAMS	36.833	41	WILLIAMS	24.983	36	4	FRANKLIN	1:01.756	1:02.039	0.283
37	4	FRANKLIN	36.929	32	ASHMEAD	25.037	37	41	WILLIAMS	1:01.816	1:02.120	0.304
38	166	LEWIS	37.157	166	LEWIS	25.047	38	166	LEWIS	1:02.204	1:02.323	0.119
39	73	GRAYSON	37.816	73	GRAYSON	25.320	39	73	GRAYSON	1:03.136	1:03.423	0.287
40	52	PARKER	38.046	38	PETTET	25.402	40	38	PETTET	1:03.875	1:04.058	0.183
41	38	PETTET	38.473	52	PARKER	25.906	41	52	PARKER	1:03.952	1:04.048	0.096

BMCRC - MRO Championships 2024 - Rnd 7 @ Brands Hatch Indy

ACU Team Green Junior Cup & Senior Ninja & BMZRC 250 MZ

QUALIFYING - STATISTICS

Competitors Started 41
Planned Start 2024-09-21 @ 09:45:00.000
Actual Start 2024-09-21 @ 09:39:49.793
Finish Time 2024-09-21 @ 09:49:49.849
Track Length 1.2079mi.
Total Laps 386
Total Distance Covered 466.2670mi.

Session Fastest Lap History

NO	CL	NAME	LAP TIME	TIME OF DAY	LAP	VEHICLE
3	J	Henry McCARTNEY	58.198	09:41:17.946	1	Kawasaki NINJA
3	J	Henry McCARTNEY	56.997	09:42:14.943	2	Kawasaki NINJA
3	J	Henry McCARTNEY	56.512	09:43:11.455	3	Kawasaki NINJA
3	J	Henry McCARTNEY	56.430	09:44:07.885	4	Kawasaki NINJA
3	J	Henry McCARTNEY	56.006	09:47:55.250	8	Kawasaki NINJA
1	S	Phil ATKINSON	55.982	09:49:42.383	9	Kawasaki NINJA 400

Flag History

TYPE	TIME OF DAY
GREEN	09:39:49.793
FINISH	09:49:49.849

Flag Statistics

TYPE	COUNT	TOTAL LAPS	TOTAL TIME
Green	1	10	11:03.428
Red	0	0	0.000
Safety Car	0	0	0.000
FCY	0	0	0.000

BMCRC - MRO Championships 2024 - Rnd 7 @ Brands Hatch Indy

ACU Team Green Junior Cup & Senior Ninja & BMZRC 250 MZ

QUALIFYING - STATISTICS

CLASS : MZ

14 Starters

Fastest Lap History

NO	NAME	LAP TIME	TIME OF DAY	LAP	VEHICLE
96	Chris KENT	1:00.283	09:41:19.867	1	MZ TS 250
85	Andrew WALES	1:00.057	09:41:27.448	1	MZ ETZ 250
96	Chris KENT	59.577	09:42:19.444	2	MZ TS 250
85	Andrew WALES	58.747	09:42:26.195	2	MZ ETZ 250
85	Andrew WALES	58.382	09:43:24.577	3	MZ ETZ 250
85	Andrew WALES	58.131	09:45:21.115	5	MZ ETZ 250
85	Andrew WALES	57.993	09:46:19.108	6	MZ ETZ 250
85	Andrew WALES	57.956	09:49:14.423	9	MZ ETZ 250

BMCRC - MRO Championships 2024 - Rnd 7 @ Brands Hatch Indy

ACU Team Green Junior Cup & Senior Ninja & BMZRC 250 MZ

QUALIFYING - STATISTICS

CLASS : MZ_R

3 Starters

Fastest Lap History

NO	NAME	LAP TIME	TIME OF DAY	LAP	VEHICLE
181	Declan RYAN	1:02.668	09:41:26.752	1	MZ 250
181	Declan RYAN	59.756	09:42:26.508	2	MZ 250
181	Declan RYAN	58.525	09:45:24.991	5	MZ 250

BMCRC - MRO Championships 2024 - Rnd 7 @ Brands Hatch Indy

ACU Team Green Junior Cup & Senior Ninja & BMZRC 250 MZ

QUALIFYING - STATISTICS

CLASS : J

15 Starters

Fastest Lap History

NO	NAME	LAP TIME	TIME OF DAY	LAP	VEHICLE
3	Henry McCARTNEY	58.198	09:41:17.946	1	Kawasaki NINJA
3	Henry McCARTNEY	56.997	09:42:14.943	2	Kawasaki NINJA
3	Henry McCARTNEY	56.512	09:43:11.455	3	Kawasaki NINJA
3	Henry McCARTNEY	56.430	09:44:07.885	4	Kawasaki NINJA
3	Henry McCARTNEY	56.006	09:47:55.250	8	Kawasaki NINJA

BMCRC - MRO Championships 2024 - Rnd 7 @ Brands Hatch Indy

ACU Team Green Junior Cup & Senior Ninja & BMZRC 250 MZ

QUALIFYING - STATISTICS

CLASS : S

9 Starters

Fastest Lap History

NO	NAME	LAP TIME	TIME OF DAY	LAP	VEHICLE
17	Daryn BUSA	59.556	09:41:23.256	1	Kawasaki NINJA 400
27	Ben BROWN	59.479	09:41:26.245	1	Kawasaki NINJA 400
17	Daryn BUSA	57.994	09:42:21.250	2	Kawasaki NINJA 400
17	Daryn BUSA	57.907	09:43:19.157	3	Kawasaki NINJA 400
27	Ben BROWN	57.749	09:43:22.509	3	Kawasaki NINJA 400
1	Phil ATKINSON	56.657	09:44:02.193	3	Kawasaki NINJA 400
1	Phil ATKINSON	56.652	09:45:56.237	5	Kawasaki NINJA 400
17	Daryn BUSA	56.607	09:48:05.415	8	Kawasaki NINJA 400
1	Phil ATKINSON	56.315	09:48:46.401	8	Kawasaki NINJA 400
1	Phil ATKINSON	55.982	09:49:42.383	9	Kawasaki NINJA 400



BMCRC - MRO Championships 2024 - Rnd 7 @ Brands Hatch Indy

BMZRC 250 MZ

RACE 5A - GRID (9 Laps)

ROW 6	17	38	Chris PETTET	1:04.058	16	52	Tony PARKER	1:04.048				
ROW 5	15	166	Graeme LEWIS	1:02.323	14	41	Gary WILLIAMS	1:02.120	13	32	John ASHMEAD	1:01.769
ROW 4	12	56	Russell TURNER	1:00.939	11	102	Caleb WRIGHT	1:00.331	10	95	Christopher ROGERS	1:00.209
ROW 3	9	37	Harry LAMACRAFT	59.479	8	13	Gordon RYAN	59.367	7	11	Carl CRIPPS	59.235
ROW 2	6	181	Declan RYAN	58.525	5	565	Louis KERSHAW	58.482	4	96	Chris KENT	58.428
ROW 1	3	75	Peter WOODALL	58.235	2	69	Alexander MANN	57.998	1	85	Andrew WALES	57.956
Pole												

These results are provisional until the conclusion of any judicial and technical matters.

Brands Hatch Indy: 1.2079 miles

Clerk Of Course:	Stewards:	Timekeeper: Richard Evans	
------------------	-----------	---------------------------	--

Results can be found at www.tsl-timing.com

Printed - 10:11 Saturday, 21 September 2024





BMCRC - MRO Championships 2024 - Rnd 7 @ Brands Hatch Indy

ACU Team Green Junior Cup & Senior Ninja

RACE 5 - GRID (9 Laps)

ROW 8	24	73	Jemma GRAYSON	1:03.423	23	4	Nigel FRANKLIN	1:02.039	22	58	Max RHODES	1:01.021	
ROW 7		21	26	Brooke CHAMPION	1:01.013	20	57	Richard BUCKHAM	1:00.993	19	54	Ben SCOTT	59.737
ROW 6	18	33	Patrick KLINGE	59.539	17	197	Reece GUYETT	58.754	16	43	Mark SWARBRICK	57.853	
ROW 5		15	46	Izzy CARTER	57.630	14	65	Lilly RHODES	57.587	13	12	Kees RAMSEY	57.448
ROW 4	12	45	Marley MACKENZIE	57.282	11	6	Kian BUSA	57.148	10	27	Ben BROWN	57.144	
ROW 3		9	8	Blake WILSON	57.082	8	9	Kobe PERRY	57.073	7	76	Luca WILKINSON	56.918
ROW 2	6	81	Ollie SIMS	56.763	5	2	Kade WATT	56.678	4	17	Daryn BUSA	56.607	
ROW 1		3	7	Travis ROOKER	56.549	2	3	Henry McCARTNEY	56.006	1	1	Phil ATKINSON	55.982
Pole													

These results are provisional until the conclusion of any judicial and technical matters.

Brands Hatch Indy: 1.2079 miles

Clerk Of Course:	Stewards:	Timekeeper: Richard Evans	
------------------	-----------	---------------------------	--

Results can be found at www.tsl-timing.com

Printed - 10:10 Saturday, 21 September 2024





BMCRC - MRO Championships 2024 - Rnd 7 @ Brands Hatch Indy

ACU Team Green Junior Cup & Senior Ninja

RACE 5 - CLASSIFICATION

Race Distance: 9 Laps / 10.87 miles

POS	NO	CL	PIC	NAME	ENTRY	LAPS	TIME	GAP	DIFF	MPH	BEST	ON	GRD	↑↓
1	3	J	1	Henry McCARTNEY	Kawasaki NINJA -	9	8:30.269			76.69	55.728	8	2	1
2	8	J	2	Blake WILSON	Kawasaki NINJA 300 - BSL home improvements	9	8:35.092	4.823	4.823	75.98	55.986	5	9	7
3	2	J	3	Kade WATT	Kawasaki NINJA 400 - 3D Racing	9	8:36.391	6.122	1.299	75.79	56.294	4	5	2
4	81	J	4	Ollie SIMS	Kawasaki NINJA 400 - Motorbodies Weston ltd	9	8:36.482	6.213	0.091	75.77	56.370	4	6	2
5	76	J	5	Luca WILKINSON	Kawasaki NINJA400 - RD Racing	9	8:36.576	6.307	0.094	75.76	56.149	9	7	2
6	27	S	1	Ben BROWN	Kawasaki NINJA 400 - Hunts Motorcycles	9	8:36.798	6.529	0.222	75.73	55.868	8	10	4
7	1	S	2	Phil ATKINSON	Kawasaki NINJA 400 - ROSE MOT/Q Oil Treatments	9	8:36.807	6.538	0.009	75.72	56.312	4	1	-6
8	7	J	6	Travis ROOKER	Kawasaki NINJA 400 - Swedish car connection	9	8:37.300	7.031	0.493	75.65	56.027	6	3	-5
9	9	J	7	Kobe PERRY	Kawasaki NINJA -	9	8:37.337	7.068	0.037	75.65	55.775	9	8	-1
10	65	J	8	Lilly RHODES	Kawasaki NINJA - Family	9	8:37.598	7.329	0.261	75.61	55.745	7	14	4
11	45	J	9	Marley MACKENZIE	Kawasaki NINJA - Kirkcaldy Kawasaki, ELP	9	8:39.527	9.258	1.929	75.33	56.411	7	12	1
12	6	J	10	Kian BUSA	Kawasaki 400 NINJA - iActiveRC	9	8:40.025	9.756	0.498	75.26	56.331	4	11	-1
13	17	S	3	Daryn BUSA	Kawasaki NINJA 400 - iActiveRC	9	8:40.354	10.085	0.329	75.21	56.299	9	4	-9
14	43	S	4	Mark SWARBRICK	Kawasaki NINJA 400 -	9	8:48.013	17.744	7.659	74.12	56.945	4	16	2
15	197	S	5	Reece GUYETT	Kawasaki NINJA 300 - Rose MOT Centre	9	8:54.789	24.520	6.776	73.18	57.976	8	17	2
16	46	J	11	Izzy CARTER	Kawasaki -	9	8:55.155	24.886	0.366	73.13	57.929	7	15	-1
17	12	J	12	Kees RAMSEY	Kawasaki NINJA 400 -	9	9:00.827	30.558	5.672	72.36	58.168	7	13	-4
18	33	J	13	Patrick KLINGE	Kawasaki NINJA 400 - Klingklong Racing	9	9:03.305	33.036	2.478	72.03	59.189	7	18	0
19	54	S	6	Ben SCOTT	Kawasaki NINJA 250 - GI Landscapes VampTech	9	9:03.389	33.120	0.084	72.02	59.096	8	19	0
20	58	J	14	Max RHODES	Kawasaki NINJA 400 -	9	9:13.939	43.670	10.550	70.65	59.589	7	22	2
21	57	S	7	Richard BUCKHAM	Kawasaki NINJA 400 -	9	9:14.101	43.832	0.162	70.63	1:00.306	4	20	-1
22	26	J	15	Brooke CHAMPION	Kawasaki 300 NINJA -	9	9:14.106	43.837	0.005	70.63	59.006	8	21	-1
23	4	S	8	Nigel FRANKLIN	Kawasaki NINJA - Nigel Franklin	9	9:17.296	47.027	3.190	70.22	1:00.387	2	23	0
24	73	S	9	Jemma GRAYSON	Kawasaki NINJA 300 -	9	9:29.132	58.863	11.836	68.76	1:01.403	6	24	0

FASTEST LAP

3	J	Henry McCARTNEY	Kawasaki NINJA -	8	55.728	78.03 mph	125.58 kph
27	S	Ben BROWN	Kawasaki NINJA 400 - Hunts Motorcycles	8	55.868	77.83 mph	125.26 kph

Comments:

Class J - 92.5% of Race Speed = 70.93 mph

Class S - 92.5% of Race Speed = 70.05 mph

Weather / Track : Bright / Dry

These results are provisional until the conclusion of any judicial and technical matters.

Date: 21/09/2024 Start: 12:24 Finish: 12:33

Brands Hatch Indy: 1.2079 miles

Clerk Of Course:

Stewards:

Timekeeper: Richard Evans



Results can be found at www.tsl-timing.com

Printed - 12:38 Saturday, 21 September 2024



BMCRC - MRO Championships 2024 - Rnd 7 @ Brands Hatch Indy

ACU Team Green Junior Cup & Senior Ninja

RACE 5 - LAP CHART

LAP 1 @ 12:25:54.622

NO	BEHIND	LAP TIME
3		1:02.271
1	0.070	1:02.341
2	0.234	1:02.505
8	0.262	1:02.533
81	0.606	1:02.877
76	1.385	1:03.656
6	1.640	1:03.911
9	2.029	1:04.300
7	2.078	1:04.349
45	2.166	1:04.437
27	2.274	1:04.545
65	2.759	1:05.030
17	2.769	1:05.040
43	3.372	1:05.643
197	3.684	1:05.955
54	4.708	1:06.979
46	4.818	1:07.089
33	5.015	1:07.286
57	6.355	1:08.626
12	6.950	1:09.221
26	7.752	1:10.023
4	8.036	1:10.307
58	8.750	1:11.021
73	10.361	1:12.632

45	3.880	56.887
9	4.115	57.169
6	4.486	57.645
65	4.623	57.551
17	5.308	57.496
43	6.165	57.584
197	7.948	58.393
46	9.517	58.843
54	11.767	59.528
33	11.862	59.527
12	13.299	58.981
57	14.674	1:00.322
4	16.501	1:00.643
26	16.769	1:00.935
58	17.191	1:00.840
73	23.247	1:02.314

LAP 4 @ 12:28:43.171

NO	BEHIND	LAP TIME
3		55.984
8	0.892	56.178
81	1.727	56.370
2	1.815	56.294
1	2.277	56.312
76	3.989	56.557
27	4.340	56.846
45	4.349	56.453
7	4.461	56.602
6	4.833	56.331
9	4.835	56.704
65	5.151	56.512
17	5.910	56.586
43	7.126	56.945
197	11.733	59.769
46	12.745	59.212
54	15.362	59.579
12	15.707	58.392
33	15.896	1:00.018
57	18.996	1:00.306
4	21.661	1:01.144
26	22.244	1:01.459
58	22.553	1:01.346
73	29.667	1:02.404

LAP 5 @ 12:29:39.062

NO	BEHIND	LAP TIME
3		55.891
8	0.987	55.986
2	2.637	56.713
81	2.801	56.965
1	2.940	56.554
76	4.755	56.657
27	5.657	57.208
7	5.778	57.208
45	6.233	57.775
6	6.318	57.376
65	6.364	57.104
9	6.560	57.616
17	6.936	56.917
43	9.240	58.005
197	14.514	58.672
46	14.884	58.030
12	18.729	58.913
54	19.082	59.611
33	19.195	59.190

57	23.683	1:00.578
58	27.500	1:00.838
4	27.726	1:01.956
26	28.127	1:01.774
73	35.580	1:01.804

LAP 6 @ 12:30:34.990

NO	BEHIND	LAP TIME
3		55.928
8	1.112	56.053
2	3.602	56.893
81	3.638	56.765
1	3.932	56.920
76	5.307	56.480
7	5.877	56.027
27	6.055	56.326
9	6.931	56.299
45	7.429	57.124
65	7.531	57.095
6	7.861	57.471
17	8.288	57.280
43	11.065	57.753
197	17.379	58.793
46	17.515	58.559
12	21.341	58.540
54	22.676	59.522
33	22.727	59.460
57	28.563	1:00.808
58	31.403	59.831
4	32.297	1:00.499
26	32.451	1:00.252
73	41.055	1:01.403

LAP 7 @ 12:31:30.737

NO	BEHIND	LAP TIME
3		55.747
8	1.756	56.391
2	4.719	56.864
81	4.787	56.896
1	5.091	56.906
76	5.737	56.177
7	6.218	56.088
27	6.667	56.359
9	7.212	56.028
65	7.529	55.745
45	8.093	56.411
6	8.493	56.379
17	9.087	56.546
43	13.015	57.697
46	19.697	57.929
197	19.760	58.128
12	23.762	58.168
33	26.169	59.189
54	26.567	59.638
57	33.574	1:00.758
58	35.245	59.589
26	36.549	59.845
4	37.245	1:00.695
73	47.034	1:01.726

LAP 8 @ 12:32:26.465

NO	BEHIND	LAP TIME
3		55.728
8	2.646	56.618

2	5.632	56.641
81	5.709	56.650
1	5.863	56.500
76	6.313	56.304
7	6.720	56.230
27	6.807	55.868
9	7.448	55.964
65	7.588	55.787
45	8.863	56.498
6	9.426	56.661
17	9.941	56.582
43	15.269	57.982
197	22.008	57.976
46	22.116	58.147
12	26.728	58.694
33	29.736	59.295
54	29.935	59.096
57	38.996	1:01.150
58	39.394	59.877
26	39.827	59.006
4	42.041	1:00.524
73	53.119	1:01.813

LAP 9 @ 12:33:22.620

NO	BEHIND	LAP TIME
3		56.155
8	4.823	58.332
2	6.122	56.645
81	6.213	56.659
76	6.307	56.149
27	6.529	55.877
1	6.538	56.830
7	7.031	56.466
9	7.068	55.775
65	7.329	55.896
45	9.258	56.550
6	9.756	56.485
17	10.085	56.299
43	17.744	58.630
197	24.520	58.667
46	24.886	58.925
12	30.558	59.985
33	33.036	59.455
54	33.120	59.340
58	43.670	1:00.431
57	43.832	1:00.991
26	43.837	1:00.165
4	47.027	1:01.141
73	58.863	1:01.899

LAP 3 @ 12:27:47.187

NO	BEHIND	LAP TIME
3		56.162
8	0.698	56.213
81	1.341	56.533
2	1.505	56.738
1	1.949	56.665
76	3.416	57.133
27	3.478	56.781
7	3.843	57.025

BMCRC - MRO Championships 2024 - Rnd 7 @ Brands Hatch Indy

ACU Team Green Junior Cup & Senior Ninja

RACE 5 - POSITION CHART

No	Name	Lap									
		Pos	1	2	3	4	5	6	7	8	9
1	ATKINSON	1	3	3	3	3	3	3	3	3	3
3	McCARTNEY	2	1	8	8	8	8	8	8	8	8
7	ROOKER	3	2	2	81	81	2	2	2	2	2
17	BUSA	4	8	81	2	2	81	81	81	81	81
2	WATT	5	81	1	1	1	1	1	1	1	76
81	SIMS	6	76	76	76	76	76	76	76	76	27
76	WILKINSON	7	6	27	27	27	27	7	7	7	1
9	PERRY	8	9	7	7	45	7	27	27	27	7
8	WILSON	9	7	6	45	7	45	9	9	9	9
27	BROWN	10	45	9	9	6	6	45	65	65	65
6	BUSA	11	27	45	6	9	65	65	45	45	45
45	MACKENZIE	12	65	65	65	65	9	6	6	6	6
12	RAMSEY	13	17	17	17	17	17	17	17	17	17
65	RHODES	14	43	43	43	43	43	43	43	43	43
46	CARTER	15	197	197	197	197	197	197	46	197	197
43	SWARBRICK	16	54	46	46	46	46	46	197	46	46
197	GUYETT	17	46	54	54	54	12	12	12	12	12
33	KLINGE	18	33	33	33	12	54	54	33	33	33
54	SCOTT	19	57	12	12	33	33	33	54	54	54
57	BUCKHAM	20	12	57	57	57	57	57	57	57	58
26	CHAMPION	21	26	26	4	4	58	58	58	58	57
58	RHODES	22	4	4	26	26	4	4	26	26	26
4	FRANKLIN	23	58	58	58	58	26	26	4	4	4
73	GRAYSON	24	73	73	73	73	73	73	73	73	73

BMCRC - MRO Championships 2024 - Rnd 7 @ Brands Hatch Indy

ACU Team Green Junior Cup & Senior Ninja

RACE 5 - SECTOR ANALYSIS



SECTOR 1 = FL to I1, SECTOR 2 = I1 to FL, DIFF = Difference To Personal Best Lap, P = Crossed Finish Line in Pit Lane, D = Time Disallowed

P1		3 J		Henry McCARTNEY		Kawasaki NINJA -	
IDEAL LAP TIME : 55.606		BEST LAP TIME : 55.728		DIFFERENCE : 0.122			
LAP	SECTOR 1	SECTOR 2	LAP TIME	MPH	DIFF	TIME OF DAY	
1 -		23.089	1:02.271	69.83	6.543	12:25:54.622	
2 -	33.496	22.907	56.403	77.09	0.675	12:26:51.025	
3 -	33.372	22.790	56.162	77.42	0.434	12:27:47.187	
4 -	33.243	22.741	55.984	77.67	0.256	12:28:43.171	
5 -	33.193	22.698	55.891 (3)	77.80	0.163	12:29:39.062	
6 -	33.108	22.820	55.928	77.75	0.200	12:30:34.990	
7 -	32.912	22.835	55.747 (2)	78.00	0.019	12:31:30.737	
8 -	32.908	22.820	55.728 (1)	78.03		12:32:26.465	
9 -	33.095	23.060	56.155	77.43	0.427	12:33:22.620	

P2		8 J		Blake WILSON		Kawasaki NINJA 300 - BSL home improvements	
IDEAL LAP TIME : 55.979		BEST LAP TIME : 55.986		DIFFERENCE : 0.007			
LAP	SECTOR 1	SECTOR 2	LAP TIME	MPH	DIFF	TIME OF DAY	
1 -		23.226	1:02.533	69.54	6.547	12:25:54.884	
2 -	33.617	23.171	56.788	76.57	0.802	12:26:51.672	
3 -	33.329	22.884	56.213	77.35	0.227	12:27:47.885	
4 -	33.242	22.936	56.178 (3)	77.40	0.192	12:28:44.063	
5 -	33.249	22.737	55.986 (1)	77.67		12:29:40.049	
6 -	33.242	22.811	56.053 (2)	77.58	0.067	12:30:36.102	
7 -	33.323	23.068	56.391	77.11	0.405	12:31:32.493	
8 -	33.400	23.218	56.618	76.80	0.632	12:32:29.111	
9 -	34.409	23.923	58.332	74.54	2.346	12:33:27.443	

P3		2 J		Kade WATT		Kawasaki NINJA 400 - 3D Racing	
IDEAL LAP TIME : 56.181		BEST LAP TIME : 56.294		DIFFERENCE : 0.113			
LAP	SECTOR 1	SECTOR 2	LAP TIME	MPH	DIFF	TIME OF DAY	
1 -		23.160	1:02.505	69.57	6.211	12:25:54.856	
2 -	33.649	23.449	57.098	76.16	0.804	12:26:51.954	
3 -	33.964	22.774	56.738	76.64	0.444	12:27:48.692	
4 -	33.407	22.887	56.294 (1)	77.24		12:28:44.986	
5 -	33.514	23.199	56.713	76.67	0.419	12:29:41.699	
6 -	33.667	23.226	56.893	76.43	0.599	12:30:38.592	
7 -	33.615	23.249	56.864	76.47	0.570	12:31:35.456	
8 -	33.559	23.082	56.641 (2)	76.77	0.347	12:32:32.097	
9 -	33.797	22.848	56.645 (3)	76.76	0.351	12:33:28.742	

P4		81 J		Ollie SIMS		Kawasaki NINJA 400 - Motorbodies Weston Ltd	
IDEAL LAP TIME : 56.276		BEST LAP TIME : 56.370		DIFFERENCE : 0.094			
LAP	SECTOR 1	SECTOR 2	LAP TIME	MPH	DIFF	TIME OF DAY	
1 -		22.972	1:02.877	69.16	6.507	12:25:55.228	
2 -	33.619	23.148	56.767	76.60	0.397	12:26:51.995	
3 -	33.641	22.892	56.533 (2)	76.92	0.163	12:27:48.528	
4 -	33.478	22.892	56.370 (1)	77.14		12:28:44.898	
5 -	33.718	23.247	56.965	76.33	0.595	12:29:41.863	
6 -	33.896	22.869	56.765	76.60	0.395	12:30:38.628	
7 -	33.768	23.128	56.896	76.43	0.526	12:31:35.524	
8 -	33.852	22.798	56.650 (3)	76.76	0.280	12:32:32.174	
9 -	33.807	22.852	56.659	76.75	0.289	12:33:28.833	

BMCRC - MRO Championships 2024 - Rnd 7 @ Brands Hatch Indy

ACU Team Green Junior Cup & Senior Ninja

RACE 5 - SECTOR ANALYSIS



SECTOR 1 = FL to I1, SECTOR 2 = I1 to FL, DIFF = Difference To Personal Best Lap, P = Crossed Finish Line in Pit Lane, D = Time Disallowed

P5 76 J		Luca WILKINSON		Kawasaki NINJA400 - RD Racing			
IDEAL LAP TIME : 55.960		BEST LAP TIME : 56.149		DIFFERENCE : 0.189			
LAP	SECTOR 1	SECTOR 2	LAP TIME	MPH	DIFF	TIME OF DAY	
1 -		23.196	1:03.656	68.31	7.507	12:25:56.007	
2 -	34.237	23.226	57.463	75.67	1.314	12:26:53.470	
3 -	34.049	23.084	57.133	76.11	0.984	12:27:50.603	
4 -	33.563	22.994	56.557	76.88	0.408	12:28:47.160	
5 -	33.591	23.066	56.657	76.75	0.508	12:29:43.817	
6 -	33.460	23.020	56.480	76.99	0.331	12:30:40.297	
7 -	33.271	22.906	56.177 (2)	77.40	0.028	12:31:36.474	
8 -	33.287	23.017	56.304 (3)	77.23	0.155	12:32:32.778	
9 -	33.460	22.689	56.149 (1)	77.44		12:33:28.927	

P6 27 S		Ben BROWN		Kawasaki NINJA 400 - Hunts Motorcycles			
IDEAL LAP TIME : 55.602		BEST LAP TIME : 55.868		DIFFERENCE : 0.266			
LAP	SECTOR 1	SECTOR 2	LAP TIME	MPH	DIFF	TIME OF DAY	
1 -		23.048	1:04.545	67.37	8.677	12:25:56.896	
2 -	34.152	22.836	56.988	76.30	1.120	12:26:53.884	
3 -	33.802	22.979	56.781	76.58	0.913	12:27:50.665	
4 -	33.808	23.038	56.846	76.49	0.978	12:28:47.511	
5 -	34.317	22.891	57.208	76.01	1.340	12:29:44.719	
6 -	33.881	22.445	56.326 (3)	77.20	0.458	12:30:41.045	
7 -	33.838	22.521	56.359	77.15	0.491	12:31:37.404	
8 -	33.535	22.333	55.868 (1)	77.83		12:32:33.272	
9 -	33.269	22.608	55.877 (2)	77.82	0.009	12:33:29.149	

P7 1 S		Phil ATKINSON		Kawasaki NINJA 400 - ROSE MOT/Q Oil Treatments			
IDEAL LAP TIME : 56.242		BEST LAP TIME : 56.312		DIFFERENCE : 0.070			
LAP	SECTOR 1	SECTOR 2	LAP TIME	MPH	DIFF	TIME OF DAY	
1 -		23.170	1:02.341	69.75	6.029	12:25:54.692	
2 -	33.907	23.872	57.779	75.26	1.467	12:26:52.471	
3 -	33.605	23.060	56.665	76.74	0.353	12:27:49.136	
4 -	33.428	22.884	56.312 (1)	77.22		12:28:45.448	
5 -	33.494	23.060	56.554 (3)	76.89	0.242	12:29:42.002	
6 -	33.920	23.000	56.920	76.39	0.608	12:30:38.922	
7 -	33.881	23.025	56.906	76.41	0.594	12:31:35.828	
8 -	33.686	22.814	56.500 (2)	76.96	0.188	12:32:32.328	
9 -	33.769	23.061	56.830	76.51	0.518	12:33:29.158	

P8 7 J		Travis ROOKER		Kawasaki NINJA 400 - Swedish car connection			
IDEAL LAP TIME : 55.821		BEST LAP TIME : 56.027		DIFFERENCE : 0.206			
LAP	SECTOR 1	SECTOR 2	LAP TIME	MPH	DIFF	TIME OF DAY	
1 -		23.043	1:04.349	67.57	8.322	12:25:56.700	
2 -	34.096	23.209	57.305	75.88	1.278	12:26:54.005	
3 -	33.841	23.184	57.025	76.25	0.998	12:27:51.030	
4 -	33.806	22.796	56.602	76.82	0.575	12:28:47.632	
5 -	34.189	23.019	57.208	76.01	1.181	12:29:44.840	
6 -	33.422	22.605	56.027 (1)	77.61		12:30:40.867	
7 -	33.407	22.681	56.088 (2)	77.53	0.061	12:31:36.955	
8 -	33.216	23.014	56.230 (3)	77.33	0.203	12:32:33.185	
9 -	33.488	22.978	56.466	77.01	0.439	12:33:29.651	

BMCRC - MRO Championships 2024 - Rnd 7 @ Brands Hatch Indy

ACU Team Green Junior Cup & Senior Ninja

RACE 5 - SECTOR ANALYSIS



SECTOR 1 = FL to I1, SECTOR 2 = I1 to FL, DIFF = Difference To Personal Best Lap, P = Crossed Finish Line in Pit Lane, D = Time Disallowed

P9		9 J		Kobe PERRY		Kawasaki NINJA -	
IDEAL LAP TIME : 55.757		BEST LAP TIME : 55.775		DIFFERENCE : 0.018			
LAP	SECTOR 1	SECTOR 2	LAP TIME	MPH	DIFF	TIME OF DAY	
1 -		23.331	1:04.300	67.62	8.525	12:25:56.651	
2 -	33.988	23.494	57.482	75.65	1.707	12:26:54.133	
3 -	34.429	22.740	57.169	76.06	1.394	12:27:51.302	
4 -	33.800	22.904	56.704	76.68	0.929	12:28:48.006	
5 -	34.190	23.426	57.616	75.47	1.841	12:29:45.622	
6 -	33.638	22.661	56.299	77.24	0.524	12:30:41.921	
7 -	33.421	22.607	56.028 (3)	77.61	0.253	12:31:37.949	
8 -	33.210	22.754	55.964 (2)	77.70	0.189	12:32:33.913	
9 -	33.228	22.547	55.775 (1)	77.96		12:33:29.688	

P10		65 J		Lilly RHODES		Kawasaki NINJA - Family	
IDEAL LAP TIME : 55.589		BEST LAP TIME : 55.745		DIFFERENCE : 0.156			
LAP	SECTOR 1	SECTOR 2	LAP TIME	MPH	DIFF	TIME OF DAY	
1 -		23.474	1:05.030	66.87	9.285	12:25:57.381	
2 -	34.149	22.729	56.878	76.45	1.133	12:26:54.259	
3 -	34.506	23.045	57.551	75.56	1.806	12:27:51.810	
4 -	33.864	22.648	56.512	76.95	0.767	12:28:48.322	
5 -	34.015	23.089	57.104	76.15	1.359	12:29:45.426	
6 -	34.102	22.993	57.095	76.16	1.350	12:30:42.521	
7 -	33.060	22.685	55.745 (1)	78.00		12:31:38.266	
8 -	33.243	22.544	55.787 (2)	77.95	0.042	12:32:34.053	
9 -	33.367	22.529	55.896 (3)	77.79	0.151	12:33:29.949	

P11		45 J		Marley MACKENZIE		Kawasaki NINJA - Kirkcaldy Kawasaki, ELPM	
IDEAL LAP TIME : 56.297		BEST LAP TIME : 56.411		DIFFERENCE : 0.114			
LAP	SECTOR 1	SECTOR 2	LAP TIME	MPH	DIFF	TIME OF DAY	
1 -		23.418	1:04.437	67.48	8.026	12:25:56.788	
2 -	34.362	23.030	57.392	75.77	0.981	12:26:54.180	
3 -	33.848	23.039	56.887	76.44	0.476	12:27:51.067	
4 -	33.616	22.837	56.453 (2)	77.03	0.042	12:28:47.520	
5 -	34.431	23.344	57.775	75.26	1.364	12:29:45.295	
6 -	34.045	23.079	57.124	76.12	0.713	12:30:42.419	
7 -	33.657	22.754	56.411 (1)	77.08		12:31:38.830	
8 -	33.557	22.941	56.498 (3)	76.96	0.087	12:32:35.328	
9 -	33.543	23.007	56.550	76.89	0.139	12:33:31.878	

P12		6 J		Kian BUSA		Kawasaki 400 NINJA - iActiveRC	
IDEAL LAP TIME : 56.245		BEST LAP TIME : 56.331		DIFFERENCE : 0.086			
LAP	SECTOR 1	SECTOR 2	LAP TIME	MPH	DIFF	TIME OF DAY	
1 -		23.058	1:03.911	68.04	7.580	12:25:56.262	
2 -	34.152	23.614	57.766	75.27	1.435	12:26:54.028	
3 -	34.576	23.069	57.645	75.43	1.314	12:27:51.673	
4 -	33.597	22.734	56.331 (1)	77.19		12:28:48.004	
5 -	34.171	23.205	57.376	75.79	1.045	12:29:45.380	
6 -	34.333	23.138	57.471	75.66	1.140	12:30:42.851	
7 -	33.511	22.868	56.379 (2)	77.13	0.048	12:31:39.230	
8 -	33.703	22.958	56.661	76.74	0.330	12:32:35.891	
9 -	33.551	22.934	56.485 (3)	76.98	0.154	12:33:32.376	

BMCRC - MRO Championships 2024 - Rnd 7 @ Brands Hatch Indy

ACU Team Green Junior Cup & Senior Ninja

RACE 5 - SECTOR ANALYSIS



SECTOR 1 = FL to I1, SECTOR 2 = I1 to FL, DIFF = Difference To Personal Best Lap, P = Crossed Finish Line in Pit Lane, D = Time Disallowed

P13 17 S		Daryn BUSA		Kawasaki NINJA 400 - iActiveRC			
IDEAL LAP TIME : 56.299		BEST LAP TIME : 56.299		DIFFERENCE : 0.000			
LAP	SECTOR 1	SECTOR 2	LAP TIME	MPH	DIFF	TIME OF DAY	
1 -		23.650	1:05.040	66.86	8.741	12:25:57.391	
2 -	34.413	23.195	57.608	75.48	1.309	12:26:54.999	
3 -	33.941	23.555	57.496	75.63	1.197	12:27:52.495	
4 -	33.522	23.064	56.586	76.84	0.287	12:28:49.081	
5 -	33.573	23.344	56.917	76.40	0.618	12:29:45.998	
6 -	33.998	23.282	57.280	75.91	0.981	12:30:43.278	
7 -	33.374	23.172	56.546 (2)	76.90	0.247	12:31:39.824	
8 -	33.651	22.931	56.582 (3)	76.85	0.283	12:32:36.406	
9 -	33.371	22.928	56.299 (1)	77.24		12:33:32.705	

P14 43 S		Mark SWARBRICK		Kawasaki NINJA 400 -			
IDEAL LAP TIME : 56.945		BEST LAP TIME : 56.945		DIFFERENCE : 0.000			
LAP	SECTOR 1	SECTOR 2	LAP TIME	MPH	DIFF	TIME OF DAY	
1 -		23.361	1:05.643	66.24	8.698	12:25:57.994	
2 -	34.616	23.158	57.774	75.26	0.829	12:26:55.768	
3 -	34.468	23.116	57.584 (2)	75.51	0.639	12:27:53.352	
4 -	33.881	23.064	56.945 (1)	76.36		12:28:50.297	
5 -	34.735	23.270	58.005	74.96	1.060	12:29:48.302	
6 -	34.456	23.297	57.753	75.29	0.808	12:30:46.055	
7 -	34.218	23.479	57.697 (3)	75.36	0.752	12:31:43.752	
8 -	34.535	23.447	57.982	74.99	1.037	12:32:41.734	
9 -	34.799	23.831	58.630	74.17	1.685	12:33:40.364	

P15 197 S		Reece GUYETT		Kawasaki NINJA 300 - Rose MOT Centre			
IDEAL LAP TIME : 57.738		BEST LAP TIME : 57.976		DIFFERENCE : 0.238			
LAP	SECTOR 1	SECTOR 2	LAP TIME	MPH	DIFF	TIME OF DAY	
1 -		23.676	1:05.955	65.93	7.979	12:25:58.306	
2 -	34.744	23.692	58.436	74.41	0.460	12:26:56.742	
3 -	34.739	23.654	58.393 (3)	74.47	0.417	12:27:55.135	
4 -	36.018	23.751	59.769	72.75	1.793	12:28:54.904	
5 -	35.108	23.564	58.672	74.11	0.696	12:29:53.576	
6 -	35.078	23.715	58.793	73.96	0.817	12:30:52.369	
7 -	34.838	23.290	58.128 (2)	74.81	0.152	12:31:50.497	
8 -	34.448	23.528	57.976 (1)	75.00		12:32:48.473	
9 -	35.056	23.611	58.667	74.12	0.691	12:33:47.140	

P16 46 J		Izzy CARTER		Kawasaki -			
IDEAL LAP TIME : 57.739		BEST LAP TIME : 57.929		DIFFERENCE : 0.190			
LAP	SECTOR 1	SECTOR 2	LAP TIME	MPH	DIFF	TIME OF DAY	
1 -		24.041	1:07.089	64.81	9.160	12:25:59.440	
2 -	34.618	23.803	58.421	74.43	0.492	12:26:57.861	
3 -	34.760	24.083	58.843	73.90	0.914	12:27:56.704	
4 -	35.175	24.037	59.212	73.44	1.283	12:28:55.916	
5 -	34.491	23.539	58.030 (2)	74.93	0.101	12:29:53.946	
6 -	34.866	23.693	58.559	74.26	0.630	12:30:52.505	
7 -	34.304	23.625	57.929 (1)	75.06		12:31:50.434	
8 -	34.712	23.435	58.147 (3)	74.78	0.218	12:32:48.581	
9 -	35.270	23.655	58.925	73.79	0.996	12:33:47.506	

BMCRC - MRO Championships 2024 - Rnd 7 @ Brands Hatch Indy

ACU Team Green Junior Cup & Senior Ninja

RACE 5 - SECTOR ANALYSIS



SECTOR 1 = FL to I1, SECTOR 2 = I1 to FL, DIFF = Difference To Personal Best Lap, P = Crossed Finish Line in Pit Lane, D = Time Disallowed

P17 12 J		Kees RAMSEY		Kawasaki NINJA 400 -		
IDEAL LAP TIME : 58.145		BEST LAP TIME : 58.168		DIFFERENCE : 0.023		
LAP	SECTOR 1	SECTOR 2	LAP TIME	MPH	DIFF	TIME OF DAY
1 -		24.929	1:09.221	62.82	11.053	12:26:01.572
2 -	35.570	24.363	59.933	72.55	1.765	12:27:01.505
3 -	35.085	23.896	58.981	73.72	0.813	12:28:00.486
4 -	34.808	23.584	58.392 (2)	74.47	0.224	12:28:58.878
5 -	35.170	23.743	58.913	73.81	0.745	12:29:57.791
6 -	34.798	23.742	58.540 (3)	74.28	0.372	12:30:56.331
7 -	34.561	23.607	58.168 (1)	74.75		12:31:54.499
8 -	34.846	23.848	58.694	74.08	0.526	12:32:53.193
9 -	35.095	24.890	59.985	72.49	1.817	12:33:53.178

P18 33 J		Patrick KLINGE		Kawasaki NINJA 400 - Klingklong Racing		
IDEAL LAP TIME : 59.002		BEST LAP TIME : 59.189		DIFFERENCE : 0.187		
LAP	SECTOR 1	SECTOR 2	LAP TIME	MPH	DIFF	TIME OF DAY
1 -		24.073	1:07.286	64.62	8.097	12:25:59.637
2 -	35.711	24.174	59.885	72.61	0.696	12:26:59.522
3 -	35.517	24.010	59.527	73.05	0.338	12:27:59.049
4 -	35.559	24.459	1:00.018	72.45	0.829	12:28:59.067
5 -	35.523	23.667	59.190 (2)	73.46	0.001	12:29:58.257
6 -	35.463	23.997	59.460	73.13	0.271	12:30:57.717
7 -	35.379	23.810	59.189 (1)	73.46		12:31:56.906
8 -	35.335	23.960	59.295 (3)	73.33	0.106	12:32:56.201
9 -	35.599	23.856	59.455	73.14	0.266	12:33:55.656

P19 54 S		Ben SCOTT		Kawasaki NINJA 250 - GI Landscapes VampTech		
IDEAL LAP TIME : 58.924		BEST LAP TIME : 59.096		DIFFERENCE : 0.172		
LAP	SECTOR 1	SECTOR 2	LAP TIME	MPH	DIFF	TIME OF DAY
1 -		24.160	1:06.979	64.92	7.883	12:25:59.330
2 -	35.859	24.237	1:00.096	72.36	1.000	12:26:59.426
3 -	35.218	24.310	59.528	73.05	0.432	12:27:58.954
4 -	35.470	24.109	59.579	72.98	0.483	12:28:58.533
5 -	35.654	23.957	59.611	72.94	0.515	12:29:58.144
6 -	35.436	24.086	59.522 (3)	73.05	0.426	12:30:57.666
7 -	35.834	23.804	59.638	72.91	0.542	12:31:57.304
8 -	35.270	23.826	59.096 (1)	73.58		12:32:56.400
9 -	35.634	23.706	59.340 (2)	73.28	0.244	12:33:55.740

P20 58 J		Max RHODES		Kawasaki NINJA 400 -		
IDEAL LAP TIME : 59.558		BEST LAP TIME : 59.589		DIFFERENCE : 0.031		
LAP	SECTOR 1	SECTOR 2	LAP TIME	MPH	DIFF	TIME OF DAY
1 -		25.135	1:11.021	61.22	11.432	12:26:03.372
2 -	35.841	24.325	1:00.166	72.27	0.577	12:27:03.538
3 -	35.979	24.861	1:00.840	71.47	1.251	12:28:04.378
4 -	36.479	24.867	1:01.346	70.88	1.757	12:29:05.724
5 -	36.407	24.431	1:00.838	71.47	1.249	12:30:06.562
6 -	35.513	24.318	59.831 (2)	72.68	0.242	12:31:06.393
7 -	35.544	24.045	59.589 (1)	72.97		12:32:05.982
8 -	35.556	24.321	59.877 (3)	72.62	0.288	12:33:05.859
9 -	35.723	24.708	1:00.431	71.95	0.842	12:34:06.290

BMCRC - MRO Championships 2024 - Rnd 7 @ Brands Hatch Indy

ACU Team Green Junior Cup & Senior Ninja

RACE 5 - SECTOR ANALYSIS



SECTOR 1 = FL to I1, SECTOR 2 = I1 to FL, DIFF = Difference To Personal Best Lap, P = Crossed Finish Line in Pit Lane, D = Time Disallowed

P21 57 S		Richard BUCKHAM		Kawasaki NINJA 400 -		
IDEAL LAP TIME : 1:00.301		BEST LAP TIME : 1:00.306		DIFFERENCE : 0.005		
LAP	SECTOR 1	SECTOR 2	LAP TIME	MPH	DIFF	TIME OF DAY
1 -		24.516	1:08.626	63.36	8.320	12:26:00.977
2 -	36.066	24.496	1:00.562 (3)	71.80	0.256	12:27:01.539
3 -	35.892	24.430	1:00.322 (2)	72.08	0.016	12:28:01.861
4 -	35.897	24.409	1:00.306 (1)	72.10		12:29:02.167
5 -	36.093	24.485	1:00.578	71.78	0.272	12:30:02.745
6 -	36.086	24.722	1:00.808	71.51	0.502	12:31:03.553
7 -	36.015	24.743	1:00.758	71.57	0.452	12:32:04.311
8 -	36.393	24.757	1:01.150	71.11	0.844	12:33:05.461
9 -	36.092	24.899	1:00.991	71.29	0.685	12:34:06.452

P22 26 J		Brooke CHAMPION		Kawasaki 300 NINJA -		
IDEAL LAP TIME : 59.006		BEST LAP TIME : 59.006		DIFFERENCE : 0.000		
LAP	SECTOR 1	SECTOR 2	LAP TIME	MPH	DIFF	TIME OF DAY
1 -		24.734	1:10.023	62.10	11.017	12:26:02.374
2 -	35.995	24.652	1:00.647	71.70	1.641	12:27:03.021
3 -	36.425	24.510	1:00.935	71.36	1.929	12:28:03.956
4 -	36.685	24.774	1:01.459	70.75	2.453	12:29:05.415
5 -	37.329	24.445	1:01.774	70.39	2.768	12:30:07.189
6 -	36.266	23.986	1:00.252	72.17	1.246	12:31:07.441
7 -	35.958	23.887	59.845 (2)	72.66	0.839	12:32:07.286
8 -	35.235	23.771	59.006 (1)	73.69		12:33:06.292
9 -	35.858	24.307	1:00.165 (3)	72.27	1.159	12:34:06.457

P23 4 S		Nigel FRANKLIN		Kawasaki NINJA - Nigel Franklin		
IDEAL LAP TIME : 1:00.272		BEST LAP TIME : 1:00.387		DIFFERENCE : 0.115		
LAP	SECTOR 1	SECTOR 2	LAP TIME	MPH	DIFF	TIME OF DAY
1 -		25.524	1:10.307	61.85	9.920	12:26:02.658
2 -	36.156	24.231	1:00.387 (1)	72.01		12:27:03.045
3 -	36.177	24.466	1:00.643	71.70	0.256	12:28:03.688
4 -	36.528	24.616	1:01.144	71.12	0.757	12:29:04.832
5 -	37.527	24.429	1:01.956	70.18	1.569	12:30:06.788
6 -	36.247	24.252	1:00.499 (2)	71.87	0.112	12:31:07.287
7 -	36.579	24.116	1:00.695	71.64	0.308	12:32:07.982
8 -	36.270	24.254	1:00.524 (3)	71.84	0.137	12:33:08.506
9 -	36.598	24.543	1:01.141	71.12	0.754	12:34:09.647

P24 73 S		Jemma GRAYSON		Kawasaki NINJA 300 -		
IDEAL LAP TIME : 1:01.403		BEST LAP TIME : 1:01.403		DIFFERENCE : 0.000		
LAP	SECTOR 1	SECTOR 2	LAP TIME	MPH	DIFF	TIME OF DAY
1 -		25.712	1:12.632	59.87	11.229	12:26:04.983
2 -	37.443	25.694	1:03.137	68.87	1.734	12:27:08.120
3 -	36.918	25.396	1:02.314	69.78	0.911	12:28:10.434
4 -	37.375	25.029	1:02.404	69.68	1.001	12:29:12.838
5 -	36.836	24.968	1:01.804 (3)	70.36	0.401	12:30:14.642
6 -	36.459	24.944	1:01.403 (1)	70.82		12:31:16.045
7 -	36.593	25.133	1:01.726 (2)	70.45	0.323	12:32:17.771
8 -	36.826	24.987	1:01.813	70.35	0.410	12:33:19.584
9 -	36.690	25.209	1:01.899	70.25	0.496	12:34:21.483

BMCRC - MRO Championships 2024 - Rnd 7 @ Brands Hatch Indy

ACU Team Green Junior Cup & Senior Ninja

RACE 5 - BEST SECTORS

SECTOR 1			SECTOR 2			IDEAL / BEST COMPARISON						
POS	NO	NAME	TIME	NO	NAME	TIME	POS	NO	NAME	IDEAL	BEST	DIFF
1	3	McCARTNEY	32.908	27	BROWN	22.333	1	65	RHODES	55.589	55.745	0.156
2	65	RHODES	33.060	65	RHODES	22.529	2	27	BROWN	55.602	55.868	0.266
3	9	PERRY	33.210	9	PERRY	22.547	3	3	McCARTNEY	55.606	55.728	0.122
4	7	ROOKER	33.216	7	ROOKER	22.605	4	9	PERRY	55.757	55.775	0.018
5	8	WILSON	33.242	76	WILKINSON	22.689	5	7	ROOKER	55.821	56.027	0.206
6	27	BROWN	33.269	3	McCARTNEY	22.698	6	76	WILKINSON	55.960	56.149	0.189
7	76	WILKINSON	33.271	6	BUSA	22.734	7	8	WILSON	55.979	55.986	0.007
8	17	BUSA	33.371	8	WILSON	22.737	8	2	WATT	56.181	56.294	0.113
9	2	WATT	33.407	45	MACKENZIE	22.754	9	1	ATKINSON	56.242	56.312	0.070
10	1	ATKINSON	33.428	2	WATT	22.774	10	6	BUSA	56.245	56.331	0.086
11	81	SIMS	33.478	81	SIMS	22.798	11	81	SIMS	56.276	56.370	0.094
12	6	BUSA	33.511	1	ATKINSON	22.814	12	45	MACKENZIE	56.297	56.411	0.114
13	45	MACKENZIE	33.543	17	BUSA	22.928	13	17	BUSA	56.299	56.299	0.000
14	43	SWARBRICK	33.881	43	SWARBRICK	23.064	14	43	SWARBRICK	56.945	56.945	0.000
15	46	CARTER	34.304	197	GUYETT	23.290	15	197	GUYETT	57.738	57.976	0.238
16	197	GUYETT	34.448	46	CARTER	23.435	16	46	CARTER	57.739	57.929	0.190
17	12	RAMSEY	34.561	12	RAMSEY	23.584	17	12	RAMSEY	58.145	58.168	0.023
18	54	SCOTT	35.218	33	KLINGE	23.667	18	54	SCOTT	58.924	59.096	0.172
19	26	CHAMPION	35.235	54	SCOTT	23.706	19	33	KLINGE	59.002	59.189	0.187
20	33	KLINGE	35.335	26	CHAMPION	23.771	20	26	CHAMPION	59.006	59.006	0.000
21	58	RHODES	35.513	58	RHODES	24.045	21	58	RHODES	59.558	59.589	0.031
22	57	BUCKHAM	35.892	4	FRANKLIN	24.116	22	4	FRANKLIN	1:00.272	1:00.387	0.115
23	4	FRANKLIN	36.156	57	BUCKHAM	24.409	23	57	BUCKHAM	1:00.301	1:00.306	0.005
24	73	GRAYSON	36.459	73	GRAYSON	24.944	24	73	GRAYSON	1:01.403	1:01.403	0.000

BMCRC - MRO Championships 2024 - Rnd 7 @ Brands Hatch Indy

ACU Team Green Junior Cup & Senior Ninja

RACE 5 - STATISTICS

Competitors Started	24
Planned Start	2024-09-21 @ 12:00:00.000
Actual Start	2024-09-21 @ 12:24:52.350
Finish Time	2024-09-21 @ 12:33:22.619
Track Length	1.2079mi.
Total Laps	216
Total Distance Covered	260.9162mi.

Session Fastest Lap History

NO	CL	NAME	LAP TIME	TIME OF DAY	LAP	VEHICLE
3	J	Henry McCARTNEY	56.403	12:26:51.025	2	Kawasaki NINJA
3	J	Henry McCARTNEY	56.162	12:27:47.187	3	Kawasaki NINJA
3	J	Henry McCARTNEY	55.984	12:28:43.171	4	Kawasaki NINJA
3	J	Henry McCARTNEY	55.891	12:29:39.062	5	Kawasaki NINJA
3	J	Henry McCARTNEY	55.747	12:31:30.737	7	Kawasaki NINJA
65	J	Lilly RHODES	55.745	12:31:38.266	7	Kawasaki NINJA
3	J	Henry McCARTNEY	55.728	12:32:26.465	8	Kawasaki NINJA

Session Leader History

NO	CL	NAME	FROM LAP	LAPS LED	DISTANCE	VEHICLE
3	J	Henry McCARTNEY	1	9	10.87 miles	Kawasaki NINJA

Flag History

TYPE	TIME OF DAY
GREEN	12:24:52.350
FINISH	12:33:22.619

Flag Statistics

TYPE	COUNT	TOTAL LAPS	TOTAL TIME
Green	1	9	10:33.837
Red	0	0	0.000
Safety Car	0	0	0.000
FCY	0	0	0.000

BMCRC - MRO Championships 2024 - Rnd 7 @ Brands Hatch Indy

ACU Team Green Junior Cup & Senior Ninja

RACE 5 - STATISTICS

CLASS : J

15 Starters

Fastest Lap History

NO	NAME	LAP TIME	TIME OF DAY	LAP	VEHICLE
3	Henry McCARTNEY	56.403	12:26:51.025	2	Kawasaki NINJA
3	Henry McCARTNEY	56.162	12:27:47.187	3	Kawasaki NINJA
3	Henry McCARTNEY	55.984	12:28:43.171	4	Kawasaki NINJA
3	Henry McCARTNEY	55.891	12:29:39.062	5	Kawasaki NINJA
3	Henry McCARTNEY	55.747	12:31:30.737	7	Kawasaki NINJA
65	Lilly RHODES	55.745	12:31:38.266	7	Kawasaki NINJA
3	Henry McCARTNEY	55.728	12:32:26.465	8	Kawasaki NINJA

Leader History

NO	NAME	FROM LAP	LAPS LED	DISTANCE	VEHICLE
3	Henry McCARTNEY	1	9	10.87 miles	Kawasaki NINJA

BMCRC - MRO Championships 2024 - Rnd 7 @ Brands Hatch Indy

ACU Team Green Junior Cup & Senior Ninja

RACE 5 - STATISTICS

CLASS : S

9 Starters

Fastest Lap History

NO	NAME	LAP TIME	TIME OF DAY	LAP	VEHICLE
1	Phil ATKINSON	57.779	12:26:52.471	2	Kawasaki NINJA 400
27	Ben BROWN	56.988	12:26:53.884	2	Kawasaki NINJA 400
1	Phil ATKINSON	56.665	12:27:49.136	3	Kawasaki NINJA 400
1	Phil ATKINSON	56.312	12:28:45.448	4	Kawasaki NINJA 400
27	Ben BROWN	55.868	12:32:33.272	8	Kawasaki NINJA 400

Leader History

NO	NAME	FROM LAP	LAPS LED	DISTANCE	VEHICLE
1	Phil ATKINSON	1	8	9.66 miles	Kawasaki NINJA 400
27	Ben BROWN	9	1	1.20 miles	Kawasaki NINJA 400




BMCRC - MRO Championships 2024 - Rnd 7 @ Brands Hatch Indy

ACU Team Green Junior Cup & Senior Ninja

RACE 15 - GRID (9 Laps)

ROW 8	24 73 1:01.403 Jemma GRAYSON	23 4 1:00.387 Nigel FRANKLIN	22 57 1:00.306 Richard BUCKHAM
ROW 7	21 58 59.589 Max RHODES	20 33 59.189 Patrick KLINGE	19 54 59.096 Ben SCOTT
ROW 6	18 26 59.006 Brooke CHAMPION	17 12 58.168 Kees RAMSEY	16 197 57.976 Reece GUYETT
ROW 5	15 46 57.929 Izzy CARTER	14 43 56.945 Mark SWARBRICK	13 45 56.411 Marley MACKENZIE
ROW 4	12 81 56.370 Ollie SIMS	11 6 56.331 Kian BUSA	10 1 56.312 Phil ATKINSON
ROW 3	9 17 56.299 Daryn BUSA	8 2 56.294 Kade WATT	7 76 56.149 Luca WILKINSON
ROW 2	6 7 56.027 Travis ROOKER	5 8 55.986 Blake WILSON	4 27 55.868 Ben BROWN
ROW 1	3 9 55.775 Kobe PERRY	2 65 55.745 Lilly RHODES	1 3 55.728 Henry McCARTNEY

Pole



These results are provisional until the conclusion of any judicial and technical matters.

Brands Hatch Indy: 1.2079 miles

Clerk Of Course:	Stewards:	Timekeeper: Richard Evans	
------------------	-----------	---------------------------	---

Results can be found at www.tsl-timing.com

Printed - 12:39 Saturday, 21 September 2024





BMCRC - MRO Championships 2024 - Rnd 7 @ Brands Hatch Indy

BMZRC 250 MZ

RACE 5A - CLASSIFICATION

Race Distance: 9 Laps / 10.87 miles

POS	NO	CL	PIC	NAME	ENTRY	LAPS	TIME	GAP	DIFF	MPH	BEST	ON	GRD	↑↓
1	85	MZ	1	Andrew WALES	MZ ETZ 250 - Show Control International	9	8:47.796			74.15	57.565	3	1	0
2	565	MZ	2	Louis KERSHAW	MZ 250 - Team Lucky Streetsy/Walkers Campers	9	8:48.251	0.455	0.455	74.08	57.659	2	5	3
3	69	MZ	3	Alexander MANN	MZ TS 250 - HS Racing	9	8:49.120	1.324	0.869	73.96	57.637	5	2	-1
4	75	MZ	4	Peter WOODALL	MZ ETZ 250 - Online Lubricants	9	8:49.751	1.955	0.631	73.87	57.901	4	3	-1
5	96	MZ	5	Chris KENT	MZ TS 250 -	9	8:51.215	3.419	1.464	73.67	57.549	5	4	-1
6	181	MZ_R	1	Declan RYAN	MZ 250 - N/A	9	9:01.490	13.694	10.275	72.27	58.689	4	6	0
7	37	MZ_R	2	Harry LAMACRAFT	MZ ETZ 250 - All Flower No Power	9	9:01.568	13.772	0.078	72.26	58.503	2	9	2
8	95	MZ	6	Christopher ROGERS	MZ ETZ 250 - CB Racing	9	9:01.744	13.948	0.176	72.24	58.700	5	10	2
9	13	MZ	7	Gordon RYAN	MZ 250 - Prism Work Psychology	9	9:07.170	19.374	5.426	71.52	59.714	4	8	-1
10	32	MZ	8	John ASHMEAD	MZ 250 -	9	9:18.978	31.182	11.808	70.01	1:00.509	2	13	3
11	41	MZ	9	Gary WILLIAMS	MZ ETZ 250 -	9	9:21.836	34.040	2.858	69.65	1:00.831	9	14	3
12	56	MZ	10	Russell TURNER	MZ 250 - TT Racing	9	9:21.949	34.153	0.113	69.64	1:00.818	6	12	0
13	102	MZ_R	3	Caleb WRIGHT	MZ 250 ETZ - Clover Investments	9	9:35.769	47.973	13.820	67.97	1:01.072	6	11	-2
14	166	MZ	11	Graeme LEWIS	MZ 250 - Morris Racing Lubricants #MRL	9	9:39.805	52.009	4.036	67.50	1:02.648	2	15	1
15	52	MZ	12	Tony PARKER	MZ 250 - Cancer research uk	9	9:49.698	1:01.902	9.893	66.36	1:04.051	2	16	1
NOT CLASSIFIED														
DNF	11	MZ		Carl CRIPPS	MZ ETZ250 - MIS UK LTD	7	7:02.711	2 Laps	2 Laps	72.01	58.226	5	7	
FASTEST LAP														
	96	MZ		Chris KENT	MZ TS 250 -	5	57.549			75.56 mph				121.60 kph
	37	MZ_R		Harry LAMACRAFT	MZ ETZ 250 - All Flower No Power	2	58.503			74.33 mph				119.62 kph

Comments:

Class MZ - 92.5% of Race Speed = 68.58 mph

Class MZ_R - 92.5% of Race Speed = 66.84 mph

Weather / Track : Bright / Dry

These results are provisional until the conclusion of any judicial and technical matters.

Date: 21/09/2024 Start: 12:38 Finish: 12:47

Brands Hatch Indy: 1.2079 miles

Clerk Of Course:

Stewards:

Timekeeper: Richard Evans



Results can be found at www.tsl-timing.com

Printed - 12:49 Saturday, 21 September 2024



BMCRC - MRO Championships 2024 - Rnd 7 @ Brands Hatch Indy

BMZRC 250 MZ

RACE 5A - LAP CHART

LAP 1 @ 12:39:53.011

NO	BEHIND	LAP TIME
75		1:04.744
96	0.021	1:04.765
565	0.186	1:04.930
85	0.279	1:05.023
69	0.592	1:05.336
37	1.316	1:06.060
13	1.560	1:06.304
95	1.682	1:06.426
181	2.293	1:07.037
11	2.411	1:07.155
32	3.722	1:08.466
56	3.817	1:08.561
41	4.070	1:08.814
102	4.627	1:09.371
166	5.604	1:10.348
52	6.501	1:11.245

LAP 2 @ 12:40:50.856

NO	BEHIND	LAP TIME
565		57.659
85	0.707	58.273
96	0.847	58.671
75	0.871	58.716
69	1.062	58.315
37	1.974	58.503
95	3.367	59.530
181	3.436	58.988
13	4.764	1:01.049
11	5.332	1:00.766
32	6.386	1:00.509
56	7.684	1:01.712
41	7.882	1:01.657
102	8.164	1:01.382
166	10.407	1:02.648
52	12.707	1:04.051

LAP 3 @ 12:41:48.965

NO	BEHIND	LAP TIME
565		58.109
85	0.163	57.565
75	0.690	57.928
96	1.268	58.530
69	1.418	58.465
37	3.497	59.632
95	4.542	59.284
181	4.546	59.219
11	6.293	59.070
13	6.692	1:00.037
32	10.099	1:01.822
56	11.499	1:01.924
41	11.514	1:01.741
102	11.638	1:01.583
166	14.969	1:02.671
52	18.742	1:04.144

LAP 4 @ 12:42:47.244

NO	BEHIND	LAP TIME
85		58.116
565	0.038	58.317
75	0.312	57.901
96	0.933	57.944

69	0.954	57.815
181	4.956	58.689
37	5.057	59.839
95	5.824	59.561
11	6.913	58.899
13	8.127	59.714
32	13.171	1:01.351
102	15.272	1:01.913
41	15.362	1:02.127
56	15.699	1:02.479
166	20.099	1:03.409
52	25.370	1:04.907

LAP 5 @ 12:43:45.051

NO	BEHIND	LAP TIME
565		57.769
85	0.006	57.813
75	0.407	57.902
96	0.675	57.549
69	0.784	57.637
181	6.525	59.376
37	6.620	59.370
95	6.717	58.700
11	7.332	58.226
13	10.298	59.978
32	16.865	1:01.501
102	18.567	1:01.102
41	19.148	1:01.593
56	19.633	1:01.741
166	25.652	1:03.360
52	32.620	1:05.057

LAP 6 @ 12:44:42.760

NO	BEHIND	LAP TIME
85		57.703
565	0.008	57.717
75	0.780	58.082
96	0.899	57.933
69	1.049	57.974
181	8.317	59.501
37	8.412	59.501
95	8.535	59.527
11	8.917	59.294
13	12.734	1:00.145
32	20.219	1:01.063
102	21.930	1:01.072
41	22.722	1:01.283
56	22.742	1:00.818
166	32.114	1:04.171
52	39.841	1:04.930

LAP 7 @ 12:45:40.706

NO	BEHIND	LAP TIME
565		57.938
85	0.031	57.977
96	0.785	57.832
75	0.807	57.973
69	0.853	57.750
181	9.965	59.594
37	10.071	59.605
95	10.164	59.575
11	10.272	59.301
13	14.718	59.930
32	23.643	1:01.370

56	26.587	1:01.791
41	26.840	1:02.064
102	27.488	1:03.504
166	38.287	1:04.119
52	47.225	1:05.330

LAP 8 @ 12:46:38.365

NO	BEHIND	LAP TIME
85		57.628
565	0.081	57.740
69	1.325	58.131
96	1.413	58.287
75	1.656	58.508
181	11.960	59.654
37	12.058	59.646
95	12.140	59.635
13	17.151	1:00.092
32	27.316	1:01.332
56	30.406	1:01.478
41	30.907	1:01.726
102	39.836	1:10.007
166	45.295	1:04.667
52	54.930	1:05.364

LAP 9 @ 12:47:36.063

NO	BEHIND	LAP TIME
85		57.698
565	0.455	58.072
69	1.324	57.697
75	1.955	57.997
96	3.419	59.704
181	13.694	59.432
37	13.772	59.412
95	13.948	59.506
13	19.374	59.921
32	31.182	1:01.564
41	34.040	1:00.831
56	34.153	1:01.445
102	47.973	1:05.835
166	52.009	1:04.412
52	1:01.902	1:04.670

BMCRC - MRO Championships 2024 - Rnd 7 @ Brands Hatch Indy

BMZRC 250 MZ

RACE 5A - POSITION CHART

No	Name	Lap									
		Pos	1	2	3	4	5	6	7	8	9
85	WALES	1	75	565	565	85	565	85	565	85	85
69	MANN	2	96	85	85	565	85	565	85	565	565
75	WOODALL	3	565	96	75	75	75	75	96	69	69
96	KENT	4	85	75	96	96	96	96	75	96	75
565	KERSHAW	5	69	69	69	69	69	69	69	75	96
181	RYAN	6	37	37	37	181	181	181	181	181	181
11	CRIPPS	7	13	95	95	37	37	37	37	37	37
13	RYAN	8	95	181	181	95	95	95	95	95	95
37	LAMACRAFT	9	181	13	11	11	11	11	11	13	13
95	ROGERS	10	11	11	13	13	13	13	13	32	32
102	WRIGHT	11	32	32	32	32	32	32	32	56	41
56	TURNER	12	56	56	56	102	102	102	56	41	56
32	ASHMEAD	13	41	41	41	41	41	41	41	102	102
41	WILLIAMS	14	102	102	102	56	56	56	102	166	166
166	LEWIS	15	166	166	166	166	166	166	166	52	52
52	PARKER	16	52	52	52	52	52	52	52		

BMCRC - MRO Championships 2024 - Rnd 7 @ Brands Hatch Indy

BMZRC 250 MZ

RACE 5A - SECTOR ANALYSIS



SECTOR 1 = FL to I1, SECTOR 2 = I1 to FL, DIFF = Difference To Personal Best Lap, P = Crossed Finish Line in Pit Lane, D = Time Disallowed

P1 85 MZ Andrew WALES		MZ ETZ 250 - Show Control International				
IDEAL LAP TIME : 57.295		BEST LAP TIME : 57.565		DIFFERENCE : 0.270		
LAP	SECTOR 1	SECTOR 2	LAP TIME	MPH	DIFF	TIME OF DAY
1 -		23.517	1:05.023	66.87	7.458	12:39:53.290
2 -	34.764	23.509	58.273	74.62	0.708	12:40:51.563
3 -	34.087	23.478	57.565 (1)	75.54		12:41:49.128
4 -	34.539	23.577	58.116	74.82	0.551	12:42:47.244
5 -	34.167	23.646	57.813	75.21	0.248	12:43:45.057
6 -	34.239	23.464	57.703	75.36	0.138	12:44:42.760
7 -	34.647	23.330	57.977	75.00	0.412	12:45:40.737
8 -	34.035	23.593	57.628 (2)	75.45	0.063	12:46:38.365
9 -	34.438	23.260	57.698 (3)	75.36	0.133	12:47:36.063

P2 565 MZ Louis KERSHAW		MZ 250 - Team Lucky Streetsy/Walkers Campers				
IDEAL LAP TIME : 57.588		BEST LAP TIME : 57.659		DIFFERENCE : 0.071		
LAP	SECTOR 1	SECTOR 2	LAP TIME	MPH	DIFF	TIME OF DAY
1 -		23.545	1:04.930	66.97	7.271	12:39:53.197
2 -	34.303	23.356	57.659 (1)	75.41		12:40:50.856
3 -	34.348	23.761	58.109	74.83	0.450	12:41:48.965
4 -	34.601	23.716	58.317	74.56	0.658	12:42:47.282
5 -	34.398	23.371	57.769	75.27	0.110	12:43:45.051
6 -	34.432	23.285	57.717 (2)	75.34	0.058	12:44:42.768
7 -	34.549	23.389	57.938	75.05	0.279	12:45:40.706
8 -	34.325	23.415	57.740 (3)	75.31	0.081	12:46:38.446
9 -	34.436	23.636	58.072	74.88	0.413	12:47:36.518

P3 69 MZ Alexander MANN		MZ TS 250 - HS Racing				
IDEAL LAP TIME : 57.488		BEST LAP TIME : 57.637		DIFFERENCE : 0.149		
LAP	SECTOR 1	SECTOR 2	LAP TIME	MPH	DIFF	TIME OF DAY
1 -		23.524	1:05.336	66.55	7.699	12:39:53.603
2 -	34.853	23.462	58.315	74.57	0.678	12:40:51.918
3 -	34.984	23.481	58.465	74.37	0.828	12:41:50.383
4 -	34.389	23.426	57.815	75.21	0.178	12:42:48.198
5 -	34.384	23.253	57.637 (1)	75.44		12:43:45.835
6 -	34.793	23.181	57.974	75.00	0.337	12:44:43.809
7 -	34.366	23.384	57.750 (3)	75.30	0.113	12:45:41.559
8 -	34.557	23.574	58.131	74.80	0.494	12:46:39.690
9 -	34.575	23.122	57.697 (2)	75.36	0.060	12:47:37.387

P4 75 MZ Peter WOODALL		MZ ETZ 250 - Online Lubricants				
IDEAL LAP TIME : 57.683		BEST LAP TIME : 57.901		DIFFERENCE : 0.218		
LAP	SECTOR 1	SECTOR 2	LAP TIME	MPH	DIFF	TIME OF DAY
1 -		23.760	1:04.744	67.16	6.843	12:39:53.011
2 -	35.254	23.462	58.716	74.06	0.815	12:40:51.727
3 -	34.540	23.388	57.928 (3)	75.06	0.027	12:41:49.655
4 -	34.491	23.410	57.901 (1)	75.10		12:42:47.556
5 -	34.502	23.400	57.902 (2)	75.10	0.001	12:43:45.458
6 -	34.680	23.402	58.082	74.87	0.181	12:44:43.540
7 -	34.328	23.645	57.973	75.01	0.072	12:45:41.513
8 -	34.776	23.732	58.508	74.32	0.607	12:46:40.021
9 -	34.642	23.355	57.997	74.97	0.096	12:47:38.018

BMCRC - MRO Championships 2024 - Rnd 7 @ Brands Hatch Indy

BMZRC 250 MZ

RACE 5A - SECTOR ANALYSIS



SECTOR 1 = FL to I1, SECTOR 2 = I1 to FL, DIFF = Difference To Personal Best Lap, P = Crossed Finish Line in Pit Lane, D = Time Disallowed

P5 96 MZ Chris KENT		MZ TS 250 -				
IDEAL LAP TIME : 57.395		BEST LAP TIME : 57.549		DIFFERENCE : 0.154		
LAP	SECTOR 1	SECTOR 2	LAP TIME	MPH	DIFF	TIME OF DAY
1 -		23.631	1:04.765	67.14	7.216	12:39:53.032
2 -	34.903	23.768	58.671	74.11	1.122	12:40:51.703
3 -	35.065	23.465	58.530	74.29	0.981	12:41:50.233
4 -	34.445	23.499	57.944	75.04	0.395	12:42:48.177
5 -	34.108	23.441	57.549 (1)	75.56		12:43:45.726
6 -	34.646	23.287	57.933 (3)	75.06	0.384	12:44:43.659
7 -	34.109	23.723	57.832 (2)	75.19	0.283	12:45:41.491
8 -	34.604	23.683	58.287	74.60	0.738	12:46:39.778
9 -	35.046	24.658	59.704	72.83	2.155	12:47:39.482

P6 181 MZ_R Declan RYAN		MZ 250 - N/A				
IDEAL LAP TIME : 58.652		BEST LAP TIME : 58.689		DIFFERENCE : 0.037		
LAP	SECTOR 1	SECTOR 2	LAP TIME	MPH	DIFF	TIME OF DAY
1 -		24.042	1:07.037	64.86	8.348	12:39:55.304
2 -	34.853	24.135	58.988 (2)	73.72	0.299	12:40:54.292
3 -	35.419	23.800	59.219 (3)	73.43	0.530	12:41:53.511
4 -	34.852	23.837	58.689 (1)	74.09		12:42:52.200
5 -	35.303	24.073	59.376	73.23	0.687	12:43:51.576
6 -	35.266	24.235	59.501	73.08	0.812	12:44:51.077
7 -	35.568	24.026	59.594	72.97	0.905	12:45:50.671
8 -	35.605	24.049	59.654	72.89	0.965	12:46:50.325
9 -	35.572	23.860	59.432	73.16	0.743	12:47:49.757

P7 37 MZ_R Harry LAMACRAFT		MZ ETZ 250 - All Flower No Power				
IDEAL LAP TIME : 58.503		BEST LAP TIME : 58.503		DIFFERENCE : 0.000		
LAP	SECTOR 1	SECTOR 2	LAP TIME	MPH	DIFF	TIME OF DAY
1 -		23.965	1:06.060	65.82	7.557	12:39:54.327
2 -	34.861	23.642	58.503 (1)	74.33		12:40:52.830
3 -	35.243	24.389	59.632	72.92	1.129	12:41:52.462
4 -	35.409	24.430	59.839	72.67	1.336	12:42:52.301
5 -	35.090	24.280	59.370 (2)	73.24	0.867	12:43:51.671
6 -	35.136	24.365	59.501	73.08	0.998	12:44:51.172
7 -	35.336	24.269	59.605	72.95	1.102	12:45:50.777
8 -	35.347	24.299	59.646	72.90	1.143	12:46:50.423
9 -	35.358	24.054	59.412 (3)	73.19	0.909	12:47:49.835

P8 95 MZ Christopher ROGERS		MZ ETZ 250 - CB Racing				
IDEAL LAP TIME : 58.700		BEST LAP TIME : 58.700		DIFFERENCE : 0.000		
LAP	SECTOR 1	SECTOR 2	LAP TIME	MPH	DIFF	TIME OF DAY
1 -		24.103	1:06.426	65.46	7.726	12:39:54.693
2 -	35.426	24.104	59.530	73.04	0.830	12:40:54.223
3 -	35.382	23.902	59.284 (2)	73.35	0.584	12:41:53.507
4 -	35.653	23.908	59.561	73.01	0.861	12:42:53.068
5 -	35.076	23.624	58.700 (1)	74.08		12:43:51.768
6 -	35.424	24.103	59.527	73.05	0.827	12:44:51.295
7 -	35.742	23.833	59.575	72.99	0.875	12:45:50.870
8 -	35.842	23.793	59.635	72.92	0.935	12:46:50.505
9 -	35.751	23.755	59.506 (3)	73.07	0.806	12:47:50.011

BMCRC - MRO Championships 2024 - Rnd 7 @ Brands Hatch Indy

BMZRC 250 MZ

RACE 5A - SECTOR ANALYSIS



SECTOR 1 = FL to I1, SECTOR 2 = I1 to FL, DIFF = Difference To Personal Best Lap, P = Crossed Finish Line in Pit Lane, D = Time Disallowed

P9 13 MZ Gordon RYAN		MZ 250 - Prism Work Psychology				
IDEAL LAP TIME : 59.548		BEST LAP TIME : 59.714		DIFFERENCE : 0.166		
LAP	SECTOR 1	SECTOR 2	LAP TIME	MPH	DIFF	TIME OF DAY
1 -		24.100	1:06.304	65.58	6.590	12:39:54.571
2 -	36.789	24.260	1:01.049	71.23	1.335	12:40:55.620
3 -	35.882	24.155	1:00.037	72.43	0.323	12:41:55.657
4 -	35.635	24.079	59.714 (1)	72.82		12:42:55.371
5 -	35.736	24.242	59.978	72.50	0.264	12:43:55.349
6 -	35.914	24.231	1:00.145	72.30	0.431	12:44:55.494
7 -	35.743	24.187	59.930 (3)	72.56	0.216	12:45:55.424
8 -	35.727	24.365	1:00.092	72.36	0.378	12:46:55.516
9 -	35.469	24.452	59.921 (2)	72.57	0.207	12:47:55.437

P10 32 MZ John ASHMEAD		MZ 250 -				
IDEAL LAP TIME : 1:00.493		BEST LAP TIME : 1:00.509		DIFFERENCE : 0.016		
LAP	SECTOR 1	SECTOR 2	LAP TIME	MPH	DIFF	TIME OF DAY
1 -		24.522	1:08.466	63.51	7.957	12:39:56.733
2 -	35.971	24.538	1:00.509 (1)	71.86		12:40:57.242
3 -	36.558	25.264	1:01.822	70.34	1.313	12:41:59.064
4 -	36.259	25.092	1:01.351	70.88	0.842	12:43:00.415
5 -	36.252	25.249	1:01.501	70.70	0.992	12:44:01.916
6 -	36.077	24.986	1:01.063 (2)	71.21	0.554	12:45:02.979
7 -	36.189	25.181	1:01.370	70.85	0.861	12:46:04.349
8 -	36.221	25.111	1:01.332 (3)	70.90	0.823	12:47:05.681
9 -	36.587	24.977	1:01.564	70.63	1.055	12:48:07.245

P11 41 MZ Gary WILLIAMS		MZ ETZ 250 -				
IDEAL LAP TIME : 1:00.831		BEST LAP TIME : 1:00.831		DIFFERENCE : 0.000		
LAP	SECTOR 1	SECTOR 2	LAP TIME	MPH	DIFF	TIME OF DAY
1 -		25.070	1:08.814	63.19	7.983	12:39:57.081
2 -	36.687	24.970	1:01.657	70.52	0.826	12:40:58.738
3 -	36.755	24.986	1:01.741	70.43	0.910	12:42:00.479
4 -	37.091	25.036	1:02.127	69.99	1.296	12:43:02.606
5 -	36.653	24.940	1:01.593 (3)	70.60	0.762	12:44:04.199
6 -	36.480	24.803	1:01.283 (2)	70.95	0.452	12:45:05.482
7 -	36.591	25.473	1:02.064	70.06	1.233	12:46:07.546
8 -	36.734	24.992	1:01.726	70.45	0.895	12:47:09.272
9 -	36.258	24.573	1:00.831 (1)	71.48		12:48:10.103

P12 56 MZ Russell TURNER		MZ 250 - TT Racing				
IDEAL LAP TIME : 1:00.818		BEST LAP TIME : 1:00.818		DIFFERENCE : 0.000		
LAP	SECTOR 1	SECTOR 2	LAP TIME	MPH	DIFF	TIME OF DAY
1 -		24.995	1:08.561	63.42	7.743	12:39:56.828
2 -	36.728	24.984	1:01.712	70.46	0.894	12:40:58.540
3 -	36.791	25.133	1:01.924	70.22	1.106	12:42:00.464
4 -	37.650	24.829	1:02.479	69.60	1.661	12:43:02.943
5 -	36.743	24.998	1:01.741	70.43	0.923	12:44:04.684
6 -	36.153	24.665	1:00.818 (1)	71.50		12:45:05.502
7 -	36.407	25.384	1:01.791	70.37	0.973	12:46:07.293
8 -	36.811	24.667	1:01.478 (3)	70.73	0.660	12:47:08.771
9 -	36.617	24.828	1:01.445 (2)	70.77	0.627	12:48:10.216

BMCRC - MRO Championships 2024 - Rnd 7 @ Brands Hatch Indy

BMZRC 250 MZ

RACE 5A - SECTOR ANALYSIS



SECTOR 1 = FL to I1, SECTOR 2 = I1 to FL, DIFF = Difference To Personal Best Lap, P = Crossed Finish Line in Pit Lane, D = Time Disallowed

P13 102 MZ_R Caleb WRIGHT		MZ 250 ETZ - Clover Investments				
IDEAL LAP TIME : 1:00.971		BEST LAP TIME : 1:01.072		DIFFERENCE : 0.101		
LAP	SECTOR 1	SECTOR 2	LAP TIME	MPH	DIFF	TIME OF DAY
1 -		24.681	1:09.371	62.68	8.299	12:39:57.638
2 -	36.469	24.913	1:01.382 (3)	70.84	0.310	12:40:59.020
3 -	36.713	24.870	1:01.583	70.61	0.511	12:42:00.603
4 -	37.089	24.824	1:01.913	70.23	0.841	12:43:02.516
5 -	36.381	24.721	1:01.102 (2)	71.16	0.030	12:44:03.618
6 -	36.290	24.782	1:01.072 (1)	71.20		12:45:04.690
7 -	37.256	26.248	1:03.504	68.47	2.432	12:46:08.194
8 -	42.026	27.981	1:10.007	62.11	8.935	12:47:18.201
9 -	39.280	26.555	1:05.835	66.05	4.763	12:48:24.036

P14 166 MZ Graeme LEWIS		MZ 250 - Morris Racing Lubricants #MRL				
IDEAL LAP TIME : 1:02.471		BEST LAP TIME : 1:02.648		DIFFERENCE : 0.177		
LAP	SECTOR 1	SECTOR 2	LAP TIME	MPH	DIFF	TIME OF DAY
1 -		25.638	1:10.348	61.81	7.700	12:39:58.615
2 -	37.475	25.173	1:02.648 (1)	69.41		12:41:01.263
3 -	37.298	25.373	1:02.671 (2)	69.38	0.023	12:42:03.934
4 -	37.886	25.523	1:03.409	68.58	0.761	12:43:07.343
5 -	37.723	25.637	1:03.360 (3)	68.63	0.712	12:44:10.703
6 -	38.373	25.798	1:04.171	67.76	1.523	12:45:14.874
7 -	38.269	25.850	1:04.119	67.82	1.471	12:46:18.993
8 -	38.615	26.052	1:04.667	67.24	2.019	12:47:23.660
9 -	38.523	25.889	1:04.412	67.51	1.764	12:48:28.072

P15 52 MZ Tony PARKER		MZ 250 - Cancer research uk				
IDEAL LAP TIME : 1:03.651		BEST LAP TIME : 1:04.051		DIFFERENCE : 0.400		
LAP	SECTOR 1	SECTOR 2	LAP TIME	MPH	DIFF	TIME OF DAY
1 -		25.433	1:11.245	61.03	7.194	12:39:59.512
2 -	38.475	25.576	1:04.051 (1)	67.89		12:41:03.563
3 -	38.218	25.926	1:04.144 (2)	67.79	0.093	12:42:07.707
4 -	38.861	26.046	1:04.907	66.99	0.856	12:43:12.614
5 -	38.798	26.259	1:05.057	66.84	1.006	12:44:17.671
6 -	38.833	26.097	1:04.930	66.97	0.879	12:45:22.601
7 -	39.060	26.270	1:05.330	66.56	1.279	12:46:27.931
8 -	39.133	26.231	1:05.364	66.52	1.313	12:47:33.295
9 -	38.885	25.785	1:04.670 (3)	67.24	0.619	12:48:37.965

P16 11 MZ Carl CRIPPS		MZ ETZ250 - MIS UK LTD				
IDEAL LAP TIME : 58.226		BEST LAP TIME : 58.226		DIFFERENCE : 0.000		
LAP	SECTOR 1	SECTOR 2	LAP TIME	MPH	DIFF	TIME OF DAY
1 -		23.956	1:07.155	64.75	8.929	12:39:55.422
2 -	36.719	24.047	1:00.766	71.56	2.540	12:40:56.188
3 -	35.125	23.945	59.070 (3)	73.61	0.844	12:41:55.258
4 -	35.251	23.648	58.899 (2)	73.83	0.673	12:42:54.157
5 -	34.652	23.574	58.226 (1)	74.68		12:43:52.383
6 -	34.840	24.454	59.294	73.33	1.068	12:44:51.677
7 -	35.623	23.678	59.301	73.33	1.075	12:45:50.978

BMCRC - MRO Championships 2024 - Rnd 7 @ Brands Hatch Indy

BMZRC 250 MZ

RACE 5A - BEST SECTORS

SECTOR 1			SECTOR 2			IDEAL / BEST COMPARISON						
POS	NO	NAME	TIME	NO	NAME	TIME	POS	NO	NAME	IDEAL	BEST	DIFF
									PERFECT LAP	57.157		
1	85	WALES	34.035	69	MANN	23.122	1	85	WALES	57.295	57.565	0.270
2	96	KENT	34.108	85	WALES	23.260	2	96	KENT	57.395	57.549	0.154
3	565	KERSHAW	34.303	565	KERSHAW	23.285	3	69	MANN	57.488	57.637	0.149
4	75	WOODALL	34.328	96	KENT	23.287	4	565	KERSHAW	57.588	57.659	0.071
5	69	MANN	34.366	75	WOODALL	23.355	5	75	WOODALL	57.683	57.901	0.218
6	11	CRIPPS	34.652	11	CRIPPS	23.574	6	11	CRIPPS	58.226	58.226	0.000
7	181	RYAN	34.852	95	ROGERS	23.624	7	37	LAMACRAFT	58.503	58.503	0.000
8	37	LAMACRAFT	34.861	37	LAMACRAFT	23.642	8	181	RYAN	58.652	58.689	0.037
9	95	ROGERS	35.076	181	RYAN	23.800	9	95	ROGERS	58.700	58.700	0.000
10	13	RYAN	35.469	13	RYAN	24.079	10	13	RYAN	59.548	59.714	0.166
11	32	ASHMEAD	35.971	32	ASHMEAD	24.522	11	32	ASHMEAD	1:00.493	1:00.509	0.016
12	56	TURNER	36.153	41	WILLIAMS	24.573	12	56	TURNER	1:00.818	1:00.818	0.000
13	41	WILLIAMS	36.258	56	TURNER	24.665	13	41	WILLIAMS	1:00.831	1:00.831	0.000
14	102	WRIGHT	36.290	102	WRIGHT	24.681	14	102	WRIGHT	1:00.971	1:01.072	0.101
15	166	LEWIS	37.298	166	LEWIS	25.173	15	166	LEWIS	1:02.471	1:02.648	0.177
16	52	PARKER	38.218	52	PARKER	25.433	16	52	PARKER	1:03.651	1:04.051	0.400

BMCRC - MRO Championships 2024 - Rnd 7 @ Brands Hatch Indy

BMZRC 250 MZ

RACE 5A - STATISTICS

Competitors Started 16
Planned Start 2024-09-21 @ 12:05:00.000
Actual Start 2024-09-21 @ 12:38:48.266
Finish Time 2024-09-21 @ 12:47:36.062
Track Length 1.2079mi.
Total Laps 142
Total Distance Covered 171.5282mi.

Session Fastest Lap History

NO	CL	NAME	LAP TIME	TIME OF DAY	LAP	VEHICLE
565	MZ	Louis KERSHAW	57.659	12:40:50.856	2	MZ 250
85	MZ	Andrew WALES	57.565	12:41:49.128	3	MZ ETZ 250
96	MZ	Chris KENT	57.549	12:43:45.726	5	MZ TS 250

Session Leader History

NO	CL	NAME	FROM LAP	LAPS LED	DISTANCE	VEHICLE
75	MZ	Peter WOODALL	1	1	1.20 miles	MZ ETZ 250
565	MZ	Louis KERSHAW	2	2	2.41 miles	MZ 250
85	MZ	Andrew WALES	4	1	1.20 miles	MZ ETZ 250
565	MZ	Louis KERSHAW	5	1	1.20 miles	MZ 250
85	MZ	Andrew WALES	6	1	1.20 miles	MZ ETZ 250
565	MZ	Louis KERSHAW	7	1	1.20 miles	MZ 250
85	MZ	Andrew WALES	8	2	2.41 miles	MZ ETZ 250

Flag History

TYPE	TIME OF DAY
GREEN	12:38:48.266
FINISH	12:47:36.062

Flag Statistics

TYPE	COUNT	TOTAL LAPS	TOTAL TIME
Green	1	9	9:55.099
Red	0	0	0.000
Safety Car	0	0	0.000
FCY	0	0	0.000

BMCRC - MRO Championships 2024 - Rnd 7 @ Brands Hatch Indy

BMZRC 250 MZ

RACE 5A - STATISTICS

CLASS : MZ

13 Starters

Fastest Lap History

NO	NAME	LAP TIME	TIME OF DAY	LAP	VEHICLE
565	Louis KERSHAW	57.659	12:40:50.856	2	MZ 250
85	Andrew WALES	57.565	12:41:49.128	3	MZ ETZ 250
96	Chris KENT	57.549	12:43:45.726	5	MZ TS 250

Leader History

NO	NAME	FROM LAP	LAPS LED	DISTANCE	VEHICLE
75	Peter WOODALL	1	1	1.20 miles	MZ ETZ 250
565	Louis KERSHAW	2	2	2.41 miles	MZ 250
85	Andrew WALES	4	1	1.20 miles	MZ ETZ 250
565	Louis KERSHAW	5	1	1.20 miles	MZ 250
85	Andrew WALES	6	1	1.20 miles	MZ ETZ 250
565	Louis KERSHAW	7	1	1.20 miles	MZ 250
85	Andrew WALES	8	2	2.41 miles	MZ ETZ 250

BMCRC - MRO Championships 2024 - Rnd 7 @ Brands Hatch Indy

BMZRC 250 MZ

RACE 5A - STATISTICS

CLASS : MZ_R

3 Starters

Fastest Lap History

NO	NAME	LAP TIME	TIME OF DAY	LAP	VEHICLE
37	Harry LAMACRAFT	58.503	12:40:52.830	2	MZ ETZ 250

Leader History

NO	NAME	FROM LAP	LAPS LED	DISTANCE	VEHICLE
37	Harry LAMACRAFT	1	3	3.62 miles	MZ ETZ 250
181	Declan RYAN	4	6	7.24 miles	MZ 250



BMCRC - MRO Championships 2024 - Rnd 7 @ Brands Hatch Indy

BMZRC 250 MZ

RACE 15A - GRID (9 Laps)

ROW 6	17	38 Chris PETTET	1:04.051	16	52 Tony PARKER				
ROW 5	15	166 Graeme LEWIS	1:02.648	14	102 Caleb WRIGHT	1:01.072	13	41 Gary WILLIAMS	1:00.831
ROW 4	12	56 Russell TURNER	1:00.818	11	32 John ASHMEAD	1:00.509	10	13 Gordon RYAN	59.714
ROW 3	9	95 Christopher ROGERS	58.700	8	181 Declan RYAN	58.689	7	37 Harry LAMACRAFT	58.503
ROW 2	6	11 Carl CRIPPS	58.226	5	75 Peter WOODALL	57.901	4	565 Louis KERSHAW	57.659
ROW 1	3	69 Alexander MANN	57.637	2	85 Andrew WALES	57.565	1	96 Chris KENT	57.549
Pole									

These results are provisional until the conclusion of any judicial and technical matters.

Brands Hatch Indy: 1.2079 miles

Clerk Of Course:

Stewards:

Timekeeper: Richard Evans



Results can be found at www.tsl-timing.com

Printed - 12:50 Saturday, 21 September 2024





BMCRC - MRO Championships 2024 - Rnd 7 @ Brands Hatch Indy

ACU Team Green Junior Cup & Senior Ninja

RACE 15 - CLASSIFICATION

Race Distance: 9 Laps / 10.87 miles

POS	NO	CL	PIC	NAME	ENTRY	LAPS	TIME	GAP	DIFF	MPH	BEST	ON	GRD	↑↓
1	3	J	1	Henry McCARTNEY	Kawasaki NINJA -	9	8:31.334			76.53	55.744	6	1	0
2	1	S	1	Phil ATKINSON	Kawasaki NINJA 400 - ROSE MOT/Q Oil Treatments	9	8:35.831	4.497	4.497	75.87	55.976	5	10	8
3	9	J	2	Kobe PERRY	Kawasaki NINJA -	9	8:35.888	4.554	0.057	75.86	56.160	9	3	0
4	65	J	3	Lilly RHODES	Kawasaki NINJA - Family	9	8:36.722	5.388	0.834	75.74	56.039	7	2	-2
5	27	S	2	Ben BROWN	Kawasaki NINJA 400 - Hunts Motorcycles	9	8:37.604	6.270	0.882	75.61	55.849	8	4	-1
6	45	J	4	Marley MACKENZIE	Kawasaki NINJA - Kirkcaldy Kawasaki, ELPM	9	8:41.370	10.036	3.766	75.06	56.581	3	13	7
7	76	J	5	Luca WILKINSON	Kawasaki NINJA400 - RD Racing	9	8:41.556	10.222	0.186	75.03	56.930	5	7	0
8	81	J	6	Ollie SIMS	Kawasaki NINJA 400 - Motorbodies Weston ltd	9	8:41.644	10.310	0.088	75.02	56.610	3	12	4
9	7	J	7	Travis ROOKER	Kawasaki NINJA 400 - Swedish car connection	9	8:42.051	10.717	0.407	74.96	56.946	3	6	-3
10	6	J	8	Kian BUSA	Kawasaki 400 NINJA - iActiveRC	9	8:42.571	11.237	0.520	74.89	56.847	3	11	1
11	17	S	3	Daryn BUSA	Kawasaki NINJA 400 - iActiveRC	9	8:45.277	13.943	2.706	74.50	57.067	4	9	-2
12	43	S	4	Mark SWARBRICK	Kawasaki NINJA 400 -	9	8:49.502	18.168	4.225	73.91	57.023	3	14	2
13	197	S	5	Reece GUYETT	Kawasaki NINJA 300 - Rose MOT Centre	9	8:56.390	25.056	6.888	72.96	58.541	9	16	3
14	46	J	9	Izzy CARTER	Kawasaki -	9	8:56.537	25.203	0.147	72.94	57.984	8	15	1
15	12	J	10	Kees RAMSEY	Kawasaki NINJA 400 -	9	8:56.942	25.608	0.405	72.88	57.846	9	17	2
16	33	J	11	Patrick KLINGE	Kawasaki NINJA 400 - Klingklong Racing	9	9:07.384	36.050	10.442	71.49	59.453	4	20	4
17	58	J	12	Max RHODES	Kawasaki NINJA 400 -	9	9:12.167	40.833	4.783	70.87	59.312	9	21	4
18	54	S	6	Ben SCOTT	Kawasaki NINJA 250 - GI Landscapes VampTech	9	9:19.387	48.053	7.220	69.96	59.589	2	19	1
19	26	J	13	Brooke CHAMPION	Kawasaki 300 NINJA -	9	9:19.401	48.067	0.014	69.96	1:00.690	6	18	-1
20	57	S	7	Richard BUCKHAM	Kawasaki NINJA 400 -	9	9:19.822	48.488	0.421	69.91	1:00.691	7	22	2
21	4	S	8	Nigel FRANKLIN	Kawasaki NINJA - Nigel Franklin	9	9:26.939	55.605	7.117	69.03	1:01.128	7	23	2
22	73	S	9	Jemma GRAYSON	Kawasaki NINJA 300 -	8	8:39.819	1 Lap	1 Lap	66.92	1:02.854	7	24	2

NOT CLASSIFIED

DNF	8	J		Blake WILSON	Kawasaki NINJA 300 - BSL home improvements	5	4:46.376	4 Laps	3 Laps	75.92	55.401	5	5	
DNF	2	J		Kade WATT	Kawasaki NINJA 400 - 3D Racing	2	2:09.968	7 Laps	3 Laps	66.91	1:05.709	2	8	

FASTEST LAP

	8	J		Blake WILSON	Kawasaki NINJA 300 - BSL home improvements	5	55.401			78.49 mph			126.32 kph	
	27	S		Ben BROWN	Kawasaki NINJA 400 - Hunts Motorcycles	8	55.849			77.86 mph			125.30 kph	

Comments:

Class J - 92.5% of Race Speed = 70.79 mph

Class S - 92.5% of Race Speed = 70.17 mph

Weather / Track : Sunny / Dry

These results are provisional until the conclusion of any judicial and technical matters.

Date: 21/09/2024 Start: 16:16 Finish: 16:25

Brands Hatch Indy: 1.2079 miles

Clerk Of Course:	Stewards:	Timekeeper: Richard Evans	
------------------	-----------	---------------------------	--

Results can be found at www.tsl-timing.com

Printed - 16:27 Saturday, 21 September 2024



BMCRC - MRO Championships 2024 - Rnd 7 @ Brands Hatch Indy

ACU Team Green Junior Cup & Senior Ninja

RACE 15 - LAP CHART

LAP 1 @ 16:17:54.421

NO	BEHIND	LAP TIME
3		1:02.340
9	0.361	1:02.701
8	0.598	1:02.938
76	0.891	1:03.231
65	1.040	1:03.380
27	1.417	1:03.757
7	1.499	1:03.839
2	1.919	1:04.259
45	1.994	1:04.334
1	2.134	1:04.474
81	2.145	1:04.485
6	2.671	1:05.011
43	2.747	1:05.087
17	3.104	1:05.444
197	3.359	1:05.699
46	4.378	1:06.718
12	4.625	1:06.965
54	5.204	1:07.544
26	6.009	1:08.349
33	6.094	1:08.434
58	6.998	1:09.338
57	7.463	1:09.803
4	8.300	1:10.640
73	10.183	1:12.523

LAP 2 @ 16:18:50.636

NO	BEHIND	LAP TIME
3		56.215
8	0.542	56.159
9	0.957	56.811
65	1.980	57.155
76	2.590	57.914
27	2.673	57.471
1	3.133	57.214
7	3.161	57.877
45	3.644	57.865
81	3.702	57.772
6	3.715	57.259
43	4.087	57.555
17	4.265	57.376
197	5.863	58.719
12	7.629	59.219
46	7.698	59.535
54	8.578	59.589
33	10.369	1:00.490
26	10.654	1:00.860
58	11.385	1:00.602
2	11.413	1:05.709
57	11.977	1:00.729
4	14.321	1:02.236
73	17.173	1:03.205

LAP 3 @ 16:19:46.544

NO	BEHIND	LAP TIME
3		55.908
8	0.711	56.077
9	1.320	56.271
65	2.612	56.540
76	3.653	56.971
27	3.749	56.984
1	3.799	56.574
7	4.199	56.946

45	4.317	56.581
81	4.404	56.610
6	4.654	56.847
43	5.202	57.023
17	5.443	57.086
197	8.627	58.672
12	10.405	58.684
46	10.526	58.736
33	13.977	59.516
58	15.411	59.934
26	16.461	1:01.715
57	17.123	1:01.054
54	20.894	1:08.224
4	21.159	1:02.746
73	25.543	1:04.278

LAP 4 @ 16:20:42.410

NO	BEHIND	LAP TIME
3		55.866
8	0.646	55.801
9	1.927	56.473
65	3.380	56.634
1	4.251	56.318
27	5.172	57.289
76	5.599	57.812
7	5.708	57.375
45	5.940	57.489
6	6.149	57.361
81	6.168	57.630
43	6.456	57.120
17	6.644	57.067
197	12.106	59.345
46	14.136	59.476
12	14.542	1:00.003
33	17.564	59.453
26	21.666	1:01.071
58	22.742	1:03.197
57	23.078	1:01.821
54	26.424	1:01.396
4	27.420	1:02.127
73	34.800	1:05.123

LAP 5 @ 16:21:38.175

NO	BEHIND	LAP TIME
3		55.765
8	0.282	55.401
9	2.713	56.551
65	4.172	56.557
1	4.462	55.976
27	5.785	56.378
76	6.764	56.930
45	7.006	56.831
7	7.292	57.349
81	7.436	57.033
6	7.456	57.072
43	8.113	57.422
17	9.507	58.628
197	15.034	58.693
46	16.995	58.624
12	17.547	58.770
33	21.339	59.540
58	27.210	1:00.233
26	27.258	1:01.357
57	28.326	1:01.013
54	31.348	1:00.689

4	34.062	1:02.407
73	43.570	1:04.535

LAP 6 @ 16:22:33.919

NO	BEHIND	LAP TIME
3		55.744
9	4.015	57.046
65	4.565	56.137
1	5.014	56.296
27	6.467	56.426
76	8.306	57.286
45	8.462	57.200
81	8.571	56.879
6	8.624	56.912
7	8.696	57.148
43	10.011	57.642
17	11.013	57.250
197	18.351	59.061
46	19.826	58.575
12	20.387	58.584
33	25.730	1:00.135
58	32.054	1:00.588
26	32.204	1:00.690
57	33.781	1:01.199
54	36.025	1:00.421
4	40.174	1:01.856
73	51.411	1:03.585

LAP 7 @ 16:23:29.748

NO	BEHIND	LAP TIME
3		55.829
65	4.775	56.039
9	4.976	56.790
1	5.234	56.049
27	6.797	56.159
76	9.810	57.333
81	10.016	57.274
45	10.051	57.418
6	10.182	57.387
7	10.241	57.374
17	12.368	57.184
43	12.377	58.195
197	21.591	59.069
46	22.408	58.411
12	23.179	58.621
33	29.785	59.884
58	35.780	59.555
26	38.235	1:01.860
57	38.643	1:00.691
54	40.562	1:00.366
4	45.473	1:01.128

LAP 8 @ 16:24:26.678

NO	BEHIND	LAP TIME
3		56.930
73	1 Lap	1:02.854
65	4.640	56.795
1	5.059	56.755
9	5.131	57.085
27	5.716	55.849
76	9.860	56.980
45	10.031	56.910
81	10.064	56.978
7	10.285	56.974

6	10.420	57.168
17	13.157	57.719
43	15.833	1:00.386
197	23.252	58.591
46	23.462	57.984
12	24.499	58.250
33	32.893	1:00.038
58	38.258	59.408
26	43.194	1:01.889
57	43.688	1:01.975
54	43.715	1:00.083
4	50.583	1:02.040

LAP 9 @ 16:25:23.415

NO	BEHIND	LAP TIME
3		56.737
1	4.497	56.175
9	4.554	56.160
65	5.388	57.485
27	6.270	57.291
73	1 Lap	1:03.716
45	10.036	56.742
76	10.222	57.099
81	10.310	56.983
7	10.717	57.169
6	11.237	57.554
17	13.943	57.523
43	18.168	59.072
197	25.056	58.541
46	25.203	58.478
12	25.608	57.846
33	36.050	59.894
58	40.833	59.312
54	48.053	1:01.075
26	48.067	1:01.610
57	48.488	1:01.537
4	55.605	1:01.759

BMCRC - MRO Championships 2024 - Rnd 7 @ Brands Hatch Indy

ACU Team Green Junior Cup & Senior Ninja

RACE 15 - POSITION CHART

No	Name	Lap											
		Pos	1	2	3	4	5	6	7	8	9		
3	McCARTNEY	1	3	3	3	3	3	3	3	3	3	3	3
65	RHODES	2	9	8	8	8	8	8	9	65	65	1	
9	PERRY	3	8	9	9	9	9	9	65	9	1	9	
27	BROWN	4	76	65	65	65	65	1	1	9	65		
8	WILSON	5	65	76	76	1	1	27	27	27	27		
7	ROOKER	6	27	27	27	27	27	76	76	76	45		
76	WILKINSON	7	7	1	1	76	76	45	81	45	76		
2	WATT	8	2	7	7	7	45	81	45	81	81		
17	BUSA	9	45	45	45	45	7	6	6	7	7		
1	ATKINSON	10	1	81	81	6	81	7	7	6	6		
6	BUSA	11	81	6	6	81	6	43	17	17	17		
81	SIMS	12	6	43	43	43	43	17	43	43	43		
45	MACKENZIE	13	43	17	17	17	17	197	197	197	197		
43	SWARBRICK	14	17	197	197	197	197	46	46	46	46		
46	CARTER	15	197	12	12	46	46	12	12	12	12		
197	GUYETT	16	46	46	46	12	12	33	33	33	33		
12	RAMSEY	17	12	54	33	33	33	58	58	58	58		
26	CHAMPION	18	54	33	58	26	58	26	26	26	54		
54	SCOTT	19	26	26	26	58	26	57	57	57	26		
33	KLINGE	20	33	58	57	57	57	54	54	54	57		
58	RHODES	21	58	2	54	54	54	4	4	4	4		
57	BUCKHAM	22	57	57	4	4	4	73	73	73			
4	FRANKLIN	23	4	4	73	73	73						
73	GRAYSON	24	73	73									

BMCRC - MRO Championships 2024 - Rnd 7 @ Brands Hatch Indy

ACU Team Green Junior Cup & Senior Ninja

RACE 15 - SECTOR ANALYSIS



SECTOR 1 = FL to I1, SECTOR 2 = I1 to FL, DIFF = Difference To Personal Best Lap, P = Crossed Finish Line in Pit Lane, D = Time Disallowed

P1		3 J		Henry McCARTNEY		Kawasaki NINJA -	
IDEAL LAP TIME : 55.701		BEST LAP TIME : 55.744		DIFFERENCE : 0.043			
LAP	SECTOR 1	SECTOR 2	LAP TIME	MPH	DIFF	TIME OF DAY	
1 -		23.125	1:02.340	69.75	6.596	16:17:54.421	
2 -	33.297	22.918	56.215	77.35	0.471	16:18:50.636	
3 -	33.149	22.759	55.908	77.78	0.164	16:19:46.544	
4 -	33.076	22.790	55.866	77.83	0.122	16:20:42.410	
5 -	32.954	22.811	55.765 (2)	77.98	0.021	16:21:38.175	
6 -	32.942	22.802	55.744 (1)	78.01		16:22:33.919	
7 -	33.010	22.819	55.829 (3)	77.89	0.085	16:23:29.748	
8 -	33.545	23.385	56.930	76.38	1.186	16:24:26.678	
9 -	33.361	23.376	56.737	76.64	0.993	16:25:23.415	

P2		1 S		Phil ATKINSON		Kawasaki NINJA 400 - ROSE MOT/Q Oil Treatments	
IDEAL LAP TIME : 55.709		BEST LAP TIME : 55.976		DIFFERENCE : 0.267			
LAP	SECTOR 1	SECTOR 2	LAP TIME	MPH	DIFF	TIME OF DAY	
1 -		23.237	1:04.474	67.44	8.498	16:17:56.555	
2 -	33.908	23.306	57.214	76.00	1.238	16:18:53.769	
3 -	33.716	22.858	56.574	76.86	0.598	16:19:50.343	
4 -	33.594	22.724	56.318	77.21	0.342	16:20:46.661	
5 -	33.162	22.814	55.976 (1)	77.68		16:21:42.637	
6 -	33.182	23.114	56.296	77.24	0.320	16:22:38.933	
7 -	33.006	23.043	56.049 (2)	77.58	0.073	16:23:34.982	
8 -	33.440	23.315	56.755	76.62	0.779	16:24:31.737	
9 -	33.472	22.703	56.175 (3)	77.41	0.199	16:25:27.912	

P3		9 J		Kobe PERRY		Kawasaki NINJA -	
IDEAL LAP TIME : 55.623		BEST LAP TIME : 56.160		DIFFERENCE : 0.537			
LAP	SECTOR 1	SECTOR 2	LAP TIME	MPH	DIFF	TIME OF DAY	
1 -		23.261	1:02.701	69.35	6.541	16:17:54.782	
2 -	33.645	23.166	56.811	76.54	0.651	16:18:51.593	
3 -	33.114	23.157	56.271 (2)	77.27	0.111	16:19:47.864	
4 -	33.309	23.164	56.473 (3)	77.00	0.313	16:20:44.337	
5 -	33.373	23.178	56.551	76.89	0.391	16:21:40.888	
6 -	33.714	23.332	57.046	76.22	0.886	16:22:37.934	
7 -	33.610	23.180	56.790	76.57	0.630	16:23:34.724	
8 -	33.731	23.354	57.085	76.17	0.925	16:24:31.809	
9 -	33.651	22.509	56.160 (1)	77.43		16:25:27.969	

P4		65 J		Lilly RHODES		Kawasaki NINJA - Family	
IDEAL LAP TIME : 56.039		BEST LAP TIME : 56.039		DIFFERENCE : 0.000			
LAP	SECTOR 1	SECTOR 2	LAP TIME	MPH	DIFF	TIME OF DAY	
1 -		23.372	1:03.380	68.61	7.341	16:17:55.461	
2 -	34.206	22.949	57.155	76.08	1.116	16:18:52.616	
3 -	33.494	23.046	56.540 (3)	76.91	0.501	16:19:49.156	
4 -	33.671	22.963	56.634	76.78	0.595	16:20:45.790	
5 -	33.700	22.857	56.557	76.88	0.518	16:21:42.347	
6 -	33.233	22.904	56.137 (2)	77.46	0.098	16:22:38.484	
7 -	33.213	22.826	56.039 (1)	77.59		16:23:34.523	
8 -	33.772	23.023	56.795	76.56	0.756	16:24:31.318	
9 -	34.638	22.847	57.485	75.64	1.446	16:25:28.803	

BMCRC - MRO Championships 2024 - Rnd 7 @ Brands Hatch Indy

ACU Team Green Junior Cup & Senior Ninja

RACE 15 - SECTOR ANALYSIS



SECTOR 1 = FL to I1, SECTOR 2 = I1 to FL, DIFF = Difference To Personal Best Lap, P = Crossed Finish Line in Pit Lane, D = Time Disallowed

P5 27 S Ben BROWN		Kawasaki NINJA 400 - Hunts Motorcycles				
IDEAL LAP TIME : 55.849		BEST LAP TIME : 55.849		DIFFERENCE : 0.000		
LAP	SECTOR 1	SECTOR 2	LAP TIME	MPH	DIFF	TIME OF DAY
1 -		23.240	1:03.757	68.20	7.908	16:17:55.838
2 -	34.483	22.988	57.471	75.66	1.622	16:18:53.309
3 -	34.135	22.849	56.984	76.31	1.135	16:19:50.293
4 -	34.058	23.231	57.289	75.90	1.440	16:20:47.582
5 -	33.617	22.761	56.378 (3)	77.13	0.529	16:21:43.960
6 -	33.734	22.692	56.426	77.06	0.577	16:22:40.386
7 -	33.531	22.628	56.159 (2)	77.43	0.310	16:23:36.545
8 -	33.471	22.378	55.849 (1)	77.86		16:24:32.394
9 -	33.851	23.440	57.291	75.90	1.442	16:25:29.685

P6 45 J Marley MACKENZIE		Kawasaki NINJA - Kirkcaldy Kawasaki, ELPM				
IDEAL LAP TIME : 56.538		BEST LAP TIME : 56.581		DIFFERENCE : 0.043		
LAP	SECTOR 1	SECTOR 2	LAP TIME	MPH	DIFF	TIME OF DAY
1 -		23.361	1:04.334	67.59	7.753	16:17:56.415
2 -	34.440	23.425	57.865	75.15	1.284	16:18:54.280
3 -	33.721	22.860	56.581 (1)	76.85		16:19:50.861
4 -	33.990	23.499	57.489	75.64	0.908	16:20:48.350
5 -	33.738	23.093	56.831 (3)	76.51	0.250	16:21:45.181
6 -	33.909	23.291	57.200	76.02	0.619	16:22:42.381
7 -	34.286	23.132	57.418	75.73	0.837	16:23:39.799
8 -	33.678	23.232	56.910	76.41	0.329	16:24:36.709
9 -	33.684	23.058	56.742 (2)	76.63	0.161	16:25:33.451

P7 76 J Luca WILKINSON		Kawasaki NINJA400 - RD Racing				
IDEAL LAP TIME : 56.741		BEST LAP TIME : 56.930		DIFFERENCE : 0.189		
LAP	SECTOR 1	SECTOR 2	LAP TIME	MPH	DIFF	TIME OF DAY
1 -		23.619	1:03.231	68.77	6.301	16:17:55.312
2 -	34.508	23.406	57.914	75.08	0.984	16:18:53.226
3 -	33.735	23.236	56.971 (2)	76.33	0.041	16:19:50.197
4 -	33.810	24.002	57.812	75.21	0.882	16:20:48.009
5 -	33.653	23.277	56.930 (1)	76.38		16:21:44.939
6 -	33.917	23.369	57.286	75.91	0.356	16:22:42.225
7 -	33.851	23.482	57.333	75.84	0.403	16:23:39.558
8 -	33.618	23.362	56.980 (3)	76.31	0.050	16:24:36.538
9 -	33.976	23.123	57.099	76.15	0.169	16:25:33.637

P8 81 J Ollie SIMS		Kawasaki NINJA 400 - Motorbodies Weston Ltd				
IDEAL LAP TIME : 56.317		BEST LAP TIME : 56.610		DIFFERENCE : 0.293		
LAP	SECTOR 1	SECTOR 2	LAP TIME	MPH	DIFF	TIME OF DAY
1 -		23.442	1:04.485	67.43	7.875	16:17:56.566
2 -	34.185	23.587	57.772	75.27	1.162	16:18:54.338
3 -	33.859	22.751	56.610 (1)	76.81		16:19:50.948
4 -	34.057	23.573	57.630	75.45	1.020	16:20:48.578
5 -	34.097	22.936	57.033	76.24	0.423	16:21:45.611
6 -	33.566	23.313	56.879 (2)	76.45	0.269	16:22:42.490
7 -	33.893	23.381	57.274	75.92	0.664	16:23:39.764
8 -	33.749	23.229	56.978 (3)	76.32	0.368	16:24:36.742
9 -	34.033	22.950	56.983	76.31	0.373	16:25:33.725

BMCRC - MRO Championships 2024 - Rnd 7 @ Brands Hatch Indy

ACU Team Green Junior Cup & Senior Ninja

RACE 15 - SECTOR ANALYSIS



SECTOR 1 = FL to I1, SECTOR 2 = I1 to FL, DIFF = Difference To Personal Best Lap, P = Crossed Finish Line in Pit Lane, D = Time Disallowed

P9		7 J		Travis ROOKER		Kawasaki NINJA 400 - Swedish car connection	
IDEAL LAP TIME : 56.686		BEST LAP TIME : 56.946		DIFFERENCE : 0.260			
LAP	SECTOR 1	SECTOR 2	LAP TIME	MPH	DIFF	TIME OF DAY	
1 -		23.494	1:03.839	68.11	6.893	16:17:55.920	
2 -	34.444	23.433	57.877	75.13	0.931	16:18:53.797	
3 -	33.788	23.158	56.946 (1)	76.36		16:19:50.743	
4 -	33.912	23.463	57.375	75.79	0.429	16:20:48.118	
5 -	34.139	23.210	57.349	75.82	0.403	16:21:45.467	
6 -	34.042	23.106	57.148 (3)	76.09	0.202	16:22:42.615	
7 -	34.398	22.976	57.374	75.79	0.428	16:23:39.989	
8 -	33.710	23.264	56.974 (2)	76.32	0.028	16:24:36.963	
9 -	34.036	23.133	57.169	76.06	0.223	16:25:34.132	

P10		6 J		Kian BUSA		Kawasaki 400 NINJA - iActiveRC	
IDEAL LAP TIME : 56.458		BEST LAP TIME : 56.847		DIFFERENCE : 0.389			
LAP	SECTOR 1	SECTOR 2	LAP TIME	MPH	DIFF	TIME OF DAY	
1 -		23.659	1:05.011	66.88	8.164	16:17:57.092	
2 -	33.939	23.320	57.259	75.94	0.412	16:18:54.351	
3 -	34.046	22.801	56.847 (1)	76.49		16:19:51.198	
4 -	34.058	23.303	57.361	75.81	0.514	16:20:48.559	
5 -	33.706	23.366	57.072 (3)	76.19	0.225	16:21:45.631	
6 -	33.657	23.255	56.912 (2)	76.40	0.065	16:22:42.543	
7 -	33.925	23.462	57.387	75.77	0.540	16:23:39.930	
8 -	33.923	23.245	57.168	76.06	0.321	16:24:37.098	
9 -	34.405	23.149	57.554	75.55	0.707	16:25:34.652	

P11		17 S		Daryn BUSA		Kawasaki NINJA 400 - iActiveRC	
IDEAL LAP TIME : 56.998		BEST LAP TIME : 57.067		DIFFERENCE : 0.069			
LAP	SECTOR 1	SECTOR 2	LAP TIME	MPH	DIFF	TIME OF DAY	
1 -		23.642	1:05.444	66.44	8.377	16:17:57.525	
2 -	34.123	23.253	57.376	75.79	0.309	16:18:54.901	
3 -	34.004	23.082	57.086 (2)	76.17	0.019	16:19:51.987	
4 -	33.997	23.070	57.067 (1)	76.20		16:20:49.054	
5 -	34.344	24.284	58.628	74.17	1.561	16:21:47.682	
6 -	33.928	23.322	57.250	75.95	0.183	16:22:44.932	
7 -	33.982	23.202	57.184 (3)	76.04	0.117	16:23:42.116	
8 -	34.361	23.358	57.719	75.34	0.652	16:24:39.835	
9 -	34.029	23.494	57.523	75.59	0.456	16:25:37.358	

P12		43 S		Mark SWARBRICK		Kawasaki NINJA 400 -	
IDEAL LAP TIME : 57.023		BEST LAP TIME : 57.023		DIFFERENCE : 0.000			
LAP	SECTOR 1	SECTOR 2	LAP TIME	MPH	DIFF	TIME OF DAY	
1 -		23.547	1:05.087	66.81	8.064	16:17:57.168	
2 -	34.138	23.417	57.555	75.55	0.532	16:18:54.723	
3 -	33.880	23.143	57.023 (1)	76.26		16:19:51.746	
4 -	33.922	23.198	57.120 (2)	76.13	0.097	16:20:48.866	
5 -	34.245	23.177	57.422 (3)	75.73	0.399	16:21:46.288	
6 -	34.141	23.501	57.642	75.44	0.619	16:22:43.930	
7 -	34.644	23.551	58.195	74.72	1.172	16:23:42.125	
8 -	36.550	23.836	1:00.386	72.01	3.363	16:24:42.511	
9 -	34.970	24.102	59.072	73.61	2.049	16:25:41.583	

BMCRC - MRO Championships 2024 - Rnd 7 @ Brands Hatch Indy

ACU Team Green Junior Cup & Senior Ninja

RACE 15 - SECTOR ANALYSIS



SECTOR 1 = FL to I1, SECTOR 2 = I1 to FL, DIFF = Difference To Personal Best Lap, P = Crossed Finish Line in Pit Lane, D = Time Disallowed

P13 197 S		Reece GUYETT		Kawasaki NINJA 300 - Rose MOT Centre		
IDEAL LAP TIME : 58.411		BEST LAP TIME : 58.541		DIFFERENCE : 0.130		
LAP	SECTOR 1	SECTOR 2	LAP TIME	MPH	DIFF	TIME OF DAY
1 -		23.697	1:05.699	66.18	7.158	16:17:57.780
2 -	34.956	23.763	58.719	74.05	0.178	16:18:56.499
3 -	35.054	23.618	58.672 (3)	74.11	0.131	16:19:55.171
4 -	35.440	23.905	59.345	73.27	0.804	16:20:54.516
5 -	35.051	23.642	58.693	74.09	0.152	16:21:53.209
6 -	35.054	24.007	59.061	73.62	0.520	16:22:52.270
7 -	35.188	23.881	59.069	73.61	0.528	16:23:51.339
8 -	34.883	23.708	58.591 (2)	74.21	0.050	16:24:49.930
9 -	34.793	23.748	58.541 (1)	74.28		16:25:48.471

P14 46 J		Izzy CARTER		Kawasaki -		
IDEAL LAP TIME : 57.950		BEST LAP TIME : 57.984		DIFFERENCE : 0.034		
LAP	SECTOR 1	SECTOR 2	LAP TIME	MPH	DIFF	TIME OF DAY
1 -		24.244	1:06.718	65.17	8.734	16:17:58.799
2 -	35.504	24.031	59.535	73.04	1.551	16:18:58.334
3 -	34.894	23.842	58.736	74.03	0.752	16:19:57.070
4 -	35.585	23.891	59.476	73.11	1.492	16:20:56.546
5 -	34.724	23.900	58.624	74.17	0.640	16:21:55.170
6 -	34.802	23.773	58.575	74.23	0.591	16:22:53.745
7 -	34.701	23.710	58.411 (2)	74.44	0.427	16:23:52.156
8 -	34.374	23.610	57.984 (1)	74.99		16:24:50.140
9 -	34.902	23.576	58.478 (3)	74.36	0.494	16:25:48.618

P15 12 J		Kees RAMSEY		Kawasaki NINJA 400 -		
IDEAL LAP TIME : 57.846		BEST LAP TIME : 57.846		DIFFERENCE : 0.000		
LAP	SECTOR 1	SECTOR 2	LAP TIME	MPH	DIFF	TIME OF DAY
1 -		24.370	1:06.965	64.93	9.119	16:17:59.046
2 -	35.079	24.140	59.219	73.43	1.373	16:18:58.265
3 -	34.906	23.778	58.684	74.10	0.838	16:19:56.949
4 -	35.867	24.136	1:00.003	72.47	2.157	16:20:56.952
5 -	35.011	23.759	58.770	73.99	0.924	16:21:55.722
6 -	35.001	23.583	58.584 (3)	74.22	0.738	16:22:54.306
7 -	34.952	23.669	58.621	74.18	0.775	16:23:52.927
8 -	34.701	23.549	58.250 (2)	74.65	0.404	16:24:51.177
9 -	34.429	23.417	57.846 (1)	75.17		16:25:49.023

P16 33 J		Patrick KLINGE		Kawasaki NINJA 400 - Klingklong Racing		
IDEAL LAP TIME : 59.367		BEST LAP TIME : 59.453		DIFFERENCE : 0.086		
LAP	SECTOR 1	SECTOR 2	LAP TIME	MPH	DIFF	TIME OF DAY
1 -		24.743	1:08.434	63.54	8.981	16:18:00.515
2 -	36.329	24.161	1:00.490	71.88	1.037	16:19:01.005
3 -	35.525	23.991	59.516 (2)	73.06	0.063	16:20:00.521
4 -	35.611	23.842	59.453 (1)	73.14		16:20:59.974
5 -	35.578	23.962	59.540 (3)	73.03	0.087	16:21:59.514
6 -	35.876	24.259	1:00.135	72.31	0.682	16:22:59.649
7 -	35.720	24.164	59.884	72.61	0.431	16:23:59.533
8 -	35.912	24.126	1:00.038	72.43	0.585	16:24:59.571
9 -	35.767	24.127	59.894	72.60	0.441	16:25:59.465

BMCRC - MRO Championships 2024 - Rnd 7 @ Brands Hatch Indy

ACU Team Green Junior Cup & Senior Ninja

RACE 15 - SECTOR ANALYSIS



SECTOR 1 = FL to I1, SECTOR 2 = I1 to FL, DIFF = Difference To Personal Best Lap, P = Crossed Finish Line in Pit Lane, D = Time Disallowed

P17 58 J		Max RHODES		Kawasaki NINJA 400 -			
IDEAL LAP TIME : 59.202		BEST LAP TIME : 59.312		DIFFERENCE : 0.110			
LAP	SECTOR 1	SECTOR 2	LAP TIME	MPH	DIFF	TIME OF DAY	
1 -		24.891	1:09.338	62.71	10.026	16:18:01.419	
2 -	35.671	24.931	1:00.602	71.75	1.290	16:19:02.021	
3 -	35.486	24.448	59.934	72.55	0.622	16:20:01.955	
4 -	35.245	27.952	1:03.197	68.81	3.885	16:21:05.152	
5 -	35.584	24.649	1:00.233	72.19	0.921	16:22:05.385	
6 -	36.332	24.256	1:00.588	71.77	1.276	16:23:05.973	
7 -	35.293	24.262	59.555 (3)	73.01	0.243	16:24:05.528	
8 -	35.084	24.324	59.408 (2)	73.19	0.096	16:25:04.936	
9 -	35.194	24.118	59.312 (1)	73.31		16:26:04.248	

P18 54 S		Ben SCOTT		Kawasaki NINJA 250 - GI Landscapes VampTech			
IDEAL LAP TIME : 59.231		BEST LAP TIME : 59.589		DIFFERENCE : 0.358			
LAP	SECTOR 1	SECTOR 2	LAP TIME	MPH	DIFF	TIME OF DAY	
1 -		24.309	1:07.544	64.38	7.955	16:17:59.625	
2 -	35.527	24.062	59.589 (1)	72.97		16:18:59.214	
3 -	35.169	33.055	1:08.224	63.74	8.635	16:20:07.438	
4 -	36.735	24.661	1:01.396	70.82	1.807	16:21:08.834	
5 -	36.036	24.653	1:00.689	71.65	1.100	16:22:09.523	
6 -	35.872	24.549	1:00.421	71.97	0.832	16:23:09.944	
7 -	36.080	24.286	1:00.366 (3)	72.03	0.777	16:24:10.310	
8 -	35.785	24.298	1:00.083 (2)	72.37	0.494	16:25:10.393	
9 -	36.853	24.222	1:01.075	71.20	1.486	16:26:11.468	

P19 26 J		Brooke CHAMPION		Kawasaki 300 NINJA -			
IDEAL LAP TIME : 1:00.548		BEST LAP TIME : 1:00.690		DIFFERENCE : 0.142			
LAP	SECTOR 1	SECTOR 2	LAP TIME	MPH	DIFF	TIME OF DAY	
1 -		24.738	1:08.349	63.62	7.659	16:18:00.430	
2 -	36.450	24.410	1:00.860 (2)	71.45	0.170	16:19:01.290	
3 -	36.173	25.542	1:01.715	70.46	1.025	16:20:03.005	
4 -	36.395	24.676	1:01.071 (3)	71.20	0.381	16:21:04.076	
5 -	36.742	24.615	1:01.357	70.87	0.667	16:22:05.433	
6 -	36.315	24.375	1:00.690 (1)	71.65		16:23:06.123	
7 -	37.118	24.742	1:01.860	70.29	1.170	16:24:07.983	
8 -	37.215	24.674	1:01.889	70.26	1.199	16:25:09.872	
9 -	37.165	24.445	1:01.610	70.58	0.920	16:26:11.482	

P20 57 S		Richard BUCKHAM		Kawasaki NINJA 400 -			
IDEAL LAP TIME : 1:00.579		BEST LAP TIME : 1:00.691		DIFFERENCE : 0.112			
LAP	SECTOR 1	SECTOR 2	LAP TIME	MPH	DIFF	TIME OF DAY	
1 -		25.402	1:09.803	62.29	9.112	16:18:01.884	
2 -	36.409	24.320	1:00.729 (2)	71.60	0.038	16:19:02.613	
3 -	36.259	24.795	1:01.054	71.22	0.363	16:20:03.667	
4 -	36.445	25.376	1:01.821	70.34	1.130	16:21:05.488	
5 -	36.550	24.463	1:01.013 (3)	71.27	0.322	16:22:06.501	
6 -	36.567	24.632	1:01.199	71.05	0.508	16:23:07.700	
7 -	36.337	24.354	1:00.691 (1)	71.65		16:24:08.391	
8 -	37.187	24.788	1:01.975	70.16	1.284	16:25:10.366	
9 -	36.987	24.550	1:01.537	70.66	0.846	16:26:11.903	

BMCRC - MRO Championships 2024 - Rnd 7 @ Brands Hatch Indy

ACU Team Green Junior Cup & Senior Ninja

RACE 15 - SECTOR ANALYSIS



SECTOR 1 = FL to I1, SECTOR 2 = I1 to FL, DIFF = Difference To Personal Best Lap, P = Crossed Finish Line in Pit Lane, D = Time Disallowed

P21		4 S		Nigel FRANKLIN		Kawasaki NINJA - Nigel Franklin	
IDEAL LAP TIME : 1:01.128		BEST LAP TIME : 1:01.128		DIFFERENCE : 0.000			
LAP	SECTOR 1	SECTOR 2	LAP TIME	MPH	DIFF	TIME OF DAY	
1 -		25.082	1:10.640	61.55	9.512	16:18:02.721	
2 -	37.026	25.210	1:02.236	69.87	1.108	16:19:04.957	
3 -	37.554	25.192	1:02.746	69.30	1.618	16:20:07.703	
4 -	37.286	24.841	1:02.127	69.99	0.999	16:21:09.830	
5 -	37.329	25.078	1:02.407	69.68	1.279	16:22:12.237	
6 -	36.871	24.985	1:01.856 (3)	70.30	0.728	16:23:14.093	
7 -	36.532	24.596	1:01.128 (1)	71.13		16:24:15.221	
8 -	37.111	24.929	1:02.040	70.09	0.912	16:25:17.261	
9 -	36.982	24.777	1:01.759 (2)	70.41	0.631	16:26:19.020	

P22		73 S		Jemma GRAYSON		Kawasaki NINJA 300 -	
IDEAL LAP TIME : 1:02.635		BEST LAP TIME : 1:02.854		DIFFERENCE : 0.219			
LAP	SECTOR 1	SECTOR 2	LAP TIME	MPH	DIFF	TIME OF DAY	
1 -		25.796	1:12.523	59.96	9.669	16:18:04.604	
2 -	37.584	25.621	1:03.205 (2)	68.80	0.351	16:19:07.809	
3 -	38.535	25.743	1:04.278	67.65	1.424	16:20:12.087	
4 -	37.214	27.909	1:05.123	66.77	2.269	16:21:17.210	
5 -	38.667	25.868	1:04.535	67.38	1.681	16:22:21.745	
6 -	38.164	25.421	1:03.585 (3)	68.39	0.731	16:23:25.330	
7 -	37.430	25.424	1:02.854 (1)	69.18		16:24:28.184	
8 -	37.764	25.952	1:03.716	68.24	0.862	16:25:31.900	

P23		8 J		Blake WILSON		Kawasaki NINJA 300 - BSL home improvements	
IDEAL LAP TIME : 55.401		BEST LAP TIME : 55.401		DIFFERENCE : 0.000			
LAP	SECTOR 1	SECTOR 2	LAP TIME	MPH	DIFF	TIME OF DAY	
1 -		23.283	1:02.938	69.09	7.537	16:17:55.019	
2 -	33.262	22.897	56.159	77.43	0.758	16:18:51.178	
3 -	33.077	23.000	56.077 (3)	77.54	0.676	16:19:47.255	
4 -	33.106	22.695	55.801 (2)	77.93	0.400	16:20:43.056	
5 -	32.850	22.551	55.401 (1)	78.49		16:21:38.457	

P24		2 J		Kade WATT		Kawasaki NINJA 400 - 3D Racing	
IDEAL LAP TIME : 57.697		BEST LAP TIME : 1:05.709		DIFFERENCE : 8.012			
LAP	SECTOR 1	SECTOR 2	LAP TIME	MPH	DIFF	TIME OF DAY	
1 -		23.409	1:04.259	67.67		16:17:56.340	
2 -	34.288	31.421	1:05.709 (1)	66.17		16:19:02.049	

BMCRC - MRO Championships 2024 - Rnd 7 @ Brands Hatch Indy

ACU Team Green Junior Cup & Senior Ninja

RACE 15 - BEST SECTORS

SECTOR 1				SECTOR 2				IDEAL / BEST COMPARISON				
POS	NO	NAME	TIME	NO	NAME	TIME	POS	NO	NAME	IDEAL	BEST	DIFF
									PERFECT LAP	55.228		
1	8	WILSON	32.850	27	BROWN	22.378	1	8	WILSON	55.401	55.401	0.000
2	3	McCARTNEY	32.942	9	PERRY	22.509	2	9	PERRY	55.623	56.160	0.537
3	1	ATKINSON	33.006	8	WILSON	22.551	3	3	McCARTNEY	55.701	55.744	0.043
4	9	PERRY	33.114	1	ATKINSON	22.703	4	1	ATKINSON	55.709	55.976	0.267
5	65	RHODES	33.213	81	SIMS	22.751	5	27	BROWN	55.849	55.849	0.000
6	27	BROWN	33.471	3	McCARTNEY	22.759	6	65	RHODES	56.039	56.039	0.000
7	81	SIMS	33.566	6	BUSA	22.801	7	81	SIMS	56.317	56.610	0.293
8	76	WILKINSON	33.618	65	RHODES	22.826	8	6	BUSA	56.458	56.847	0.389
9	6	BUSA	33.657	45	MACKENZIE	22.860	9	45	MACKENZIE	56.538	56.581	0.043
10	45	MACKENZIE	33.678	7	ROOKER	22.976	10	7	ROOKER	56.686	56.946	0.260
11	7	ROOKER	33.710	17	BUSA	23.070	11	76	WILKINSON	56.741	56.930	0.189
12	43	SWARBRICK	33.880	76	WILKINSON	23.123	12	17	BUSA	56.998	57.067	0.069
13	17	BUSA	33.928	43	SWARBRICK	23.143	13	43	SWARBRICK	57.023	57.023	0.000
14	2	WATT	34.288	2	WATT	23.409	14	2	WATT	57.697	1:05.709	8.012
15	46	CARTER	34.374	12	RAMSEY	23.417	15	12	RAMSEY	57.846	57.846	0.000
16	12	RAMSEY	34.429	46	CARTER	23.576	16	46	CARTER	57.950	57.984	0.034
17	197	GUYETT	34.793	197	GUYETT	23.618	17	197	GUYETT	58.411	58.541	0.130
18	58	RHODES	35.084	33	KLINGE	23.842	18	58	RHODES	59.202	59.312	0.110
19	54	SCOTT	35.169	54	SCOTT	24.062	19	54	SCOTT	59.231	59.589	0.358
20	33	KLINGE	35.525	58	RHODES	24.118	20	33	KLINGE	59.367	59.453	0.086
21	26	CHAMPION	36.173	57	BUCKHAM	24.320	21	26	CHAMPION	1:00.548	1:00.690	0.142
22	57	BUCKHAM	36.259	26	CHAMPION	24.375	22	57	BUCKHAM	1:00.579	1:00.691	0.112
23	4	FRANKLIN	36.532	4	FRANKLIN	24.596	23	4	FRANKLIN	1:01.128	1:01.128	0.000
24	73	GRAYSON	37.214	73	GRAYSON	25.421	24	73	GRAYSON	1:02.635	1:02.854	0.219

BMCRC - MRO Championships 2024 - Rnd 7 @ Brands Hatch Indy

ACU Team Green Junior Cup & Senior Ninja

RACE 15 - STATISTICS

Competitors Started	24
Planned Start	2024-09-21 @ 15:15:00.000
Actual Start	2024-09-21 @ 16:16:52.080
Finish Time	2024-09-21 @ 16:25:23.414
Track Length	1.2079mi.
Total Laps	204
Total Distance Covered	246.4209mi.

Session Fastest Lap History

NO	CL	NAME	LAP TIME	TIME OF DAY	LAP	VEHICLE
3	J	Henry McCARTNEY	56.215	16:18:50.636	2	Kawasaki NINJA
8	J	Blake WILSON	56.159	16:18:51.178	2	Kawasaki NINJA 300
3	J	Henry McCARTNEY	55.908	16:19:46.544	3	Kawasaki NINJA
3	J	Henry McCARTNEY	55.866	16:20:42.410	4	Kawasaki NINJA
8	J	Blake WILSON	55.801	16:20:43.056	4	Kawasaki NINJA 300
3	J	Henry McCARTNEY	55.765	16:21:38.175	5	Kawasaki NINJA
8	J	Blake WILSON	55.401	16:21:38.457	5	Kawasaki NINJA 300

Session Leader History

NO	CL	NAME	FROM LAP	LAPS LED	DISTANCE	VEHICLE
3	J	Henry McCARTNEY	1	9	10.87 miles	Kawasaki NINJA

Flag History

TYPE	TIME OF DAY
GREEN	16:16:52.080
FINISH	16:25:23.414

Flag Statistics

TYPE	COUNT	TOTAL LAPS	TOTAL TIME
Green	1	9	10:21.364
Red	0	0	0.000
Safety Car	0	0	0.000
FCY	0	0	0.000

BMCRC - MRO Championships 2024 - Rnd 7 @ Brands Hatch Indy

ACU Team Green Junior Cup & Senior Ninja

RACE 15 - STATISTICS

CLASS : J

15 Starters

Fastest Lap History

NO	NAME	LAP TIME	TIME OF DAY	LAP	VEHICLE
3	Henry McCARTNEY	56.215	16:18:50.636	2	Kawasaki NINJA
8	Blake WILSON	56.159	16:18:51.178	2	Kawasaki NINJA 300
3	Henry McCARTNEY	55.908	16:19:46.544	3	Kawasaki NINJA
3	Henry McCARTNEY	55.866	16:20:42.410	4	Kawasaki NINJA
8	Blake WILSON	55.801	16:20:43.056	4	Kawasaki NINJA 300
3	Henry McCARTNEY	55.765	16:21:38.175	5	Kawasaki NINJA
8	Blake WILSON	55.401	16:21:38.457	5	Kawasaki NINJA 300

Leader History

NO	NAME	FROM LAP	LAPS LED	DISTANCE	VEHICLE
3	Henry McCARTNEY	1	9	10.87 miles	Kawasaki NINJA

BMCRC - MRO Championships 2024 - Rnd 7 @ Brands Hatch Indy

ACU Team Green Junior Cup & Senior Ninja

RACE 15 - STATISTICS

CLASS : S

9 Starters

Fastest Lap History

NO	NAME	LAP TIME	TIME OF DAY	LAP	VEHICLE
27	Ben BROWN	57.471	16:18:53.309	2	Kawasaki NINJA 400
1	Phil ATKINSON	57.214	16:18:53.769	2	Kawasaki NINJA 400
27	Ben BROWN	56.984	16:19:50.293	3	Kawasaki NINJA 400
1	Phil ATKINSON	56.574	16:19:50.343	3	Kawasaki NINJA 400
1	Phil ATKINSON	56.318	16:20:46.661	4	Kawasaki NINJA 400
1	Phil ATKINSON	55.976	16:21:42.637	5	Kawasaki NINJA 400
27	Ben BROWN	55.849	16:24:32.394	8	Kawasaki NINJA 400

Leader History

NO	NAME	FROM LAP	LAPS LED	DISTANCE	VEHICLE
27	Ben BROWN	1	3	3.62 miles	Kawasaki NINJA 400
1	Phil ATKINSON	4	6	7.24 miles	Kawasaki NINJA 400



BMCRC - MRO Championships 2024 - Rnd 7 @ Brands Hatch Indy

BMZRC 250 MZ

RACE 15A - CLASSIFICATION

Race Distance: 9 Laps / 10.87 miles

POS	NO	CL	PIC	NAME	ENTRY	LAPS	TIME	GAP	DIFF	MPH	BEST	ON	GRD	↑↓
1	565	MZ	1	Louis KERSHAW	MZ 250 - Team Lucky Streetsy/Walkers Campers	9	8:52.659			73.47	57.379	8	4	3
2	85	MZ	2	Andrew WALES	MZ ETZ 250 - Show Control International	9	8:52.770	0.111	0.111	73.46	57.206	9	2	0
3	69	MZ	3	Alexander MANN	MZ TS 250 - HS Racing	9	8:54.010	1.351	1.240	73.28	57.754	9	3	0
4	96	MZ	4	Chris KENT	MZ TS 250 -	9	8:54.096	1.437	0.086	73.27	57.887	9	1	-3
5	75	MZ	5	Peter WOODALL	MZ ETZ 250 - Online Lubricants	9	8:55.390	2.731	1.294	73.10	58.127	8	5	0
6	181	MZ_R	1	Declan RYAN	MZ 250 - N/A	9	8:57.662	5.003	2.272	72.79	58.112	4	8	2
7	37	MZ_R	2	Harry LAMACRAFT	MZ ETZ 250 - All Flower No Power	9	9:00.599	7.940	2.937	72.39	58.624	4	7	0
8	13	MZ	6	Gordon RYAN	MZ 250 - Prism Work Psychology	9	9:07.768	15.109	7.169	71.44	59.313	2	10	2
9	11	MZ	7	Carl CRIPPS	MZ ETZ250 - MIS UK LTD	9	9:18.437	25.778	10.669	70.08	59.268	3	6	-3
10	41	MZ	8	Gary WILLIAMS	MZ ETZ 250 -	9	9:21.851	29.192	3.414	69.65	1:01.098	5	13	3
11	32	MZ	9	John ASHMEAD	MZ 250 -	9	9:21.930	29.271	0.079	69.64	1:01.375	2	11	0
12	102	MZ_R	3	Caleb WRIGHT	MZ 250 ETZ - Clover Investments	9	9:23.733	31.074	1.803	69.42	1:00.920	2	14	2
13	56	MZ	10	Russell TURNER	MZ 250 - TT Racing	9	9:32.707	40.048	8.974	68.33	1:01.937	9	12	-1
14	166	MZ	11	Graeme LEWIS	MZ 250 - Morris Racing Lubricants #MRL	9	9:33.174	40.515	0.467	68.28	1:01.766	7	15	1
15	38	MZ	12	Chris PETTET	MZ ETZ250 -	9	9:51.380	58.721	18.206	66.17	1:03.813	8	17	2
16	52	MZ	13	Tony PARKER	MZ 250 - Cancer research uk	8	8:47.621	1 Lap	1 Lap	65.93	1:03.654	8	16	0

FASTEST LAP

85	MZ	Andrew WALES	MZ ETZ 250 - Show Control International	9	57.206	76.01 mph	122.33 kph
181	MZ_R	Declan RYAN	MZ 250 - N/A	4	58.112	74.83 mph	120.42 kph

Comments:

Class MZ - 92.5% of Race Speed = 67.95 mph

Class MZ_R - 92.5% of Race Speed = 67.33 mph

Weather / Track : Sunny / Dry

These results are provisional until the conclusion of any judicial and technical matters.

Date: 21/09/2024 Start: 16:30 Finish: 16:39

Brands Hatch Indy: 1.2079 miles

Clerk Of Course:

Stewards:

Timekeeper: Richard Evans



Results can be found at www.tsl-timing.com

Printed - 16:41 Saturday, 21 September 2024





BMCRC - MRO Championships 2024 - Rnd 7 @ Brands Hatch Indy

BMZRC 250 MZ

2024 GAVIN SHERWOOD TROPHY

POS	NO	CL	PIC	NAME	ENTRY	TOTAL		RACE 1		RACE 2	
						LAPS	TIME	LAPS	TIME	LAPS	TIME
1	85	MZ	1	Andrew WALES	MZ ETZ 250 - Show Control International	18	17:40.567	9	8:47.796	9	8:52.770
2	565	MZ	2	Louis KERSHAW	MZ 250 - Team Lucky Streetsy/Walkers Campers	18	17:40.911	9	8:48.251	9	8:52.659
3	69	MZ	3	Alexander MANN	MZ TS 250 - HS Racing	18	17:43.131	9	8:49.120	9	8:54.010
4	75	MZ	4	Peter WOODALL	MZ ETZ 250 - Online Lubricants	18	17:45.142	9	8:49.751	9	8:55.390
5	96	MZ	5	Chris KENT	MZ TS 250 -	18	17:45.312	9	8:51.215	9	8:54.096
6	181	MZ_R	1	Declan RYAN	MZ 250 - N/A	18	17:59.153	9	9:01.490	9	8:57.662
7	37	MZ_R	2	Harry LAMACRAFT	MZ ETZ 250 - All Flower No Power	18	18:02.168	9	9:01.568	9	9:00.599
8	13	MZ	6	Gordon RYAN	MZ 250 - Prism Work Psychology	18	18:14.939	9	9:07.170	9	9:07.768
9	32	MZ	7	John ASHMEAD	MZ 250 -	18	18:40.909	9	9:18.978	9	9:21.930
10	41	MZ	8	Gary WILLIAMS	MZ ETZ 250 -	18	18:43.688	9	9:21.836	9	9:21.851
11	56	MZ	9	Russell TURNER	MZ 250 - TT Racing	18	18:54.657	9	9:21.949	9	9:32.707
12	102	MZ_R	3	Caleb WRIGHT	MZ 250 ETZ - Clover Investments	18	18:59.503	9	9:35.769	9	9:23.733
13	166	MZ	10	Graeme LEWIS	MZ 250 - Morris Racing Lubricants #MRL	18	19:12.980	9	9:39.805	9	9:33.174
14	52	MZ	11	Tony PARKER	MZ 250 - Cancer research uk	17	18:37.320	9	9:49.698	8	8:47.621
15	11	MZ	12	Carl CRIPPS	MZ ETZ250 - MIS UK LTD	16	16:21.149	7	7:02.711	9	9:18.437
16	95	MZ	13	Christopher ROGERS	MZ ETZ 250 - CB Racing	9	9:01.744	9	9:01.744	0	
17	38	MZ	14	Chris PETTET	MZ ETZ250 -	9	9:51.380	0		9	9:51.380

Weather / Track : Sunny / Dry

These results are provisional until the conclusion of any judicial and technical matters.

Brands Hatch Indy: 1.2079 miles

Clerk Of Course:

Stewards:

Timekeeper: Richard Evans



Results can be found at www.tsl-timing.com

Printed - 16:45 Saturday, 21 September 2024



BMCRC - MRO Championships 2024 - Rnd 7 @ Brands Hatch Indy

BMZRC 250 MZ

RACE 15A - LAP CHART

LAP 1 @ 16:31:22.829

NO	BEHIND	LAP TIME
75		1:05.347
96	0.086	1:05.433
85	0.099	1:05.446
565	0.860	1:06.207
37	1.011	1:06.358
181	1.459	1:06.806
69	1.498	1:06.845
11	2.104	1:07.451
13	2.237	1:07.584
41	3.313	1:08.660
32	3.959	1:09.306
56	5.322	1:10.669
102	5.383	1:10.730
166	6.299	1:11.646
52	7.912	1:13.259
38	9.216	1:14.563

LAP 2 @ 16:32:22.168

NO	BEHIND	LAP TIME
85		59.240
75	0.037	59.376
565	0.588	59.067
96	0.588	59.841
37	0.658	58.986
69	0.802	58.643
181	1.295	59.175
11	2.084	59.319
13	2.211	59.313
41	5.974	1:02.000
32	5.995	1:01.375
102	6.964	1:00.920
56	8.243	1:02.260
166	8.751	1:01.791
52	13.697	1:05.124
38	14.650	1:04.773

LAP 3 @ 16:33:21.107

NO	BEHIND	LAP TIME
85		58.939
75	0.011	58.913
96	0.062	58.413
565	0.250	58.601
69	0.878	59.015
181	1.566	59.210
37	1.819	1:00.100
11	2.413	59.268
13	2.676	59.404
32	8.645	1:01.589
41	8.965	1:01.930
102	9.096	1:01.071
56	12.299	1:02.995
166	12.946	1:03.134
52	20.404	1:05.646
38	21.069	1:05.358

LAP 4 @ 16:34:19.851

NO	BEHIND	LAP TIME
85		58.744
96	0.127	58.809
75	0.324	59.057
565	0.673	59.167

69	0.898	58.764
181	0.934	58.112
37	1.699	58.624
11	3.537	59.868
13	3.991	1:00.059
32	11.382	1:01.481
41	12.820	1:02.599
102	13.146	1:02.794
56	15.563	1:02.008
166	16.056	1:01.854
52	27.400	1:05.740
38	27.539	1:05.214

LAP 5 @ 16:35:18.263

NO	BEHIND	LAP TIME
85		58.412
96	0.024	58.309
75	0.183	58.271
565	0.302	58.041
69	0.431	57.945
181	1.342	58.820
37	2.164	58.877
11	6.781	1:01.656
13	6.841	1:01.262
32	14.356	1:01.386
41	15.506	1:01.098
102	15.767	1:01.033
166	19.928	1:02.284
56	19.967	1:02.816
38	34.711	1:05.584
52	35.292	1:06.304

LAP 6 @ 16:36:16.877

NO	BEHIND	LAP TIME
96		58.590
85	0.042	58.656
565	0.114	58.426
75	0.491	58.922
69	0.527	58.710
181	1.473	58.745
37	2.605	59.055
13	8.406	1:00.179
11	10.954	1:02.787
32	17.172	1:01.430
41	18.134	1:01.242
102	19.321	1:02.168
166	23.751	1:02.437
56	23.798	1:02.445
38	39.934	1:03.837
52	40.832	1:04.154

LAP 7 @ 16:37:15.160

NO	BEHIND	LAP TIME
96		58.283
85	0.007	58.248
565	0.071	58.240
69	0.500	58.256
75	1.045	58.837
181	2.056	58.866
37	3.590	59.268
13	10.496	1:00.373
11	15.261	1:02.590
32	20.695	1:01.806
41	21.134	1:01.283

102	22.717	1:01.679
166	27.234	1:01.766
56	27.544	1:02.029
38	45.532	1:03.881
52	46.289	1:03.740

LAP 8 @ 16:38:12.610

NO	BEHIND	LAP TIME
565		57.379
85	0.436	57.879
96	1.081	58.531
69	1.128	58.078
75	1.722	58.127
181	3.065	58.459
37	5.543	59.403
13	13.014	59.968
11	20.857	1:03.046
32	24.883	1:01.638
41	24.940	1:01.256
102	27.167	1:01.900
166	35.025	1:05.241
56	35.642	1:05.548
38	51.895	1:03.813
52	52.493	1:03.654

LAP 9 @ 16:39:10.141

NO	BEHIND	LAP TIME
565		57.531
85	0.111	57.206
69	1.351	57.754
96	1.437	57.887
75	2.731	58.540
181	5.003	59.469
37	7.940	59.928
13	15.109	59.626
11	25.778	1:02.452
41	29.192	1:01.783
32	29.271	1:01.919
102	31.074	1:01.438
56	40.048	1:01.937
166	40.515	1:03.021
38	58.721	1:04.357

BMCRC - MRO Championships 2024 - Rnd 7 @ Brands Hatch Indy

BMZRC 250 MZ

RACE 15A - POSITION CHART

No	Name	Lap									
		Pos	1	2	3	4	5	6	7	8	9
96	KENT	1	75	85	85	85	85	96	96	565	565
85	WALES	2	96	75	75	96	96	85	85	85	85
69	MANN	3	85	565	96	75	75	565	565	96	69
565	KERSHAW	4	565	96	565	565	565	75	69	69	96
75	WOODALL	5	37	37	69	69	69	69	75	75	75
11	CRIPPS	6	181	69	181	181	181	181	181	181	181
37	LAMACRAFT	7	69	181	37	37	37	37	37	37	37
181	RYAN	8	11	11	11	11	11	13	13	13	13
13	RYAN	9	13	13	13	13	13	11	11	11	11
32	ASHMEAD	10	41	41	32	32	32	32	32	32	41
56	TURNER	11	32	32	41	41	41	41	41	41	32
41	WILLIAMS	12	56	102	102	102	102	102	102	102	102
102	WRIGHT	13	102	56	56	56	166	166	166	166	56
166	LEWIS	14	166	166	166	166	56	56	56	56	166
52	PARKER	15	52	52	52	52	38	38	38	38	38
38	PETTET	16	38	38	38	38	52	52	52	52	

BMCRC - MRO Championships 2024 - Rnd 7 @ Brands Hatch Indy

BMZRC 250 MZ

RACE 15A - SECTOR ANALYSIS



SECTOR 1 = FL to I1, SECTOR 2 = I1 to FL, DIFF = Difference To Personal Best Lap, P = Crossed Finish Line in Pit Lane, D = Time Disallowed

P1 565 MZ		Louis KERSHAW		MZ 250 - Team Lucky Streetsy/Walkers Campers		
IDEAL LAP TIME : 57.379		BEST LAP TIME : 57.379		DIFFERENCE : 0.000		
LAP	SECTOR 1	SECTOR 2	LAP TIME	MPH	DIFF	TIME OF DAY
1 -		23.965	1:06.207	65.68	8.828	16:31:23.689
2 -	34.750	24.317	59.067	73.62	1.688	16:32:22.756
3 -	35.149	23.452	58.601	74.20	1.222	16:33:21.357
4 -	35.187	23.980	59.167	73.49	1.788	16:34:20.524
5 -	34.485	23.556	58.041 (3)	74.92	0.662	16:35:18.565
6 -	34.488	23.938	58.426	74.42	1.047	16:36:16.991
7 -	34.637	23.603	58.240	74.66	0.861	16:37:15.231
8 -	34.116	23.263	57.379 (1)	75.78		16:38:12.610
9 -	34.118	23.413	57.531 (2)	75.58	0.152	16:39:10.141

P2 85 MZ		Andrew WALES		MZ ETZ 250 - Show Control International		
IDEAL LAP TIME : 57.206		BEST LAP TIME : 57.206		DIFFERENCE : 0.000		
LAP	SECTOR 1	SECTOR 2	LAP TIME	MPH	DIFF	TIME OF DAY
1 -		23.832	1:05.446	66.44	8.240	16:31:22.928
2 -	35.330	23.910	59.240	73.40	2.034	16:32:22.168
3 -	35.251	23.688	58.939	73.78	1.733	16:33:21.107
4 -	34.910	23.834	58.744	74.02	1.538	16:34:19.851
5 -	34.610	23.802	58.412	74.44	1.206	16:35:18.263
6 -	34.722	23.934	58.656	74.13	1.450	16:36:16.919
7 -	34.432	23.816	58.248 (3)	74.65	1.042	16:37:15.167
8 -	34.521	23.358	57.879 (2)	75.13	0.673	16:38:13.046
9 -	34.025	23.181	57.206 (1)	76.01		16:39:10.252

P3 69 MZ		Alexander MANN		MZ TS 250 - HS Racing		
IDEAL LAP TIME : 57.709		BEST LAP TIME : 57.754		DIFFERENCE : 0.045		
LAP	SECTOR 1	SECTOR 2	LAP TIME	MPH	DIFF	TIME OF DAY
1 -		23.951	1:06.845	65.05	9.091	16:31:24.327
2 -	35.002	23.641	58.643	74.15	0.889	16:32:22.970
3 -	35.444	23.571	59.015	73.68	1.261	16:33:21.985
4 -	34.658	24.106	58.764	74.00	1.010	16:34:20.749
5 -	34.623	23.322	57.945 (2)	75.04	0.191	16:35:18.694
6 -	34.911	23.799	58.710	74.06	0.956	16:36:17.404
7 -	34.583	23.673	58.256	74.64	0.502	16:37:15.660
8 -	34.714	23.364	58.078 (3)	74.87	0.324	16:38:13.738
9 -	34.628	23.126	57.754 (1)	75.29		16:39:11.492

P4 96 MZ		Chris KENT		MZ TS 250 -		
IDEAL LAP TIME : 57.725		BEST LAP TIME : 57.887		DIFFERENCE : 0.162		
LAP	SECTOR 1	SECTOR 2	LAP TIME	MPH	DIFF	TIME OF DAY
1 -		24.095	1:05.433	66.45	7.546	16:31:22.915
2 -	35.514	24.327	59.841	72.66	1.954	16:32:22.756
3 -	34.948	23.465	58.413	74.44	0.526	16:33:21.169
4 -	34.822	23.987	58.809	73.94	0.922	16:34:19.978
5 -	34.741	23.568	58.309 (3)	74.57	0.422	16:35:18.287
6 -	34.720	23.870	58.590	74.22	0.703	16:36:16.877
7 -	34.715	23.568	58.283 (2)	74.61	0.396	16:37:15.160
8 -	34.886	23.645	58.531	74.29	0.644	16:38:13.691
9 -	34.260	23.627	57.887 (1)	75.12		16:39:11.578

BMCRC - MRO Championships 2024 - Rnd 7 @ Brands Hatch Indy

BMZRC 250 MZ

RACE 15A - SECTOR ANALYSIS



SECTOR 1 = FL to I1, SECTOR 2 = I1 to FL, DIFF = Difference To Personal Best Lap, P = Crossed Finish Line in Pit Lane, D = Time Disallowed

P5 75 MZ Peter WOODALL			MZ ETZ 250 - Online Lubricants			
IDEAL LAP TIME : 58.096		BEST LAP TIME : 58.127		DIFFERENCE : 0.031		
LAP	SECTOR 1	SECTOR 2	LAP TIME	MPH	DIFF	TIME OF DAY
1 -		23.817	1:05.347	66.54	7.220	16:31:22.829
2 -	35.447	23.929	59.376	73.23	1.249	16:32:22.205
3 -	35.095	23.818	58.913	73.81	0.786	16:33:21.118
4 -	35.194	23.863	59.057	73.63	0.930	16:34:20.175
5 -	34.733	23.538	58.271 (2)	74.62	0.144	16:35:18.446
6 -	35.118	23.804	58.922	73.80	0.795	16:36:17.368
7 -	35.070	23.767	58.837	73.90	0.710	16:37:16.205
8 -	34.598	23.529	58.127 (1)	74.81		16:38:14.332
9 -	34.567	23.973	58.540 (3)	74.28	0.413	16:39:12.872

P6 181 MZ_R Declan RYAN			MZ 250 - N/A			
IDEAL LAP TIME : 58.112		BEST LAP TIME : 58.112		DIFFERENCE : 0.000		
LAP	SECTOR 1	SECTOR 2	LAP TIME	MPH	DIFF	TIME OF DAY
1 -		24.038	1:06.806	65.09	8.694	16:31:24.288
2 -	35.180	23.995	59.175	73.48	1.063	16:32:23.463
3 -	35.144	24.066	59.210	73.44	1.098	16:33:22.673
4 -	34.394	23.718	58.112 (1)	74.83		16:34:20.785
5 -	34.828	23.992	58.820	73.93	0.708	16:35:19.605
6 -	34.908	23.837	58.745 (3)	74.02	0.633	16:36:18.350
7 -	34.833	24.033	58.866	73.87	0.754	16:37:17.216
8 -	34.690	23.769	58.459 (2)	74.38	0.347	16:38:15.675
9 -	35.151	24.318	59.469	73.12	1.357	16:39:15.144

P7 37 MZ_R Harry LAMACRAFT			MZ ETZ 250 - All Flower No Power			
IDEAL LAP TIME : 58.441		BEST LAP TIME : 58.624		DIFFERENCE : 0.183		
LAP	SECTOR 1	SECTOR 2	LAP TIME	MPH	DIFF	TIME OF DAY
1 -		24.178	1:06.358	65.53	7.734	16:31:23.840
2 -	35.244	23.742	58.986 (3)	73.72	0.362	16:32:22.826
3 -	35.747	24.353	1:00.100	72.35	1.476	16:33:22.926
4 -	34.699	23.925	58.624 (1)	74.17		16:34:21.550
5 -	34.893	23.984	58.877 (2)	73.85	0.253	16:35:20.427
6 -	34.890	24.165	59.055	73.63	0.431	16:36:19.482
7 -	35.065	24.203	59.268	73.37	0.644	16:37:18.750
8 -	35.254	24.149	59.403	73.20	0.779	16:38:18.153
9 -	35.192	24.736	59.928	72.56	1.304	16:39:18.081

P8 13 MZ Gordon RYAN			MZ 250 - Prism Work Psychology			
IDEAL LAP TIME : 59.313		BEST LAP TIME : 59.313		DIFFERENCE : 0.000		
LAP	SECTOR 1	SECTOR 2	LAP TIME	MPH	DIFF	TIME OF DAY
1 -		24.057	1:07.584	64.34	8.271	16:31:25.066
2 -	35.409	23.904	59.313 (1)	73.31		16:32:24.379
3 -	35.459	23.945	59.404 (2)	73.20	0.091	16:33:23.783
4 -	35.737	24.322	1:00.059	72.40	0.746	16:34:23.842
5 -	36.305	24.957	1:01.262	70.98	1.949	16:35:25.104
6 -	35.851	24.328	1:00.179	72.26	0.866	16:36:25.283
7 -	35.877	24.496	1:00.373	72.02	1.060	16:37:25.656
8 -	35.641	24.327	59.968	72.51	0.655	16:38:25.624
9 -	35.449	24.177	59.626 (3)	72.93	0.313	16:39:25.250

BMCRC - MRO Championships 2024 - Rnd 7 @ Brands Hatch Indy

BMZRC 250 MZ

RACE 15A - SECTOR ANALYSIS



SECTOR 1 = FL to I1, SECTOR 2 = I1 to FL, DIFF = Difference To Personal Best Lap, P = Crossed Finish Line in Pit Lane, D = Time Disallowed

P9 11 MZ Carl CRIPPS		MZ ETZ250 - MIS UK LTD				
IDEAL LAP TIME : 58.908		BEST LAP TIME : 59.268		DIFFERENCE : 0.360		
LAP	SECTOR 1	SECTOR 2	LAP TIME	MPH	DIFF	TIME OF DAY
1 -		24.286	1:07.451	64.46	8.183	16:31:24.933
2 -	34.873	24.446	59.319 (2)	73.30	0.051	16:32:24.252
3 -	35.233	24.035	59.268 (1)	73.37		16:33:23.520
4 -	35.312	24.556	59.868 (3)	72.63	0.600	16:34:23.388
5 -	36.688	24.968	1:01.656	70.53	2.388	16:35:25.044
6 -	37.129	25.658	1:02.787	69.25	3.519	16:36:27.831
7 -	36.956	25.634	1:02.590	69.47	3.322	16:37:30.421
8 -	37.808	25.238	1:03.046	68.97	3.778	16:38:33.467
9 -	37.119	25.333	1:02.452	69.63	3.184	16:39:35.919

P10 41 MZ Gary WILLIAMS		MZ ETZ 250 -				
IDEAL LAP TIME : 1:00.768		BEST LAP TIME : 1:01.098		DIFFERENCE : 0.330		
LAP	SECTOR 1	SECTOR 2	LAP TIME	MPH	DIFF	TIME OF DAY
1 -		24.803	1:08.660	63.33	7.562	16:31:26.142
2 -	36.908	25.092	1:02.000	70.13	0.902	16:32:28.142
3 -	36.926	25.004	1:01.930	70.21	0.832	16:33:30.072
4 -	37.474	25.125	1:02.599	69.46	1.501	16:34:32.671
5 -	36.461	24.637	1:01.098 (1)	71.17		16:35:33.769
6 -	36.577	24.665	1:01.242 (2)	71.00	0.144	16:36:35.011
7 -	36.553	24.730	1:01.283	70.95	0.185	16:37:36.294
8 -	36.285	24.971	1:01.256 (3)	70.99	0.158	16:38:37.550
9 -	37.300	24.483	1:01.783	70.38	0.685	16:39:39.333

P11 32 MZ John ASHMEAD		MZ 250 -				
IDEAL LAP TIME : 1:01.049		BEST LAP TIME : 1:01.375		DIFFERENCE : 0.326		
LAP	SECTOR 1	SECTOR 2	LAP TIME	MPH	DIFF	TIME OF DAY
1 -		25.009	1:09.306	62.74	7.931	16:31:26.788
2 -	36.466	24.909	1:01.375 (1)	70.85		16:32:28.163
3 -	36.557	25.032	1:01.589	70.60	0.214	16:33:29.752
4 -	36.323	25.158	1:01.481	70.73	0.106	16:34:31.233
5 -	36.140	25.246	1:01.386 (2)	70.84	0.011	16:35:32.619
6 -	36.329	25.101	1:01.430 (3)	70.78	0.055	16:36:34.049
7 -	36.691	25.115	1:01.806	70.35	0.431	16:37:35.855
8 -	36.497	25.141	1:01.638	70.55	0.263	16:38:37.493
9 -	36.871	25.048	1:01.919	70.23	0.544	16:39:39.412

P12 102 MZ_R Caleb WRIGHT		MZ 250 ETZ - Clover Investments				
IDEAL LAP TIME : 1:00.830		BEST LAP TIME : 1:00.920		DIFFERENCE : 0.090		
LAP	SECTOR 1	SECTOR 2	LAP TIME	MPH	DIFF	TIME OF DAY
1 -		25.275	1:10.730	61.48	9.810	16:31:28.212
2 -	36.303	24.617	1:00.920 (1)	71.38		16:32:29.132
3 -	36.544	24.527	1:01.071 (3)	71.20	0.151	16:33:30.203
4 -	37.447	25.347	1:02.794	69.25	1.874	16:34:32.997
5 -	36.449	24.584	1:01.033 (2)	71.25	0.113	16:35:34.030
6 -	37.287	24.881	1:02.168	69.94	1.248	16:36:36.198
7 -	36.898	24.781	1:01.679	70.50	0.759	16:37:37.877
8 -	37.181	24.719	1:01.900	70.25	0.980	16:38:39.777
9 -	36.637	24.801	1:01.438	70.78	0.518	16:39:41.215

BMCRC - MRO Championships 2024 - Rnd 7 @ Brands Hatch Indy

BMZRC 250 MZ

RACE 15A - SECTOR ANALYSIS



SECTOR 1 = FL to I1, SECTOR 2 = I1 to FL, DIFF = Difference To Personal Best Lap, P = Crossed Finish Line in Pit Lane, D = Time Disallowed

P13 56 MZ Russell TURNER			MZ 250 - TT Racing			
IDEAL LAP TIME : 1:01.675		BEST LAP TIME : 1:01.937		DIFFERENCE : 0.262		
LAP	SECTOR 1	SECTOR 2	LAP TIME	MPH	DIFF	TIME OF DAY
1 -		25.364	1:10.669	61.53	8.732	16:31:28.151
2 -	37.296	24.964	1:02.260	69.84	0.323	16:32:30.411
3 -	37.816	25.179	1:02.995	69.03	1.058	16:33:33.406
4 -	36.863	25.145	1:02.008 (2)	70.12	0.071	16:34:35.414
5 -	37.279	25.537	1:02.816	69.22	0.879	16:35:38.230
6 -	36.972	25.473	1:02.445	69.63	0.508	16:36:40.675
7 -	37.127	24.902	1:02.029 (3)	70.10	0.092	16:37:42.704
8 -	37.156	28.392	1:05.548	66.34	3.611	16:38:48.252
9 -	36.773	25.164	1:01.937 (1)	70.21		16:39:50.189

P14 166 MZ Graeme LEWIS			MZ 250 - Morris Racing Lubricants #MRL			
IDEAL LAP TIME : 1:01.603		BEST LAP TIME : 1:01.766		DIFFERENCE : 0.163		
LAP	SECTOR 1	SECTOR 2	LAP TIME	MPH	DIFF	TIME OF DAY
1 -		26.142	1:11.646	60.69	9.880	16:31:29.128
2 -	36.784	25.007	1:01.791 (2)	70.37	0.025	16:32:30.919
3 -	37.344	25.790	1:03.134	68.87	1.368	16:33:34.053
4 -	36.862	24.992	1:01.854 (3)	70.30	0.088	16:34:35.907
5 -	36.785	25.499	1:02.284	69.81	0.518	16:35:38.191
6 -	36.974	25.463	1:02.437	69.64	0.671	16:36:40.628
7 -	36.611	25.155	1:01.766 (1)	70.40		16:37:42.394
8 -	37.253	27.988	1:05.241	66.65	3.475	16:38:47.635
9 -	37.488	25.533	1:03.021	69.00	1.255	16:39:50.656

P15 38 MZ Chris PETTET			MZ ETZ250 -			
IDEAL LAP TIME : 1:03.730		BEST LAP TIME : 1:03.813		DIFFERENCE : 0.083		
LAP	SECTOR 1	SECTOR 2	LAP TIME	MPH	DIFF	TIME OF DAY
1 -		26.948	1:14.563	58.32	10.750	16:31:32.045
2 -	39.031	25.742	1:04.773	67.13	0.960	16:32:36.818
3 -	39.120	26.238	1:05.358	66.53	1.545	16:33:42.176
4 -	39.052	26.162	1:05.214	66.68	1.401	16:34:47.390
5 -	38.938	26.646	1:05.584	66.30	1.771	16:35:52.974
6 -	38.186	25.651	1:03.837 (2)	68.12	0.024	16:36:56.811
7 -	38.337	25.544	1:03.881 (3)	68.07	0.068	16:38:00.692
8 -	38.232	25.581	1:03.813 (1)	68.14		16:39:04.505
9 -	38.595	25.762	1:04.357	67.57	0.544	16:40:08.862

P16 52 MZ Tony PARKER			MZ 250 - Cancer research uk			
IDEAL LAP TIME : 1:03.601		BEST LAP TIME : 1:03.654		DIFFERENCE : 0.053		
LAP	SECTOR 1	SECTOR 2	LAP TIME	MPH	DIFF	TIME OF DAY
1 -		26.188	1:13.259	59.35	9.605	16:31:30.741
2 -	38.829	26.295	1:05.124	66.77	1.470	16:32:35.865
3 -	39.127	26.519	1:05.646	66.24	1.992	16:33:41.511
4 -	39.447	26.293	1:05.740	66.14	2.086	16:34:47.251
5 -	39.020	27.284	1:06.304	65.58	2.650	16:35:53.555
6 -	38.212	25.942	1:04.154 (3)	67.78	0.500	16:36:57.709
7 -	38.095	25.645	1:03.740 (2)	68.22	0.086	16:38:01.449
8 -	37.956	25.698	1:03.654 (1)	68.31		16:39:05.103

BMCRC - MRO Championships 2024 - Rnd 7 @ Brands Hatch Indy

BMZRC 250 MZ

RACE 15A - BEST SECTORS

SECTOR 1			SECTOR 2			IDEAL / BEST COMPARISON						
POS	NO	NAME	TIME	NO	NAME	TIME	POS	NO	NAME	IDEAL	BEST	DIFF
									PERFECT LAP	57.151		
1	85	WALES	34.025	69	MANN	23.126	1	85	WALES	57.206	57.206	0.000
2	565	KERSHAW	34.116	85	WALES	23.181	2	565	KERSHAW	57.379	57.379	0.000
3	96	KENT	34.260	565	KERSHAW	23.263	3	69	MANN	57.709	57.754	0.045
4	181	RYAN	34.394	96	KENT	23.465	4	96	KENT	57.725	57.887	0.162
5	75	WOODALL	34.567	75	WOODALL	23.529	5	75	WOODALL	58.096	58.127	0.031
6	69	MANN	34.583	181	RYAN	23.718	6	181	RYAN	58.112	58.112	0.000
7	37	LAMACRAFT	34.699	37	LAMACRAFT	23.742	7	37	LAMACRAFT	58.441	58.624	0.183
8	11	CRIPPS	34.873	13	RYAN	23.904	8	11	CRIPPS	58.908	59.268	0.360
9	13	RYAN	35.409	11	CRIPPS	24.035	9	13	RYAN	59.313	59.313	0.000
10	32	ASHMEAD	36.140	41	WILLIAMS	24.483	10	41	WILLIAMS	1:00.768	1:01.098	0.330
11	41	WILLIAMS	36.285	102	WRIGHT	24.527	11	102	WRIGHT	1:00.830	1:00.920	0.090
12	102	WRIGHT	36.303	56	TURNER	24.902	12	32	ASHMEAD	1:01.049	1:01.375	0.326
13	166	LEWIS	36.611	32	ASHMEAD	24.909	13	166	LEWIS	1:01.603	1:01.766	0.163
14	56	TURNER	36.773	166	LEWIS	24.992	14	56	TURNER	1:01.675	1:01.937	0.262
15	52	PARKER	37.956	38	PETTET	25.544	15	52	PARKER	1:03.601	1:03.654	0.053
16	38	PETTET	38.186	52	PARKER	25.645	16	38	PETTET	1:03.730	1:03.813	0.083



BMCRC - MRO Championships 2024 - Rnd 7 @ Brands Hatch Indy

ACU Team Green Junior Cup & Senior Ninja & BMZRC 250 MZ

RACE 5 - GRID (12 Laps)

ROW 15		44	95 Christopher ROGERS	43	56 1:01.937 Russell TURNER		
ROW 14	42	166 1:01.766 Graeme LEWIS	41	32 1:01.375 John ASHMEAD	40	41 1:01.098 Gary WILLIAMS	
ROW 13		39	102 1:00.920 Caleb WRIGHT	38	13 59.313 Gordon RYAN	37	11 59.268 Carl CRIPPS
ROW 12	36	37 58.624 Harry LAMACRAFT	35	181 58.112 Declan RYAN	34	96 57.887 Chris KENT	
ROW 11		33	69 57.754 Alexander MANN	32	565 57.379 Louis KERSHAW	31	85 57.206 Andrew WALES
ROW 10							
ROW 9							
ROW 8				22	2 1:05.709 Kade WATT		
ROW 7		21	73 1:02.854 Jemma GRAYSON	20	4 1:01.128 Nigel FRANKLIN	19	26 1:00.690 Brooke CHAMPION
ROW 6	18	54 59.589 Ben SCOTT	17	33 59.453 Patrick KLINGE	16	58 59.312 Max RHODES	
ROW 5		15	197 58.541 Reece GUYETT	14	46 57.984 Izzy CARTER	13	12 57.846 Kees RAMSEY
ROW 4	12	17 57.067 Daryn BUSA	11	43 57.023 Mark SWARBRICK	10	7 56.946 Travis ROOKER	
ROW 3		9	76 56.930 Luca WILKINSON	8	6 56.847 Kian BUSA	7	81 56.610 Ollie SIMS
ROW 2	6	45 56.581 Marley MACKENZIE	5	9 56.160 Kobe PERRY	4	65 56.039 Lilly RHODES	
ROW 1		3	1 55.976 Phil ATKINSON	2	27 55.849 Ben BROWN	1	3 55.744 Henry McCARTNEY

Pole



These results are provisional until the conclusion of any judicial and technical matters.

Brands Hatch Indy: 1.2079 miles

Clerk Of Course:	Stewards:	Timekeeper: Richard Evans	
------------------	-----------	---------------------------	--

Results can be found at www.tsl-timing.com

Printed - 17:57 Saturday, 21 September 2024



BMCRC - MRO Championships 2024 - Rnd 7 @ Brands Hatch Indy

BMZRC 250 MZ

RACE 15A - STATISTICS

Competitors Started 16
Planned Start 2024-09-21 @ 15:20:00.000
Actual Start 2024-09-21 @ 16:30:17.481
Finish Time 2024-09-21 @ 16:39:10.140
Track Length 1.2079mi.
Total Laps 143
Total Distance Covered 172.7362mi.

Session Fastest Lap History

NO	CL	NAME	LAP TIME	TIME OF DAY	LAP	VEHICLE
85	MZ	Andrew WALES	59.240	16:32:22.168	2	MZ ETZ 250
565	MZ	Louis KERSHAW	59.067	16:32:22.756	2	MZ 250
37	MZ_R	Harry LAMACRAFT	58.986	16:32:22.826	2	MZ ETZ 250
69	MZ	Alexander MANN	58.643	16:32:22.970	2	MZ TS 250
96	MZ	Chris KENT	58.413	16:33:21.169	3	MZ TS 250
181	MZ_R	Declan RYAN	58.112	16:34:20.785	4	MZ 250
565	MZ	Louis KERSHAW	58.041	16:35:18.565	5	MZ 250
69	MZ	Alexander MANN	57.945	16:35:18.694	5	MZ TS 250
565	MZ	Louis KERSHAW	57.379	16:38:12.610	8	MZ 250
85	MZ	Andrew WALES	57.206	16:39:10.252	9	MZ ETZ 250

Session Leader History

NO	CL	NAME	FROM LAP	LAPS LED	DISTANCE	VEHICLE
75	MZ	Peter WOODALL	1	1	1.20 miles	MZ ETZ 250
85	MZ	Andrew WALES	2	4	4.83 miles	MZ ETZ 250
96	MZ	Chris KENT	6	2	2.41 miles	MZ TS 250
565	MZ	Louis KERSHAW	8	2	2.41 miles	MZ 250

Flag History

TYPE	TIME OF DAY
GREEN	16:30:17.481
FINISH	16:39:10.140

Flag Statistics

TYPE	COUNT	TOTAL LAPS	TOTAL TIME
Green	1	9	10:00.429
Red	0	0	0.000
Safety Car	0	0	0.000
FCY	0	0	0.000

BMCRC - MRO Championships 2024 - Rnd 7 @ Brands Hatch Indy

BMZRC 250 MZ

RACE 15A - STATISTICS

CLASS : MZ

13 Starters

Fastest Lap History

NO	NAME	LAP TIME	TIME OF DAY	LAP	VEHICLE
85	Andrew WALES	59.240	16:32:22.168	2	MZ ETZ 250
565	Louis KERSHAW	59.067	16:32:22.756	2	MZ 250
69	Alexander MANN	58.643	16:32:22.970	2	MZ TS 250
96	Chris KENT	58.413	16:33:21.169	3	MZ TS 250
85	Andrew WALES	58.412	16:35:18.263	5	MZ ETZ 250
96	Chris KENT	58.309	16:35:18.287	5	MZ TS 250
75	Peter WOODALL	58.271	16:35:18.446	5	MZ ETZ 250
565	Louis KERSHAW	58.041	16:35:18.565	5	MZ 250
69	Alexander MANN	57.945	16:35:18.694	5	MZ TS 250
565	Louis KERSHAW	57.379	16:38:12.610	8	MZ 250
85	Andrew WALES	57.206	16:39:10.252	9	MZ ETZ 250

Leader History

NO	NAME	FROM LAP	LAPS LED	DISTANCE	VEHICLE
75	Peter WOODALL	1	1	1.20 miles	MZ ETZ 250
85	Andrew WALES	2	4	4.83 miles	MZ ETZ 250
96	Chris KENT	6	2	2.41 miles	MZ TS 250
565	Louis KERSHAW	8	2	2.41 miles	MZ 250

BMCRC - MRO Championships 2024 - Rnd 7 @ Brands Hatch Indy

BMZRC 250 MZ

RACE 15A - STATISTICS

CLASS : MZ_R

3 Starters

Fastest Lap History

NO	NAME	LAP TIME	TIME OF DAY	LAP	VEHICLE
37	Harry LAMACRAFT	58.986	16:32:22.826	2	MZ ETZ 250
181	Declan RYAN	58.112	16:34:20.785	4	MZ 250

Leader History

NO	NAME	FROM LAP	LAPS LED	DISTANCE	VEHICLE
37	Harry LAMACRAFT	1	2	2.41 miles	MZ ETZ 250
181	Declan RYAN	3	7	8.45 miles	MZ 250



BMCRC - MRO Championships 2024 - Rnd 7 @ Brands Hatch Indy

ACU Team Green Junior Cup & Senior Ninja & BMZRC 250 MZ

RACE 5 - CLASSIFICATION

Race Distance: 12 Laps / 14.49 miles

POS	NO	CL	PIC	NAME	ENTRY	LAPS	TIME	GAP	DIFF	MPH	BEST	ON	GRD	↑↓
1	2	J	1	Kade WATT	Kawasaki NINJA 400 - 3D Racing	12	11:42.011			74.33	56.843	10	22	21
2	76	J	2	Luca WILKINSON	Kawasaki NINJA400 - RD Racing	12	11:42.348	0.337	0.337	74.29	56.984	12	9	7
3	9	J	3	Kobe PERRY	Kawasaki NINJA -	12	11:42.395	0.384	0.047	74.29	57.005	12	5	2
4	1	S	1	Phil ATKINSON	Kawasaki NINJA 400 - ROSE MOT/Q Oil Treatments	12	11:42.918	0.907	0.523	74.23	56.904	12	3	-1
5	17	S	2	Daryn BUSA	Kawasaki NINJA 400 - iActiveRC	12	11:44.260	2.249	1.342	74.09	57.494	5	12	7
6	7	J	4	Travis ROOKER	Kawasaki NINJA 400 - Swedish car connection	12	11:46.678	4.667	2.418	73.84	57.145	8	10	4
7	6	J	5	Kian BUSA	Kawasaki 400 NINJA - iActiveRC	12	11:47.532	5.521	0.854	73.75	57.205	8	8	1
8	45	J	6	Marley MACKENZIE	Kawasaki NINJA - Kirkcaldy Kawasaki, ELPM	12	11:48.907	6.896	1.375	73.61	57.713	11	6	-2
9	27	S	3	Ben BROWN	Kawasaki NINJA 400 - Hunts Motorcycles	12	11:52.645	10.634	3.738	73.22	57.413	8	2	-7
10	81	J	7	Ollie SIMS	Kawasaki NINJA 400 - Motorbodies Weston ltd	12	11:52.666	10.655	0.021	73.22	57.968	6	7	-3
11	65	J	8	Lilly RHODES	Kawasaki NINJA - Family	12	11:55.411	13.400	2.745	72.94	58.130	12	4	-7
12	43	S	4	Mark SWARBRICK	Kawasaki NINJA 400 -	12	11:56.765	14.754	1.354	72.80	58.385	11	11	-1
13	197	S	5	Reece GUYETT	Kawasaki NINJA 300 - Rose MOT Centre	12	11:59.749	17.738	2.984	72.50	58.460	7	15	2
14	46	J	9	Izzy CARTER	Kawasaki -	12	12:10.978	28.967	11.229	71.38	59.604	6	14	0
15	12	J	10	Kees RAMSEY	Kawasaki NINJA 400 -	12	12:11.810	29.799	0.832	71.30	59.773	5	13	-2
16	85	MZ	1	Andrew WALES	MZ ETZ 250 - Show Control International	12	12:14.776	32.765	2.966	71.01	57.816	10	23	7
17	96	MZ	2	Chris KENT	MZ TS 250 -	12	12:15.922	33.911	1.146	70.90	58.086	10	26	9
18	37	MZ_R	1	Harry LAMACRAFT	MZ ETZ 250 - All Flower No Power	12	12:17.682	35.671	1.760	70.73	58.135	11	28	10
19	58	J	11	Max RHODES	Kawasaki NINJA 400 -	12	12:23.799	41.788	6.117	70.15	59.468	8	16	-3
20	33	J	12	Patrick KLINGE	Kawasaki NINJA 400 - Klingklong Racing	12	12:23.924	41.913	0.125	70.14	1:00.847	11	17	-3
21	13	MZ	3	Gordon RYAN	MZ 250 - Prism Work Psychology	12	12:32.004	49.993	8.080	69.39	59.024	12	30	9
22	69	MZ	4	Alexander MANN	MZ TS 250 - HS Racing	12	12:32.011	50.000	0.007	69.39	58.503	12	25	3
23	181	MZ_R	2	Declan RYAN	MZ 250 - N/A	12	12:32.430	50.419	0.419	69.35	58.639	12	27	4
24	54	S	6	Ben SCOTT	Kawasaki NINJA 250 - GI Landscapes VampTech	12	12:37.461	55.450	5.031	68.89	1:00.638	10	18	-6
25	73	S	7	Jemma GRAYSON	Kawasaki NINJA 300 -	12	12:37.576	55.565	0.115	68.88	1:00.669	11	21	-4
26	26	J	13	Brooke CHAMPION	Kawasaki 300 NINJA -	11	11:41.949	1 Lap	1 Lap	68.14	1:01.608	7	19	-7
27	95	MZ	5	Christopher ROGERS	MZ ETZ 250 - CB Racing	11	11:49.076	1 Lap	7.127	67.46	1:00.431	9	36	9
28	11	MZ	6	Carl CRIPPS	MZ ETZ250 - MIS UK LTD	11	11:50.730	1 Lap	1.654	67.30	59.891	2	29	1
29	565	MZ	7	Louis KERSHAW	MZ 250 - Team Lucky Streetsy/Walkers Campers	11	11:54.100	1 Lap	3.370	66.98	1:01.072	7	24	-5
30	102	MZ_R	3	Caleb WRIGHT	MZ 250 ETZ - Clover Investments	11	12:07.071	1 Lap	12.971	65.79	1:02.696	8	31	1
31	41	MZ	8	Gary WILLIAMS	MZ ETZ 250 -	11	12:12.616	1 Lap	5.545	65.29	1:02.934	10	32	1
32	56	MZ	9	Russell TURNER	MZ 250 - TT Racing	11	12:17.849	1 Lap	5.233	64.82	1:02.804	9	35	3
33	166	MZ	10	Graeme LEWIS	MZ 250 - Morris Racing Lubricants #MRL	11	12:19.100	1 Lap	1.251	64.72	1:03.827	11	34	1

NOT CLASSIFIED

DNF	32	MZ		John ASHMEAD	MZ 250 -	8	9:08.086	4 Laps	3 Laps	63.47	1:03.913	7	33	
DNF	3	J		Henry McCARTNEY	Kawasaki NINJA -	6	6:06.802	6 Laps	2 Laps	71.13	59.821	4	1	

FASTEST LAP

2	J			Kade WATT	Kawasaki NINJA 400 - 3D Racing	10	56.843			76.50 mph	123.11 kph			
1	S			Phil ATKINSON	Kawasaki NINJA 400 - ROSE MOT/Q Oil Treatments	12	56.904			76.42 mph	122.98 kph			
85	MZ			Andrew WALES	MZ ETZ 250 - Show Control International	10	57.816			75.21 mph	121.04 kph			
37	MZ_R			Harry LAMACRAFT	MZ ETZ 250 - All Flower No Power	11	58.135			74.80 mph	120.38 kph			

Comments:

Class J - 92.5% of Race Speed = 68.75 mph
 Class S - 92.5% of Race Speed = 68.66 mph
 Class MZ - 92.5% of Race Speed = 65.68 mph
 Class MZ_R - 92.5% of Race Speed = 65.42 mph

Weather / Track : Cloudy / Dry

Date: 22/09/2024 Start: 11:43 Finish: 11:55

These results are provisional until the conclusion of any judicial and technical matters.

Brands Hatch Indy: 1.2079 miles

Clerk Of Course:	Stewards:	Timekeeper: Richard Evans	
------------------	-----------	---------------------------	--

Results can be found at www.tsl-timing.com

Printed - 11:57 Sunday, 22 September 2024





BMCRC - MRO Championships 2024 - Rnd 7 @ Brands Hatch Indy

ACU Team Green Junior Cup & Senior Ninja & BMZRC 250 MZ

RACE 5 - CLASSIFICATION

Race Distance: 12 Laps / 14.49 miles

Comments:

- Class J - 92.5% of Race Speed = 68.75 mph
- Class S - 92.5% of Race Speed = 68.66 mph
- Class MZ - 92.5% of Race Speed = 65.68 mph
- Class MZ_R - 92.5% of Race Speed = 65.42 mph

Weather / Track : Cloudy / Dry

Date: 22/09/2024 Start: 11:43 Finish: 11:55

These results are provisional until the conclusion of any judicial and technical matters.

Brands Hatch Indy: 1.2079 miles

Clerk Of Course:	Stewards:	Timekeeper: Richard Evans	
------------------	-----------	---------------------------	--

Results can be found at www.tsl-timing.com



BMCRC - MRO Championships 2024 - Rnd 7 @ Brands Hatch Indy

ACU Team Green Junior Cup & Senior Ninja & BMZRC 250 MZ

RACE 5 - LAP CHART

LAP 1 @ 11:44:32.753

NO	BEHIND	LAP TIME
1		1:05.592
9	0.314	1:05.906
3	0.731	1:06.323
27	0.780	1:06.372
76	0.848	1:06.440
65	1.016	1:06.608
81	1.064	1:06.656
6	1.265	1:06.857
17	1.423	1:07.015
7	1.470	1:07.062
45	1.795	1:07.387
2	1.854	1:07.446
43	2.222	1:07.814
197	2.711	1:08.303
12	3.978	1:09.570
46	4.028	1:09.620
33	4.344	1:09.936
26	6.474	1:12.066
54	7.548	1:13.140
58	7.737	1:13.329
73	9.105	1:14.697
85	23.071	1:28.663
96	23.073	1:28.665
37	24.077	1:29.669
11	24.110	1:29.702
181	24.872	1:30.464
69	25.256	1:30.848
565	26.276	1:31.868
102	28.655	1:34.247
13	28.760	1:34.352
32	29.141	1:34.733
95	29.628	1:35.220
41	30.779	1:36.371
56	30.793	1:36.385
166	31.167	1:36.759

LAP 2 @ 11:45:31.315

NO	BEHIND	LAP TIME
1		58.562
9	0.419	58.667
76	0.994	58.708
17	1.505	58.644
3	2.351	1:00.182
81	2.402	59.900
27	2.601	1:00.383
6	2.866	1:00.163
45	2.882	59.649
7	2.949	1:00.041
2	2.980	59.688
65	3.108	1:00.654
43	3.833	1:00.173
197	4.208	1:00.059
12	6.816	1:01.400
46	6.915	1:01.449
33	7.258	1:01.476
26	12.257	1:04.345
54	12.867	1:03.881
58	13.124	1:03.949
73	14.527	1:03.984
96	23.816	59.305
85	23.927	59.418
37	24.795	59.280
11	25.439	59.891

LAP 3 @ 11:46:29.656

NO	BEHIND	LAP TIME
181	26.182	59.872
69	26.870	1:00.176
565	29.921	1:02.207
13	29.992	59.794
102	33.500	1:03.407
95	34.316	1:03.250
32	35.552	1:04.973
166	36.528	1:03.923
56	36.784	1:04.553
41	36.946	1:04.729
1		58.341
9	0.061	57.983
76	0.253	57.600
17	0.826	57.662
81	2.818	58.757
45	2.846	58.305
27	3.116	58.856
2	3.244	58.605
6	3.597	59.072
7	4.091	59.483
3	4.315	1:00.305
65	4.597	59.830
43	4.635	59.143
197	5.053	59.186
12	8.882	1:00.407
46	9.302	1:00.728
33	10.420	1:01.503
58	17.091	1:02.308
26	17.280	1:03.364
54	18.048	1:03.522
73	19.242	1:03.056
85	24.900	59.314
96	24.936	59.461
37	25.745	59.291
11	28.252	1:01.154
181	28.265	1:00.424
69	28.308	59.779
13	33.118	1:01.467
565	34.896	1:03.316
95	37.903	1:01.928
102	37.928	1:02.769
166	42.460	1:04.273
32	43.145	1:05.934
41	43.290	1:04.685
56	44.815	1:06.372

LAP 4 @ 11:47:27.473

NO	BEHIND	LAP TIME
1		57.817
76	0.294	57.858
9	0.478	58.234
17	0.720	57.711
81	3.267	58.266
45	3.325	58.296
2	3.417	57.990
27	3.501	58.202
6	3.592	57.812
7	3.893	57.619
3	6.319	59.821
65	6.404	59.624
43	6.446	59.628
197	6.841	59.605

LAP 5 @ 11:48:25.039

NO	BEHIND	LAP TIME
12	10.986	59.921
46	11.194	59.709
33	13.832	1:01.229
58	20.212	1:00.938
54	23.039	1:02.808
26	23.067	1:03.604
73	23.863	1:02.438
85	25.177	58.094
96	25.431	58.312
37	26.692	58.764
181	31.816	1:01.368
69	32.184	1:01.693
11	32.397	1:01.962
13	35.201	59.900
565	39.313	1:02.234
95	41.666	1:01.580
102	43.091	1:02.980
166	48.971	1:04.328
41	49.438	1:03.965
32	50.478	1:05.150
56	52.501	1:05.503

LAP 5 @ 11:48:25.039

NO	BEHIND	LAP TIME
1		57.566
76	0.204	57.476
9	0.590	57.678
17	0.648	57.494
2	4.153	58.302
6	4.205	58.179
81	4.288	58.587
27	4.427	58.492
45	4.471	58.712
7	4.593	58.266
65	7.063	58.225
43	7.739	58.859
3	8.974	1:00.221
197	9.796	1:00.521
12	13.193	59.773
46	13.928	1:00.300
33	17.566	1:01.300
58	22.621	59.975
26	27.566	1:02.065
85	27.936	1:00.325
37	28.095	58.969
54	28.165	1:02.692
96	28.216	1:00.351
73	28.781	1:02.484
69	34.611	59.993
181	34.850	1:00.600
11	36.608	1:01.777
13	37.159	59.524
565	44.589	1:02.842
95	45.272	1:01.172
102	48.514	1:02.989
41	55.769	1:03.897
166	55.775	1:04.370

LAP 6 @ 11:49:22.762

NO	BEHIND	LAP TIME
76		57.519
32	1 Lap	1:04.870
1	0.210	57.933
9	0.344	57.477
17	0.992	58.067

LAP 7 @ 11:50:20.764

NO	BEHIND	LAP TIME
56	1 Lap	1:04.728
2	3.738	57.308
6	4.354	57.872
27	4.355	57.651
81	4.533	57.968
45	4.710	57.962
7	4.834	57.964
65	8.047	58.707
43	8.682	58.666
3	11.201	59.950
197	11.328	59.255
12	15.753	1:00.283
46	15.809	59.604
33	21.009	1:01.166
58	25.447	1:00.549
85	29.389	59.176
96	29.429	58.936
37	29.457	59.085
54	32.565	1:02.123
26	32.710	1:02.867
73	32.760	1:01.702
69	37.931	1:01.043
181	37.957	1:00.830
13	38.714	59.278
11	40.208	1:01.323
95	48.473	1:00.924
565	49.327	1:02.461
102	54.994	1:04.203

LAP 7 @ 11:50:20.764

NO	BEHIND	LAP TIME
76		58.002
1	0.143	57.935
9	0.375	58.033
17	1.322	58.332
2	3.339	57.603
41	1 Lap	1:03.510
166	1 Lap	1:04.365
27	4.426	58.073
6	5.108	58.756
45	5.476	58.768
7	5.607	58.775
81	5.716	59.185
32	1 Lap	1:04.338
65	8.199	58.154
56	1 Lap	1:04.828
43	9.124	58.444
197	11.786	58.460
12	17.542	59.791
46	17.596	59.789
33	24.551	1:01.544
58	27.025	59.580
96	29.986	58.559
37	30.090	58.635
85	30.090	58.703
54	36.156	1:01.593
26	36.316	1:01.608
73	36.392	1:01.634
69	39.128	59.199
181	39.847	59.892
13	40.561	59.849
11	45.020	1:02.814
95	51.026	1:00.555
565	52.397	1:01.072

LAP 8 @ 11:51:18.451

NO	BEHIND	LAP TIME
76		57.687
9	0.187	57.499
1	0.546	58.090
17	1.175	57.540
102	1 Lap	1:03.010
2	2.625	56.973
27	4.152	57.413
6	4.626	57.205
7	5.065	57.145
45	6.086	58.297
81	6.403	58.374
41	1 Lap	1:02.978
65	10.025	59.513
43	10.757	59.320
166	1 Lap	1:04.643
32	1 Lap	1:03.913
197	13.014	58.915
56	1 Lap	1:03.807
12	20.197	1:00.342
46	20.223	1:00.314
33	28.356	1:01.492
58	28.806	59.468
85	30.526	58.123
96	30.612	58.313
37	31.016	58.613
54	40.759	1:02.290
26	40.909	1:02.280
73	41.104	1:02.399
181	41.598	59.438
69	41.634	1:00.193
13	41.916	59.042
11	50.147	1:02.814
95	54.305	1:00.966
565	55.865	1:01.155

LAP 9 @ 11:52:16.759

NO	BEHIND	LAP TIME
76		58.308
9	0.176	58.297
1	0.224	57.986
17	0.401	57.534
2	1.234	56.917
7	4.323	57.566
6	4.476	58.158
45	5.740	57.962
81	6.511	58.416
102	1 Lap	1:02.696
27	7.620	1:01.776
65	10.965	59.248
43	11.495	59.046
41	1 Lap	1:03.335
197	14.095	59.389
166	1 Lap	1:04.756
32	1 Lap	1:04.175
56	1 Lap	1:03.105
46	21.592	59.677
12	21.958	1:00.069
33	31.362	1:01.314
96	31.481	59.177
85	31.570	59.352
37	32.065	59.357
58	32.409	1:01.911
54	44.116	1:01.665

Weather / Track : Cloudy / Dry

Brands Hatch Indy: 1.2079 miles
Date: 22/09/2024 Start: 11:43 Finish: 11:55

Results can be found at www.tsl-timing.com

BMCRC - MRO Championships 2024 - Rnd 7 @ Brands Hatch Indy

ACU Team Green Junior Cup & Senior Ninja & BMZRC 250 MZ

RACE 5 - LAP CHART

13	44.422	1:00.814	166	1 Lap	1:03.834
73	44.827	1:02.031	85	31.820	57.972
181	44.906	1:01.616	96	32.150	58.121
69	45.277	1:01.951	37	33.241	58.135
26	45.515	1:02.914	33	37.737	1:00.847
11	55.352	1:03.513	58	38.022	1:00.748
95	56.428	1:00.431	13	47.844	59.688

LAP 10 @ 11:53:14.311

NO	BEHIND	LAP TIME
----	--------	----------

76		57.552
9	0.170	57.546
2	0.525	56.843
1	0.619	57.947
17	1.154	58.305
565	1 Lap	1:01.461
6	4.383	57.459
7	4.421	57.650
45	6.225	58.037
81	7.705	58.746
27	8.391	58.323
65	11.803	58.390
43	12.447	58.504
102	1 Lap	1:03.485
197	15.128	58.585
41	1 Lap	1:02.992
46	23.702	59.662
166	1 Lap	1:04.022
12	24.572	1:00.166
56	1 Lap	1:02.804
85	31.834	57.816
96	32.015	58.086
37	33.092	58.579
33	34.876	1:01.066
58	35.260	1:00.403
13	46.142	59.272
54	47.202	1:00.638
181	47.408	1:00.054
69	47.561	59.836
73	48.813	1:01.538
26	51.491	1:03.528

LAP 12 @ 11:55:09.172

NO	BEHIND	LAP TIME
----	--------	----------

2		56.875
76	0.337	56.984
9	0.384	57.005
1	0.907	56.904
17	2.249	57.532
7	4.667	57.456
6	5.521	58.033
45	6.896	57.819
95	1 Lap	1:00.853
11	1 Lap	1:02.568
27	10.634	59.056
81	10.655	59.067
565	1 Lap	1:03.082
65	13.400	58.130
43	14.754	58.783
197	17.738	58.693
102	1 Lap	1:03.228
46	28.967	1:00.403
12	29.799	1:00.234
41	1 Lap	1:03.220
85	32.765	57.820
96	33.911	58.636
37	35.671	59.305
56	1 Lap	1:02.816
166	1 Lap	1:03.827
58	41.788	1:00.641
33	41.913	1:01.051
13	49.993	59.024
69	50.000	58.503
181	50.419	58.639
54	55.450	1:01.358
73	55.565	1:00.944

LAP 11 @ 11:54:12.297

NO	BEHIND	LAP TIME
----	--------	----------

2		57.461
76	0.228	58.214
9	0.254	58.070
1	0.878	58.245
17	1.592	58.424
11	1 Lap	1:03.212
95	1 Lap	1:02.197
7	4.086	57.651
6	4.363	57.966
565	1 Lap	1:02.402
45	5.952	57.713
27	8.453	58.048
81	8.463	58.744
65	12.145	58.328
43	12.846	58.385
197	15.920	58.778
102	1 Lap	1:04.057
41	1 Lap	1:02.934
46	25.439	59.723
12	26.440	59.854
56	1 Lap	1:02.948

Weather / Track : Cloudy / Dry

BMCRC - MRO Championships 2024 - Rnd 7 @ Brands Hatch Indy

ACU Team Green Junior Cup & Senior Ninja & BMZRC 250 MZ

RACE 5 - POSITION CHART

No	Name	Lap Pos												
			1	2	3	4	5	6	7	8	9	10	11	12
3	McCARTNEY	1	1	1	1	1	1	76	76	76	76	76	2	2
27	BROWN	2	9	9	9	76	76	1	1	9	9	9	76	76
1	ATKINSON	3	3	76	76	9	9	9	9	1	1	2	9	9
65	RHODES	4	27	17	17	17	17	17	17	17	17	1	1	1
9	PERRY	5	76	3	81	81	2	2	2	2	2	17	17	17
45	MACKENZIE	6	65	81	45	45	6	6	27	27	7	6	7	7
81	SIMS	7	81	27	27	2	81	27	6	6	6	7	6	6
6	BUSA	8	6	6	2	27	27	81	45	7	45	45	45	45
76	WILKINSON	9	17	45	6	6	45	45	7	45	81	81	27	27
7	ROOKER	10	7	7	7	7	7	7	81	81	27	27	81	81
43	SWARBRICK	11	45	2	3	3	65	65	65	65	65	65	65	65
17	BUSA	12	2	65	65	65	43	43	43	43	43	43	43	43
12	RAMSEY	13	43	43	43	43	3	3	197	197	197	197	197	197
46	CARTER	14	197	197	197	197	197	197	12	12	46	46	46	46
197	GUYETT	15	12	12	12	12	12	12	46	46	12	12	12	12
58	RHODES	16	46	46	46	46	46	46	33	33	33	85	85	85
33	KLINGE	17	33	33	33	33	33	33	58	58	96	96	96	96
54	SCOTT	18	26	26	58	58	58	58	96	85	85	37	37	37
26	CHAMPION	19	54	54	26	54	26	85	37	96	37	33	33	58
73	GRAYSON	20	58	58	54	26	85	96	85	37	58	58	58	33
2	WATT	21	73	73	73	73	37	37	54	54	54	13	13	13
85	WALES	22	85	96	85	85	54	54	26	26	13	54	69	69
565	KERSHAW	23	96	85	96	96	96	26	73	73	73	181	181	181
69	MANN	24	37	37	37	37	73	73	69	181	181	69	54	54
96	KENT	25	11	11	11	181	69	69	181	69	69	73	73	73
181	RYAN	26	181	181	181	69	181	181	13	13	26	26	26	
37	LAMACRAFT	27	69	69	69	11	11	13	11	11	11	11	95	
11	CRIPPS	28	565	565	13	13	13	11	95	95	95	95	11	
13	RYAN	29	102	13	565	565	565	95	565	565	565	565	565	
102	WRIGHT	30	13	102	95	95	95	565	102	102	102	102	102	
41	WILLIAMS	31	32	95	102	102	102	102	41	41	41	41	41	
32	ASHMEAD	32	95	32	166	166	41	41	166	166	166	56	56	
166	LEWIS	33	41	166	32	41	166	166	32	32	56	166	166	
56	TURNER	34	56	56	41	32	32	32	56	56				
95	ROGERS	35	166	41	56	56	56	56						

BMCRC - MRO Championships 2024 - Rnd 7 @ Brands Hatch Indy

ACU Team Green Junior Cup & Senior Ninja & BMZRC 250 MZ

RACE 5 - SECTOR ANALYSIS



SECTOR 1 = FL to I1, SECTOR 2 = I1 to FL, DIFF = Difference To Personal Best Lap, P = Crossed Finish Line in Pit Lane, D = Time Disallowed

P1		2 J	Kade WATT		Kawasaki NINJA 400 - 3D Racing		
IDEAL LAP TIME : 56.409		BEST LAP TIME : 56.843		DIFFERENCE : 0.434			
LAP	SECTOR 1	SECTOR 2	LAP TIME	MPH	DIFF	TIME OF DAY	
1 -		24.438	1:07.446	64.47	10.603	11:44:34.607	
2 -	35.844	23.844	59.688	72.85	2.845	11:45:34.295	
3 -	35.256	23.349	58.605	74.20	1.762	11:46:32.900	
4 -	34.224	23.766	57.990	74.98	1.147	11:47:30.890	
5 -	34.847	23.455	58.302	74.58	1.459	11:48:29.192	
6 -	33.833	23.475	57.308	75.88	0.465	11:49:26.500	
7 -	34.138	23.465	57.603	75.49	0.760	11:50:24.103	
8 -	33.831	23.142	56.973	76.32	0.130	11:51:21.076	
9 -	33.907	23.010	56.917 (3)	76.40	0.074	11:52:17.993	
10 -	33.615	23.228	56.843 (1)	76.50		11:53:14.836	
11 -	34.270	23.191	57.461	75.67	0.618	11:54:12.297	
12 -	34.081	22.794	56.875 (2)	76.45	0.032	11:55:09.172	

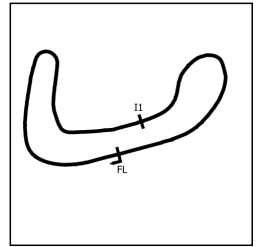
P2		76 J	Luca WILKINSON		Kawasaki NINJA400 - RD Racing		
IDEAL LAP TIME : 56.943		BEST LAP TIME : 56.984		DIFFERENCE : 0.041			
LAP	SECTOR 1	SECTOR 2	LAP TIME	MPH	DIFF	TIME OF DAY	
1 -		24.568	1:06.440	65.45	9.456	11:44:33.601	
2 -	35.089	23.619	58.708	74.07	1.724	11:45:32.309	
3 -	34.133	23.467	57.600	75.49	0.616	11:46:29.909	
4 -	34.353	23.505	57.858	75.15	0.874	11:47:27.767	
5 -	34.149	23.327	57.476 (2)	75.65	0.492	11:48:25.243	
6 -	33.957	23.562	57.519 (3)	75.60	0.535	11:49:22.762	
7 -	34.578	23.424	58.002	74.97	1.018	11:50:20.764	
8 -	34.124	23.563	57.687	75.38	0.703	11:51:18.451	
9 -	34.472	23.836	58.308	74.57	1.324	11:52:16.759	
10 -	34.276	23.276	57.552	75.55	0.568	11:53:14.311	
11 -	34.908	23.306	58.214	74.70	1.230	11:54:12.525	
12 -	33.998	22.986	56.984 (1)	76.31		11:55:09.509	

P3		9 J	Kobe PERRY		Kawasaki NINJA -		
IDEAL LAP TIME : 56.933		BEST LAP TIME : 57.005		DIFFERENCE : 0.072			
LAP	SECTOR 1	SECTOR 2	LAP TIME	MPH	DIFF	TIME OF DAY	
1 -		24.886	1:05.906	65.98	8.901	11:44:33.067	
2 -	34.654	24.013	58.667	74.12	1.662	11:45:31.734	
3 -	34.088	23.895	57.983	74.99	0.978	11:46:29.717	
4 -	34.800	23.434	58.234	74.67	1.229	11:47:27.951	
5 -	34.176	23.502	57.678	75.39	0.673	11:48:25.629	
6 -	33.839	23.638	57.477 (2)	75.65	0.472	11:49:23.106	
7 -	34.735	23.298	58.033	74.93	1.028	11:50:21.139	
8 -	34.040	23.459	57.499 (3)	75.62	0.494	11:51:18.638	
9 -	34.442	23.855	58.297	74.59	1.292	11:52:16.935	
10 -	33.977	23.569	57.546	75.56	0.541	11:53:14.481	
11 -	34.641	23.429	58.070	74.88	1.065	11:54:12.551	
12 -	33.911	23.094	57.005 (1)	76.28		11:55:09.556	

BMCRC - MRO Championships 2024 - Rnd 7 @ Brands Hatch Indy

ACU Team Green Junior Cup & Senior Ninja & BMZRC 250 MZ

RACE 5 - SECTOR ANALYSIS



SECTOR 1 = FL to I1, SECTOR 2 = I1 to FL, DIFF = Difference To Personal Best Lap, P = Crossed Finish Line in Pit Lane, D = Time Disallowed

P4		1 S		Phil ATKINSON		Kawasaki NINJA 400 - ROSE MOT/Q Oil Treatments	
IDEAL LAP TIME : 56.904		BEST LAP TIME : 56.904		DIFFERENCE : 0.000			
LAP	SECTOR 1	SECTOR 2	LAP TIME	MPH	DIFF	TIME OF DAY	
1 -		24.402	1:05.592	66.29	8.688	11:44:32.753	
2 -	34.767	23.795	58.562	74.25	1.658	11:45:31.315	
3 -	34.414	23.927	58.341	74.53	1.437	11:46:29.656	
4 -	34.224	23.593	57.817 (3)	75.21	0.913	11:47:27.473	
5 -	34.115	23.451	57.566 (2)	75.54	0.662	11:48:25.039	
6 -	34.008	23.925	57.933	75.06	1.029	11:49:22.972	
7 -	34.658	23.277	57.935	75.06	1.031	11:50:20.907	
8 -	34.512	23.578	58.090	74.85	1.186	11:51:18.997	
9 -	34.197	23.789	57.986	74.99	1.082	11:52:16.983	
10 -	34.437	23.510	57.947	75.04	1.043	11:53:14.930	
11 -	34.993	23.252	58.245	74.66	1.341	11:54:13.175	
12 -	33.811	23.093	56.904 (1)	76.42		11:55:10.079	

P5		17 S		Daryn BUSA		Kawasaki NINJA 400 - iActiveRC	
IDEAL LAP TIME : 57.315		BEST LAP TIME : 57.494		DIFFERENCE : 0.179			
LAP	SECTOR 1	SECTOR 2	LAP TIME	MPH	DIFF	TIME OF DAY	
1 -		24.047	1:07.015	64.88	9.521	11:44:34.176	
2 -	35.228	23.416	58.644	74.15	1.150	11:45:32.820	
3 -	33.990	23.672	57.662	75.41	0.168	11:46:30.482	
4 -	34.199	23.512	57.711	75.35	0.217	11:47:28.193	
5 -	34.085	23.409	57.494 (1)	75.63		11:48:25.687	
6 -	33.906	24.161	58.067	74.88	0.573	11:49:23.754	
7 -	34.904	23.428	58.332	74.54	0.838	11:50:22.086	
8 -	34.016	23.524	57.540	75.57	0.046	11:51:19.626	
9 -	33.960	23.574	57.534 (3)	75.58	0.040	11:52:17.160	
10 -	34.890	23.415	58.305	74.58	0.811	11:53:15.465	
11 -	34.756	23.668	58.424	74.43	0.930	11:54:13.889	
12 -	34.032	23.500	57.532 (2)	75.58	0.038	11:55:11.421	

P6		7 J		Travis ROOKER		Kawasaki NINJA 400 - Swedish car connection	
IDEAL LAP TIME : 57.033		BEST LAP TIME : 57.145		DIFFERENCE : 0.112			
LAP	SECTOR 1	SECTOR 2	LAP TIME	MPH	DIFF	TIME OF DAY	
1 -		24.060	1:07.062	64.84	9.917	11:44:34.223	
2 -	35.970	24.071	1:00.041	72.42	2.896	11:45:34.264	
3 -	35.840	23.643	59.483	73.10	2.338	11:46:33.747	
4 -	34.357	23.262	57.619	75.47	0.474	11:47:31.366	
5 -	34.621	23.645	58.266	74.63	1.121	11:48:29.632	
6 -	34.732	23.232	57.964	75.02	0.819	11:49:27.596	
7 -	34.948	23.827	58.775	73.98	1.630	11:50:26.371	
8 -	34.217	22.928	57.145 (1)	76.09		11:51:23.516	
9 -	34.266	23.300	57.566 (3)	75.54	0.421	11:52:21.082	
10 -	34.285	23.365	57.650	75.43	0.505	11:53:18.732	
11 -	34.366	23.285	57.651	75.42	0.506	11:54:16.383	
12 -	34.105	23.351	57.456 (2)	75.68	0.311	11:55:13.839	

BMCRC - MRO Championships 2024 - Rnd 7 @ Brands Hatch Indy

ACU Team Green Junior Cup & Senior Ninja & BMZRC 250 MZ

RACE 5 - SECTOR ANALYSIS



SECTOR 1 = FL to I1, SECTOR 2 = I1 to FL, DIFF = Difference To Personal Best Lap, P = Crossed Finish Line in Pit Lane, D = Time Disallowed

P7 6 J Kian BUSA			Kawasaki 400 NINJA - iActiveRC			
IDEAL LAP TIME : 57.102		BEST LAP TIME : 57.205		DIFFERENCE : 0.103		
LAP	SECTOR 1	SECTOR 2	LAP TIME	MPH	DIFF	TIME OF DAY
1 -		23.950	1:06.857	65.04	9.652	11:44:34.018
2 -	36.179	23.984	1:00.163	72.28	2.958	11:45:34.181
3 -	35.729	23.343	59.072	73.61	1.867	11:46:33.253
4 -	34.343	23.469	57.812 (3)	75.21	0.607	11:47:31.065
5 -	34.623	23.556	58.179	74.74	0.974	11:48:29.244
6 -	34.488	23.384	57.872	75.14	0.667	11:49:27.116
7 -	35.368	23.388	58.756	74.01	1.551	11:50:25.872
8 -	34.153	23.052	57.205 (1)	76.01		11:51:23.077
9 -	34.735	23.423	58.158	74.77	0.953	11:52:21.235
10 -	34.050	23.409	57.459 (2)	75.68	0.254	11:53:18.694
11 -	34.394	23.572	57.966	75.01	0.761	11:54:16.660
12 -	34.842	23.191	58.033	74.93	0.828	11:55:14.693

P8 45 J Marley MACKENZIE			Kawasaki NINJA - Kirkcaldy Kawasaki, ELPM			
IDEAL LAP TIME : 57.513		BEST LAP TIME : 57.713		DIFFERENCE : 0.200		
LAP	SECTOR 1	SECTOR 2	LAP TIME	MPH	DIFF	TIME OF DAY
1 -		24.370	1:07.387	64.53	9.674	11:44:34.548
2 -	35.815	23.834	59.649	72.90	1.936	11:45:34.197
3 -	34.682	23.623	58.305	74.58	0.592	11:46:32.502
4 -	34.481	23.815	58.296	74.59	0.583	11:47:30.798
5 -	35.007	23.705	58.712	74.06	0.999	11:48:29.510
6 -	34.754	23.208	57.962 (3)	75.02	0.249	11:49:27.472
7 -	35.220	23.548	58.768	73.99	1.055	11:50:26.240
8 -	34.926	23.371	58.297	74.59	0.584	11:51:24.537
9 -	34.387	23.575	57.962 (3)	75.02	0.249	11:52:22.499
10 -	34.454	23.583	58.037	74.92	0.324	11:53:20.536
11 -	34.305	23.408	57.713 (1)	75.34		11:54:18.249
12 -	34.342	23.477	57.819 (2)	75.21	0.106	11:55:16.068

P9 27 S Ben BROWN			Kawasaki NINJA 400 - Hunts Motorcycles			
IDEAL LAP TIME : 57.364		BEST LAP TIME : 57.413		DIFFERENCE : 0.049		
LAP	SECTOR 1	SECTOR 2	LAP TIME	MPH	DIFF	TIME OF DAY
1 -		24.596	1:06.372	65.51	8.959	11:44:33.533
2 -	36.142	24.241	1:00.383	72.01	2.970	11:45:33.916
3 -	35.511	23.345	58.856	73.88	1.443	11:46:32.772
4 -	35.185	23.017	58.202	74.71	0.789	11:47:30.974
5 -	35.109	23.383	58.492	74.34	1.079	11:48:29.466
6 -	34.699	22.952	57.651 (2)	75.42	0.238	11:49:27.117
7 -	34.829	23.244	58.073	74.88	0.660	11:50:25.190
8 -	34.412	23.001	57.413 (1)	75.74		11:51:22.603
9 -	38.369	23.407	1:01.776	70.39	4.363	11:52:24.379
10 -	35.099	23.224	58.323	74.56	0.910	11:53:22.702
11 -	34.900	23.148	58.048 (3)	74.91	0.635	11:54:20.750
12 -	35.197	23.859	59.056	73.63	1.643	11:55:19.806

BMCRC - MRO Championships 2024 - Rnd 7 @ Brands Hatch Indy

ACU Team Green Junior Cup & Senior Ninja & BMZRC 250 MZ

RACE 5 - SECTOR ANALYSIS



SECTOR 1 = FL to I1, SECTOR 2 = I1 to FL, DIFF = Difference To Personal Best Lap, P = Crossed Finish Line in Pit Lane, D = Time Disallowed

P10 81 J		Ollie SIMS		Kawasaki NINJA 400 - Motorbodies Weston Ltd			
IDEAL LAP TIME : 57.662		BEST LAP TIME : 57.968		DIFFERENCE : 0.306			
LAP	SECTOR 1	SECTOR 2	LAP TIME	MPH	DIFF	TIME OF DAY	
1 -		24.132	1:06.656	65.23	8.688	11:44:33.817	
2 -	35.946	23.954	59.900	72.59	1.932	11:45:33.717	
3 -	35.089	23.668	58.757	74.00	0.789	11:46:32.474	
4 -	34.546	23.720	58.266 (2)	74.63	0.298	11:47:30.740	
5 -	34.805	23.782	58.587	74.22	0.619	11:48:29.327	
6 -	34.340	23.628	57.968 (1)	75.01		11:49:27.295	
7 -	35.439	23.746	59.185	73.47	1.217	11:50:26.480	
8 -	35.052	23.322	58.374 (3)	74.49	0.406	11:51:24.854	
9 -	34.934	23.482	58.416	74.44	0.448	11:52:23.270	
10 -	34.963	23.783	58.746	74.02	0.778	11:53:22.016	
11 -	34.868	23.876	58.744	74.02	0.776	11:54:20.760	
12 -	35.054	24.013	59.067	73.62	1.099	11:55:19.827	

P11 65 J		Lilly RHODES		Kawasaki NINJA - Family			
IDEAL LAP TIME : 58.060		BEST LAP TIME : 58.130		DIFFERENCE : 0.070			
LAP	SECTOR 1	SECTOR 2	LAP TIME	MPH	DIFF	TIME OF DAY	
1 -		24.424	1:06.608	65.28	8.478	11:44:33.769	
2 -	37.060	23.594	1:00.654	71.69	2.524	11:45:34.423	
3 -	36.022	23.808	59.830	72.68	1.700	11:46:34.253	
4 -	35.887	23.737	59.624	72.93	1.494	11:47:33.877	
5 -	34.696	23.529	58.225 (3)	74.68	0.095	11:48:32.102	
6 -	35.035	23.672	58.707	74.07	0.577	11:49:30.809	
7 -	34.567	23.587	58.154 (2)	74.77	0.024	11:50:28.963	
8 -	35.608	23.905	59.513	73.06	1.383	11:51:28.476	
9 -	35.404	23.844	59.248	73.39	1.118	11:52:27.724	
10 -	34.649	23.741	58.390	74.47	0.260	11:53:26.114	
11 -	34.675	23.653	58.328	74.55	0.198	11:54:24.442	
12 -	34.531	23.599	58.130 (1)	74.80		11:55:22.572	

P12 43 S		Mark SWARBRICK		Kawasaki NINJA 400 -			
IDEAL LAP TIME : 57.914		BEST LAP TIME : 58.385		DIFFERENCE : 0.471			
LAP	SECTOR 1	SECTOR 2	LAP TIME	MPH	DIFF	TIME OF DAY	
1 -		24.644	1:07.814	64.12	9.429	11:44:34.975	
2 -	35.977	24.196	1:00.173	72.26	1.788	11:45:35.148	
3 -	35.112	24.031	59.143	73.52	0.758	11:46:34.291	
4 -	35.650	23.978	59.628	72.92	1.243	11:47:33.919	
5 -	34.948	23.911	58.859	73.88	0.474	11:48:32.778	
6 -	34.543	24.123	58.666	74.12	0.281	11:49:31.444	
7 -	35.073	23.371	58.444 (2)	74.40	0.059	11:50:29.888	
8 -	35.090	24.230	59.320	73.30	0.935	11:51:29.208	
9 -	35.248	23.798	59.046	73.64	0.661	11:52:28.254	
10 -	34.873	23.631	58.504 (3)	74.33	0.119	11:53:26.758	
11 -	34.858	23.527	58.385 (1)	74.48		11:54:25.143	
12 -	35.113	23.670	58.783	73.97	0.398	11:55:23.926	

BMCRC - MRO Championships 2024 - Rnd 7 @ Brands Hatch Indy

ACU Team Green Junior Cup & Senior Ninja & BMZRC 250 MZ

RACE 5 - SECTOR ANALYSIS



SECTOR 1 = FL to I1, SECTOR 2 = I1 to FL, DIFF = Difference To Personal Best Lap, P = Crossed Finish Line in Pit Lane, D = Time Disallowed

P13 197 S		Reece GUYETT		Kawasaki NINJA 300 - Rose MOT Centre			
IDEAL LAP TIME : 58.375		BEST LAP TIME : 58.460		DIFFERENCE : 0.085			
LAP	SECTOR 1	SECTOR 2	LAP TIME	MPH	DIFF	TIME OF DAY	
1 -		24.768	1:08.303	63.66	9.843	11:44:35.464	
2 -	35.789	24.270	1:00.059	72.40	1.599	11:45:35.523	
3 -	35.588	23.598	59.186	73.47	0.726	11:46:34.709	
4 -	35.582	24.023	59.605	72.95	1.145	11:47:34.314	
5 -	35.680	24.841	1:00.521	71.85	2.061	11:48:34.835	
6 -	34.785	24.470	59.255	73.38	0.795	11:49:34.090	
7 -	34.865	23.595	58.460 (1)	74.38		11:50:32.550	
8 -	35.068	23.847	58.915	73.81	0.455	11:51:31.465	
9 -	35.487	23.902	59.389	73.22	0.929	11:52:30.854	
10 -	34.995	23.590	58.585 (2)	74.22	0.125	11:53:29.439	
11 -	35.029	23.749	58.778	73.98	0.318	11:54:28.217	
12 -	34.979	23.714	58.693 (3)	74.09	0.233	11:55:26.910	

P14 46 J		Izzy CARTER		Kawasaki -			
IDEAL LAP TIME : 59.238		BEST LAP TIME : 59.604		DIFFERENCE : 0.366			
LAP	SECTOR 1	SECTOR 2	LAP TIME	MPH	DIFF	TIME OF DAY	
1 -		25.101	1:09.620	62.46	10.016	11:44:36.781	
2 -	36.742	24.707	1:01.449	70.76	1.845	11:45:38.230	
3 -	36.380	24.348	1:00.728	71.60	1.124	11:46:38.958	
4 -	35.682	24.027	59.709	72.82	0.105	11:47:38.667	
5 -	36.085	24.215	1:00.300	72.11	0.696	11:48:38.967	
6 -	35.731	23.873	59.604 (1)	72.95		11:49:38.571	
7 -	35.878	23.911	59.789	72.73	0.185	11:50:38.360	
8 -	35.866	24.448	1:00.314	72.09	0.710	11:51:38.674	
9 -	35.635	24.042	59.677 (3)	72.86	0.073	11:52:38.351	
10 -	35.365	24.297	59.662 (2)	72.88	0.058	11:53:38.013	
11 -	35.562	24.161	59.723	72.81	0.119	11:54:37.736	
12 -	36.179	24.224	1:00.403	71.99	0.799	11:55:38.139	

P15 12 J		Kees RAMSEY		Kawasaki NINJA 400 -			
IDEAL LAP TIME : 59.606		BEST LAP TIME : 59.773		DIFFERENCE : 0.167			
LAP	SECTOR 1	SECTOR 2	LAP TIME	MPH	DIFF	TIME OF DAY	
1 -		25.455	1:09.570	62.50	9.797	11:44:36.731	
2 -	36.500	24.900	1:01.400	70.82	1.627	11:45:38.131	
3 -	35.984	24.423	1:00.407	71.98	0.634	11:46:38.538	
4 -	35.579	24.342	59.921	72.57	0.148	11:47:38.459	
5 -	35.626	24.147	59.773 (1)	72.75		11:48:38.232	
6 -	35.824	24.459	1:00.283	72.13	0.510	11:49:38.515	
7 -	35.549	24.242	59.791 (2)	72.73	0.018	11:50:38.306	
8 -	35.607	24.735	1:00.342	72.06	0.569	11:51:38.648	
9 -	36.012	24.057	1:00.069	72.39	0.296	11:52:38.717	
10 -	35.693	24.473	1:00.166	72.27	0.393	11:53:38.883	
11 -	35.588	24.266	59.854 (3)	72.65	0.081	11:54:38.737	
12 -	35.708	24.526	1:00.234	72.19	0.461	11:55:38.971	

BMCRC - MRO Championships 2024 - Rnd 7 @ Brands Hatch Indy

ACU Team Green Junior Cup & Senior Ninja & BMZRC 250 MZ

RACE 5 - SECTOR ANALYSIS



SECTOR 1 = FL to I1, SECTOR 2 = I1 to FL, DIFF = Difference To Personal Best Lap, P = Crossed Finish Line in Pit Lane, D = Time Disallowed

P16 85 MZ Andrew WALES			MZ ETZ 250 - Show Control International			
IDEAL LAP TIME : 57.584		BEST LAP TIME : 57.816		DIFFERENCE : 0.232		
LAP	SECTOR 1	SECTOR 2	LAP TIME	MPH	DIFF	TIME OF DAY
1 -		24.398	1:28.663	49.04	30.847	11:44:55.824
2 -	35.107	24.311	59.418	73.18	1.602	11:45:55.242
3 -	34.821	24.493	59.314	73.31	1.498	11:46:54.556
4 -	34.603	23.491	58.094	74.85	0.278	11:47:52.650
5 -	35.413	24.912	1:00.325	72.08	2.509	11:48:52.975
6 -	35.354	23.822	59.176	73.48	1.360	11:49:52.151
7 -	35.034	23.669	58.703	74.07	0.887	11:50:50.854
8 -	34.627	23.496	58.123	74.81	0.307	11:51:48.977
9 -	35.521	23.831	59.352	73.26	1.536	11:52:48.329
10 -	34.189	23.627	57.816 (1)	75.21		11:53:46.145
11 -	34.577	23.395	57.972 (3)	75.01	0.156	11:54:44.117
12 -	34.291	23.529	57.820 (2)	75.20	0.004	11:55:41.937

P17 96 MZ Chris KENT			MZ TS 250 -			
IDEAL LAP TIME : 58.011		BEST LAP TIME : 58.086		DIFFERENCE : 0.075		
LAP	SECTOR 1	SECTOR 2	LAP TIME	MPH	DIFF	TIME OF DAY
1 -		23.971	1:28.665	49.04	30.579	11:44:55.826
2 -	35.264	24.041	59.305	73.32	1.219	11:45:55.131
3 -	34.925	24.536	59.461	73.13	1.375	11:46:54.592
4 -	34.821	23.491	58.312 (3)	74.57	0.226	11:47:52.904
5 -	35.343	25.008	1:00.351	72.05	2.265	11:48:53.255
6 -	35.340	23.596	58.936	73.78	0.850	11:49:52.191
7 -	34.656	23.903	58.559	74.26	0.473	11:50:50.750
8 -	34.635	23.678	58.313	74.57	0.227	11:51:49.063
9 -	35.165	24.012	59.177	73.48	1.091	11:52:48.240
10 -	34.662	23.424	58.086 (1)	74.86		11:53:46.326
11 -	34.665	23.456	58.121 (2)	74.81	0.035	11:54:44.447
12 -	34.587	24.049	58.636	74.16	0.550	11:55:43.083

P18 37 MZ_R Harry LAMACRAFT			MZ ETZ 250 - All Flower No Power			
IDEAL LAP TIME : 58.135		BEST LAP TIME : 58.135		DIFFERENCE : 0.000		
LAP	SECTOR 1	SECTOR 2	LAP TIME	MPH	DIFF	TIME OF DAY
1 -		24.372	1:29.669	48.49	31.534	11:44:56.830
2 -	35.044	24.236	59.280	73.35	1.145	11:45:56.110
3 -	35.096	24.195	59.291	73.34	1.156	11:46:55.401
4 -	34.793	23.971	58.764	74.00	0.629	11:47:54.165
5 -	34.616	24.353	58.969	73.74	0.834	11:48:53.134
6 -	35.074	24.011	59.085	73.59	0.950	11:49:52.219
7 -	34.649	23.986	58.635	74.16	0.500	11:50:50.854
8 -	34.714	23.899	58.613 (3)	74.19	0.478	11:51:49.467
9 -	35.065	24.292	59.357	73.26	1.222	11:52:48.824
10 -	34.887	23.692	58.579 (2)	74.23	0.444	11:53:47.403
11 -	34.463	23.672	58.135 (1)	74.80		11:54:45.538
12 -	35.088	24.217	59.305	73.32	1.170	11:55:44.843

BMCRC - MRO Championships 2024 - Rnd 7 @ Brands Hatch Indy

ACU Team Green Junior Cup & Senior Ninja & BMZRC 250 MZ

RACE 5 - SECTOR ANALYSIS



SECTOR 1 = FL to I1, SECTOR 2 = I1 to FL, DIFF = Difference To Personal Best Lap, P = Crossed Finish Line in Pit Lane, D = Time Disallowed

P19 58 J Max RHODES		Kawasaki NINJA 400 -				
IDEAL LAP TIME : 59.468		BEST LAP TIME : 59.468		DIFFERENCE : 0.000		
LAP	SECTOR 1	SECTOR 2	LAP TIME	MPH	DIFF	TIME OF DAY
1 -		26.044	1:13.329	59.30	13.861	11:44:40.490
2 -	38.288	25.661	1:03.949	68.00	4.481	11:45:44.439
3 -	37.419	24.889	1:02.308	69.79	2.840	11:46:46.747
4 -	36.193	24.745	1:00.938	71.36	1.470	11:47:47.685
5 -	35.687	24.288	59.975 (3)	72.50	0.507	11:48:47.660
6 -	35.953	24.596	1:00.549	71.81	1.081	11:49:48.209
7 -	35.505	24.075	59.580 (2)	72.98	0.112	11:50:47.789
8 -	35.403	24.065	59.468 (1)	73.12		11:51:47.257
9 -	36.778	25.133	1:01.911	70.23	2.443	11:52:49.168
10 -	36.166	24.237	1:00.403	71.99	0.935	11:53:49.571
11 -	36.470	24.278	1:00.748	71.58	1.280	11:54:50.319
12 -	36.078	24.563	1:00.641	71.71	1.173	11:55:50.960

P20 33 J Patrick KLINGE		Kawasaki NINJA 400 - Klingklong Racing				
IDEAL LAP TIME : 1:00.845		BEST LAP TIME : 1:00.847		DIFFERENCE : 0.002		
LAP	SECTOR 1	SECTOR 2	LAP TIME	MPH	DIFF	TIME OF DAY
1 -		25.170	1:09.936	62.17	9.089	11:44:37.097
2 -	36.713	24.763	1:01.476	70.73	0.629	11:45:38.573
3 -	36.895	24.608	1:01.503	70.70	0.656	11:46:40.076
4 -	36.539	24.690	1:01.229	71.02	0.382	11:47:41.305
5 -	36.663	24.637	1:01.300	70.93	0.453	11:48:42.605
6 -	36.544	24.622	1:01.166	71.09	0.319	11:49:43.771
7 -	36.847	24.697	1:01.544	70.65	0.697	11:50:45.315
8 -	36.825	24.667	1:01.492	70.71	0.645	11:51:46.807
9 -	36.834	24.480	1:01.314	70.92	0.467	11:52:48.121
10 -	36.699	24.367	1:01.066 (3)	71.21	0.219	11:53:49.187
11 -	36.541	24.306	1:00.847 (1)	71.46		11:54:50.034
12 -	36.649	24.402	1:01.051 (2)	71.22	0.204	11:55:51.085

P21 13 MZ Gordon RYAN		MZ 250 - Prism Work Psychology				
IDEAL LAP TIME : 58.988		BEST LAP TIME : 59.024		DIFFERENCE : 0.036		
LAP	SECTOR 1	SECTOR 2	LAP TIME	MPH	DIFF	TIME OF DAY
1 -		25.770	1:34.352	46.08	35.328	11:45:01.513
2 -	35.666	24.128	59.794	72.72	0.770	11:46:01.307
3 -	37.196	24.271	1:01.467	70.74	2.443	11:47:02.774
4 -	35.746	24.154	59.900	72.59	0.876	11:48:02.674
5 -	35.610	23.914	59.524	73.05	0.500	11:49:02.198
6 -	35.354	23.924	59.278	73.35	0.254	11:50:01.476
7 -	36.050	23.799	59.849	72.65	0.825	11:51:01.325
8 -	35.254	23.788	59.042 (2)	73.65	0.018	11:52:00.367
9 -	35.979	24.835	1:00.814	71.50	1.790	11:53:01.181
10 -	35.236	24.036	59.272 (3)	73.36	0.248	11:54:00.453
11 -	35.388	24.300	59.688	72.85	0.664	11:55:00.141
12 -	35.200	23.824	59.024 (1)	73.67		11:55:59.165

BMCRC - MRO Championships 2024 - Rnd 7 @ Brands Hatch Indy

ACU Team Green Junior Cup & Senior Ninja & BMZRC 250 MZ

RACE 5 - SECTOR ANALYSIS



SECTOR 1 = FL to I1, SECTOR 2 = I1 to FL, DIFF = Difference To Personal Best Lap, P = Crossed Finish Line in Pit Lane, D = Time Disallowed

P22 69 MZ Alexander MANN			MZ TS 250 - HS Racing			
IDEAL LAP TIME : 58.503		BEST LAP TIME : 58.503		DIFFERENCE : 0.000		
LAP	SECTOR 1	SECTOR 2	LAP TIME	MPH	DIFF	TIME OF DAY
1 -		24.366	1:30.848	47.86	32.345	11:44:58.009
2 -	36.129	24.047	1:00.176	72.26	1.673	11:45:58.185
3 -	35.767	24.012	59.779	72.74	1.276	11:46:57.964
4 -	37.003	24.690	1:01.693	70.48	3.190	11:47:59.657
5 -	35.839	24.154	59.993	72.48	1.490	11:48:59.650
6 -	36.548	24.495	1:01.043	71.23	2.540	11:50:00.693
7 -	35.402	23.797	59.199 (3)	73.45	0.696	11:50:59.892
8 -	35.409	24.784	1:00.193	72.24	1.690	11:52:00.085
9 -	37.021	24.930	1:01.951	70.19	3.448	11:53:02.036
10 -	35.696	24.140	59.836	72.67	1.333	11:54:01.872
11 -	35.075	23.722	58.797 (2)	73.95	0.294	11:55:00.669
12 -	35.015	23.488	58.503 (1)	74.33		11:55:59.172

P23 181 MZ_R Declan RYAN			MZ 250 - N/A			
IDEAL LAP TIME : 58.636		BEST LAP TIME : 58.639		DIFFERENCE : 0.003		
LAP	SECTOR 1	SECTOR 2	LAP TIME	MPH	DIFF	TIME OF DAY
1 -		24.360	1:30.464	48.06	31.825	11:44:57.625
2 -	35.792	24.080	59.872	72.63	1.233	11:45:57.497
3 -	35.579	24.845	1:00.424	71.96	1.785	11:46:57.921
4 -	36.626	24.742	1:01.368	70.86	2.729	11:47:59.289
5 -	36.380	24.220	1:00.600	71.75	1.961	11:48:59.889
6 -	36.156	24.674	1:00.830	71.48	2.191	11:50:00.719
7 -	35.924	23.968	59.892	72.60	1.253	11:51:00.611
8 -	34.929	24.509	59.438 (3)	73.16	0.799	11:52:00.049
9 -	36.923	24.693	1:01.616	70.57	2.977	11:53:01.665
10 -	35.569	24.485	1:00.054	72.41	1.415	11:54:01.719
11 -	35.435	23.798	59.233 (2)	73.41	0.594	11:55:00.952
12 -	34.932	23.707	58.639 (1)	74.15		11:55:59.591

P24 54 S Ben SCOTT			Kawasaki NINJA 250 - GI Landscapes VampTech			
IDEAL LAP TIME : 1:00.638		BEST LAP TIME : 1:00.638		DIFFERENCE : 0.000		
LAP	SECTOR 1	SECTOR 2	LAP TIME	MPH	DIFF	TIME OF DAY
1 -		26.059	1:13.140	59.45	12.502	11:44:40.301
2 -	38.378	25.503	1:03.881	68.07	3.243	11:45:44.182
3 -	38.201	25.321	1:03.522	68.45	2.884	11:46:47.704
4 -	37.617	25.191	1:02.808	69.23	2.170	11:47:50.512
5 -	37.358	25.334	1:02.692	69.36	2.054	11:48:53.204
6 -	37.101	25.022	1:02.123	69.99	1.485	11:49:55.327
7 -	36.637	24.956	1:01.593 (3)	70.60	0.955	11:50:56.920
8 -	37.353	24.937	1:02.290	69.81	1.652	11:51:59.210
9 -	36.648	25.017	1:01.665	70.51	1.027	11:53:00.875
10 -	36.091	24.547	1:00.638 (1)	71.71		11:54:01.513
11 -	37.086	24.665	1:01.751	70.42	1.113	11:55:03.264
12 -	36.554	24.804	1:01.358 (2)	70.87	0.720	11:56:04.622

BMCRC - MRO Championships 2024 - Rnd 7 @ Brands Hatch Indy

ACU Team Green Junior Cup & Senior Ninja & BMZRC 250 MZ

RACE 5 - SECTOR ANALYSIS



SECTOR 1 = FL to I1, SECTOR 2 = I1 to FL, DIFF = Difference To Personal Best Lap, P = Crossed Finish Line in Pit Lane, D = Time Disallowed

P25 73 S		Jemma GRAYSON		Kawasaki NINJA 300 -		
IDEAL LAP TIME : 1:00.661		BEST LAP TIME : 1:00.669		DIFFERENCE : 0.008		
LAP	SECTOR 1	SECTOR 2	LAP TIME	MPH	DIFF	TIME OF DAY
1 -		26.258	1:14.697	58.21	14.028	11:44:41.858
2 -	38.528	25.456	1:03.984	67.96	3.315	11:45:45.842
3 -	37.768	25.288	1:03.056	68.96	2.387	11:46:48.898
4 -	37.567	24.871	1:02.438	69.64	1.769	11:47:51.336
5 -	37.248	25.236	1:02.484	69.59	1.815	11:48:53.820
6 -	36.842	24.860	1:01.702	70.47	1.033	11:49:55.522
7 -	37.050	24.584	1:01.634	70.55	0.965	11:50:57.156
8 -	37.493	24.906	1:02.399	69.69	1.730	11:51:59.555
9 -	37.135	24.896	1:02.031	70.10	1.362	11:53:01.586
10 -	37.016	24.522	1:01.538 (3)	70.66	0.869	11:54:03.124
11 -	36.139	24.530	1:00.669 (1)	71.67		11:55:03.793
12 -	36.366	24.578	1:00.944 (2)	71.35	0.275	11:56:04.737

P26 26 J		Brooke CHAMPION		Kawasaki 300 NINJA -		
IDEAL LAP TIME : 1:01.608		BEST LAP TIME : 1:01.608		DIFFERENCE : 0.000		
LAP	SECTOR 1	SECTOR 2	LAP TIME	MPH	DIFF	TIME OF DAY
1 -		25.710	1:12.066	60.34	10.458	11:44:39.227
2 -	38.710	25.635	1:04.345	67.58	2.737	11:45:43.572
3 -	38.414	24.950	1:03.364	68.62	1.756	11:46:46.936
4 -	38.237	25.367	1:03.604	68.36	1.996	11:47:50.540
5 -	37.185	24.880	1:02.065 (2)	70.06	0.457	11:48:52.605
6 -	37.621	25.246	1:02.867	69.17	1.259	11:49:55.472
7 -	36.941	24.667	1:01.608 (1)	70.58		11:50:57.080
8 -	37.273	25.007	1:02.280 (3)	69.82	0.672	11:51:59.360
9 -	37.421	25.493	1:02.914	69.11	1.306	11:53:02.274
10 -	37.361	26.167	1:03.528	68.45	1.920	11:54:05.802
11 -	37.683	25.625	1:03.308	68.68	1.700	11:55:09.110

P27 95 MZ		Christopher ROGERS		MZ ETZ 250 - CB Racing		
IDEAL LAP TIME : 1:00.310		BEST LAP TIME : 1:00.431		DIFFERENCE : 0.121		
LAP	SECTOR 1	SECTOR 2	LAP TIME	MPH	DIFF	TIME OF DAY
1 -		25.304	1:35.220	45.66	34.789	11:45:02.381
2 -	38.199	25.051	1:03.250	68.75	2.819	11:46:05.631
3 -	37.059	24.869	1:01.928	70.22	1.497	11:47:07.559
4 -	36.932	24.648	1:01.580	70.61	1.149	11:48:09.139
5 -	36.742	24.430	1:01.172	71.08	0.741	11:49:10.311
6 -	36.388	24.536	1:00.924	71.37	0.493	11:50:11.235
7 -	36.187	24.368	1:00.555 (2)	71.81	0.124	11:51:11.790
8 -	36.382	24.584	1:00.966	71.32	0.535	11:52:12.756
9 -	35.942	24.489	1:00.431 (1)	71.95		11:53:13.187
10 -	37.807	24.390	1:02.197	69.91	1.766	11:54:15.384
11 -	36.447	24.406	1:00.853 (3)	71.46	0.422	11:55:16.237

P28 11 MZ		Carl CRIPPS		MZ ETZ250 - MIS UK LTD		
IDEAL LAP TIME : 59.769		BEST LAP TIME : 59.891		DIFFERENCE : 0.122		
LAP	SECTOR 1	SECTOR 2	LAP TIME	MPH	DIFF	TIME OF DAY
1 -		24.501	1:29.702	48.47	29.811	11:44:56.863
2 -	35.268	24.623	59.891 (1)	72.60		11:45:56.754
3 -	36.145	25.009	1:01.154 (2)	71.10	1.263	11:46:57.908
4 -	36.881	25.081	1:01.962	70.18	2.071	11:47:59.870
5 -	36.818	24.959	1:01.777	70.39	1.886	11:49:01.647
6 -	36.543	24.780	1:01.323 (3)	70.91	1.432	11:50:02.970
7 -	37.374	25.440	1:02.814	69.22	2.923	11:51:05.784
8 -	37.171	25.643	1:02.814	69.22	2.923	11:52:08.598
9 -	37.390	26.123	1:03.513	68.46	3.622	11:53:12.111
10 -	38.093	25.119	1:03.212	68.79	3.321	11:54:15.323
11 -	37.375	25.193	1:02.568	69.50	2.677	11:55:17.891

BMCRC - MRO Championships 2024 - Rnd 7 @ Brands Hatch Indy

ACU Team Green Junior Cup & Senior Ninja & BMZRC 250 MZ

RACE 5 - SECTOR ANALYSIS



SECTOR 1 = FL to I1, SECTOR 2 = I1 to FL, DIFF = Difference To Personal Best Lap, P = Crossed Finish Line in Pit Lane, D = Time Disallowed

P29 565 MZ Louis KERSHAW			MZ 250 - Team Lucky Streetsy/Walkers Campers			
IDEAL LAP TIME : 1:00.886			BEST LAP TIME : 1:01.072		DIFFERENCE : 0.186	
LAP	SECTOR 1	SECTOR 2	LAP TIME	MPH	DIFF	TIME OF DAY
1 -		24.956	1:31.868	47.33	30.796	11:44:59.029
2 -	36.765	25.442	1:02.207	69.90	1.135	11:46:01.236
3 -	37.918	25.398	1:03.316	68.68	2.244	11:47:04.552
4 -	36.856	25.378	1:02.234	69.87	1.162	11:48:06.786
5 -	37.220	25.622	1:02.842	69.19	1.770	11:49:09.628
6 -	37.074	25.387	1:02.461	69.62	1.389	11:50:12.089
7 -	36.442	24.630	1:01.072 (1)	71.20		11:51:13.161
8 -	36.484	24.671	1:01.155 (2)	71.10	0.083	11:52:14.316
9 -	36.256	25.205	1:01.461 (3)	70.75	0.389	11:53:15.777
10 -	37.608	24.794	1:02.402	69.68	1.330	11:54:18.179
11 -	37.363	25.719	1:03.082	68.93	2.010	11:55:21.261

P30 102 MZ_R Caleb WRIGHT			MZ 250 ETZ - Clover Investments			
IDEAL LAP TIME : 1:02.398			BEST LAP TIME : 1:02.696		DIFFERENCE : 0.298	
LAP	SECTOR 1	SECTOR 2	LAP TIME	MPH	DIFF	TIME OF DAY
1 -		25.733	1:34.247	46.14	31.551	11:45:01.408
2 -	38.007	25.400	1:03.407	68.58	0.711	11:46:04.815
3 -	37.596	25.173	1:02.769 (2)	69.27	0.073	11:47:07.584
4 -	37.664	25.316	1:02.980 (3)	69.04	0.284	11:48:10.564
5 -	37.225	25.764	1:02.989	69.03	0.293	11:49:13.553
6 -	38.536	25.667	1:04.203	67.73	1.507	11:50:17.756
7 -	37.471	25.539	1:03.010	69.01	0.314	11:51:20.766
8 -	37.448	25.248	1:02.696 (1)	69.36		11:52:23.462
9 -	38.105	25.380	1:03.485	68.49	0.789	11:53:26.947
10 -	37.393	26.664	1:04.057	67.88	1.361	11:54:31.004
11 -	37.765	25.463	1:03.228	68.77	0.532	11:55:34.232

P31 41 MZ Gary WILLIAMS			MZ ETZ 250 -			
IDEAL LAP TIME : 1:02.722			BEST LAP TIME : 1:02.934		DIFFERENCE : 0.212	
LAP	SECTOR 1	SECTOR 2	LAP TIME	MPH	DIFF	TIME OF DAY
1 -		26.239	1:36.371	45.12	33.437	11:45:03.532
2 -	39.011	25.718	1:04.729	67.18	1.795	11:46:08.261
3 -	38.386	26.299	1:04.685	67.22	1.751	11:47:12.946
4 -	38.326	25.639	1:03.965	67.98	1.031	11:48:16.911
5 -	38.287	25.610	1:03.897	68.05	0.963	11:49:20.808
6 -	38.091	25.419	1:03.510	68.47	0.576	11:50:24.318
7 -	37.638	25.340	1:02.978 (2)	69.04	0.044	11:51:27.296
8 -	37.998	25.337	1:03.335	68.66	0.401	11:52:30.631
9 -	37.568	25.424	1:02.992 (3)	69.03	0.058	11:53:33.623
10 -	37.385	25.549	1:02.934 (1)	69.09		11:54:36.557
11 -	37.407	25.813	1:03.220	68.78	0.286	11:55:39.777

P32 56 MZ Russell TURNER			MZ 250 - TT Racing			
IDEAL LAP TIME : 1:02.669			BEST LAP TIME : 1:02.804		DIFFERENCE : 0.135	
LAP	SECTOR 1	SECTOR 2	LAP TIME	MPH	DIFF	TIME OF DAY
1 -		26.094	1:36.385	45.11	33.581	11:45:03.546
2 -	38.805	25.748	1:04.553	67.36	1.749	11:46:08.099
3 -	39.556	26.816	1:06.372	65.51	3.568	11:47:14.471
4 -	39.284	26.219	1:05.503	66.38	2.699	11:48:19.974
5 -	38.397	26.331	1:04.728	67.18	1.924	11:49:24.702
6 -	39.044	25.784	1:04.828	67.07	2.024	11:50:29.530
7 -	38.133	25.674	1:03.807	68.15	1.003	11:51:33.337
8 -	37.798	25.307	1:03.105	68.91	0.301	11:52:36.442
9 -	37.362	25.442	1:02.804 (1)	69.24		11:53:39.246
10 -	37.480	25.468	1:02.948 (3)	69.08	0.144	11:54:42.194
11 -	37.444	25.372	1:02.816 (2)	69.22	0.012	11:55:45.010

BMCRC - MRO Championships 2024 - Rnd 7 @ Brands Hatch Indy

ACU Team Green Junior Cup & Senior Ninja & BMZRC 250 MZ

RACE 5 - SECTOR ANALYSIS



SECTOR 1 = FL to I1, SECTOR 2 = I1 to FL, DIFF = Difference To Personal Best Lap, P = Crossed Finish Line in Pit Lane, D = Time Disallowed

P33 166 MZ Graeme LEWIS		MZ 250 - Morris Racing Lubricants #MRL				
IDEAL LAP TIME : 1:03.590		BEST LAP TIME : 1:03.827		DIFFERENCE : 0.237		
LAP	SECTOR 1	SECTOR 2	LAP TIME	MPH	DIFF	TIME OF DAY
1 -		26.319	1:36.759	44.94	32.932	11:45:03.920
2 -	38.117	25.806	1:03.923 (3)	68.02	0.096	11:46:07.843
3 -	38.127	26.146	1:04.273	67.65	0.446	11:47:12.116
4 -	38.586	25.742	1:04.328	67.60	0.501	11:48:16.444
5 -	38.605	25.765	1:04.370	67.55	0.543	11:49:20.814
6 -	38.839	25.526	1:04.365	67.56	0.538	11:50:25.179
7 -	38.976	25.667	1:04.643	67.27	0.816	11:51:29.822
8 -	38.699	26.057	1:04.756	67.15	0.929	11:52:34.578
9 -	38.132	25.890	1:04.022	67.92	0.195	11:53:38.600
10 -	38.281	25.553	1:03.834 (2)	68.12	0.007	11:54:42.434
11 -	38.354	25.473	1:03.827 (1)	68.13		11:55:46.261

P34 32 MZ John ASHMEAD		MZ 250 -				
IDEAL LAP TIME : 1:03.913		BEST LAP TIME : 1:03.913		DIFFERENCE : 0.000		
LAP	SECTOR 1	SECTOR 2	LAP TIME	MPH	DIFF	TIME OF DAY
1 -		26.259	1:34.733	45.90	30.820	11:45:01.894
2 -	38.787	26.186	1:04.973	66.92	1.060	11:46:06.867
3 -	39.528	26.406	1:05.934	65.95	2.021	11:47:12.801
4 -	38.494	26.656	1:05.150	66.74	1.237	11:48:17.951
5 -	38.361	26.509	1:04.870	67.03	0.957	11:49:22.821
6 -	38.350	25.988	1:04.338 (3)	67.58	0.425	11:50:27.159
7 -	38.033	25.880	1:03.913 (1)	68.03		11:51:31.072
8 -	38.067	26.108	1:04.175 (2)	67.76	0.262	11:52:35.247

P35 3 J Henry McCARTNEY		Kawasaki NINJA -				
IDEAL LAP TIME : 59.645		BEST LAP TIME : 59.821		DIFFERENCE : 0.176		
LAP	SECTOR 1	SECTOR 2	LAP TIME	MPH	DIFF	TIME OF DAY
1 -		24.738	1:06.323	65.56	6.502	11:44:33.484
2 -	36.048	24.134	1:00.182 (3)	72.25	0.361	11:45:33.666
3 -	36.153	24.152	1:00.305	72.11	0.484	11:46:33.971
4 -	35.587	24.234	59.821 (1)	72.69		11:47:33.792
5 -	35.995	24.226	1:00.221	72.21	0.400	11:48:34.013
6 -	35.511	24.439	59.950 (2)	72.53	0.129	11:49:33.963

BMCRC - MRO Championships 2024 - Rnd 7 @ Brands Hatch Indy

ACU Team Green Junior Cup & Senior Ninja & BMZRC 250 MZ

RACE 5 - BEST SECTORS

SECTOR 1				SECTOR 2				IDEAL / BEST COMPARISON				
POS	NO	NAME	TIME	NO	NAME	TIME	POS	NO	NAME	IDEAL	BEST	DIFF
									PERFECT LAP	56.409		
1	2	WATT	33.615	2	WATT	22.794	1	2	WATT	56.409	56.843	0.434
2	1	ATKINSON	33.811	7	ROOKER	22.928	2	1	ATKINSON	56.904	56.904	0.000
3	9	PERRY	33.839	27	BROWN	22.952	3	9	PERRY	56.933	57.005	0.072
4	17	BUSA	33.906	76	WILKINSON	22.986	4	76	WILKINSON	56.943	56.984	0.041
5	76	WILKINSON	33.957	6	BUSA	23.052	5	7	ROOKER	57.033	57.145	0.112
6	6	BUSA	34.050	1	ATKINSON	23.093	6	6	BUSA	57.102	57.205	0.103
7	7	ROOKER	34.105	9	PERRY	23.094	7	17	BUSA	57.315	57.494	0.179
8	85	WALES	34.189	45	MACKENZIE	23.208	8	27	BROWN	57.364	57.413	0.049
9	45	MACKENZIE	34.305	81	SIMS	23.322	9	45	MACKENZIE	57.513	57.713	0.200
10	81	SIMS	34.340	43	SWARBRICK	23.371	10	85	WALES	57.584	57.816	0.232
11	27	BROWN	34.412	85	WALES	23.395	11	81	SIMS	57.662	57.968	0.306
12	37	LAMACRAFT	34.463	17	BUSA	23.409	12	43	SWARBRICK	57.914	58.385	0.471
13	65	RHODES	34.531	96	KENT	23.424	13	96	KENT	58.011	58.086	0.075
14	43	SWARBRICK	34.543	69	MANN	23.488	14	65	RHODES	58.060	58.130	0.070
15	96	KENT	34.587	65	RHODES	23.529	15	37	LAMACRAFT	58.135	58.135	0.000
16	197	GUYETT	34.785	197	GUYETT	23.590	16	197	GUYETT	58.375	58.460	0.085
17	181	RYAN	34.929	37	LAMACRAFT	23.672	17	69	MANN	58.503	58.503	0.000
18	69	MANN	35.015	181	RYAN	23.707	18	181	RYAN	58.636	58.639	0.003
19	13	RYAN	35.200	13	RYAN	23.788	19	13	RYAN	58.988	59.024	0.036
20	11	CRIPPS	35.268	46	CARTER	23.873	20	46	CARTER	59.238	59.604	0.366
21	46	CARTER	35.365	12	RAMSEY	24.057	21	58	RHODES	59.468	59.468	0.000
22	58	RHODES	35.403	58	RHODES	24.065	22	12	RAMSEY	59.606	59.773	0.167
23	3	McCARTNEY	35.511	3	McCARTNEY	24.134	23	3	McCARTNEY	59.645	59.821	0.176
24	12	RAMSEY	35.549	33	KLINGE	24.306	24	11	CRIPPS	59.769	59.891	0.122
25	95	ROGERS	35.942	95	ROGERS	24.368	25	95	ROGERS	1:00.310	1:00.431	0.121
26	54	SCOTT	36.091	11	CRIPPS	24.501	26	54	SCOTT	1:00.638	1:00.638	0.000
27	73	GRAYSON	36.139	73	GRAYSON	24.522	27	73	GRAYSON	1:00.661	1:00.669	0.008
28	565	KERSHAW	36.256	54	SCOTT	24.547	28	33	KLINGE	1:00.845	1:00.847	0.002
29	33	KLINGE	36.539	565	KERSHAW	24.630	29	565	KERSHAW	1:00.886	1:01.072	0.186
30	26	CHAMPION	36.941	26	CHAMPION	24.667	30	26	CHAMPION	1:01.608	1:01.608	0.000
31	102	WRIGHT	37.225	102	WRIGHT	25.173	31	102	WRIGHT	1:02.398	1:02.696	0.298
32	56	TURNER	37.362	56	TURNER	25.307	32	56	TURNER	1:02.669	1:02.804	0.135
33	41	WILLIAMS	37.385	41	WILLIAMS	25.337	33	41	WILLIAMS	1:02.722	1:02.934	0.212
34	32	ASHMEAD	38.033	166	LEWIS	25.473	34	166	LEWIS	1:03.590	1:03.827	0.237
35	166	LEWIS	38.117	32	ASHMEAD	25.880	35	32	ASHMEAD	1:03.913	1:03.913	0.000

BMCRC - MRO Championships 2024 - Rnd 7 @ Brands Hatch Indy

ACU Team Green Junior Cup & Senior Ninja & BMZRC 250 MZ

RACE 5 - STATISTICS

Competitors Started	35
Planned Start	2024-09-22 @ 11:42:00.000
Actual Start	2024-09-22 @ 11:43:27.160
Finish Time	2024-09-22 @ 11:55:09.171
Track Length	1.2079mi.
Total Laps	402
Total Distance Covered	485.5941mi.

Session Fastest Lap History

NO	CL	NAME	LAP TIME	TIME OF DAY	LAP	VEHICLE
1	S	Phil ATKINSON	58.562	11:45:31.315	2	Kawasaki NINJA 400
1	S	Phil ATKINSON	58.341	11:46:29.656	3	Kawasaki NINJA 400
9	J	Kobe PERRY	57.983	11:46:29.717	3	Kawasaki NINJA
76	J	Luca WILKINSON	57.600	11:46:29.909	3	Kawasaki NINJA400
1	S	Phil ATKINSON	57.566	11:48:25.039	5	Kawasaki NINJA 400
76	J	Luca WILKINSON	57.476	11:48:25.243	5	Kawasaki NINJA400
2	J	Kade WATT	57.308	11:49:26.500	6	Kawasaki NINJA 400
2	J	Kade WATT	56.973	11:51:21.076	8	Kawasaki NINJA 400
2	J	Kade WATT	56.917	11:52:17.993	9	Kawasaki NINJA 400
2	J	Kade WATT	56.843	11:53:14.836	10	Kawasaki NINJA 400

Session Leader History

NO	CL	NAME	FROM LAP	LAPS LED	DISTANCE	VEHICLE
1	S	Phil ATKINSON	1	5	6.03 miles	Kawasaki NINJA 400
76	J	Luca WILKINSON	6	5	6.03 miles	Kawasaki NINJA400
2	J	Kade WATT	11	2	2.41 miles	Kawasaki NINJA 400

Flag History

TYPE	TIME OF DAY
GREEN	11:43:27.160
FINISH	11:55:09.171

Flag Statistics

TYPE	COUNT	TOTAL LAPS	TOTAL TIME
Green	1	12	13:11.166
Red	0	0	0.000
Safety Car	0	0	0.000
FCY	0	0	0.000

BMCRC - MRO Championships 2024 - Rnd 7 @ Brands Hatch Indy

ACU Team Green Junior Cup & Senior Ninja & BMZRC 250 MZ

RACE 5 - STATISTICS

CLASS : MZ

11 Starters

Fastest Lap History

NO	NAME	LAP TIME	TIME OF DAY	LAP	VEHICLE
96	Chris KENT	59.305	11:45:55.131	2	MZ TS 250
85	Andrew WALES	58.094	11:47:52.650	4	MZ ETZ 250
85	Andrew WALES	57.816	11:53:46.145	10	MZ ETZ 250

Leader History

NO	NAME	FROM LAP	LAPS LED	DISTANCE	VEHICLE
85	Andrew WALES	1	1	1.20 miles	MZ ETZ 250
96	Chris KENT	2	1	1.20 miles	MZ TS 250
85	Andrew WALES	3	4	4.83 miles	MZ ETZ 250
96	Chris KENT	7	1	1.20 miles	MZ TS 250
85	Andrew WALES	8	1	1.20 miles	MZ ETZ 250
96	Chris KENT	9	1	1.20 miles	MZ TS 250
85	Andrew WALES	10	3	3.62 miles	MZ ETZ 250

BMCRC - MRO Championships 2024 - Rnd 7 @ Brands Hatch Indy

ACU Team Green Junior Cup & Senior Ninja & BMZRC 250 MZ

RACE 5 - STATISTICS

CLASS : MZ_R

3 Starters

Fastest Lap History

NO	NAME	LAP TIME	TIME OF DAY	LAP	VEHICLE
37	Harry LAMACRAFT	59.280	11:45:56.110	2	MZ ETZ 250
37	Harry LAMACRAFT	58.764	11:47:54.165	4	MZ ETZ 250
37	Harry LAMACRAFT	58.635	11:50:50.854	7	MZ ETZ 250
37	Harry LAMACRAFT	58.613	11:51:49.467	8	MZ ETZ 250
37	Harry LAMACRAFT	58.579	11:53:47.403	10	MZ ETZ 250
37	Harry LAMACRAFT	58.135	11:54:45.538	11	MZ ETZ 250

Leader History

NO	NAME	FROM LAP	LAPS LED	DISTANCE	VEHICLE
37	Harry LAMACRAFT	1	12	14.49 miles	MZ ETZ 250

BMCRC - MRO Championships 2024 - Rnd 7 @ Brands Hatch Indy

ACU Team Green Junior Cup & Senior Ninja & BMZRC 250 MZ

RACE 5 - STATISTICS

CLASS : J

14 Starters

Fastest Lap History

NO	NAME	LAP TIME	TIME OF DAY	LAP	VEHICLE
9	Kobe PERRY	58.667	11:45:31.734	2	Kawasaki NINJA
9	Kobe PERRY	57.983	11:46:29.717	3	Kawasaki NINJA
76	Luca WILKINSON	57.600	11:46:29.909	3	Kawasaki NINJA400
76	Luca WILKINSON	57.476	11:48:25.243	5	Kawasaki NINJA400
2	Kade WATT	57.308	11:49:26.500	6	Kawasaki NINJA 400
2	Kade WATT	56.973	11:51:21.076	8	Kawasaki NINJA 400
2	Kade WATT	56.917	11:52:17.993	9	Kawasaki NINJA 400
2	Kade WATT	56.843	11:53:14.836	10	Kawasaki NINJA 400

Leader History

NO	NAME	FROM LAP	LAPS LED	DISTANCE	VEHICLE
9	Kobe PERRY	1	3	3.62 miles	Kawasaki NINJA
76	Luca WILKINSON	4	7	8.45 miles	Kawasaki NINJA400
2	Kade WATT	11	2	2.41 miles	Kawasaki NINJA 400

BMCRC - MRO Championships 2024 - Rnd 7 @ Brands Hatch Indy

ACU Team Green Junior Cup & Senior Ninja & BMZRC 250 MZ

RACE 5 - STATISTICS

CLASS : S

7 Starters

Fastest Lap History

NO	NAME	LAP TIME	TIME OF DAY	LAP	VEHICLE
1	Phil ATKINSON	58.562	11:45:31.315	2	Kawasaki NINJA 400
1	Phil ATKINSON	58.341	11:46:29.656	3	Kawasaki NINJA 400
17	Daryn BUSA	57.662	11:46:30.482	3	Kawasaki NINJA 400
1	Phil ATKINSON	57.566	11:48:25.039	5	Kawasaki NINJA 400
17	Daryn BUSA	57.494	11:48:25.687	5	Kawasaki NINJA 400
27	Ben BROWN	57.413	11:51:22.603	8	Kawasaki NINJA 400
1	Phil ATKINSON	56.904	11:55:10.079	12	Kawasaki NINJA 400

Leader History

NO	NAME	FROM LAP	LAPS LED	DISTANCE	VEHICLE
1	Phil ATKINSON	1	12	14.49 miles	Kawasaki NINJA 400



BMCRC - MRO Championships 2024 - Rnd 7 @ Brands Hatch Indy

ACU Team Green Junior Cup & Senior Ninja & BMZRC 250 MZ

RACE 15 - GRID (12 Laps)

ROW 15		44	32	1:03.913 John ASHMEAD	43	166	1:03.827 Graeme LEWIS			
ROW 14	42	41	1:02.934 Gary WILLIAMS	41	56	1:02.804 Russell TURNER	40	102	1:02.696 Caleb WRIGHT	
ROW 13		39	565	1:01.072 Louis KERSHAW	38	95	1:00.431 Christopher ROGERS	37	11	59.891 Carl CRIPPS
ROW 12	36	13	59.024 Gordon RYAN	35	181	58.639 Declan RYAN	34	69	58.503 Alexander MANN	
ROW 11		33	37	58.135 Harry LAMACRAFT	32	96	58.086 Chris KENT	31	85	57.816 Andrew WALES
ROW 10										
ROW 9										
ROW 8					22	4	Nigel FRANKLIN			
ROW 7		21	26	1:01.608 Brooke CHAMPION	20	33	1:00.847 Patrick KLINGE	19	73	1:00.669 Jemma GRAYSON
ROW 6	18	54	1:00.638 Ben SCOTT	17	3	59.821 Henry McCARTNEY	16	12	59.773 Kees RAMSEY	
ROW 5		15	46	59.604 Izzy CARTER	14	58	59.468 Max RHODES	13	197	58.460 Reece GUYETT
ROW 4	12	43	58.385 Mark SWARBRICK	11	65	58.130 Lilly RHODES	10	81	57.968 Ollie SIMS	
ROW 3		9	45	57.713 Marley MACKENZIE	8	17	57.494 Daryn BUSA	7	27	57.413 Ben BROWN
ROW 2	6	6	57.205 Kian BUSA	5	7	57.145 Travis ROOKER	4	9	57.005 Kobe PERRY	
ROW 1		3	76	56.984 Luca WILKINSON	2	1	56.904 Phil ATKINSON	1	2	56.843 Kade WATT

Pole



These results are provisional until the conclusion of any judicial and technical matters.

Brands Hatch Indy: 1.2079 miles

Clerk Of Course:	Stewards:	Timekeeper: Richard Evans	
------------------	-----------	---------------------------	--

Results can be found at www.tsl-timing.com

Printed - 12:00 Sunday, 22 September 2024





BMCRC - MRO Championships 2024 - Rnd 7 @ Brands Hatch Indy

ACU Team Green Junior Cup & Senior Ninja & BMZRC 250 MZ

RACE 15 - CLASSIFICATION

Race Distance: 12 Laps / 14.49 miles

POS	NO	CL	PIC	NAME	ENTRY	LAPS	TIME	GAP	DIFF	MPH	BEST	ON	GRD	↑↓
1	2	J	1	Kade WATT	Kawasaki NINJA 400 - 3D Racing	12	11:21.812			76.53	55.892	12	1	0
2	9	J	2	Kobe PERRY	Kawasaki NINJA -	12	11:21.873	0.061	0.061	76.52	55.483	4	4	2
3	1	S	1	Phil ATKINSON	Kawasaki NINJA 400 - ROSE MOT/Q Oil Treatments	12	11:24.967	3.155	3.094	76.18	55.987	3	2	-1
4	81	J	3	Ollie SIMS	Kawasaki NINJA 400 - Motorbodies Weston ltd	12	11:31.499	9.687	6.532	75.46	56.415	6	10	6
5	45	J	4	Marley MACKENZIE	Kawasaki NINJA - Kirkcaldy Kawasaki, ELP	12	11:31.502	9.690	0.003	75.46	56.618	7	9	4
6	76	J	5	Luca WILKINSON	Kawasaki NINJA400 - RD Racing	12	11:31.514	9.702	0.012	75.46	56.607	3	3	-3
7	27	S	2	Ben BROWN	Kawasaki NINJA 400 - Hunts Motorcycles	12	11:36.148	14.336	4.634	74.95	56.637	7	7	0
8	6	J	6	Kian BUSA	Kawasaki 400 NINJA - iActiveRC	12	11:37.046	15.234	0.898	74.86	56.414	6	6	-2
9	43	S	3	Mark SWARBRICK	Kawasaki NINJA 400 -	12	11:37.239	15.427	0.193	74.84	56.580	2	12	3
10	17	S	4	Daryn BUSA	Kawasaki NINJA 400 - iActiveRC	12	11:37.544	15.732	0.305	74.80	56.809	6	8	-2
11	12	J	7	Kees RAMSEY	Kawasaki NINJA 400 -	12	11:48.699	26.887	11.155	73.63	58.038	6	16	5
12	46	J	8	Izzy CARTER	Kawasaki -	12	11:52.760	30.948	4.061	73.21	58.217	6	15	3
13	33	J	9	Patrick KLINGE	Kawasaki NINJA 400 - Klingklong Racing	12	12:04.986	43.174	12.226	71.97	59.299	10	20	7
14	85	MZ	1	Andrew WALES	MZ ETZ 250 - Show Control International	12	12:10.475	48.663	5.489	71.43	57.557	6	23	9
15	565	MZ	2	Louis KERSHAW	MZ 250 - Team Lucky Streetsy/Walkers Campers	12	12:10.480	48.668	0.005	71.43	57.361	10	31	16
16	96	MZ	3	Chris KENT	MZ TS 250 -	12	12:15.705	53.893	5.225	70.92	57.914	3	24	8
17	37	MZ_R	1	Harry LAMACRAFT	MZ ETZ 250 - All Flower No Power	12	12:15.743	53.931	0.038	70.92	58.093	3	25	8
18	54	S	5	Ben SCOTT	Kawasaki NINJA 250 - GI Landscapes VampTech	12	12:20.598	58.786	4.855	70.46	1:00.327	10	18	0
19	181	MZ_R	2	Declan RYAN	MZ 250 - N/A	12	12:21.363	59.551	0.765	70.38	57.822	6	27	8
20	58	J	10	Max RHODES	Kawasaki NINJA 400 -	11	11:26.737	1 Lap	1 Lap	69.65	58.561	5	14	-6
21	13	MZ	4	Gordon RYAN	MZ 250 - Prism Work Psychology	11	11:31.635	1 Lap	4.898	69.16	59.357	3	28	7
22	26	J	11	Brooke CHAMPION	Kawasaki 300 NINJA -	11	11:33.384	1 Lap	1.749	68.98	1:01.178	2	21	-1
23	95	MZ	5	Christopher ROGERS	MZ ETZ 250 - CB Racing	11	11:34.983	1 Lap	1.599	68.82	59.367	2	30	7
24	69	MZ	6	Alexander MANN	MZ TS 250 - HS Racing	11	11:40.371	1 Lap	5.388	68.29	58.678	2	26	2
25	73	S	6	Jemma GRAYSON	Kawasaki NINJA 300 -	11	11:46.548	1 Lap	6.177	67.70	1:02.510	10	19	-6
26	102	MZ_R	3	Caleb WRIGHT	MZ 250 ETZ - Clover Investments	11	11:49.014	1 Lap	2.466	67.46	1:00.871	2	32	6
27	41	MZ	7	Gary WILLIAMS	MZ ETZ 250 -	11	11:50.683	1 Lap	1.669	67.30	1:00.510	11	34	7
28	56	MZ	8	Russell TURNER	MZ 250 - TT Racing	11	11:53.544	1 Lap	2.861	67.03	1:01.275	7	33	5
29	166	MZ	9	Graeme LEWIS	MZ 250 - Morris Racing Lubricants #MRL	11	11:58.517	1 Lap	4.973	66.57	1:01.873	3	35	6

NOT CLASSIFIED

DNF	7	J		Travis ROOKER	Kawasaki NINJA 400 - Swedish car connection	7	6:46.148	5 Laps	4 Laps	74.94	56.262	7	5	
DNF	65*	J		Lilly RHODES	Kawasaki NINJA - Family	7	6:56.174	5 Laps	10.026	73.14	56.523	7	11	
DNF	11	MZ		Carl CRIPPS	MZ ETZ250 - MIS UK LTD	7	7:42.057	5 Laps	45.883	65.87	1:00.617	3	29	
DNF	3	J		Henry McCARTNEY	Kawasaki NINJA -	6	5:45.954	6 Laps	1 Lap	75.41	55.436	6	17	

FASTEST LAP

3	J			Henry McCARTNEY	Kawasaki NINJA -	6	55.436			78.44 mph	126.24 kph			
1	S			Phil ATKINSON	Kawasaki NINJA 400 - ROSE MOT/Q Oil Treatments	3	55.987			77.67 mph	125.00 kph			
565	MZ			Louis KERSHAW	MZ 250 - Team Lucky Streetsy/Walkers Campers	10	57.361			75.81 mph	122.00 kph			
181	MZ_R			Declan RYAN	MZ 250 - N/A	6	57.822			75.20 mph	121.03 kph			

Comments:

#65 - 10 Second penalty - Jump start.
 Class J - 92.5% of Race Speed = 70.79 mph
 Class S - 92.5% of Race Speed = 70.46 mph
 Class MZ - 92.5% of Race Speed = 66.07 mph
 Class MZ_R - 92.5% of Race Speed = 65.60 mph

Weather / Track : Cloudy / Dry

Date: 22/09/2024 Start: 15:26 Finish: 15:37

These results are provisional until the conclusion of any judicial and technical matters.

Brands Hatch Indy: 1.2079 miles

Clerk Of Course:	Stewards:	Timekeeper: Richard Evans	
------------------	-----------	---------------------------	--

Results can be found at www.tsl-timing.com

Printed - 15:41 Sunday, 22 September 2024



BMCRC - MRO Championships 2024 - Rnd 7 @ Brands Hatch Indy

ACU Team Green Junior Cup & Senior Ninja & BMZRC 250 MZ

RACE 15 - LAP CHART

LAP 1 @ 15:27:34.870

NO	BEHIND	LAP TIME
2		1:01.786
1	0.789	1:02.575
9	1.627	1:03.413
76	1.755	1:03.541
27	1.801	1:03.587
7	1.888	1:03.674
6	2.320	1:04.106
45	2.381	1:04.167
65	2.469	1:04.255
81	3.007	1:04.793
3	3.074	1:04.860
43	3.767	1:05.553
17	3.855	1:05.641
12	4.148	1:05.934
46	4.192	1:05.978
58	5.049	1:06.835
54	6.048	1:07.834
33	6.167	1:07.953
26	9.841	1:11.627
73	9.872	1:11.658
85	28.350	1:30.136
37	28.423	1:30.209
181	28.516	1:30.302
96	29.233	1:31.019
13	29.299	1:31.085
69	29.467	1:31.253
565	29.614	1:31.400
95	29.698	1:31.484
102	30.955	1:32.741
11	32.123	1:33.909
166	33.098	1:34.884
41	33.212	1:34.998
56	33.253	1:35.039

13	33.179	1:00.225
102	35.481	1:00.871
11	36.448	1:00.670
166	38.785	1:02.032
41	39.003	1:02.136
56	39.404	1:02.496

LAP 3 @ 15:29:27.479

NO	BEHIND	LAP TIME
2		56.264
1	0.338	55.987
9	1.401	55.823
76	2.666	56.607
27	2.987	56.685
65	3.425	57.006
3	3.565	56.389
7	3.613	57.155
45	3.794	56.724
81	4.062	56.457
6	4.209	57.095
43	4.404	56.666
17	5.479	56.906
12	7.849	58.097
46	8.764	58.606
58	10.155	58.607
33	13.582	59.432
54	14.966	1:00.873
26	20.083	1:01.673
73	23.380	1:03.069
85	32.331	58.028
37	32.433	58.093
96	32.744	57.914
181	33.258	58.400
565	33.308	57.892
69	35.327	59.791
95	36.183	59.727
13	36.272	59.357
102	40.741	1:01.524
11	40.801	1:00.617
166	44.394	1:01.873
41	44.641	1:01.902
56	45.189	1:02.049

LAP 4 @ 15:30:23.865

NO	BEHIND	LAP TIME
2		56.386
1	0.157	56.205
9	0.498	55.483
76	3.792	57.512
3	3.879	56.700
65	4.014	56.975
81	4.715	57.039
27	4.911	58.310
45	4.919	57.511
6	5.100	57.277
7	5.164	57.937
43	5.324	57.306
17	6.325	57.232
12	9.560	58.097
46	11.230	58.852
58	12.650	58.881
33	16.678	59.482
54	19.378	1:00.798
26	24.886	1:01.189
73	30.745	1:03.751

85	34.252	58.307
96	34.673	58.315
37	34.721	58.674
565	34.758	57.836
181	35.481	58.609
69	39.249	1:00.308
13	40.141	1:00.255
95	40.548	1:00.751
11	45.544	1:01.129
102	46.136	1:01.781
41	50.039	1:01.784
166	50.258	1:02.250
56	50.508	1:01.705

LAP 5 @ 15:31:20.352

NO	BEHIND	LAP TIME
2		56.487
9	0.152	56.141
1	0.851	57.181
3	3.250	55.858
76	3.946	56.641
81	4.769	56.541
65	5.235	57.708
45	5.268	56.836
27	5.314	56.890
7	5.450	56.773
43	5.767	56.930
17	6.738	56.900
6	7.401	58.788
12	11.384	58.311
46	13.230	58.487
58	14.724	58.561
33	19.543	59.352
54	23.514	1:00.623
26	29.931	1:01.532
85	36.227	58.462
96	36.510	58.324
37	36.531	58.297
565	36.537	58.266
181	37.329	58.335
73	38.713	1:04.455
13	43.839	1:00.185
95	43.861	59.800
69	44.068	1:01.306
11	50.130	1:01.073
102	50.888	1:01.239
41	55.542	1:01.990
166	55.692	1:01.921

LAP 6 @ 15:32:16.389

NO	BEHIND	LAP TIME
2		56.037
9	0.107	55.992
56	1 Lap	1:02.165
1	0.901	56.087
3	2.649	55.436
76	4.731	56.822
81	5.147	56.415
45	6.019	56.788
65	6.346	57.148
7	6.581	57.168
27	6.986	57.709
43	7.280	57.550
17	7.510	56.809
6	7.778	56.414

12	13.385	58.038
46	15.410	58.217
33	23.041	59.535
58	27.778	1:09.091
54	28.663	1:01.186
26	35.348	1:01.454
85	37.747	57.557
565	37.949	57.449
37	38.872	58.378
96	38.904	58.431
181	39.114	57.822
73	45.909	1:03.233
13	47.647	59.845
95	47.670	59.846
69	48.865	1:00.834
11	55.577	1:01.484

LAP 7 @ 15:33:12.423

NO	BEHIND	LAP TIME
9		55.927
2	0.029	56.063
102	1 Lap	1:01.357
1	1.439	56.572
56	1 Lap	1:01.348
41	1 Lap	1:02.013
76	5.650	56.953
81	5.845	56.732
166	1 Lap	1:02.746
45	6.603	56.618
7	6.809	56.262
65	6.835	56.523
27	7.589	56.637
43	7.956	56.710
17	8.326	56.850
6	8.394	56.650
12	15.519	58.168
46	17.687	58.311
33	26.629	59.622
58	33.293	1:01.549
54	34.740	1:02.111
85	40.079	58.366
565	40.614	58.699
26	40.843	1:01.529
37	41.467	58.629
96	41.579	58.709
181	42.064	58.984
13	51.648	1:00.035
95	51.763	1:00.127
73	54.273	1:04.398
69	54.414	1:01.583

LAP 8 @ 15:34:08.958

NO	BEHIND	LAP TIME
2		56.506
9	0.260	56.795
1	1.459	56.555
102	1 Lap	1:02.364
11	1 Lap	1:03.175
76	6.315	57.200
81	6.325	57.015
45	7.033	56.965
27	9.032	57.978
43	9.686	58.265
6	10.156	58.297
56	1 Lap	1:01.275

17	10.498	58.707
41	1 Lap	1:01.798
166	1 Lap	1:02.525
12	18.440	59.456
46	20.957	59.805
33	30.626	1:00.532
54	42.180	1:03.975
58	42.192	1:05.434
85	42.251	58.707
565	42.303	58.224
37	44.637	59.705
96	44.754	59.710
181	45.965	1:00.436
26	49.108	1:04.800
13	55.145	1:00.032
95	55.796	1:00.568

LAP 9 @ 15:35:05.582

NO	BEHIND	LAP TIME
2		56.624
9	0.225	56.589
1	2.026	57.191
69	1 Lap	1:04.233
73	1 Lap	1:04.877
76	7.337	57.646
81	7.484	57.783
45	7.601	57.192
27	10.476	58.068
6	11.038	57.506
43	11.054	57.992
102	1 Lap	1:02.031
17	12.143	58.269
41	1 Lap	1:01.153
56	1 Lap	1:01.803
166	1 Lap	1:03.028
12	20.882	59.066
46	23.246	58.913
33	34.000	59.998
85	43.849	58.222
565	44.242	58.563
54	46.295	1:00.739
96	46.933	58.803
37	47.194	59.181
181	49.096	59.755
58	49.432	1:03.864
26	55.422	1:02.938

LAP 10 @ 15:36:02.459

NO	BEHIND	LAP TIME
2		56.877
9	0.031	56.683
1	1.627	56.478
13	1 Lap	1:00.255
95	1 Lap	1:01.039
81	8.057	57.450
45	8.061	57.337
76	8.154	57.694
69	1 Lap	1:01.432
27	11.666	58.067
6	11.984	57.823
43	12.079	57.902
73	1 Lap	1:02.976
17	12.579	57.313
102	1 Lap	1:01.328
41	1 Lap	1:01.494

BMCRC - MRO Championships 2024 - Rnd 7 @ Brands Hatch Indy

ACU Team Green Junior Cup & Senior Ninja & BMZRC 250 MZ

RACE 15 - LAP CHART

56	1 Lap	1:02.078	46	30.948	58.979
12	22.304	58.299	56	1 Lap	1:01.935
166	1 Lap	1:02.215	166	1 Lap	1:02.900
46	25.025	58.656	33	43.174	59.673
33	36.422	59.299	85	48.663	57.741
85	44.664	57.692	565	48.668	57.808
565	44.726	57.361	96	53.893	58.834
37	48.651	58.334	37	53.931	58.801
96	48.681	58.625	54	58.786	1:01.112
54	49.745	1:00.327	181	59.551	1:01.382
181	51.606	59.387			
58	54.731	1:02.176			

LAP 11 @ 15:36:59.004

NO	BEHIND	LAP TIME
2		56.545
9	0.069	56.583
1	2.063	56.981
26	1 Lap	1:02.556
13	1 Lap	59.600
95	1 Lap	59.759
81	8.490	56.978
45	8.495	56.979
76	8.631	57.022
27	12.728	57.607
6	14.051	58.612
43	14.138	58.604
17	14.317	58.283
69	1 Lap	1:00.857
73	1 Lap	1:02.510
102	1 Lap	1:02.575
12	23.935	58.176
41	1 Lap	1:00.905
56	1 Lap	1:01.651
46	27.861	59.381
166	1 Lap	1:02.143
33	39.393	59.516
565	46.752	58.571
85	46.814	58.695
96	50.951	58.815
37	51.022	58.916
54	53.566	1:00.366
181	54.061	59.000

LAP 12 @ 15:37:54.896

NO	BEHIND	LAP TIME
2		55.892
9	0.061	55.884
1	3.155	56.984
58	1 Lap	1:02.631
81	9.687	57.089
45	9.690	57.087
76	9.702	56.963
13	1 Lap	1:00.761
26	1 Lap	1:02.908
95	1 Lap	1:02.515
27	14.336	57.500
6	15.234	57.075
43	15.427	57.181
17	15.732	57.307
69	1 Lap	1:00.096
73	1 Lap	1:02.573
12	26.887	58.844
102	1 Lap	1:01.203
41	1 Lap	1:00.510

Weather / Track : Cloudy / Dry

BMCRC - MRO Championships 2024 - Rnd 7 @ Brands Hatch Indy

ACU Team Green Junior Cup & Senior Ninja & BMZRC 250 MZ

RACE 15 - POSITION CHART

No	Name	Lap Pos	Lap											
			1	2	3	4	5	6	7	8	9	10	11	12
2	WATT	1	2	2	2	2	2	2	9	2	2	2	2	2
1	ATKINSON	2	1	1	1	1	9	9	2	9	9	9	9	9
76	WILKINSON	3	9	9	9	9	1	1	1	1	1	1	1	1
9	PERRY	4	76	76	76	76	3	3	76	76	76	81	81	81
7	ROOKER	5	27	27	27	3	76	76	81	81	81	45	45	45
6	BUSA	6	7	65	65	65	81	81	45	45	45	76	76	76
27	BROWN	7	6	7	3	81	65	45	7	27	27	27	27	27
17	BUSA	8	45	45	7	27	45	65	65	43	6	6	6	6
45	MACKENZIE	9	65	6	45	45	27	7	27	6	43	43	43	43
81	SIMS	10	81	3	81	6	7	27	43	17	17	17	17	17
65	RHODES	11	3	81	6	7	43	43	17	12	12	12	12	12
43	SWARBRICK	12	43	43	43	43	17	17	6	46	46	46	46	46
58	RHODES	13	17	17	17	17	6	6	12	33	33	33	33	33
46	CARTER	14	12	12	12	12	12	12	46	54	85	85	565	85
12	RAMSEY	15	46	46	46	46	46	46	33	58	565	565	85	565
3	MCCARTNEY	16	58	58	58	58	58	33	58	85	54	37	96	96
54	SCOTT	17	54	54	33	33	33	58	54	565	96	96	37	37
73	GRAYSON	18	33	33	54	54	54	54	85	37	37	54	54	54
33	KLINGE	19	26	26	26	26	26	26	565	96	181	181	181	181
26	CHAMPION	20	73	73	73	73	85	85	26	181	58	58	58	
85	WALES	21	85	85	85	85	96	565	37	26	26	26	13	
96	KENT	22	37	37	37	96	37	37	96	13	13	13	26	
37	LAMACRAFT	23	181	96	96	37	565	96	181	95	95	95	95	
69	MANN	24	96	181	181	565	181	181	13	69	69	69	69	
181	RYAN	25	13	565	565	181	73	73	95	73	73	73	73	
13	RYAN	26	69	69	69	69	13	13	73	102	102	102	102	
11	CRIPPS	27	565	95	95	13	95	95	69	41	41	41	41	
95	ROGERS	28	95	13	13	95	69	69	102	56	56	56	56	
565	KERSHAW	29	102	102	102	11	11	11	11	166	166	166	166	
102	WRIGHT	30	11	11	11	102	102	102	56					
56	TURNER	31	166	166	166	41	41	56	41					
41	WILLIAMS	32	41	41	41	166	166	41	166					
166	LEWIS	33	56	56	56	56	56	166						

BMCRC - MRO Championships 2024 - Rnd 7 @ Brands Hatch Indy

ACU Team Green Junior Cup & Senior Ninja & BMZRC 250 MZ

RACE 15 - SECTOR ANALYSIS



SECTOR 1 = FL to I1, SECTOR 2 = I1 to FL, DIFF = Difference To Personal Best Lap, P = Crossed Finish Line in Pit Lane, D = Time Disallowed

P1		2 J		Kade WATT		Kawasaki NINJA 400 - 3D Racing	
IDEAL LAP TIME : 55.859		BEST LAP TIME : 55.892		DIFFERENCE : 0.033			
LAP	SECTOR 1	SECTOR 2	LAP TIME	MPH	DIFF	TIME OF DAY	
1 -		23.066	1:01.786	70.38	5.894	15:27:34.870	
2 -	33.472	22.873	56.345	77.17	0.453	15:28:31.215	
3 -	33.363	22.901	56.264	77.28	0.372	15:29:27.479	
4 -	33.455	22.931	56.386	77.12	0.494	15:30:23.865	
5 -	33.416	23.071	56.487	76.98	0.595	15:31:20.352	
6 -	33.527	22.510	56.037 (2)	77.60	0.145	15:32:16.389	
7 -	33.538	22.525	56.063 (3)	77.56	0.171	15:33:12.452	
8 -	33.725	22.781	56.506	76.95	0.614	15:34:08.958	
9 -	33.814	22.810	56.624	76.79	0.732	15:35:05.582	
10 -	33.894	22.983	56.877	76.45	0.985	15:36:02.459	
11 -	33.672	22.873	56.545	76.90	0.653	15:36:59.004	
12 -	33.349	22.543	55.892 (1)	77.80		15:37:54.896	

P2		9 J		Kobe PERRY		Kawasaki NINJA -	
IDEAL LAP TIME : 55.483		BEST LAP TIME : 55.483		DIFFERENCE : 0.000			
LAP	SECTOR 1	SECTOR 2	LAP TIME	MPH	DIFF	TIME OF DAY	
1 -		23.377	1:03.413	68.57	7.930	15:27:36.497	
2 -	33.574	22.986	56.560	76.88	1.077	15:28:33.057	
3 -	33.113	22.710	55.823 (2)	77.89	0.340	15:29:28.880	
4 -	32.964	22.519	55.483 (1)	78.37		15:30:24.363	
5 -	33.092	23.049	56.141	77.45	0.658	15:31:20.504	
6 -	33.180	22.812	55.992	77.66	0.509	15:32:16.496	
7 -	33.153	22.774	55.927	77.75	0.444	15:33:12.423	
8 -	34.039	22.756	56.795	76.56	1.312	15:34:09.218	
9 -	33.830	22.759	56.589	76.84	1.106	15:35:05.807	
10 -	33.905	22.778	56.683	76.71	1.200	15:36:02.490	
11 -	33.594	22.989	56.583	76.85	1.100	15:36:59.073	
12 -	33.297	22.587	55.884 (3)	77.81	0.401	15:37:54.957	

P3		1 S		Phil ATKINSON		Kawasaki NINJA 400 - ROSE MOT/Q Oil Treatments	
IDEAL LAP TIME : 55.880		BEST LAP TIME : 55.987		DIFFERENCE : 0.107			
LAP	SECTOR 1	SECTOR 2	LAP TIME	MPH	DIFF	TIME OF DAY	
1 -		23.017	1:02.575	69.49	6.588	15:27:35.659	
2 -	33.339	22.832	56.171 (3)	77.41	0.184	15:28:31.830	
3 -	33.312	22.675	55.987 (1)	77.67		15:29:27.817	
4 -	33.392	22.813	56.205	77.37	0.218	15:30:24.022	
5 -	34.128	23.053	57.181	76.04	1.194	15:31:21.203	
6 -	33.205	22.882	56.087 (2)	77.53	0.100	15:32:17.290	
7 -	33.767	22.805	56.572	76.86	0.585	15:33:13.862	
8 -	33.699	22.856	56.555	76.89	0.568	15:34:10.417	
9 -	34.201	22.990	57.191	76.03	1.204	15:35:07.608	
10 -	33.427	23.051	56.478	76.99	0.491	15:36:04.086	
11 -	34.145	22.836	56.981	76.31	0.994	15:37:01.067	
12 -	33.641	23.343	56.984	76.31	0.997	15:37:58.051	

BMCRC - MRO Championships 2024 - Rnd 7 @ Brands Hatch Indy

ACU Team Green Junior Cup & Senior Ninja & BMZRC 250 MZ

RACE 15 - SECTOR ANALYSIS



SECTOR 1 = FL to I1, SECTOR 2 = I1 to FL, DIFF = Difference To Personal Best Lap, P = Crossed Finish Line in Pit Lane, D = Time Disallowed

P4 81 J Ollie SIMS		Kawasaki NINJA 400 - Motorbodies Weston Ltd				
IDEAL LAP TIME : 56.368		BEST LAP TIME : 56.415		DIFFERENCE : 0.047		
LAP	SECTOR 1	SECTOR 2	LAP TIME	MPH	DIFF	TIME OF DAY
1 -		23.474	1:04.793	67.11	8.378	15:27:37.877
2 -	34.038	23.169	57.207	76.01	0.792	15:28:35.084
3 -	33.571	22.886	56.457 (2)	77.02	0.042	15:29:31.541
4 -	33.754	23.285	57.039	76.23	0.624	15:30:28.580
5 -	33.514	23.027	56.541 (3)	76.91	0.126	15:31:25.121
6 -	33.482	22.933	56.415 (1)	77.08		15:32:21.536
7 -	33.722	23.010	56.732	76.65	0.317	15:33:18.268
8 -	33.881	23.134	57.015	76.27	0.600	15:34:15.283
9 -	34.530	23.253	57.783	75.25	1.368	15:35:13.066
10 -	34.502	22.948	57.450	75.69	1.035	15:36:10.516
11 -	34.018	22.960	56.978	76.32	0.563	15:37:07.494
12 -	33.919	23.170	57.089	76.17	0.674	15:38:04.583

P5 45 J Marley MACKENZIE		Kawasaki NINJA - Kirkcaldy Kawasaki, ELPM				
IDEAL LAP TIME : 56.535		BEST LAP TIME : 56.618		DIFFERENCE : 0.083		
LAP	SECTOR 1	SECTOR 2	LAP TIME	MPH	DIFF	TIME OF DAY
1 -		23.368	1:04.167	67.76	7.549	15:27:37.251
2 -	34.274	23.024	57.298	75.89	0.680	15:28:34.549
3 -	33.830	22.894	56.724 (2)	76.66	0.106	15:29:31.273
4 -	34.201	23.310	57.511	75.61	0.893	15:30:28.784
5 -	33.641	23.195	56.836	76.51	0.218	15:31:25.620
6 -	33.838	22.950	56.788 (3)	76.57	0.170	15:32:22.408
7 -	33.659	22.959	56.618 (1)	76.80		15:33:19.026
8 -	33.946	23.019	56.965	76.33	0.347	15:34:15.991
9 -	34.214	22.978	57.192	76.03	0.574	15:35:13.183
10 -	34.092	23.245	57.337	75.84	0.719	15:36:10.520
11 -	33.914	23.065	56.979	76.31	0.361	15:37:07.499
12 -	33.838	23.249	57.087	76.17	0.469	15:38:04.586

P6 76 J Luca WILKINSON		Kawasaki NINJA400 - RD Racing				
IDEAL LAP TIME : 56.476		BEST LAP TIME : 56.607		DIFFERENCE : 0.131		
LAP	SECTOR 1	SECTOR 2	LAP TIME	MPH	DIFF	TIME OF DAY
1 -		23.526	1:03.541	68.43	6.934	15:27:36.625
2 -	33.889	23.024	56.913	76.40	0.306	15:28:33.538
3 -	33.558	23.049	56.607 (1)	76.82		15:29:30.145
4 -	34.306	23.206	57.512	75.61	0.905	15:30:27.657
5 -	33.580	23.061	56.641 (2)	76.77	0.034	15:31:24.298
6 -	33.619	23.203	56.822 (3)	76.53	0.215	15:32:21.120
7 -	33.883	23.070	56.953	76.35	0.346	15:33:18.073
8 -	34.211	22.989	57.200	76.02	0.593	15:34:15.273
9 -	34.426	23.220	57.646	75.43	1.039	15:35:12.919
10 -	34.059	23.635	57.694	75.37	1.087	15:36:10.613
11 -	34.072	22.950	57.022	76.26	0.415	15:37:07.635
12 -	34.045	22.918	56.963	76.34	0.356	15:38:04.598

BMCRC - MRO Championships 2024 - Rnd 7 @ Brands Hatch Indy

ACU Team Green Junior Cup & Senior Ninja & BMZRC 250 MZ

RACE 15 - SECTOR ANALYSIS



SECTOR 1 = FL to I1, SECTOR 2 = I1 to FL, DIFF = Difference To Personal Best Lap, P = Crossed Finish Line in Pit Lane, D = Time Disallowed

P7		27 S		Ben BROWN		Kawasaki NINJA 400 - Hunts Motorcycles	
IDEAL LAP TIME : 56.628		BEST LAP TIME : 56.637		DIFFERENCE : 0.009			
LAP	SECTOR 1	SECTOR 2	LAP TIME	MPH	DIFF	TIME OF DAY	
1 -		23.163	1:03.587	68.38	6.950	15:27:36.671	
2 -	34.279	22.831	57.110	76.14	0.473	15:28:33.781	
3 -	33.961	22.724	56.685 (2)	76.71	0.048	15:29:30.466	
4 -	34.750	23.560	58.310	74.57	1.673	15:30:28.776	
5 -	34.043	22.847	56.890 (3)	76.43	0.253	15:31:25.666	
6 -	34.382	23.327	57.709	75.35	1.072	15:32:23.375	
7 -	33.970	22.667	56.637 (1)	76.78		15:33:20.012	
8 -	34.569	23.409	57.978	75.00	1.341	15:34:17.990	
9 -	34.961	23.107	58.068	74.88	1.431	15:35:16.058	
10 -	34.563	23.504	58.067	74.88	1.430	15:36:14.125	
11 -	34.647	22.960	57.607	75.48	0.970	15:37:11.732	
12 -	34.506	22.994	57.500	75.62	0.863	15:38:09.232	

P8		6 J		Kian BUSA		Kawasaki 400 NINJA - iActiveRC	
IDEAL LAP TIME : 56.414		BEST LAP TIME : 56.414		DIFFERENCE : 0.000			
LAP	SECTOR 1	SECTOR 2	LAP TIME	MPH	DIFF	TIME OF DAY	
1 -		23.283	1:04.106	67.83	7.692	15:27:37.190	
2 -	34.494	22.909	57.403	75.75	0.989	15:28:34.593	
3 -	33.872	23.223	57.095	76.16	0.681	15:29:31.688	
4 -	33.967	23.310	57.277	75.92	0.863	15:30:28.965	
5 -	35.843	22.945	58.788	73.97	2.374	15:31:27.753	
6 -	33.519	22.895	56.414 (1)	77.08		15:32:24.167	
7 -	33.746	22.904	56.650 (2)	76.76	0.236	15:33:20.817	
8 -	35.091	23.206	58.297	74.59	1.883	15:34:19.114	
9 -	34.067	23.439	57.506	75.62	1.092	15:35:16.620	
10 -	34.084	23.739	57.823	75.20	1.409	15:36:14.443	
11 -	34.799	23.813	58.612	74.19	2.198	15:37:13.055	
12 -	33.624	23.451	57.075 (3)	76.19	0.661	15:38:10.130	

P9		43 S		Mark SWARBRICK		Kawasaki NINJA 400 -	
IDEAL LAP TIME : 56.403		BEST LAP TIME : 56.580		DIFFERENCE : 0.177			
LAP	SECTOR 1	SECTOR 2	LAP TIME	MPH	DIFF	TIME OF DAY	
1 -		23.806	1:05.553	66.33	8.973	15:27:38.637	
2 -	33.901	22.679	56.580 (1)	76.85		15:28:35.217	
3 -	33.724	22.942	56.666 (2)	76.74	0.086	15:29:31.883	
4 -	34.013	23.293	57.306	75.88	0.726	15:30:29.189	
5 -	33.860	23.070	56.930	76.38	0.350	15:31:26.119	
6 -	34.192	23.358	57.550	75.56	0.970	15:32:23.669	
7 -	33.828	22.882	56.710 (3)	76.68	0.130	15:33:20.379	
8 -	34.700	23.565	58.265	74.63	1.685	15:34:18.644	
9 -	34.451	23.541	57.992	74.98	1.412	15:35:16.636	
10 -	34.365	23.537	57.902	75.10	1.322	15:36:14.538	
11 -	34.857	23.747	58.604	74.20	2.024	15:37:13.142	
12 -	34.093	23.088	57.181	76.04	0.601	15:38:10.323	

BMCRC - MRO Championships 2024 - Rnd 7 @ Brands Hatch Indy

ACU Team Green Junior Cup & Senior Ninja & BMZRC 250 MZ

RACE 15 - SECTOR ANALYSIS



SECTOR 1 = FL to I1, SECTOR 2 = I1 to FL, DIFF = Difference To Personal Best Lap, P = Crossed Finish Line in Pit Lane, D = Time Disallowed

P10 17 S		Daryn BUSA		Kawasaki NINJA 400 - iActiveRC			
IDEAL LAP TIME : 56.588		BEST LAP TIME : 56.809		DIFFERENCE : 0.221			
LAP	SECTOR 1	SECTOR 2	LAP TIME	MPH	DIFF	TIME OF DAY	
1 -		23.952	1:05.641	66.24	8.832	15:27:38.725	
2 -	34.202	23.125	57.327	75.85	0.518	15:28:36.052	
3 -	33.710	23.196	56.906	76.41	0.097	15:29:32.958	
4 -	34.015	23.217	57.232	75.98	0.423	15:30:30.190	
5 -	33.816	23.084	56.900 (3)	76.42	0.091	15:31:27.090	
6 -	33.558	23.251	56.809 (1)	76.54		15:32:23.899	
7 -	33.820	23.030	56.850 (2)	76.49	0.041	15:33:20.749	
8 -	35.294	23.413	58.707	74.07	1.898	15:34:19.456	
9 -	35.114	23.155	58.269	74.62	1.460	15:35:17.725	
10 -	34.159	23.154	57.313	75.87	0.504	15:36:15.038	
11 -	34.657	23.626	58.283	74.61	1.474	15:37:13.321	
12 -	34.269	23.038	57.307	75.88	0.498	15:38:10.628	

P11 12 J		Kees RAMSEY		Kawasaki NINJA 400 -			
IDEAL LAP TIME : 57.876		BEST LAP TIME : 58.038		DIFFERENCE : 0.162			
LAP	SECTOR 1	SECTOR 2	LAP TIME	MPH	DIFF	TIME OF DAY	
1 -		23.924	1:05.934	65.95	7.896	15:27:39.018	
2 -	34.644	23.569	58.213	74.70	0.175	15:28:37.231	
3 -	34.501	23.596	58.097 (2)	74.85	0.059	15:29:35.328	
4 -	34.432	23.665	58.097 (2)	74.85	0.059	15:30:33.425	
5 -	34.766	23.545	58.311	74.57	0.273	15:31:31.736	
6 -	34.594	23.444	58.038 (1)	74.92		15:32:29.774	
7 -	34.647	23.521	58.168	74.75	0.130	15:33:27.942	
8 -	35.772	23.684	59.456	73.13	1.418	15:34:27.398	
9 -	35.298	23.768	59.066	73.62	1.028	15:35:26.464	
10 -	34.698	23.601	58.299	74.59	0.261	15:36:24.763	
11 -	34.716	23.460	58.176	74.74	0.138	15:37:22.939	
12 -	34.693	24.151	58.844	73.90	0.806	15:38:21.783	

P12 46 J		Izzy CARTER		Kawasaki -			
IDEAL LAP TIME : 58.188		BEST LAP TIME : 58.217		DIFFERENCE : 0.029			
LAP	SECTOR 1	SECTOR 2	LAP TIME	MPH	DIFF	TIME OF DAY	
1 -		23.885	1:05.978	65.90	7.761	15:27:39.062	
2 -	34.879	23.696	58.575	74.23	0.358	15:28:37.637	
3 -	34.912	23.694	58.606	74.20	0.389	15:29:36.243	
4 -	35.165	23.687	58.852	73.89	0.635	15:30:35.095	
5 -	34.839	23.648	58.487 (3)	74.35	0.270	15:31:33.582	
6 -	34.683	23.534	58.217 (1)	74.69		15:32:31.799	
7 -	34.766	23.545	58.311 (2)	74.57	0.094	15:33:30.110	
8 -	35.797	24.008	59.805	72.71	1.588	15:34:29.915	
9 -	35.242	23.671	58.913	73.81	0.696	15:35:28.828	
10 -	34.946	23.710	58.656	74.13	0.439	15:36:27.484	
11 -	35.817	23.564	59.381	73.23	1.164	15:37:26.865	
12 -	34.654	24.325	58.979	73.73	0.762	15:38:25.844	

BMCRC - MRO Championships 2024 - Rnd 7 @ Brands Hatch Indy

ACU Team Green Junior Cup & Senior Ninja & BMZRC 250 MZ

RACE 15 - SECTOR ANALYSIS



SECTOR 1 = FL to I1, SECTOR 2 = I1 to FL, DIFF = Difference To Personal Best Lap, P = Crossed Finish Line in Pit Lane, D = Time Disallowed

P13 33 J Patrick KLINGE		Kawasaki NINJA 400 - Klingklong Racing				
IDEAL LAP TIME : 59.169		BEST LAP TIME : 59.299		DIFFERENCE : 0.130		
LAP	SECTOR 1	SECTOR 2	LAP TIME	MPH	DIFF	TIME OF DAY
1 -		24.503	1:07.953	63.99	8.654	15:27:41.037
2 -	36.283	24.309	1:00.592	71.76	1.293	15:28:41.629
3 -	35.671	23.761	59.432 (3)	73.16	0.133	15:29:41.061
4 -	35.515	23.967	59.482	73.10	0.183	15:30:40.543
5 -	35.511	23.841	59.352 (2)	73.26	0.053	15:31:39.895
6 -	35.728	23.807	59.535	73.04	0.236	15:32:39.430
7 -	35.842	23.780	59.622	72.93	0.323	15:33:39.052
8 -	36.473	24.059	1:00.532	71.83	1.233	15:34:39.584
9 -	36.123	23.875	59.998	72.47	0.699	15:35:39.582
10 -	35.641	23.658	59.299 (1)	73.33		15:36:38.881
11 -	35.761	23.755	59.516	73.06	0.217	15:37:38.397
12 -	35.852	23.821	59.673	72.87	0.374	15:38:38.070

P14 85 MZ Andrew WALES		MZ ETZ 250 - Show Control International				
IDEAL LAP TIME : 57.404		BEST LAP TIME : 57.557		DIFFERENCE : 0.153		
LAP	SECTOR 1	SECTOR 2	LAP TIME	MPH	DIFF	TIME OF DAY
1 -		24.240	1:30.136	48.24	32.579	15:28:03.220
2 -	35.212	23.350	58.562	74.25	1.005	15:29:01.782
3 -	34.404	23.624	58.028	74.93	0.471	15:29:59.810
4 -	34.659	23.648	58.307	74.58	0.750	15:30:58.117
5 -	34.333	24.129	58.462	74.38	0.905	15:31:56.579
6 -	34.115	23.442	57.557 (1)	75.55		15:32:54.136
7 -	34.494	23.872	58.366	74.50	0.809	15:33:52.502
8 -	34.945	23.762	58.707	74.07	1.150	15:34:51.209
9 -	34.640	23.582	58.222	74.69	0.665	15:35:49.431
10 -	34.322	23.370	57.692 (2)	75.37	0.135	15:36:47.123
11 -	35.406	23.289	58.695	74.08	1.138	15:37:45.818
12 -	34.352	23.389	57.741 (3)	75.31	0.184	15:38:43.559

P15 565 MZ Louis KERSHAW		MZ 250 - Team Lucky Streetsy/Walkers Campers				
IDEAL LAP TIME : 57.240		BEST LAP TIME : 57.361		DIFFERENCE : 0.121		
LAP	SECTOR 1	SECTOR 2	LAP TIME	MPH	DIFF	TIME OF DAY
1 -		23.769	1:31.400	47.57	34.039	15:28:04.484
2 -	34.641	23.770	58.411	74.44	1.050	15:29:02.895
3 -	34.047	23.845	57.892	75.11	0.531	15:30:00.787
4 -	34.377	23.459	57.836	75.18	0.475	15:30:58.623
5 -	34.687	23.579	58.266	74.63	0.905	15:31:56.889
6 -	34.256	23.193	57.449 (2)	75.69	0.088	15:32:54.338
7 -	34.503	24.196	58.699	74.08	1.338	15:33:53.037
8 -	34.502	23.722	58.224	74.68	0.863	15:34:51.261
9 -	35.034	23.529	58.563	74.25	1.202	15:35:49.824
10 -	34.058	23.303	57.361 (1)	75.81		15:36:47.185
11 -	35.098	23.473	58.571	74.24	1.210	15:37:45.756
12 -	34.243	23.565	57.808 (3)	75.22	0.447	15:38:43.564

BMCRC - MRO Championships 2024 - Rnd 7 @ Brands Hatch Indy

ACU Team Green Junior Cup & Senior Ninja & BMZRC 250 MZ

RACE 15 - SECTOR ANALYSIS



SECTOR 1 = FL to I1, SECTOR 2 = I1 to FL, DIFF = Difference To Personal Best Lap, P = Crossed Finish Line in Pit Lane, D = Time Disallowed

P16 96 MZ Chris KENT			MZ TS 250 -			
IDEAL LAP TIME : 57.694		BEST LAP TIME : 57.914		DIFFERENCE : 0.220		
LAP	SECTOR 1	SECTOR 2	LAP TIME	MPH	DIFF	TIME OF DAY
1 -		23.904	1:31.019	47.77	33.105	15:28:04.103
2 -	34.781	23.425	58.206 (2)	74.71	0.292	15:29:02.309
3 -	34.269	23.645	57.914 (1)	75.08		15:30:00.223
4 -	34.664	23.651	58.315 (3)	74.57	0.401	15:30:58.538
5 -	34.716	23.608	58.324	74.55	0.410	15:31:56.862
6 -	34.703	23.728	58.431	74.42	0.517	15:32:55.293
7 -	35.182	23.527	58.709	74.07	0.795	15:33:54.002
8 -	36.026	23.684	59.710	72.82	1.796	15:34:53.712
9 -	35.104	23.699	58.803	73.95	0.889	15:35:52.515
10 -	34.647	23.978	58.625	74.17	0.711	15:36:51.140
11 -	35.158	23.657	58.815	73.93	0.901	15:37:49.955
12 -	34.911	23.923	58.834	73.91	0.920	15:38:48.789

P17 37 MZ_R Harry LAMACRAFT			MZ ETZ 250 - All Flower No Power			
IDEAL LAP TIME : 57.974		BEST LAP TIME : 58.093		DIFFERENCE : 0.119		
LAP	SECTOR 1	SECTOR 2	LAP TIME	MPH	DIFF	TIME OF DAY
1 -		24.272	1:30.209	48.20	32.116	15:28:03.293
2 -	34.769	23.757	58.526	74.30	0.433	15:29:01.819
3 -	34.572	23.521	58.093 (1)	74.85		15:29:59.912
4 -	34.930	23.744	58.674	74.11	0.581	15:30:58.586
5 -	34.453	23.844	58.297 (2)	74.59	0.204	15:31:56.883
6 -	34.777	23.601	58.378	74.49	0.285	15:32:55.261
7 -	34.978	23.651	58.629	74.17	0.536	15:33:53.890
8 -	35.693	24.012	59.705	72.83	1.612	15:34:53.595
9 -	35.320	23.861	59.181	73.47	1.088	15:35:52.776
10 -	34.570	23.764	58.334 (3)	74.54	0.241	15:36:51.110
11 -	34.979	23.937	58.916	73.81	0.823	15:37:50.026
12 -	34.647	24.154	58.801	73.95	0.708	15:38:48.827

P18 54 S Ben SCOTT			Kawasaki NINJA 250 - GI Landscapes VampTech			
IDEAL LAP TIME : 1:00.083		BEST LAP TIME : 1:00.327		DIFFERENCE : 0.244		
LAP	SECTOR 1	SECTOR 2	LAP TIME	MPH	DIFF	TIME OF DAY
1 -		24.528	1:07.834	64.10	7.507	15:27:40.918
2 -	36.087	24.567	1:00.654	71.69	0.327	15:28:41.572
3 -	36.495	24.378	1:00.873	71.43	0.546	15:29:42.445
4 -	36.143	24.655	1:00.798	71.52	0.471	15:30:43.243
5 -	36.070	24.553	1:00.623 (3)	71.73	0.296	15:31:43.866
6 -	36.569	24.617	1:01.186	71.07	0.859	15:32:45.052
7 -	37.518	24.593	1:02.111	70.01	1.784	15:33:47.163
8 -	38.429	25.546	1:03.975	67.97	3.648	15:34:51.138
9 -	36.210	24.529	1:00.739	71.59	0.412	15:35:51.877
10 -	36.117	24.210	1:00.327 (1)	72.08		15:36:52.204
11 -	35.873	24.493	1:00.366 (2)	72.03	0.039	15:37:52.570
12 -	36.289	24.823	1:01.112	71.15	0.785	15:38:53.682

BMCRC - MRO Championships 2024 - Rnd 7 @ Brands Hatch Indy

ACU Team Green Junior Cup & Senior Ninja & BMZRC 250 MZ

RACE 15 - SECTOR ANALYSIS



SECTOR 1 = FL to I1, SECTOR 2 = I1 to FL, DIFF = Difference To Personal Best Lap, P = Crossed Finish Line in Pit Lane, D = Time Disallowed

P19 181 MZ_R Declan RYAN		MZ 250 - N/A				
IDEAL LAP TIME : 57.822		BEST LAP TIME : 57.822		DIFFERENCE : 0.000		
LAP	SECTOR 1	SECTOR 2	LAP TIME	MPH	DIFF	TIME OF DAY
1 -		24.151	1:30.302	48.15	32.480	15:28:03.386
2 -	35.165	23.786	58.951	73.76	1.129	15:29:02.337
3 -	34.581	23.819	58.400 (3)	74.46	0.578	15:30:00.737
4 -	34.906	23.703	58.609	74.19	0.787	15:30:59.346
5 -	34.639	23.696	58.335 (2)	74.54	0.513	15:31:57.681
6 -	34.288	23.534	57.822 (1)	75.20		15:32:55.503
7 -	35.084	23.900	58.984	73.72	1.162	15:33:54.487
8 -	36.402	24.034	1:00.436	71.95	2.614	15:34:54.923
9 -	35.055	24.700	59.755	72.77	1.933	15:35:54.678
10 -	35.162	24.225	59.387	73.22	1.565	15:36:54.065
11 -	35.071	23.929	59.000	73.70	1.178	15:37:53.065
12 -	35.499	25.883	1:01.382	70.84	3.560	15:38:54.447

P20 58 J Max RHODES		Kawasaki NINJA 400 -				
IDEAL LAP TIME : 58.513		BEST LAP TIME : 58.561		DIFFERENCE : 0.048		
LAP	SECTOR 1	SECTOR 2	LAP TIME	MPH	DIFF	TIME OF DAY
1 -		24.384	1:06.835	65.06	8.274	15:27:39.919
2 -	35.215	23.893	59.108	73.57	0.547	15:28:39.027
3 -	34.829	23.778	58.607 (2)	74.19	0.046	15:29:37.634
4 -	35.019	23.862	58.881 (3)	73.85	0.320	15:30:36.515
5 -	34.877	23.684	58.561 (1)	74.25		15:31:35.076
6 -	43.840	25.251	1:09.091	62.94	10.530	15:32:44.167
7 -	36.629	24.920	1:01.549	70.65	2.988	15:33:45.716
8 -	39.372	26.062	1:05.434	66.45	6.873	15:34:51.150
9 -	38.252	25.612	1:03.864	68.09	5.303	15:35:55.014
10 -	37.076	25.100	1:02.176	69.94	3.615	15:36:57.190
11 -	37.495	25.136	1:02.631	69.43	4.070	15:37:59.821

P21 13 MZ Gordon RYAN		MZ 250 - Prism Work Psychology				
IDEAL LAP TIME : 59.357		BEST LAP TIME : 59.357		DIFFERENCE : 0.000		
LAP	SECTOR 1	SECTOR 2	LAP TIME	MPH	DIFF	TIME OF DAY
1 -		24.179	1:31.085	47.74	31.728	15:28:04.169
2 -	36.159	24.066	1:00.225	72.20	0.868	15:29:04.394
3 -	35.312	24.045	59.357 (1)	73.26		15:30:03.751
4 -	36.091	24.164	1:00.255	72.17	0.898	15:31:04.006
5 -	35.665	24.520	1:00.185	72.25	0.828	15:32:04.191
6 -	35.704	24.141	59.845 (3)	72.66	0.488	15:33:04.036
7 -	35.793	24.242	1:00.035	72.43	0.678	15:34:04.071
8 -	35.779	24.253	1:00.032	72.43	0.675	15:35:04.103
9 -	35.597	24.658	1:00.255	72.17	0.898	15:36:04.358
10 -	35.460	24.140	59.600 (2)	72.96	0.243	15:37:03.958
11 -	36.501	24.260	1:00.761	71.56	1.404	15:38:04.719

P22 26 J Brooke CHAMPION		Kawasaki 300 NINJA -				
IDEAL LAP TIME : 1:01.041		BEST LAP TIME : 1:01.178		DIFFERENCE : 0.137		
LAP	SECTOR 1	SECTOR 2	LAP TIME	MPH	DIFF	TIME OF DAY
1 -		25.167	1:11.627	60.71	10.449	15:27:44.711
2 -	36.619	24.559	1:01.178 (1)	71.08		15:28:45.889
3 -	36.947	24.726	1:01.673	70.51	0.495	15:29:47.562
4 -	36.547	24.642	1:01.189 (2)	71.06	0.011	15:30:48.751
5 -	37.038	24.494	1:01.532	70.67	0.354	15:31:50.283
6 -	36.935	24.519	1:01.454 (3)	70.76	0.276	15:32:51.737
7 -	36.849	24.680	1:01.529	70.67	0.351	15:33:53.266
8 -	39.417	25.383	1:04.800	67.10	3.622	15:34:58.066
9 -	38.037	24.901	1:02.938	69.09	1.760	15:36:01.004
10 -	37.624	24.932	1:02.556	69.51	1.378	15:37:03.560
11 -	37.552	25.356	1:02.908	69.12	1.730	15:38:06.468

BMCRC - MRO Championships 2024 - Rnd 7 @ Brands Hatch Indy

ACU Team Green Junior Cup & Senior Ninja & BMZRC 250 MZ

RACE 15 - SECTOR ANALYSIS



SECTOR 1 = FL to I1, SECTOR 2 = I1 to FL, DIFF = Difference To Personal Best Lap, P = Crossed Finish Line in Pit Lane, D = Time Disallowed

P23 95 MZ Christopher ROGERS			MZ ETZ 250 - CB Racing			
IDEAL LAP TIME : 59.367		BEST LAP TIME : 59.367		DIFFERENCE : 0.000		
LAP	SECTOR 1	SECTOR 2	LAP TIME	MPH	DIFF	TIME OF DAY
1 -		23.992	1:31.484	47.53	32.117	15:28:04.568
2 -	35.592	23.775	59.367 (1)	73.24		15:29:03.935
3 -	35.627	24.100	59.727 (2)	72.80	0.360	15:30:03.662
4 -	36.230	24.521	1:00.751	71.58	1.384	15:31:04.413
5 -	35.797	24.003	59.800	72.71	0.433	15:32:04.213
6 -	35.874	23.972	59.846	72.66	0.479	15:33:04.059
7 -	36.095	24.032	1:00.127	72.32	0.760	15:34:04.186
8 -	36.476	24.092	1:00.568	71.79	1.201	15:35:04.754
9 -	36.333	24.706	1:01.039	71.24	1.672	15:36:05.793
10 -	35.691	24.068	59.759 (3)	72.76	0.392	15:37:05.552
11 -	37.881	24.634	1:02.515	69.56	3.148	15:38:08.067

P24 69 MZ Alexander MANN			MZ TS 250 - HS Racing			
IDEAL LAP TIME : 58.678		BEST LAP TIME : 58.678		DIFFERENCE : 0.000		
LAP	SECTOR 1	SECTOR 2	LAP TIME	MPH	DIFF	TIME OF DAY
1 -		23.944	1:31.253	47.65	32.575	15:28:04.337
2 -	34.756	23.922	58.678 (1)	74.10		15:29:03.015
3 -	35.415	24.376	59.791 (2)	72.73	1.113	15:30:02.806
4 -	36.086	24.222	1:00.308	72.10	1.630	15:31:03.114
5 -	36.221	25.085	1:01.306	70.93	2.628	15:32:04.420
6 -	36.591	24.243	1:00.834	71.48	2.156	15:33:05.254
7 -	36.764	24.819	1:01.583	70.61	2.905	15:34:06.837
8 -	39.436	24.797	1:04.233	67.70	5.555	15:35:11.070
9 -	37.017	24.415	1:01.432	70.78	2.754	15:36:12.502
10 -	36.457	24.400	1:00.857	71.45	2.179	15:37:13.359
11 -	35.753	24.343	1:00.096 (3)	72.36	1.418	15:38:13.455

P25 73 S Jemma GRAYSON			Kawasaki NINJA 300 -			
IDEAL LAP TIME : 1:02.305		BEST LAP TIME : 1:02.510		DIFFERENCE : 0.205		
LAP	SECTOR 1	SECTOR 2	LAP TIME	MPH	DIFF	TIME OF DAY
1 -		25.791	1:11.658	60.68	9.148	15:27:44.742
2 -	37.774	25.274	1:03.048	68.97	0.538	15:28:47.790
3 -	37.511	25.558	1:03.069	68.94	0.559	15:29:50.859
4 -	38.028	25.723	1:03.751	68.21	1.241	15:30:54.610
5 -	37.636	26.819	1:04.455	67.46	1.945	15:31:59.065
6 -	37.934	25.299	1:03.233	68.77	0.723	15:33:02.298
7 -	38.980	25.418	1:04.398	67.52	1.888	15:34:06.696
8 -	39.218	25.659	1:04.877	67.02	2.367	15:35:11.573
9 -	37.511	25.465	1:02.976 (3)	69.05	0.466	15:36:14.549
10 -	37.304	25.206	1:02.510 (1)	69.56		15:37:17.059
11 -	37.099	25.474	1:02.573 (2)	69.49	0.063	15:38:19.632

P26 102 MZ_R Caleb WRIGHT			MZ 250 ETZ - Clover Investments			
IDEAL LAP TIME : 1:00.733		BEST LAP TIME : 1:00.871		DIFFERENCE : 0.138		
LAP	SECTOR 1	SECTOR 2	LAP TIME	MPH	DIFF	TIME OF DAY
1 -		24.472	1:32.741	46.88	31.870	15:28:05.825
2 -	36.261	24.610	1:00.871 (1)	71.43		15:29:06.696
3 -	36.580	24.944	1:01.524	70.68	0.653	15:30:08.220
4 -	36.526	25.255	1:01.781	70.38	0.910	15:31:10.001
5 -	36.415	24.824	1:01.239 (3)	71.01	0.368	15:32:11.240
6 -	36.457	24.900	1:01.357	70.87	0.486	15:33:12.597
7 -	36.906	25.458	1:02.364	69.72	1.493	15:34:14.961
8 -	37.192	24.839	1:02.031	70.10	1.160	15:35:16.992
9 -	36.699	24.629	1:01.328	70.90	0.457	15:36:18.320
10 -	37.577	24.998	1:02.575	69.49	1.704	15:37:20.895
11 -	36.461	24.742	1:01.203 (2)	71.05	0.332	15:38:22.098

BMCRC - MRO Championships 2024 - Rnd 7 @ Brands Hatch Indy

ACU Team Green Junior Cup & Senior Ninja & BMZRC 250 MZ

RACE 15 - SECTOR ANALYSIS



SECTOR 1 = FL to I1, SECTOR 2 = I1 to FL, DIFF = Difference To Personal Best Lap, P = Crossed Finish Line in Pit Lane, D = Time Disallowed

P27 41 MZ Gary WILLIAMS			MZ ETZ 250 -			
IDEAL LAP TIME : 1:00.387		BEST LAP TIME : 1:00.510	DIFFERENCE : 0.123			
LAP	SECTOR 1	SECTOR 2	LAP TIME	MPH	DIFF	TIME OF DAY
1 -		25.234	1:34.998	45.77	34.488	15:28:08.082
2 -	36.917	25.219	1:02.136	69.98	1.626	15:29:10.218
3 -	36.887	25.015	1:01.902	70.24	1.392	15:30:12.120
4 -	36.690	25.094	1:01.784	70.38	1.274	15:31:13.904
5 -	36.988	25.002	1:01.990	70.15	1.480	15:32:15.894
6 -	37.218	24.795	1:02.013	70.12	1.503	15:33:17.907
7 -	36.691	25.107	1:01.798	70.36	1.288	15:34:19.705
8 -	36.752	24.401	1:01.153 (3)	71.11	0.643	15:35:20.858
9 -	36.619	24.875	1:01.494	70.71	0.984	15:36:22.352
10 -	36.362	24.543	1:00.905 (2)	71.39	0.395	15:37:23.257
11 -	35.986	24.524	1:00.510 (1)	71.86		15:38:23.767

P28 56 MZ Russell TURNER			MZ 250 - TT Racing			
IDEAL LAP TIME : 1:01.219		BEST LAP TIME : 1:01.275	DIFFERENCE : 0.056			
LAP	SECTOR 1	SECTOR 2	LAP TIME	MPH	DIFF	TIME OF DAY
1 -		25.577	1:35.039	45.75	33.764	15:28:08.123
2 -	37.410	25.086	1:02.496	69.58	1.221	15:29:10.619
3 -	37.103	24.946	1:02.049	70.08	0.774	15:30:12.668
4 -	36.676	25.029	1:01.705	70.47	0.430	15:31:14.373
5 -	37.017	25.148	1:02.165	69.95	0.890	15:32:16.538
6 -	36.408	24.940	1:01.348 (2)	70.88	0.073	15:33:17.886
7 -	36.464	24.811	1:01.275 (1)	70.96		15:34:19.161
8 -	36.576	25.227	1:01.803	70.36	0.528	15:35:20.964
9 -	37.163	24.915	1:02.078	70.05	0.803	15:36:23.042
10 -	36.573	25.078	1:01.651 (3)	70.53	0.376	15:37:24.693
11 -	36.707	25.228	1:01.935	70.21	0.660	15:38:26.628

P29 166 MZ Graeme LEWIS			MZ 250 - Morris Racing Lubricants #MRL			
IDEAL LAP TIME : 1:01.570		BEST LAP TIME : 1:01.873	DIFFERENCE : 0.303			
LAP	SECTOR 1	SECTOR 2	LAP TIME	MPH	DIFF	TIME OF DAY
1 -		25.677	1:34.884	45.83	33.011	15:28:07.968
2 -	36.635	25.397	1:02.032 (3)	70.10	0.159	15:29:10.000
3 -	36.647	25.226	1:01.873 (1)	70.28		15:30:11.873
4 -	37.066	25.184	1:02.250	69.85	0.377	15:31:14.123
5 -	36.625	25.296	1:01.921 (2)	70.22	0.048	15:32:16.044
6 -	37.801	24.945	1:02.746	69.30	0.873	15:33:18.790
7 -	37.508	25.017	1:02.525	69.54	0.652	15:34:21.315
8 -	37.844	25.184	1:03.028	68.99	1.155	15:35:24.343
9 -	37.211	25.004	1:02.215	69.89	0.342	15:36:26.558
10 -	37.169	24.974	1:02.143	69.97	0.270	15:37:28.701
11 -	37.550	25.350	1:02.900	69.13	1.027	15:38:31.601

P30 7 J Travis ROOKER			Kawasaki NINJA 400 - Swedish car connection			
IDEAL LAP TIME : 56.262		BEST LAP TIME : 56.262	DIFFERENCE : 0.000			
LAP	SECTOR 1	SECTOR 2	LAP TIME	MPH	DIFF	TIME OF DAY
1 -		23.517	1:03.674	68.29	7.412	15:27:36.758
2 -	34.274	22.905	57.179	76.05	0.917	15:28:33.937
3 -	34.016	23.139	57.155 (3)	76.08	0.893	15:29:31.092
4 -	34.660	23.277	57.937	75.05	1.675	15:30:29.029
5 -	33.916	22.857	56.773 (2)	76.59	0.511	15:31:25.802
6 -	34.073	23.095	57.168	76.06	0.906	15:32:22.970
7 -	33.514	22.748	56.262 (1)	77.29		15:33:19.232

BMCRC - MRO Championships 2024 - Rnd 7 @ Brands Hatch Indy

ACU Team Green Junior Cup & Senior Ninja & BMZRC 250 MZ

RACE 15 - SECTOR ANALYSIS



SECTOR 1 = FL to I1, SECTOR 2 = I1 to FL, DIFF = Difference To Personal Best Lap, P = Crossed Finish Line in Pit Lane, D = Time Disallowed

P31 65 J Lilly RHODES		Kawasaki NINJA - Family				
IDEAL LAP TIME : 56.471		BEST LAP TIME : 56.523				
		DIFFERENCE : 0.052				
LAP	SECTOR 1	SECTOR 2	LAP TIME	MPH	DIFF	TIME OF DAY
1 -		23.020	1:04.255	67.67	7.732	15:27:37.339
2 -	33.845	22.714	56.559 (2)	76.88	0.036	15:28:33.898
3 -	33.910	23.096	57.006	76.28	0.483	15:29:30.904
4 -	34.065	22.910	56.975 (3)	76.32	0.452	15:30:27.879
5 -	34.215	23.493	57.708	75.35	1.185	15:31:25.587
6 -	34.258	22.890	57.148	76.09	0.625	15:32:22.735
7 -	33.897	22.626	56.523 (1)	76.93		15:33:19.258

P32 11 MZ Carl CRIPPS		MZ ETZ250 - MIS UK LTD				
IDEAL LAP TIME : 1:00.609		BEST LAP TIME : 1:00.617				
		DIFFERENCE : 0.008				
LAP	SECTOR 1	SECTOR 2	LAP TIME	MPH	DIFF	TIME OF DAY
1 -		24.792	1:33.909	46.30	33.292	15:28:06.993
2 -	36.144	24.526	1:00.670 (2)	71.67	0.053	15:29:07.663
3 -	36.083	24.534	1:00.617 (1)	71.73		15:30:08.280
4 -	36.364	24.765	1:01.129	71.13	0.512	15:31:09.409
5 -	36.183	24.890	1:01.073 (3)	71.20	0.456	15:32:10.482
6 -	36.414	25.070	1:01.484	70.72	0.867	15:33:11.966
7 -	37.383	25.792	1:03.175	68.83	2.558	15:34:15.141

P33 3 J Henry McCARTNEY		Kawasaki NINJA -				
IDEAL LAP TIME : 55.436		BEST LAP TIME : 55.436				
		DIFFERENCE : 0.000				
LAP	SECTOR 1	SECTOR 2	LAP TIME	MPH	DIFF	TIME OF DAY
1 -		23.477	1:04.860	67.04	9.424	15:27:37.944
2 -	33.843	22.868	56.711	76.68	1.275	15:28:34.655
3 -	33.469	22.920	56.389 (3)	77.11	0.953	15:29:31.044
4 -	33.632	23.068	56.700	76.69	1.264	15:30:27.744
5 -	33.165	22.693	55.858 (2)	77.85	0.422	15:31:23.602
6 -	32.861	22.575	55.436 (1)	78.44		15:32:19.038

BMCRC - MRO Championships 2024 - Rnd 7 @ Brands Hatch Indy

ACU Team Green Junior Cup & Senior Ninja & BMZRC 250 MZ

RACE 15 - BEST SECTORS

SECTOR 1			SECTOR 2			IDEAL / BEST COMPARISON						
POS	NO	NAME	TIME	NO	NAME	TIME	POS	NO	NAME	IDEAL	BEST	DIFF
									PERFECT LAP	55.371		
1	3	McCARTNEY	32.861	2	WATT	22.510	1	3	McCARTNEY	55.436	55.436	0.000
2	9	PERRY	32.964	9	PERRY	22.519	2	9	PERRY	55.483	55.483	0.000
3	1	ATKINSON	33.205	3	McCARTNEY	22.575	3	2	WATT	55.859	55.892	0.033
4	2	WATT	33.349	65	RHODES	22.626	4	1	ATKINSON	55.880	55.987	0.107
5	81	SIMS	33.482	27	BROWN	22.667	5	7	ROOKER	56.262	56.262	0.000
6	7	ROOKER	33.514	1	ATKINSON	22.675	6	81	SIMS	56.368	56.415	0.047
7	6	BUSA	33.519	43	SWARBRICK	22.679	7	43	SWARBRICK	56.403	56.580	0.177
8	76	WILKINSON	33.558	7	ROOKER	22.748	8	6	BUSA	56.414	56.414	0.000
9	17	BUSA	33.558	81	SIMS	22.886	9	65	RHODES	56.471	56.523	0.052
10	45	MACKENZIE	33.641	45	MACKENZIE	22.894	10	76	WILKINSON	56.476	56.607	0.131
11	43	SWARBRICK	33.724	6	BUSA	22.895	11	45	MACKENZIE	56.535	56.618	0.083
12	65	RHODES	33.845	76	WILKINSON	22.918	12	17	BUSA	56.588	56.809	0.221
13	27	BROWN	33.961	17	BUSA	23.030	13	27	BROWN	56.628	56.637	0.009
14	565	KERSHAW	34.047	565	KERSHAW	23.193	14	565	KERSHAW	57.240	57.361	0.121
15	85	WALES	34.115	85	WALES	23.289	15	85	WALES	57.404	57.557	0.153
16	96	KENT	34.269	96	KENT	23.425	16	96	KENT	57.694	57.914	0.220
17	181	RYAN	34.288	12	RAMSEY	23.444	17	181	RYAN	57.822	57.822	0.000
18	12	RAMSEY	34.432	37	LAMACRAFT	23.521	18	12	RAMSEY	57.876	58.038	0.162
19	37	LAMACRAFT	34.453	46	CARTER	23.534	19	37	LAMACRAFT	57.974	58.093	0.119
20	46	CARTER	34.654	181	RYAN	23.534	20	46	CARTER	58.188	58.217	0.029
21	69	MANN	34.756	33	KLINGE	23.658	21	58	RHODES	58.513	58.561	0.048
22	58	RHODES	34.829	58	RHODES	23.684	22	69	MANN	58.678	58.678	0.000
23	13	RYAN	35.312	95	ROGERS	23.775	23	33	KLINGE	59.169	59.299	0.130
24	33	KLINGE	35.511	69	MANN	23.922	24	13	RYAN	59.357	59.357	0.000
25	95	ROGERS	35.592	13	RYAN	24.045	25	95	ROGERS	59.367	59.367	0.000
26	54	SCOTT	35.873	54	SCOTT	24.210	26	54	SCOTT	1:00.083	1:00.327	0.244
27	41	WILLIAMS	35.986	41	WILLIAMS	24.401	27	41	WILLIAMS	1:00.387	1:00.510	0.123
28	11	CRIPPS	36.083	102	WRIGHT	24.472	28	11	CRIPPS	1:00.609	1:00.617	0.008
29	102	WRIGHT	36.261	26	CHAMPION	24.494	29	102	WRIGHT	1:00.733	1:00.871	0.138
30	56	TURNER	36.408	11	CRIPPS	24.526	30	26	CHAMPION	1:01.041	1:01.178	0.137
31	26	CHAMPION	36.547	56	TURNER	24.811	31	56	TURNER	1:01.219	1:01.275	0.056
32	166	LEWIS	36.625	166	LEWIS	24.945	32	166	LEWIS	1:01.570	1:01.873	0.303
33	73	GRAYSON	37.099	73	GRAYSON	25.206	33	73	GRAYSON	1:02.305	1:02.510	0.205

BMCRC - MRO Championships 2024 - Rnd 7 @ Brands Hatch Indy

ACU Team Green Junior Cup & Senior Ninja & BMZRC 250 MZ

RACE 15 - STATISTICS

Competitors Started 33
Planned Start 2024-09-22 @ 15:27:00.000
Actual Start 2024-09-22 @ 15:26:33.083
Finish Time 2024-09-22 @ 15:37:54.895
Track Length 1.2079mi.
Total Laps 365
Total Distance Covered 440.9001mi.

Session Fastest Lap History

NO	CL	NAME	LAP TIME	TIME OF DAY	LAP	VEHICLE
2	J	Kade WATT	56.345	15:28:31.215	2	Kawasaki NINJA 400
1	S	Phil ATKINSON	56.171	15:28:31.830	2	Kawasaki NINJA 400
1	S	Phil ATKINSON	55.987	15:29:27.817	3	Kawasaki NINJA 400
9	J	Kobe PERRY	55.823	15:29:28.880	3	Kawasaki NINJA
9	J	Kobe PERRY	55.483	15:30:24.363	4	Kawasaki NINJA
3	J	Henry McCARTNEY	55.436	15:32:19.038	6	Kawasaki NINJA

Session Leader History

NO	CL	NAME	FROM LAP	LAPS LED	DISTANCE	VEHICLE
2	J	Kade WATT	1	6	7.24 miles	Kawasaki NINJA 400
9	J	Kobe PERRY	7	1	1.20 miles	Kawasaki NINJA
2	J	Kade WATT	8	5	6.03 miles	Kawasaki NINJA 400

Flag History

TYPE	TIME OF DAY
GREEN	15:26:33.083
FINISH	15:37:54.895

Flag Statistics

TYPE	COUNT	TOTAL LAPS	TOTAL TIME
Green	1	12	13:34.758
Red	0	0	0.000
Safety Car	0	0	0.000
FCY	0	0	0.000

BMCRC - MRO Championships 2024 - Rnd 7 @ Brands Hatch Indy

ACU Team Green Junior Cup & Senior Ninja & BMZRC 250 MZ

RACE 15 - STATISTICS

CLASS : MZ

10 Starters

Fastest Lap History

NO	NAME	LAP TIME	TIME OF DAY	LAP	VEHICLE
85	Andrew WALES	58.562	15:29:01.782	2	MZ ETZ 250
96	Chris KENT	58.206	15:29:02.309	2	MZ TS 250
85	Andrew WALES	58.028	15:29:59.810	3	MZ ETZ 250
96	Chris KENT	57.914	15:30:00.223	3	MZ TS 250
565	Louis KERSHAW	57.892	15:30:00.787	3	MZ 250
565	Louis KERSHAW	57.836	15:30:58.623	4	MZ 250
85	Andrew WALES	57.557	15:32:54.136	6	MZ ETZ 250
565	Louis KERSHAW	57.449	15:32:54.338	6	MZ 250
565	Louis KERSHAW	57.361	15:36:47.185	10	MZ 250

Leader History

NO	NAME	FROM LAP	LAPS LED	DISTANCE	VEHICLE
85	Andrew WALES	1	10	12.07 miles	MZ ETZ 250
565	Louis KERSHAW	11	1	1.20 miles	MZ 250
85	Andrew WALES	12	1	1.20 miles	MZ ETZ 250

BMCRC - MRO Championships 2024 - Rnd 7 @ Brands Hatch Indy

ACU Team Green Junior Cup & Senior Ninja & BMZRC 250 MZ

RACE 15 - STATISTICS

CLASS : MZ_R

3 Starters

Fastest Lap History

NO	NAME	LAP TIME	TIME OF DAY	LAP	VEHICLE
37	Harry LAMACRAFT	58.526	15:29:01.819	2	MZ ETZ 250
37	Harry LAMACRAFT	58.093	15:29:59.912	3	MZ ETZ 250
181	Declan RYAN	57.822	15:32:55.503	6	MZ 250

Leader History

NO	NAME	FROM LAP	LAPS LED	DISTANCE	VEHICLE
37	Harry LAMACRAFT	1	12	14.49 miles	MZ ETZ 250

BMCRC - MRO Championships 2024 - Rnd 7 @ Brands Hatch Indy

ACU Team Green Junior Cup & Senior Ninja & BMZRC 250 MZ

RACE 15 - STATISTICS

CLASS : J

14 Starters

Fastest Lap History

NO	NAME	LAP TIME	TIME OF DAY	LAP	VEHICLE
2	Kade WATT	56.345	15:28:31.215	2	Kawasaki NINJA 400
2	Kade WATT	56.264	15:29:27.479	3	Kawasaki NINJA 400
9	Kobe PERRY	55.823	15:29:28.880	3	Kawasaki NINJA
9	Kobe PERRY	55.483	15:30:24.363	4	Kawasaki NINJA
3	Henry McCARTNEY	55.436	15:32:19.038	6	Kawasaki NINJA

Leader History

NO	NAME	FROM LAP	LAPS LED	DISTANCE	VEHICLE
2	Kade WATT	1	6	7.24 miles	Kawasaki NINJA 400
9	Kobe PERRY	7	1	1.20 miles	Kawasaki NINJA
2	Kade WATT	8	5	6.03 miles	Kawasaki NINJA 400

BMCRC - MRO Championships 2024 - Rnd 7 @ Brands Hatch Indy

ACU Team Green Junior Cup & Senior Ninja & BMZRC 250 MZ

RACE 15 - STATISTICS

CLASS : S

6 Starters

Fastest Lap History

NO	NAME	LAP TIME	TIME OF DAY	LAP	VEHICLE
1	Phil ATKINSON	56.171	15:28:31.830	2	Kawasaki NINJA 400
1	Phil ATKINSON	55.987	15:29:27.817	3	Kawasaki NINJA 400

Leader History

NO	NAME	FROM LAP	LAPS LED	DISTANCE	VEHICLE
1	Phil ATKINSON	1	12	14.49 miles	Kawasaki NINJA 400



TW SUSPENSION BMCRC THUNDERBIKE EXTREME / ALF's MOTORCYCLES BMCRC THUNDERBIKE ULTRA



BMCRC-MRO Championships - Round 7
Brands Hatch Indy
21st / 22nd September 2024



Timing & Results Provided by Timing Solutions Ltd

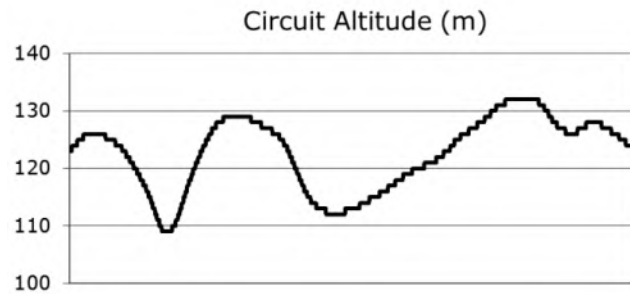
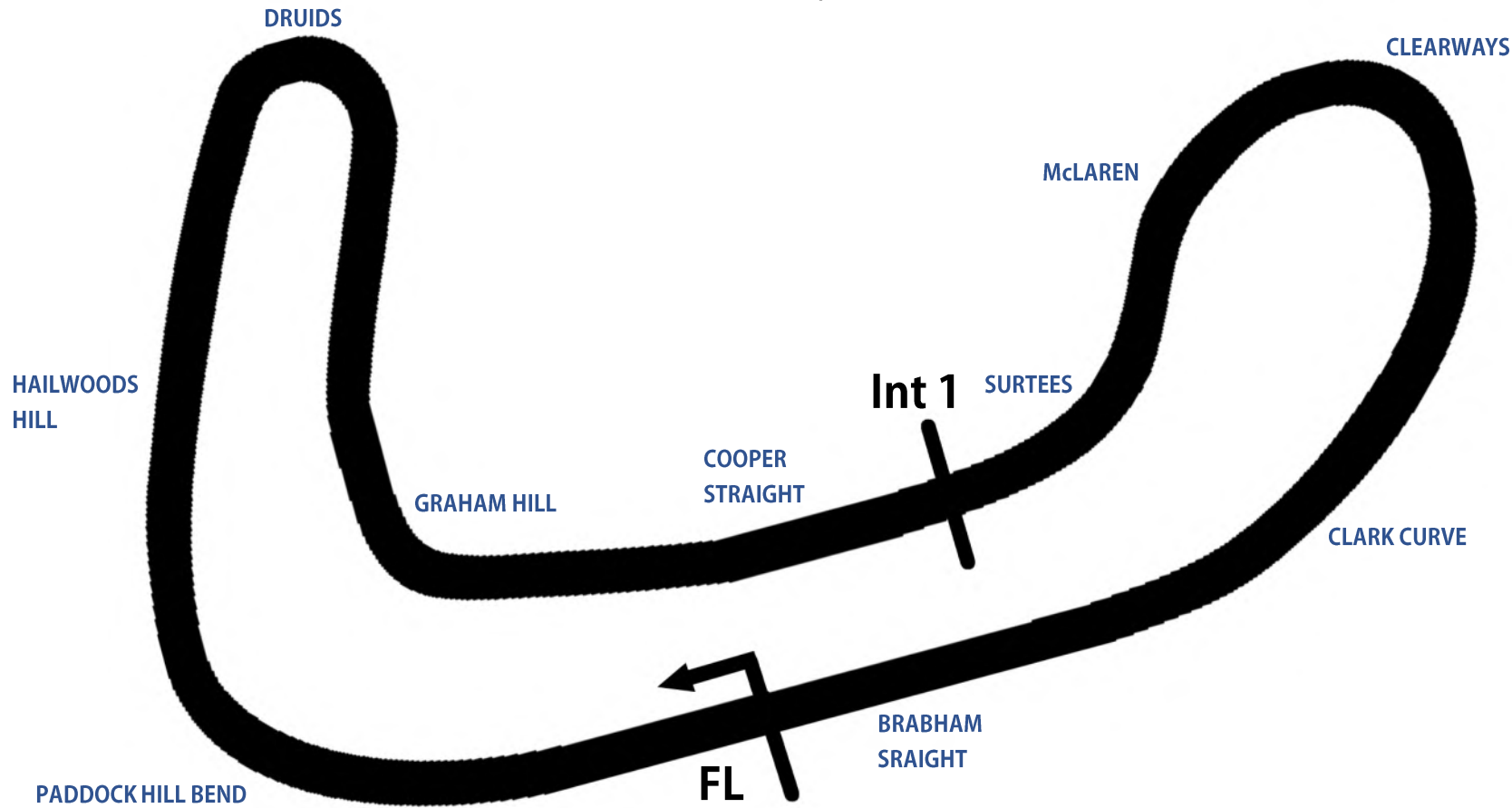
www.tsl-timing.com



BrandsHatch

Brands Hatch Indy Circuit

Fawkham, Longfield, Kent, UK



Length	1.2079 miles 1.944 km 1944.0 m		
FL		51.36032 N	0.26032 E
Int 1	1112m	51.35934 N	0.25955 E
Pit Entry	1669m	51.35911 N	0.25743 E
Pit Exit	0m after FL	51.36017 N	0.26051 E
Pit Entry - Pit Exit	251m, 18.1s @ 50kph, 15.0s @ 60kph		



BMCRC - MRO Championships 2024 - Rnd 7 @ Brands Hatch Indy

BMCRC Thunderbike Ultra & Extreme

QUALIFYING - CLASSIFICATION

POS	NO	CL	PIC	NAME	ENTRY	TIME	ON	LAPS	GAP	DIFF	MPH
1	5	U	1	Kieran SMITH	Suzuki GSXR 1000 K1 -	48.486	7	10			89.68
2	102	U	2	James FEARN	Suzuki GSXR1000 - Greenplant satellite team	49.838	8	12	1.352	1.352	87.25
3	78	U	3	Jamie THOMAS	Suzuki GSXR 1000 - Team RubyRacing	50.128	4	11	1.642	0.290	86.75
4	800	U	4	Morgan CREASEY	Suzuki GSXR 1000 K7 - Warics Ltd	50.391	5	5	1.905	0.263	86.29
5	47	U	5	Daryl DANCE	Yamaha YZF R1 - 2 Brothers Scaffolding	50.577	5	11	2.091	0.186	85.97
6	85	U	6	Clinton WOOD	Suzuki GSXR1000 - CLINTON WOOD	51.004	6	8	2.518	0.427	85.26
7	23	U	7	Justin ROSE	Yamaha R1 - J. Rose roofing services	51.042	7	11	2.556	0.038	85.19
8	19	U	8	Tyler DONOVAN	Kawasaki ZX10R - Tinder Corp	51.100	7	9	2.614	0.058	85.09
9	169	U	9	Cory SMITH	Suzuki K1 1000 -	51.304	9	9	2.818	0.204	84.76
10	4	U	10	Hayden KILLWORTH	Suzuki GSXR 1000 - GreenPlantUK - H11xy - Helmet (51.533	5	11	3.047	0.229	84.38
11	59	U	11	Andrew DENYER	Triumph 675 - me	51.539	11	11	3.053	0.006	84.37
12	117	U	12	Raymond STAGG	Suzuki GSXR 750 -	51.556	6	9	3.070	0.017	84.34
13	46	U	13	Simon GATES	Yamaha YZF R1 - T.A Roden LTD / Canine Plus Hydro	51.822	5	7	3.336	0.266	83.91
14	125	U	14	Haydon SMITH	Kawasaki ZX750R - Shelf & Rail Co.	51.867	9	11	3.381	0.045	83.84
15	48	E	1	Shaun WALLIS	Yamaha R6 (X) - MBC Despatch Racing	52.001	3	11	3.515	0.134	83.62
16	20	U	15	Connor SWYER	Suzuki GSXR 1000 K6 - WSC Performace & lleithyr farr	52.479	4	6	3.993	0.478	82.86
17	31	U	16	Max MACRAE	-	52.705	4	8	4.219	0.226	82.50
18	33	E	2	Mark BISWELL	Yamaha YZF-R6 - Bizzle Bikesport	52.863	8	10	4.377	0.158	82.26
19	17	U	17	Jordan KILLWORTH	Yamaha R1 4C8 - Greenplant/BK/Rabbit	53.004	8	11	4.518	0.141	82.04
20	129	E	3	Derek CRIPPS	Yamaha R1 - Team FBR	53.373	8	8	4.887	0.369	81.47
21	152	E	4	Sean GOLDSMITH	Kawasaki ZX7R - Vanguard motorsport	53.807	7	10	5.321	0.434	80.81
22	51	E	5	Paul BEESLEY	Aprilia MILLIE RSV -	54.582	3	11	6.096	0.775	79.67
23	114	U	18	Richard BATE	Yamaha R1 - TEAM PSR	54.588	6	6	6.102	0.006	79.66
24	40	U	19	Malcolm BATE	Suzuki GSXR1000K3 - Hartjay	54.888	8	10	6.402	0.300	79.22
25	80	U	20	Mark OVEL	Yamaha R1 - I STULL NEED A SPONSOR	56.123	4	10	7.637	1.235	77.48
26	88	E	6	George PRINOS	Ducati 996 - KAPPA PLANNING LTD	57.047	7	10	8.561	0.924	76.22
27	89	E	7	Daryl SKINNS	Suzuki GSXR 750 - Indoor Climate Systems UK LTD	58.176	6	10	9.690	1.129	74.74
28	201	E	8	Ian KIRKBY	Suzuki GSXR -	58.860	7	10	10.374	0.684	73.88

Weather / Track : Bright / Dry

Date: 21/09/2024 Start: 09:52 Finish: 10:02

These results are provisional until the conclusion of any judicial and technical matters.

Brands Hatch Indy: 1.2079 miles

Clerk Of Course:	Stewards:	Timekeeper: Richard Evans	
------------------	-----------	---------------------------	--

Results can be found at www.tsl-timing.com

Printed - 10:03 Saturday, 21 September 2024



BMCRC - MRO Championships 2024 - Rnd 7 @ Brands Hatch Indy

BMCRC Thunderbike Ultra & Extreme

QUALIFYING - SECTOR ANALYSIS



SECTOR 1 = FL to I1, SECTOR 2 = I1 to FL, DIFF = Difference To Personal Best Lap, P = Crossed Finish Line in Pit Lane, D = Time Disallowed

P1		5 U		Kieran SMITH		Suzuki GSXR 1000 K1 -	
IDEAL LAP TIME : 48.486		BEST LAP TIME : 48.486		DIFFERENCE : 0.000			
LAP	SECTOR 1	SECTOR 2	LAP TIME	MPH	DIFF	TIME OF DAY	
1 -	32.410	20.786	53.196	81.74	4.710	09:53:23.332	
2 -	29.634	20.058	49.692	87.51	1.206	09:54:13.024	
3 -	30.039	19.596	49.635	87.61	1.149	09:55:02.659	
4 -	30.821	IN PIT	2:21.167	P 30.80	1:32.681	09:57:23.826	
5 -	OUTLAP	20.640	55.422	78.46	6.936	09:58:19.248	
6 -	31.274	20.113	51.387	84.62	2.901	09:59:10.635	
7 -	28.993	19.493	48.486 (1)	89.68		09:59:59.121	
8 -	29.355	19.713	49.068	(3) 88.62	0.582	10:00:48.189	
9 -	29.403	19.742	49.145	88.48	0.659	10:01:37.334	
10 -	29.085	19.528	48.613	(2) 89.45	0.127	10:02:25.947	

P2		102 U		James FEARN		Suzuki GSXR1000 - Greenplant satellite team	
IDEAL LAP TIME : 49.838		BEST LAP TIME : 49.838		DIFFERENCE : 0.000			
LAP	SECTOR 1	SECTOR 2	LAP TIME	MPH	DIFF	TIME OF DAY	
1 -	33.056	21.011	54.067	80.42	4.229	09:53:23.430	
2 -	31.226	20.537	51.763	84.00	1.925	09:54:15.193	
3 -	31.264	20.216	51.480	84.47	1.642	09:55:06.673	
4 -	30.209	20.049	50.258	86.52	0.420	09:55:56.931	
5 -	30.145	19.903	50.048	(2) 86.88	0.210	09:56:46.979	
6 -	30.935	20.327	51.262	84.83	1.424	09:57:38.241	
7 -	30.240	19.968	50.208	(3) 86.61	0.370	09:58:28.449	
8 -	29.956	19.882	49.838 (1)	87.25		09:59:18.287	
9 -	30.462	20.277	50.739	85.70	0.901	10:00:09.026	
10 -	30.749	20.660	51.409	84.58	1.571	10:01:00.435	
11 -	30.285	20.254	50.539	86.04	0.701	10:01:50.974	
12 -	30.484	20.257	50.741	85.70	0.903	10:02:41.715	

P3		78 U		Jamie THOMAS		Suzuki GSXR 1000 - Team RubyRacing	
IDEAL LAP TIME : 50.125		BEST LAP TIME : 50.128		DIFFERENCE : 0.003			
LAP	SECTOR 1	SECTOR 2	LAP TIME	MPH	DIFF	TIME OF DAY	
1 -	32.530	21.176	53.706	80.97	3.578	09:53:32.284	
2 -	30.704	20.277	50.981	85.29	0.853	09:54:23.265	
3 -	30.479	20.808	51.287	84.78	1.159	09:55:14.552	
4 -	30.020	20.108	50.128 (1)	86.75		09:56:04.680	
5 -	30.017	20.284	50.301	(2) 86.45	0.173	09:56:54.981	
6 -	30.756	20.509	51.265	84.82	1.137	09:57:46.246	
7 -	30.367	20.480	50.847	(3) 85.52	0.719	09:58:37.093	
8 -	31.394	20.980	52.374	83.02	2.246	09:59:29.467	
9 -	30.900	20.580	51.480	84.47	1.352	10:00:20.947	
10 -	31.945	21.250	53.195	81.74	3.067	10:01:14.142	
11 -	32.732	21.531	54.263	80.13	4.135	10:02:08.405	

P4		800 U		Morgan CREASEY		Suzuki GSXR 1000 K7 - Warics Ltd	
IDEAL LAP TIME : 50.391		BEST LAP TIME : 50.391		DIFFERENCE : 0.000			
LAP	SECTOR 1	SECTOR 2	LAP TIME	MPH	DIFF	TIME OF DAY	
1 -	34.154	21.196	55.350	78.56	4.959	09:53:37.256	
2 -	32.298	21.830	54.128	80.33	3.737	09:54:31.384	
3 -	30.585	20.462	51.047	(2) 85.18	0.656	09:55:22.431	
4 -	32.535	21.402	53.937	(3) 80.62	3.546	09:56:16.368	
5 -	30.164	20.227	50.391 (1)	86.29		09:57:06.759	

BMCRC - MRO Championships 2024 - Rnd 7 @ Brands Hatch Indy

BMCRC Thunderbike Ultra & Extreme

QUALIFYING - SECTOR ANALYSIS



SECTOR 1 = FL to I1, SECTOR 2 = I1 to FL, DIFF = Difference To Personal Best Lap, P = Crossed Finish Line in Pit Lane, D = Time Disallowed

P5 47 U Daryl DANCE		Yamaha YZF R1 - 2 Brothers Scaffolding				
IDEAL LAP TIME : 50.541		BEST LAP TIME : 50.577		DIFFERENCE : 0.036		
LAP	SECTOR 1	SECTOR 2	LAP TIME	MPH	DIFF	TIME OF DAY
1 -	33.406	21.565	54.971	79.10	4.394	09:53:38.086
2 -	31.596	21.430	53.026	82.00	2.449	09:54:31.112
3 -	30.410	20.551	50.961	85.33	0.384	09:55:22.073
4 -	30.456	20.180	50.636 (2)	85.87	0.059	09:56:12.709
5 -	30.410	20.167	50.577 (1)	85.97		09:57:03.286
6 -	30.620	20.703	51.323	84.73	0.746	09:57:54.609
7 -	30.374	20.394	50.768 (3)	85.65	0.191	09:58:45.377
8 -	31.782	IN PIT	1:12.977 P	59.58	22.400	09:59:58.354
9 -	OUTLAP	21.093	54.573	79.68	3.996	10:00:52.927
10 -	31.304	20.619	51.923	83.75	1.346	10:01:44.850
11 -	30.526	20.318	50.844	85.52	0.267	10:02:35.694

P6 85 U Clinton WOOD		Suzuki GSXR1000 - CLINTON WOOD				
IDEAL LAP TIME : 51.004		BEST LAP TIME : 51.004		DIFFERENCE : 0.000		
LAP	SECTOR 1	SECTOR 2	LAP TIME	MPH	DIFF	TIME OF DAY
1 -	OUTLAP	21.434	1:01.011	71.27	10.007	09:54:57.686
2 -	31.502	20.955	52.457	82.89	1.453	09:55:50.143
3 -	30.857	20.577	51.434 (3)	84.54	0.430	09:56:41.577
4 -	32.195	20.705	52.900	82.20	1.896	09:57:34.477
5 -	30.705	21.096	51.801	83.94	0.797	09:58:26.278
6 -	30.638	20.366	51.004 (1)	85.26		09:59:17.282
7 -	30.858	20.557	51.415 (2)	84.57	0.411	10:00:08.697
8 -	30.843	21.091	51.934	83.73	0.930	10:01:00.631

P7 23 U Justin ROSE		Yamaha R1 - J. Rose roofing services				
IDEAL LAP TIME : 50.967		BEST LAP TIME : 51.042		DIFFERENCE : 0.075		
LAP	SECTOR 1	SECTOR 2	LAP TIME	MPH	DIFF	TIME OF DAY
1 -	36.521	22.072	58.593	74.21	7.551	09:53:36.684
2 -	33.256	21.964	55.220	78.75	4.178	09:54:31.904
3 -	32.304	20.916	53.220	81.70	2.178	09:55:25.124
4 -	31.764	20.581	52.345	83.07	1.303	09:56:17.469
5 -	31.193	20.477	51.670 (3)	84.16	0.628	09:57:09.139
6 -	31.610	20.355	51.965	83.68	0.923	09:58:01.104
7 -	30.732	20.310	51.042 (1)	85.19		09:58:52.146
8 -	31.413	20.588	52.001	83.62	0.959	09:59:44.147
9 -	31.211	20.235	51.446 (2)	84.52	0.404	10:00:35.593
10 -	33.857	20.425	54.282	80.11	3.240	10:01:29.875
11 -	31.514	20.281	51.795	83.95	0.753	10:02:21.670

P8 19 U Tyler DONOVAN		Kawasaki ZX10R - Tinder Corp				
IDEAL LAP TIME : 50.760		BEST LAP TIME : 51.100		DIFFERENCE : 0.340		
LAP	SECTOR 1	SECTOR 2	LAP TIME	MPH	DIFF	TIME OF DAY
1 -	32.149	21.004	53.153	81.81	2.053	09:53:27.703
2 -	31.655	20.911	52.566	82.72	1.466	09:54:20.269
3 -	31.019	20.607	51.626	84.23	0.526	09:55:11.895
4 -	30.813	20.651	51.464	84.49	0.364	09:56:03.359
5 -	30.624	20.585	51.209 (2)	84.91	0.109	09:56:54.568
6 -	30.671	20.662	51.333	84.71	0.233	09:57:45.901
7 -	30.563	20.537	51.100 (1)	85.09		09:58:37.001
8 -	30.917	20.456	51.373	84.64	0.273	09:59:28.374
9 -	30.649	20.560	51.209 (2)	84.91	0.109	10:00:19.583

BMCRC - MRO Championships 2024 - Rnd 7 @ Brands Hatch Indy

BMCRC Thunderbike Ultra & Extreme

QUALIFYING - SECTOR ANALYSIS



SECTOR 1 = FL to I1, SECTOR 2 = I1 to FL, DIFF = Difference To Personal Best Lap, P = Crossed Finish Line in Pit Lane, D = Time Disallowed

P9		169 U	Cory SMITH	Suzuki K1 1000 -			
IDEAL LAP TIME : 51.304		BEST LAP TIME : 51.304		DIFFERENCE : 0.000			
LAP	SECTOR 1	SECTOR 2	LAP TIME	MPH	DIFF	TIME OF DAY	
1 -	34.023	22.270	56.293	77.24	4.989	09:53:40.791	
2 -	32.095	21.256	53.351	81.50	2.047	09:54:34.142	
3 -	31.143	20.736	51.879	83.82	0.575	09:55:26.021	
4 -	31.771	20.732	52.503	82.82	1.199	09:56:18.524	
5 -	31.369	20.934	52.303	83.14	0.999	09:57:10.827	
6 -	31.256	20.982	52.238	83.24	0.934	09:58:03.065	
7 -	31.217	20.573	51.790 (3)	83.96	0.486	09:58:54.855	
8 -	30.824	20.731	51.555 (2)	84.34	0.251	09:59:46.410	
9 -	30.811	20.493	51.304 (1)	84.76		10:00:37.714	

P10		4 U	Hayden KILLWORTH	Suzuki GSXR 1000 - GreenPlantUK - H11xy - Helmet City			
IDEAL LAP TIME : 51.533		BEST LAP TIME : 51.533		DIFFERENCE : 0.000			
LAP	SECTOR 1	SECTOR 2	LAP TIME	MPH	DIFF	TIME OF DAY	
1 -	34.655	21.876	56.531	76.92	4.998	09:53:33.003	
2 -	32.300	20.692	52.992	82.06	1.459	09:54:25.995	
3 -	31.469	20.587	52.056	83.53	0.523	09:55:18.051	
4 -	31.261	20.610	51.871 (3)	83.83	0.338	09:56:09.922	
5 -	31.095	20.438	51.533 (1)	84.38		09:57:01.455	
6 -	32.071	21.110	53.181	81.76	1.648	09:57:54.636	
7 -	31.874	20.647	52.521	82.79	0.988	09:58:47.157	
8 -	31.180	20.830	52.010	83.61	0.477	09:59:39.167	
9 -	31.456	20.720	52.176	83.34	0.643	10:00:31.343	
10 -	31.103	20.525	51.628 (2)	84.22	0.095	10:01:22.971	
11 -	31.793	20.776	52.569	82.72	1.036	10:02:15.540	

P11		59 U	Andrew DENYER	Triumph 675 - me			
IDEAL LAP TIME : 50.930		BEST LAP TIME : 51.539		DIFFERENCE : 0.609			
LAP	SECTOR 1	SECTOR 2	LAP TIME	MPH	DIFF	TIME OF DAY	
1 -	34.309	21.959	56.268	77.28	4.729	09:53:42.048	
2 -	32.239	21.396	53.635	81.07	2.096	09:54:35.683	
3 -	31.159	21.006	52.165	83.36	0.626	09:55:27.848	
4 -	31.121	20.677	51.798	83.95	0.259	09:56:19.646	
5 -	30.837	21.071	51.908	83.77	0.369	09:57:11.554	
6 -	30.729	20.890	51.619 (2)	84.24	0.080	09:58:03.173	
7 -	31.230	20.533	51.763 (3)	84.00	0.224	09:58:54.936	
8 -	34.611	25.602	1:00.213	72.22	8.674	09:59:55.149	
9 -	32.862	20.613	53.475	81.32	1.936	10:00:48.624	
10 -	31.395	20.401	51.796	83.95	0.257	10:01:40.420	
11 -	30.529	21.010	51.539 (1)	84.37		10:02:31.959	

P12		117 U	Raymond STAGG	Suzuki GSXR 750 -			
IDEAL LAP TIME : 51.556		BEST LAP TIME : 51.556		DIFFERENCE : 0.000			
LAP	SECTOR 1	SECTOR 2	LAP TIME	MPH	DIFF	TIME OF DAY	
1 -	OUTLAP	21.914	1:04.581	67.33	13.025	09:54:31.409	
2 -	32.992	21.209	54.201	80.23	2.645	09:55:25.610	
3 -	32.384	21.350	53.734	80.92	2.178	09:56:19.344	
4 -	31.578	21.094	52.672 (3)	82.56	1.116	09:57:12.016	
5 -	31.416	20.738	52.154 (2)	83.38	0.598	09:58:04.170	
6 -	31.076	20.480	51.556 (1)	84.34		09:58:55.726	
7 -	31.486	22.305	53.791	80.84	2.235	09:59:49.517	
8 -	33.495	21.506	55.001	79.06	3.445	10:00:44.518	
9 -	33.949	20.933	54.882	79.23	3.326	10:01:39.400	

BMCRC - MRO Championships 2024 - Rnd 7 @ Brands Hatch Indy

BMCRC Thunderbike Ultra & Extreme

QUALIFYING - SECTOR ANALYSIS



SECTOR 1 = FL to I1, SECTOR 2 = I1 to FL, DIFF = Difference To Personal Best Lap, P = Crossed Finish Line in Pit Lane, D = Time Disallowed

P13 46 U		Simon GATES		Yamaha YZF R1 - T.A Roden LTD / Canine Plus Hydro			
IDEAL LAP TIME : 51.822		BEST LAP TIME : 51.822		DIFFERENCE : 0.000			
LAP	SECTOR 1	SECTOR 2	LAP TIME	MPH	DIFF	TIME OF DAY	
1 -	33.363	21.045	54.408	79.92	2.586	09:53:24.404	
2 -	31.893	20.897	52.790	82.37	0.968	09:54:17.194	
3 -	31.615	20.652	52.267 (2)	83.19	0.445	09:55:09.461	
4 -	31.961	20.693	52.654	82.58	0.832	09:56:02.115	
5 -	31.212	20.610	51.822 (1)	83.91		09:56:53.937	
6 -	31.664	20.934	52.598	82.67	0.776	09:57:46.535	
7 -	31.551	20.764	52.315 (3)	83.12	0.493	09:58:38.850	

P14 125 U		Haydon SMITH		Kawasaki ZXR750R - Shelf & Rail Co.			
IDEAL LAP TIME : 51.797		BEST LAP TIME : 51.867		DIFFERENCE : 0.070			
LAP	SECTOR 1	SECTOR 2	LAP TIME	MPH	DIFF	TIME OF DAY	
1 -	35.660	23.353	59.013	73.68	7.146	09:53:40.963	
2 -	32.917	21.581	54.498	79.79	2.631	09:54:35.461	
3 -	33.025	22.255	55.280	78.66	3.413	09:55:30.741	
4 -	31.406	21.124	52.530	82.78	0.663	09:56:23.271	
5 -	31.413	20.982	52.395	82.99	0.528	09:57:15.666	
6 -	31.529	20.817	52.346 (3)	83.07	0.479	09:58:08.012	
7 -	31.550	20.679	52.229 (2)	83.26	0.362	09:59:00.241	
8 -	31.135	21.593	52.728	82.47	0.861	09:59:52.969	
9 -	31.205	20.662	51.867 (1)	83.84		10:00:44.836	
10 -	32.258	20.900	53.158	81.80	1.291	10:01:37.994	
11 -	31.417	21.085	52.502	82.82	0.635	10:02:30.496	

P15 48 E		Shaun WALLIS		Yamaha R6 (X) - MBC Despatch Racing			
IDEAL LAP TIME : 51.876		BEST LAP TIME : 52.001		DIFFERENCE : 0.125			
LAP	SECTOR 1	SECTOR 2	LAP TIME	MPH	DIFF	TIME OF DAY	
1 -	32.356	21.188	53.544	81.21	1.543	09:53:25.846	
2 -	31.161	20.973	52.134 (3)	83.41	0.133	09:54:17.980	
3 -	31.237	20.764	52.001 (1)	83.62		09:55:09.981	
4 -	31.826	20.940	52.766	82.41	0.765	09:56:02.747	
5 -	31.195	21.194	52.389	83.00	0.388	09:56:55.136	
6 -	31.291	20.715	52.006 (2)	83.61	0.005	09:57:47.142	
7 -	31.595	20.779	52.374	83.02	0.373	09:58:39.516	
8 -	32.759	21.606	54.365	79.98	2.364	09:59:33.881	
9 -	32.112	21.552	53.664	81.03	1.663	10:00:27.545	
10 -	31.322	21.681	53.003	82.04	1.002	10:01:20.548	
11 -	31.685	20.854	52.539	82.76	0.538	10:02:13.087	

P16 20 U		Connor SWYER		Suzuki GSXR 1000 K6 - WSC Performace & lleithyr farm & dad			
IDEAL LAP TIME : 52.479		BEST LAP TIME : 52.479		DIFFERENCE : 0.000			
LAP	SECTOR 1	SECTOR 2	LAP TIME	MPH	DIFF	TIME OF DAY	
1 -	33.658	22.044	55.702	78.06	3.223	09:53:27.526	
2 -	32.686	21.549	54.235	80.18	1.756	09:54:21.761	
3 -	31.779	21.272	53.051 (2)	81.97	0.572	09:55:14.812	
4 -	31.320	21.159	52.479 (1)	82.86		09:56:07.291	
5 -	31.968	21.936	53.904	80.67	1.425	09:57:01.195	
6 -	32.077	21.308	53.385 (3)	81.45	0.906	09:57:54.580	

BMCRC - MRO Championships 2024 - Rnd 7 @ Brands Hatch Indy

BMCRC Thunderbike Ultra & Extreme

QUALIFYING - SECTOR ANALYSIS



SECTOR 1 = FL to I1, SECTOR 2 = I1 to FL, DIFF = Difference To Personal Best Lap, P = Crossed Finish Line in Pit Lane, D = Time Disallowed

P17 31 U		Max MACRAE		-		
IDEAL LAP TIME : 52.705		BEST LAP TIME : 52.705		DIFFERENCE : 0.000		
LAP	SECTOR 1	SECTOR 2	LAP TIME	MPH	DIFF	TIME OF DAY
1 -	36.228	22.145	58.373	74.49	5.668	09:53:45.271
2 -	34.072	22.138	56.210	77.36	3.505	09:54:41.481
3 -	33.489	21.097	54.586	79.66	1.881	09:55:36.067
4 -	32.004	20.701	52.705 (1)	82.50		09:56:28.772
5 -	32.182	21.521	53.703 (3)	80.97	0.998	09:57:22.475
6 -	32.275	IN PIT	1:36.779 P	44.93	44.074	09:58:59.254
7 -	OUTLAP	20.820	55.578	78.24	2.873	09:59:54.832
8 -	32.054	21.046	53.100 (2)	81.89	0.395	10:00:47.932

P18 33 E		Mark BISWELL		Yamaha YZF-R6 - Bizzle Bikesport		
IDEAL LAP TIME : 52.849		BEST LAP TIME : 52.863		DIFFERENCE : 0.014		
LAP	SECTOR 1	SECTOR 2	LAP TIME	MPH	DIFF	TIME OF DAY
1 -	36.672	22.943	59.615	72.94	6.752	09:54:00.888
2 -	34.203	22.165	56.368	77.14	3.505	09:54:57.256
3 -	32.809	21.628	54.437	79.88	1.574	09:55:51.693
4 -	32.515	21.681	54.196	80.23	1.333	09:56:45.889
5 -	32.283	21.440	53.723	80.94	0.860	09:57:39.612
6 -	32.814	21.801	54.615	79.62	1.752	09:58:34.227
7 -	31.858	21.354	53.212 (3)	81.72	0.349	09:59:27.439
8 -	31.567	21.296	52.863 (1)	82.26		10:00:20.302
9 -	31.615	21.282	52.897 (2)	82.20	0.034	10:01:13.199
10 -	32.667	21.768	54.435	79.88	1.572	10:02:07.634

P19 17 U		Jordan KILLWORTH		Yamaha R1 4C8 - Greenplant/BK/Rabbit		
IDEAL LAP TIME : 52.667		BEST LAP TIME : 53.004		DIFFERENCE : 0.337		
LAP	SECTOR 1	SECTOR 2	LAP TIME	MPH	DIFF	TIME OF DAY
1 -	35.721	23.273	58.994	73.71	5.990	09:53:48.976
2 -	33.154	21.637	54.791	79.36	1.787	09:54:43.767
3 -	32.894	21.557	54.451	79.86	1.447	09:55:38.218
4 -	32.517	21.164	53.681	81.00	0.677	09:56:31.899
5 -	31.994	21.062	53.056 (2)	81.96	0.052	09:57:24.955
6 -	32.306	21.178	53.484	81.30	0.480	09:58:18.439
7 -	33.186	21.945	55.131	78.87	2.127	09:59:13.570
8 -	32.289	20.715	53.004 (1)	82.04		10:00:06.574
9 -	32.288	21.966	54.254	80.15	1.250	10:01:00.828
10 -	34.041	21.573	55.614	78.19	2.610	10:01:56.442
11 -	31.952	21.485	53.437 (3)	81.37	0.433	10:02:49.879

P20 129 E		Derek CRIPPS		Yamaha R1 - Team FBR		
IDEAL LAP TIME : 53.223		BEST LAP TIME : 53.373		DIFFERENCE : 0.150		
LAP	SECTOR 1	SECTOR 2	LAP TIME	MPH	DIFF	TIME OF DAY
1 -	38.202	23.867	1:02.069	70.06	8.696	09:53:44.161
2 -	34.662	22.686	57.348	75.82	3.975	09:54:41.509
3 -	32.865	21.815	54.680	79.52	1.307	09:55:36.189
4 -	32.815	21.707	54.522	79.75	1.149	09:56:30.711
5 -	32.203	21.406	53.609 (3)	81.11	0.236	09:57:24.320
6 -	32.207	21.688	53.895	80.68	0.522	09:58:18.215
7 -	32.030	21.479	53.509 (2)	81.26	0.136	09:59:11.724
8 -	31.947	21.426	53.373 (1)	81.47		10:00:05.097

BMCRC - MRO Championships 2024 - Rnd 7 @ Brands Hatch Indy

BMCRC Thunderbike Ultra & Extreme

QUALIFYING - SECTOR ANALYSIS



SECTOR 1 = FL to I1, SECTOR 2 = I1 to FL, DIFF = Difference To Personal Best Lap, P = Crossed Finish Line in Pit Lane, D = Time Disallowed

P21 152 E		Sean GOLDSMITH		Kawasaki ZX7R - Vanguard motorsport		
IDEAL LAP TIME : 53.807		BEST LAP TIME : 53.807		DIFFERENCE : 0.000		
LAP	SECTOR 1	SECTOR 2	LAP TIME	MPH	DIFF	TIME OF DAY
1 -	OUTLAP	22.811	1:03.560	68.41	9.753	09:54:37.449
2 -	33.767	22.164	55.931	77.74	2.124	09:55:33.380
3 -	32.679	21.849	54.528	79.74	0.721	09:56:27.908
4 -	32.690	22.446	55.136	78.87	1.329	09:57:23.044
5 -	33.105	21.794	54.899	79.21	1.092	09:58:17.943
6 -	32.738	21.448	54.186 (2)	80.25	0.379	09:59:12.129
7 -	32.389	21.418	53.807 (1)	80.81		10:00:05.936
8 -	32.750	21.755	54.505 (3)	79.78	0.698	10:01:00.441
9 -	33.186	22.292	55.478	78.38	1.671	10:01:55.919
10 -	33.568	21.705	55.273	78.67	1.466	10:02:51.192

P22 51 E		Paul BEESLEY		Aprilia MILLIE RSV -		
IDEAL LAP TIME : 54.415		BEST LAP TIME : 54.582		DIFFERENCE : 0.167		
LAP	SECTOR 1	SECTOR 2	LAP TIME	MPH	DIFF	TIME OF DAY
1 -	35.095	22.262	57.357	75.81	2.775	09:53:33.080
2 -	33.232	21.948	55.180	78.80	0.598	09:54:28.260
3 -	32.816	21.766	54.582 (1)	79.67		09:55:22.842
4 -	32.809	21.912	54.721	79.46	0.139	09:56:17.563
5 -	32.699	21.985	54.684 (2)	79.52	0.102	09:57:12.247
6 -	32.926	21.824	54.750	79.42	0.168	09:58:06.997
7 -	33.097	21.716	54.813	79.33	0.231	09:59:01.810
8 -	33.159	21.879	55.038	79.01	0.456	09:59:56.848
9 -	33.030	22.262	55.292	78.64	0.710	10:00:52.140
10 -	33.915	21.833	55.748	78.00	1.166	10:01:47.888
11 -	32.846	21.866	54.712 (3)	79.48	0.130	10:02:42.600

P23 114 U		Richard BATE		Yamaha R1 - TEAM PSR		
IDEAL LAP TIME : 54.131		BEST LAP TIME : 54.588		DIFFERENCE : 0.457		
LAP	SECTOR 1	SECTOR 2	LAP TIME	MPH	DIFF	TIME OF DAY
1 -	38.794	23.368	1:02.162	69.95	7.574	09:54:11.840
2 -	34.860	22.344	57.204	76.01	2.616	09:55:09.044
3 -	34.030	21.932	55.962	77.70	1.374	09:56:05.006
4 -	33.608	21.973	55.581 (3)	78.23	0.993	09:57:00.587
5 -	33.904	21.542	55.446 (2)	78.42	0.858	09:57:56.033
6 -	32.589	21.999	54.588 (1)	79.66		09:58:50.621

P24 40 U		Malcolm BATE		Suzuki GSXR1000K3 - Hartjay		
IDEAL LAP TIME : 54.888		BEST LAP TIME : 54.888		DIFFERENCE : 0.000		
LAP	SECTOR 1	SECTOR 2	LAP TIME	MPH	DIFF	TIME OF DAY
1 -	38.433	23.586	1:02.019	70.11	7.131	09:53:49.124
2 -	35.219	23.101	58.320	74.56	3.432	09:54:47.444
3 -	34.822	22.780	57.602	75.49	2.714	09:55:45.046
4 -	34.218	22.295	56.513	76.94	1.625	09:56:41.559
5 -	34.630	22.248	56.878	76.45	1.990	09:57:38.437
6 -	33.807	22.440	56.247	77.31	1.359	09:58:34.684
7 -	33.741	21.641	55.382 (2)	78.52	0.494	09:59:30.066
8 -	33.330	21.558	54.888 (1)	79.22		10:00:24.954
9 -	33.466	21.959	55.425 (3)	78.45	0.537	10:01:20.379
10 -	35.293	22.219	57.512	75.61	2.624	10:02:17.891

BMCRC - MRO Championships 2024 - Rnd 7 @ Brands Hatch Indy

BMCRC Thunderbike Ultra & Extreme

QUALIFYING - SECTOR ANALYSIS



SECTOR 1 = FL to I1, SECTOR 2 = I1 to FL, DIFF = Difference To Personal Best Lap, P = Crossed Finish Line in Pit Lane, D = Time Disallowed

P25 80 U		Mark OVEL		Yamaha R1 - I STILL NEED A SPONSOR			
IDEAL LAP TIME : 56.003		BEST LAP TIME : 56.123		DIFFERENCE : 0.120			
LAP	SECTOR 1	SECTOR 2	LAP TIME	MPH	DIFF	TIME OF DAY	
1 -	36.564	23.060	59.624	72.93	3.501	09:53:38.092	
2 -	33.705	22.705	56.410 (3)	77.08	0.287	09:54:34.502	
3 -	33.622	22.502	56.124 (2)	77.48	0.001	09:55:30.626	
4 -	33.742	22.381	56.123 (1)	77.48		09:56:26.749	
5 -	33.646	22.851	56.497	76.97	0.374	09:57:23.246	
6 -	34.619	22.478	57.097	76.16	0.974	09:58:20.343	
7 -	33.885	22.826	56.711	76.68	0.588	09:59:17.054	
8 -	33.982	22.547	56.529	76.92	0.406	10:00:13.583	
9 -	34.362	22.888	57.250	75.95	1.127	10:01:10.833	
10 -	34.720	22.769	57.489	75.64	1.366	10:02:08.322	

P26 88 E		George PRINOS		Ducati 996 - KAPPA PLANNING LTD			
IDEAL LAP TIME : 56.904		BEST LAP TIME : 57.047		DIFFERENCE : 0.143			
LAP	SECTOR 1	SECTOR 2	LAP TIME	MPH	DIFF	TIME OF DAY	
1 -	40.050	25.118	1:05.168	66.72	8.121	09:53:42.090	
2 -	36.751	23.826	1:00.577	71.78	3.530	09:54:42.667	
3 -	35.915	22.979	58.894	73.83	1.847	09:55:41.561	
4 -	35.475	23.383	58.858	73.88	1.811	09:56:40.419	
5 -	35.180	22.926	58.106	74.83	1.059	09:57:38.525	
6 -	35.208	22.703	57.911 (3)	75.09	0.864	09:58:36.436	
7 -	34.495	22.552	57.047 (1)	76.22		09:59:33.483	
8 -	34.352	22.967	57.319 (2)	75.86	0.272	10:00:30.802	
9 -	34.928	23.045	57.973	75.01	0.926	10:01:28.775	
10 -	35.378	22.975	58.353	74.52	1.306	10:02:27.128	

P27 89 E		Daryl SKINNS		Suzuki GSXR 750 - Indoor Climate Systems UK LTD			
IDEAL LAP TIME : 57.794		BEST LAP TIME : 58.176		DIFFERENCE : 0.382			
LAP	SECTOR 1	SECTOR 2	LAP TIME	MPH	DIFF	TIME OF DAY	
1 -	38.888	24.133	1:03.021	69.00	4.845	09:53:42.792	
2 -	36.684	23.301	59.985	72.49	1.809	09:54:42.777	
3 -	36.371	23.013	59.384	73.22	1.208	09:55:42.161	
4 -	35.816	22.716	58.532	74.29	0.356	09:56:40.693	
5 -	35.826	22.670	58.496 (3)	74.34	0.320	09:57:39.189	
6 -	35.315	22.861	58.176 (1)	74.74		09:58:37.365	
7 -	35.124	23.268	58.392 (2)	74.47	0.216	09:59:35.757	
8 -	35.580	22.942	58.522	74.30	0.346	10:00:34.279	
9 -	35.984	22.929	58.913	73.81	0.737	10:01:33.192	
10 -	35.520	23.195	58.715	74.06	0.539	10:02:31.907	

P28 201 E		Ian KIRKBY		Suzuki GSXR -			
IDEAL LAP TIME : 58.737		BEST LAP TIME : 58.860		DIFFERENCE : 0.123			
LAP	SECTOR 1	SECTOR 2	LAP TIME	MPH	DIFF	TIME OF DAY	
1 -	39.813	24.895	1:04.708	67.20	5.848	09:53:42.952	
2 -	37.623	23.986	1:01.609	70.58	2.749	09:54:44.561	
3 -	36.913	24.305	1:01.218	71.03	2.358	09:55:45.779	
4 -	37.098	23.838	1:00.936	71.36	2.076	09:56:46.715	
5 -	36.013	23.691	59.704 (3)	72.83	0.844	09:57:46.419	
6 -	36.203	23.384	59.587 (2)	72.97	0.727	09:58:46.006	
7 -	35.411	23.449	58.860 (1)	73.88		09:59:44.866	
8 -	39.225	24.051	1:03.276	68.72	4.416	10:00:48.142	
9 -	38.310	23.902	1:02.212	69.89	3.352	10:01:50.354	
10 -	36.524	23.326	59.850	72.65	0.990	10:02:50.204	

BMCRC - MRO Championships 2024 - Rnd 7 @ Brands Hatch Indy

BMCRC Thunderbike Ultra & Extreme

QUALIFYING - BEST SECTORS

SECTOR 1			SECTOR 2			IDEAL / BEST COMPARISON						
POS	NO	NAME	TIME	NO	NAME	TIME	POS	NO	NAME	IDEAL	BEST	DIFF
									PERFECT LAP	48.486		
1	5	SMITH	28.993	5	SMITH	19.493	1	5	SMITH	48.486	48.486	0.000
2	102	FEARN	29.956	102	FEARN	19.882	2	102	FEARN	49.838	49.838	0.000
3	78	THOMAS	30.017	78	THOMAS	20.108	3	78	THOMAS	50.125	50.128	0.003
4	800	CREASEY	30.164	47	DANCE	20.167	4	800	CREASEY	50.391	50.391	0.000
5	19	DONOVAN	30.304	800	CREASEY	20.227	5	47	DANCE	50.541	50.577	0.036
6	47	DANCE	30.374	23	ROSE	20.235	6	19	DONOVAN	50.760	51.100	0.340
7	59	DENYER	30.529	85	WOOD	20.366	7	59	DENYER	50.930	51.539	0.609
8	85	WOOD	30.638	59	DENYER	20.401	8	23	ROSE	50.967	51.042	0.075
9	23	ROSE	30.732	4	KILLWORTH	20.438	9	85	WOOD	51.004	51.004	0.000
10	169	SMITH	30.811	19	DONOVAN	20.456	10	169	SMITH	51.304	51.304	0.000
11	117	STAGG	31.076	117	STAGG	20.480	11	4	KILLWORTH	51.533	51.533	0.000
12	4	KILLWORTH	31.095	169	SMITH	20.493	12	117	STAGG	51.556	51.556	0.000
13	125	SMITH	31.135	46	GATES	20.610	13	125	SMITH	51.797	51.867	0.070
14	48	WALLIS	31.161	125	SMITH	20.662	14	46	GATES	51.822	51.822	0.000
15	46	GATES	31.212	31	MACRAE	20.701	15	48	WALLIS	51.876	52.001	0.125
16	20	SWYER	31.320	48	WALLIS	20.715	16	20	SWYER	52.479	52.479	0.000
17	33	BISWELL	31.567	17	KILLWORTH	20.715	17	17	KILLWORTH	52.667	53.004	0.337
18	129	CRIPPS	31.817	20	SWYER	21.159	18	31	MACRAE	52.705	52.705	0.000
19	17	KILLWORTH	31.952	33	BISWELL	21.282	19	33	BISWELL	52.849	52.863	0.014
20	31	MACRAE	32.004	129	CRIPPS	21.406	20	129	CRIPPS	53.223	53.373	0.150
21	152	GOLDSMITH	32.389	152	GOLDSMITH	21.418	21	152	GOLDSMITH	53.807	53.807	0.000
22	114	BATE	32.589	114	BATE	21.542	22	114	BATE	54.131	54.588	0.457
23	51	BEESLEY	32.699	40	BATE	21.558	23	51	BEESLEY	54.415	54.582	0.167
24	40	BATE	33.330	51	BEESLEY	21.716	24	40	BATE	54.888	54.888	0.000
25	80	OVEL	33.622	80	OVEL	22.381	25	80	OVEL	56.003	56.123	0.120
26	88	PRINOS	34.352	88	PRINOS	22.552	26	88	PRINOS	56.904	57.047	0.143
27	89	SKINNS	35.124	89	SKINNS	22.670	27	89	SKINNS	57.794	58.176	0.382
28	201	KIRKBY	35.411	201	KIRKBY	23.326	28	201	KIRKBY	58.737	58.860	0.123

BMCRC - MRO Championships 2024 - Rnd 7 @ Brands Hatch Indy

BMCRC Thunderbike Ultra & Extreme

QUALIFYING - STATISTICS

Competitors Started 28
Planned Start 2024-09-21 @ 10:00:00.000
Actual Start 2024-09-21 @ 09:52:02.049
Finish Time 2024-09-21 @ 10:02:04.064
Track Length 1.2079mi.
Total Laps 266
Total Distance Covered 321.3135mi.

Session Fastest Lap History

NO	CL	NAME	LAP TIME	TIME OF DAY	LAP	VEHICLE
5	U	Kieran SMITH	53.196	09:53:23.332	1	Suzuki GSXR 1000 K1
19	U	Tyler DONOVAN	53.153	09:53:27.703	1	Kawasaki ZX10R
5	U	Kieran SMITH	49.692	09:54:13.024	2	Suzuki GSXR 1000 K1
5	U	Kieran SMITH	49.635	09:55:02.659	3	Suzuki GSXR 1000 K1
5	U	Kieran SMITH	48.486	09:59:59.121	7	Suzuki GSXR 1000 K1

Flag History

TYPE	TIME OF DAY
GREEN	09:52:02.049
FINISH	10:02:04.064

Flag Statistics

TYPE	COUNT	TOTAL LAPS	TOTAL TIME
Green	1	12	10:57.902
Red	0	0	0.000
Safety Car	0	0	0.000
FCY	0	0	0.000

BMCRC - MRO Championships 2024 - Rnd 7 @ Brands Hatch Indy

BMCRC Thunderbike Ultra & Extreme

QUALIFYING - STATISTICS

CLASS : E

8 Starters

Fastest Lap History

NO	NAME	LAP TIME	TIME OF DAY	LAP	VEHICLE
48	Shaun WALLIS	53.544	09:53:25.846	1	Yamaha R6 (X)
48	Shaun WALLIS	52.134	09:54:17.980	2	Yamaha R6 (X)
48	Shaun WALLIS	52.001	09:55:09.981	3	Yamaha R6 (X)

BMCRC - MRO Championships 2024 - Rnd 7 @ Brands Hatch Indy

BMCRC Thunderbike Ultra & Extreme

QUALIFYING - STATISTICS

CLASS : U

20 Starters

Fastest Lap History

NO	NAME	LAP TIME	TIME OF DAY	LAP	VEHICLE
5	Kieran SMITH	53.196	09:53:23.332	1	Suzuki GSXR 1000 K1
19	Tyler DONOVAN	53.153	09:53:27.703	1	Kawasaki ZX10R
5	Kieran SMITH	49.692	09:54:13.024	2	Suzuki GSXR 1000 K1
5	Kieran SMITH	49.635	09:55:02.659	3	Suzuki GSXR 1000 K1
5	Kieran SMITH	48.486	09:59:59.121	7	Suzuki GSXR 1000 K1



BMCRC - MRO Championships 2024 - Rnd 7 @ Brands Hatch Indy

BMCRC Thunderbike Ultra & Extreme

RACE 6 - GRID (9 Laps)

ROW 10				28	58.860	201	Ian KIRKBY	
ROW 9		27	58.176	89	Daryl SKINNS			
				26	57.047	88	George PRINOS	
				25	56.123	80	Mark OVEL	
ROW 8		24	54.888	40	Malcolm BATE			
				23	54.588	114	Richard BATE	
				22	54.582	51	Paul BEESLEY	
ROW 7		21	53.807	152	Sean GOLDSMITH			
				20	53.373	129	Derek CRIPPS	
				19	53.004	17	Jordan KILLWORTH	
ROW 6		18	52.863	33	Mark BISWELL			
				17	52.705	31	Max MACRAE	
				16	52.479	20	Connor SWYER	
ROW 5		15	52.001	48	Shaun WALLIS			
				14	51.867	125	Haydon SMITH	
				13	51.822	46	Simon GATES	
ROW 4		12	51.556	117	Raymond STAGG			
				11	51.539	59	Andrew DENYER	
				10	51.533	4	Hayden KILLWORTH	
ROW 3		9	51.304	169	Cory SMITH			
				8	51.100	19	Tyler DONOVAN	
				7	51.042	23	Justin ROSE	
ROW 2		6	51.004	85	Clinton WOOD			
				5	50.577	47	Daryl DANCE	
				4	50.391	800	Morgan CREASEY	
ROW 1		3	50.128	78	Jamie THOMAS			
				2	49.838	102	James FEARN	
				1	48.486	5	Kieran SMITH	
							Pole	

These results are provisional until the conclusion of any judicial and technical matters.

Brands Hatch Indy: 1.2079 miles

Clerk Of Course:	Stewards:	Timekeeper: Richard Evans	
------------------	-----------	---------------------------	--

Results can be found at www.tsl-timing.com

Printed - 10:04 Saturday, 21 September 2024





BMCRC - MRO Championships 2024 - Rnd 7 @ Brands Hatch Indy

BMCRC Thunderbike Ultra & Extreme

RACE 6 - CLASSIFICATION

Race Distance: 9 Laps / 10.87 miles

POS	NO	CL	PIC	NAME	ENTRY	LAPS	TIME	GAP	DIFF	MPH	BEST	ON	GRD	↑↓
1	5	U	1	Kieran SMITH	Suzuki GSXR 1000 K1 -	9	7:28.760			87.21	48.443	3	1	0
2	102	U	2	James FEARN	Suzuki GSXR1000 - Greenplant satellite team	9	7:41.259	12.499	12.499	84.84	49.768	8	2	0
3	800	U	3	Morgan CREASEY	Suzuki GSXR 1000 K7 - Warics Ltd	9	7:42.982	14.222	1.723	84.53	50.039	8	4	1
4	19	U	4	Tyler DONOVAN	Kawasaki ZX10R - Tinder Corp	9	7:42.999	14.239	0.017	84.53	50.087	8	8	4
5	78	U	5	Jamie THOMAS	Suzuki GSXR 1000 - Team RubyRacing	9	7:44.178	15.418	1.179	84.31	50.349	5	3	-2
6	23	U	6	Justin ROSE	Yamaha R1 - J. Rose roofing services	9	7:44.324	15.564	0.146	84.28	49.845	8	7	1
7	85	U	7	Clinton WOOD	Suzuki GSXR1000 - CLINTON WOOD	9	7:46.533	17.773	2.209	83.88	50.294	7	6	-1
8	59	U	8	Andrew DENYER	Triumph 675 - me	9	7:50.796	22.036	4.263	83.13	50.980	7	11	3
9	125	U	9	Haydon SMITH	Kawasaki ZXR750R - Shelf & Rail Co.	9	7:50.909	22.149	0.113	83.11	50.498	9	14	5
10	46	U	10	Simon GATES	Yamaha YZF R1 - T.A Roden LTD / Canine Plus Hydro	9	7:51.295	22.535	0.386	83.04	50.915	7	13	3
11	169	U	11	Cory SMITH	Suzuki K1 1000 -	9	7:55.258	26.498	3.963	82.34	51.312	5	9	-2
12	4	U	12	Hayden KILLWORTH	Suzuki GSXR 1000 - GreenPlantUK - H11xy - Helmet City	9	7:55.259	26.499	0.001	82.34	51.423	8	10	-2
13	17	U	13	Jordan KILLWORTH	Yamaha R1 4C8 - Greenplant/BK/Rabbit	9	7:58.080	29.320	2.821	81.86	51.462	6	19	6
14	117	U	14	Raymond STAGG	Suzuki GSXR 750 -	9	7:59.939	31.179	1.859	81.54	51.946	6	12	-2
15	31	U	15	Max MACRAE	-	9	8:01.149	32.389	1.210	81.34	51.374	4	17	2
16	20	U	16	Connor SWYER	Suzuki GSXR 1000 K6 - WSC Performance & lleithyr farm & d	9	8:01.361	32.601	0.212	81.30	51.716	6	16	0
17	33	E	1	Mark BISWELL	Yamaha YZF-R6 - Bizzle Bikesport	9	8:01.860	33.100	0.499	81.22	52.130	6	18	1
18	48	E	2	Shaun WALLIS	Yamaha R6 (X) - MBC Despatch Racing	9	8:02.010	33.250	0.150	81.19	51.988	4	15	-3
19	129	E	3	Derek CRIPPS	Yamaha R1 - Team FBR	9	8:03.109	34.349	1.099	81.01	51.933	8	20	1
20	40	U	17	Malcolm BATE	Suzuki GSXR1000K3 - Hartjay	9	8:17.348	48.588	14.239	78.69	53.748	8	24	4
21	152	E	4	Sean GOLDSMITH	Kawasaki ZX7R - Vanguard motorsport	9	8:18.120	49.360	0.772	78.57	53.928	3	21	0
22	51	E	5	Paul BEESLEY	Aprilia MILLIE RSV -	9	8:20.421	51.661	2.301	78.20	54.059	9	22	0
23	114	U	18	Richard BATE	Yamaha R1 - TEAM PSR	8	7:29.651	1 Lap	1 Lap	77.36	53.853	8	23	0
24	88	E	6	George PRINOS	Ducati 996 - KAPPA PLANNING LTD	8	7:36.158	1 Lap	6.507	76.26	54.702	5	26	2
25	89	E	7	Daryl SKINNS	Suzuki GSXR 750 - Indoor Climate Systems UK LTD	8	7:45.062	1 Lap	8.904	74.80	56.185	3	27	2
26	201	E	8	Ian KIRKBY	Suzuki GSXR -	8	7:59.035	1 Lap	13.973	72.62	58.208	8	28	2

NOT CLASSIFIED

DNF	80	U		Mark OVEL	Yamaha R1 - I STULL NEED A SPONSOR	6	5:47.507	3 Laps	2 Laps	75.08	55.665	2	25	
DNF	47	U		Daryl DANCE	Yamaha YZF R1 - 2 Brothers Scaffolding	1	1:06.281	8 Laps	5 Laps	65.60			5	

FASTEST LAP

	5	U		Kieran SMITH	Suzuki GSXR 1000 K1 -	3	48.443			89.76 mph			144.46 kph	
	129	E		Derek CRIPPS	Yamaha R1 - Team FBR	8	51.933			83.73 mph			134.75 kph	

Comments:

Class U - 92.5% of Race Speed = 80.66 mph

Class E - 92.5% of Race Speed = 75.12 mph

Weather / Track : Bright / Dry

These results are provisional until the conclusion of any judicial and technical matters.

Date: 21/09/2024 Start: 12:52 Finish: 13:00

Brands Hatch Indy: 1.2079 miles

Clerk Of Course:	Stewards:	Timekeeper: Richard Evans	
------------------	-----------	---------------------------	--

Results can be found at www.tsl-timing.com

Printed - 13:02 Saturday, 21 September 2024



BMCRC - MRO Championships 2024 - Rnd 7 @ Brands Hatch Indy

BMCRC Thunderbike Ultra & Extreme

RACE 6 - LAP CHART

LAP 1 @ 12:53:39.346

NO	BEHIND	LAP TIME
5		55.519
800	2.372	57.891
102	2.933	58.452
19	3.144	58.663
78	3.475	58.994
85	3.620	59.139
23	3.844	59.363
59	4.655	1:00.174
46	5.018	1:00.537
169	5.046	1:00.565
4	5.296	1:00.815
125	5.673	1:01.192
31	5.770	1:01.289
17	5.862	1:01.381
117	6.409	1:01.928
20	7.015	1:02.534
33	7.418	1:02.937
48	7.484	1:03.003
152	7.884	1:03.403
129	8.170	1:03.689
40	9.108	1:04.627
51	9.528	1:05.047
80	10.104	1:05.623
114	10.634	1:06.153
47	10.762	1:06.281
88	11.345	1:06.864
89	12.591	1:08.110
201	12.617	1:08.136

LAP 2 @ 12:54:28.108

NO	BEHIND	LAP TIME
5		48.762
800	5.254	51.644
19	5.510	51.128
102	5.619	51.448
78	5.733	51.020
85	6.146	51.288
23	6.266	51.184
59	7.842	51.949
46	8.265	52.009
169	8.367	52.083
4	8.774	52.240
125	9.124	52.213
17	9.707	52.607
31	9.842	52.834
117	10.469	52.822
20	10.679	52.426
48	11.062	52.340
33	11.461	52.805
129	12.557	53.149
152	13.346	54.224
40	14.851	54.505
51	15.500	54.734
80	17.007	55.665
114	17.604	55.732
88	18.148	55.565
89	20.220	56.391
201	22.866	59.011

LAP 3 @ 12:55:16.551

NO	BEHIND	LAP TIME
5		48.443

800	7.625	50.814
19	7.640	50.573
102	7.761	50.585
78	8.042	50.752
85	8.723	51.020
23	8.907	51.084
59	11.002	51.603
46	11.129	51.307
169	11.896	51.972
125	12.124	51.443
4	12.366	52.035
31	12.999	51.600
17	13.918	52.654
117	14.204	52.178
48	14.767	52.148
20	14.919	52.683
33	15.333	52.315
129	16.783	52.669
152	18.831	53.928
40	20.716	54.308
51	21.358	54.301
114	24.652	55.491
80	24.790	56.226
88	25.066	55.361
89	27.962	56.185
201	33.857	59.434

LAP 4 @ 12:56:05.098

NO	BEHIND	LAP TIME
5		48.547
19	9.556	50.463
800	9.641	50.563
102	9.780	50.566
78	10.176	50.681
85	10.927	50.751
23	11.239	50.879
59	13.662	51.207
46	14.145	51.563
125	15.120	51.543
169	15.341	51.992
4	15.645	51.826
31	15.826	51.374
17	17.136	51.765
117	17.784	52.127
48	18.208	51.988
20	18.634	52.262
33	19.298	52.512
129	20.581	52.345
152	24.275	53.991
40	26.401	54.232
51	27.340	54.529
114	31.344	55.239
88	33.502	56.983
80	33.613	57.370
89	35.686	56.271
201	44.069	58.759

LAP 5 @ 12:56:53.646

NO	BEHIND	LAP TIME
5		48.548
19	11.600	50.592
800	11.632	50.539
102	11.815	50.583
78	11.977	50.349
85	13.343	50.964

23	13.482	50.791
59	16.507	51.393
46	16.853	51.256
125	17.774	51.202
169	18.105	51.312
4	18.693	51.596
17	20.386	51.798
31	20.780	53.502
117	21.534	52.298
48	22.021	52.361
20	22.102	52.016
33	22.931	52.181
129	24.276	52.243
152	29.762	54.035
40	31.950	54.097
51	33.132	54.340
114	37.377	54.581
88	39.656	54.702
80	41.508	56.443
89	43.948	56.810

LAP 6 @ 12:57:44.087

NO	BEHIND	LAP TIME
5		50.441
201	1 Lap	58.303
102	11.527	50.153
19	11.672	50.513
78	12.006	50.470
800	12.111	50.920
85	13.687	50.785
23	13.741	50.700
59	17.210	51.144
46	17.690	51.278
125	18.198	50.865
169	19.491	51.827
4	19.695	51.443
17	21.407	51.462
31	22.505	52.166
117	23.039	51.946
20	23.377	51.716
48	23.940	52.360
33	24.620	52.130
129	26.169	52.334
152	33.785	54.464
40	35.662	54.153
51	37.362	54.671
114	41.357	54.421
88	44.405	55.190
80	47.247	56.180

LAP 7 @ 12:58:33.238

NO	BEHIND	LAP TIME
5		49.151
89	1 Lap	56.809
102	12.214	49.838
201	1 Lap	58.387
19	13.096	50.575
800	13.183	50.223
78	13.212	50.357
85	14.830	50.294
23	14.895	50.305
59	19.039	50.980
46	19.454	50.915
125	20.161	51.114
169	22.007	51.667

4	22.253	51.709
17	23.890	51.634
31	26.079	52.725
117	26.284	52.396
20	26.542	52.316
48	26.971	52.182
33	27.815	52.346
129	29.245	52.227
152	38.668	54.034
40	40.410	53.899
51	42.706	54.495
114	46.387	54.181

129	34.349	52.520
40	48.588	53.779
152	49.360	54.612
51	51.661	54.059

LAP 8 @ 12:59:22.561

NO	BEHIND	LAP TIME
5		49.323
88	1 Lap	55.614
89	1 Lap	56.450
102	12.659	49.768
19	13.860	50.087
800	13.899	50.039
78	14.401	50.512
23	15.417	49.845
85	16.764	51.257
59	20.898	51.182
46	21.142	51.011
125	21.677	50.839
201	1 Lap	58.797
169	24.285	51.601
4	24.353	51.423
17	26.441	51.874
117	28.994	52.033
31	29.625	52.869
20	30.069	52.850
48	30.664	53.016
33	30.770	52.278
129	31.855	51.933
152	44.774	55.429
40	44.835	53.748
51	47.628	54.245

LAP 9 @ 13:00:12.587

NO	BEHIND	LAP TIME
5		50.026
114	1 Lap	53.853
88	1 Lap	55.879
102	12.499	49.866
800	14.222	50.349
19	14.239	50.405
78	15.418	51.043
23	15.564	50.173
89	1 Lap	58.036
85	17.773	51.035
59	22.036	51.164
125	22.149	50.498
46	22.535	51.419
169	26.498	52.239
4	26.499	52.172
17	29.320	52.905
201	1 Lap	58.208
117	31.179	52.211
31	32.389	52.790
20	32.601	52.558
33	33.100	52.356
48	33.250	52.612

BMCRRC - MRO Championships 2024 - Rnd 7 @ Brands Hatch Indy

BMCRRC Thunderbike Ultra & Extreme

RACE 6 - POSITION CHART

No	Name	Lap										
		Pos	1	2	3	4	5	6	7	8	9	
5	SMITH	1	5	5	5	5	5	5	5	5	5	
102	FEARN	2	800	800	800	19	19	102	102	102	102	
78	THOMAS	3	102	19	19	800	800	19	19	19	800	
800	CREASEY	4	19	102	102	102	102	78	800	800	19	
47	DANCE	5	78	78	78	78	78	800	78	78	78	
85	WOOD	6	85	85	85	85	85	85	85	23	23	
23	ROSE	7	23	23	23	23	23	23	23	85	85	
19	DONOVAN	8	59	59	59	59	59	59	59	59	59	
169	SMITH	9	46	46	46	46	46	46	46	46	125	
4	KILLWORTH	10	169	169	169	125	125	125	125	125	46	
59	DENYER	11	4	4	125	169	169	169	169	169	169	
117	STAGG	12	125	125	4	4	4	4	4	4	4	
46	GATES	13	31	17	31	31	17	17	17	17	17	
125	SMITH	14	17	31	17	17	31	31	31	117	117	
48	WALLIS	15	117	117	117	117	117	117	117	31	31	
20	SWYER	16	20	20	48	48	48	20	20	20	20	
31	MACRAE	17	33	48	20	20	20	48	48	48	33	
33	BISWELL	18	48	33	33	33	33	33	33	33	48	
17	KILLWORTH	19	152	129	129	129	129	129	129	129	129	
129	CRIPPS	20	129	152	152	152	152	152	152	152	40	
152	GOLDSMITH	21	40	40	40	40	40	40	40	40	152	
51	BEESELEY	22	51	51	51	51	51	51	51	51	51	
114	BATE	23	80	80	114	114	114	114	114	114	114	
40	BATE	24	114	114	80	88	88	88	88	88	88	
80	OVEL	25	47	88	88	80	80	80	89	89		
88	PRINOS	26	88	89	89	89	89	89	201	201		
89	SKINNS	27	89	201	201	201	201	201				
201	KIRKBY	28	201									

BMCRC - MRO Championships 2024 - Rnd 7 @ Brands Hatch Indy

BMCRC Thunderbike Ultra & Extreme

RACE 6 - SECTOR ANALYSIS



SECTOR 1 = FL to I1, SECTOR 2 = I1 to FL, DIFF = Difference To Personal Best Lap, P = Crossed Finish Line in Pit Lane, D = Time Disallowed

P1		5 U		Kieran SMITH		Suzuki GSXR 1000 K1 -	
IDEAL LAP TIME : 48.409		BEST LAP TIME : 48.443		DIFFERENCE : 0.034			
LAP	SECTOR 1	SECTOR 2	LAP TIME	MPH	DIFF	TIME OF DAY	
1 -		19.607	55.519	78.32	7.076	12:53:39.346	
2 -	29.195	19.567	48.762	89.18	0.319	12:54:28.108	
3 -	28.910	19.533	48.443 (1)	89.76		12:55:16.551	
4 -	28.971	19.576	48.547 (2)	89.57	0.104	12:56:05.098	
5 -	28.876	19.672	48.548 (3)	89.57	0.105	12:56:53.646	
6 -	30.315	20.126	50.441	86.21	1.998	12:57:44.087	
7 -	29.393	19.758	49.151	88.47	0.708	12:58:33.238	
8 -	29.362	19.961	49.323	88.16	0.880	12:59:22.561	
9 -	29.695	20.331	50.026	86.92	1.583	13:00:12.587	

P2		102 U		James FEARN		Suzuki GSXR1000 - Greenplant satellite team	
IDEAL LAP TIME : 49.656		BEST LAP TIME : 49.768		DIFFERENCE : 0.112			
LAP	SECTOR 1	SECTOR 2	LAP TIME	MPH	DIFF	TIME OF DAY	
1 -		20.474	58.452	74.39	8.684	12:53:42.279	
2 -	31.105	20.343	51.448	84.52	1.680	12:54:33.727	
3 -	30.523	20.062	50.585	85.96	0.817	12:55:24.312	
4 -	30.612	19.954	50.566	85.99	0.798	12:56:14.878	
5 -	30.256	20.327	50.583	85.96	0.815	12:57:05.461	
6 -	30.122	20.031	50.153	86.70	0.385	12:57:55.614	
7 -	29.963	19.875	49.838 (2)	87.25	0.070	12:58:45.452	
8 -	29.871	19.897	49.768 (1)	87.37		12:59:35.220	
9 -	29.781	20.085	49.866 (3)	87.20	0.098	13:00:25.086	

P3		800 U		Morgan CREASEY		Suzuki GSXR 1000 K7 - Warics Ltd	
IDEAL LAP TIME : 49.853		BEST LAP TIME : 50.039		DIFFERENCE : 0.186			
LAP	SECTOR 1	SECTOR 2	LAP TIME	MPH	DIFF	TIME OF DAY	
1 -		20.552	57.891	75.11	7.852	12:53:41.718	
2 -	31.156	20.488	51.644	84.20	1.605	12:54:33.362	
3 -	30.542	20.272	50.814	85.57	0.775	12:55:24.176	
4 -	30.406	20.157	50.563	86.00	0.524	12:56:14.739	
5 -	30.188	20.351	50.539	86.04	0.500	12:57:05.278	
6 -	30.816	20.104	50.920	85.40	0.881	12:57:56.198	
7 -	30.206	20.017	50.223 (2)	86.58	0.184	12:58:46.421	
8 -	30.187	19.852	50.039 (1)	86.90		12:59:36.460	
9 -	30.001	20.348	50.349 (3)	86.36	0.310	13:00:26.809	

P4		19 U		Tyler DONOVAN		Kawasaki ZX10R - Tinder Corp	
IDEAL LAP TIME : 50.043		BEST LAP TIME : 50.087		DIFFERENCE : 0.044			
LAP	SECTOR 1	SECTOR 2	LAP TIME	MPH	DIFF	TIME OF DAY	
1 -		20.416	58.663	74.12	8.576	12:53:42.490	
2 -	30.734	20.394	51.128	85.05	1.041	12:54:33.618	
3 -	30.112	20.461	50.573	85.98	0.486	12:55:24.191	
4 -	30.142	20.321	50.463 (3)	86.17	0.376	12:56:14.654	
5 -	30.190	20.402	50.592	85.95	0.505	12:57:05.246	
6 -	29.997	20.516	50.513	86.08	0.426	12:57:55.759	
7 -	30.264	20.311	50.575	85.98	0.488	12:58:46.334	
8 -	29.922	20.165	50.087 (1)	86.82		12:59:36.421	
9 -	29.878	20.527	50.405 (2)	86.27	0.318	13:00:26.826	

BMCRC - MRO Championships 2024 - Rnd 7 @ Brands Hatch Indy

BMCRC Thunderbike Ultra & Extreme

RACE 6 - SECTOR ANALYSIS



SECTOR 1 = FL to I1, SECTOR 2 = I1 to FL, DIFF = Difference To Personal Best Lap, P = Crossed Finish Line in Pit Lane, D = Time Disallowed

P5 78 U		Jamie THOMAS		Suzuki GSXR 1000 - Team RubyRacing			
IDEAL LAP TIME : 49.973		BEST LAP TIME : 50.349		DIFFERENCE : 0.376			
LAP	SECTOR 1	SECTOR 2	LAP TIME	MPH	DIFF	TIME OF DAY	
1 -		20.187	58.994	73.71	8.645	12:53:42.821	
2 -	30.690	20.330	51.020	85.23	0.671	12:54:33.841	
3 -	30.625	20.127	50.752	85.68	0.403	12:55:24.593	
4 -	30.668	20.013	50.681	85.80	0.332	12:56:15.274	
5 -	30.195	20.154	50.349 (1)	86.36		12:57:05.623	
6 -	30.298	20.172	50.470 (3)	86.16	0.121	12:57:56.093	
7 -	30.061	20.296	50.357 (2)	86.35	0.008	12:58:46.450	
8 -	30.508	20.004	50.512	86.09	0.163	12:59:36.962	
9 -	29.969	21.074	51.043	85.19	0.694	13:00:28.005	

P6 23 U		Justin ROSE		Yamaha R1 - J. Rose roofing services			
IDEAL LAP TIME : 49.845		BEST LAP TIME : 49.845		DIFFERENCE : 0.000			
LAP	SECTOR 1	SECTOR 2	LAP TIME	MPH	DIFF	TIME OF DAY	
1 -		20.327	59.363	73.25	9.518	12:53:43.190	
2 -	30.915	20.269	51.184	84.96	1.339	12:54:34.374	
3 -	30.692	20.392	51.084	85.12	1.239	12:55:25.458	
4 -	30.469	20.410	50.879	85.46	1.034	12:56:16.337	
5 -	30.453	20.338	50.791	85.61	0.946	12:57:07.128	
6 -	30.302	20.398	50.700	85.77	0.855	12:57:57.828	
7 -	30.285	20.020	50.305 (3)	86.44	0.460	12:58:48.133	
8 -	30.145	19.700	49.845 (1)	87.24		12:59:37.978	
9 -	30.157	20.016	50.173 (2)	86.67	0.328	13:00:28.151	

P7 85 U		Clinton WOOD		Suzuki GSXR1000 - CLINTON WOOD			
IDEAL LAP TIME : 50.234		BEST LAP TIME : 50.294		DIFFERENCE : 0.060			
LAP	SECTOR 1	SECTOR 2	LAP TIME	MPH	DIFF	TIME OF DAY	
1 -		20.746	59.139	73.53	8.845	12:53:42.966	
2 -	30.864	20.424	51.288	84.78	0.994	12:54:34.254	
3 -	30.741	20.279	51.020	85.23	0.726	12:55:25.274	
4 -	30.517	20.234	50.751 (2)	85.68	0.457	12:56:16.025	
5 -	30.451	20.513	50.964	85.32	0.670	12:57:06.989	
6 -	30.358	20.427	50.785 (3)	85.62	0.491	12:57:57.774	
7 -	30.000	20.294	50.294 (1)	86.46		12:58:48.068	
8 -	30.909	20.348	51.257	84.83	0.963	12:59:39.325	
9 -	30.487	20.548	51.035	85.20	0.741	13:00:30.360	

P8 59 U		Andrew DENYER		Triumph 675 - me			
IDEAL LAP TIME : 50.902		BEST LAP TIME : 50.980		DIFFERENCE : 0.078			
LAP	SECTOR 1	SECTOR 2	LAP TIME	MPH	DIFF	TIME OF DAY	
1 -		20.850	1:00.174	72.26	9.194	12:53:44.001	
2 -	31.231	20.718	51.949	83.70	0.969	12:54:35.950	
3 -	30.934	20.669	51.603	84.27	0.623	12:55:27.553	
4 -	30.630	20.577	51.207	84.92	0.227	12:56:18.760	
5 -	30.775	20.618	51.393	84.61	0.413	12:57:10.153	
6 -	30.654	20.490	51.144 (2)	85.02	0.164	12:58:01.297	
7 -	30.455	20.525	50.980 (1)	85.30		12:58:52.277	
8 -	30.412	20.770	51.182	84.96	0.202	12:59:43.459	
9 -	30.578	20.586	51.164 (3)	84.99	0.184	13:00:34.623	

BMCRC - MRO Championships 2024 - Rnd 7 @ Brands Hatch Indy

BMCRC Thunderbike Ultra & Extreme

RACE 6 - SECTOR ANALYSIS



SECTOR 1 = FL to I1, SECTOR 2 = I1 to FL, DIFF = Difference To Personal Best Lap, P = Crossed Finish Line in Pit Lane, D = Time Disallowed

P9		125 U		Haydon SMITH		Kawasaki ZXR750R - Shelf & Rail Co.	
IDEAL LAP TIME : 50.330		BEST LAP TIME : 50.498		DIFFERENCE : 0.168			
LAP	SECTOR 1	SECTOR 2	LAP TIME	MPH	DIFF	TIME OF DAY	
1 -		21.051	1:01.192	71.06	10.694	12:53:45.019	
2 -	31.594	20.619	52.213	83.28	1.715	12:54:37.232	
3 -	30.793	20.650	51.443	84.53	0.945	12:55:28.675	
4 -	30.603	20.940	51.543	84.36	1.045	12:56:20.218	
5 -	30.808	20.394	51.202	84.93	0.704	12:57:11.420	
6 -	30.402	20.463	50.865 (3)	85.49	0.367	12:58:02.285	
7 -	30.568	20.546	51.114	85.07	0.616	12:58:53.399	
8 -	30.279	20.560	50.839 (2)	85.53	0.341	12:59:44.238	
9 -	30.447	20.051	50.498 (1)	86.11		13:00:34.736	

P10		46 U		Simon GATES		Yamaha YZF R1 - T.A Roden LTD / Canine Plus Hydro	
IDEAL LAP TIME : 50.759		BEST LAP TIME : 50.915		DIFFERENCE : 0.156			
LAP	SECTOR 1	SECTOR 2	LAP TIME	MPH	DIFF	TIME OF DAY	
1 -		21.008	1:00.537	71.83	9.622	12:53:44.364	
2 -	31.397	20.612	52.009	83.61	1.094	12:54:36.373	
3 -	31.034	20.273	51.307	84.75	0.392	12:55:27.680	
4 -	30.966	20.597	51.563	84.33	0.648	12:56:19.243	
5 -	30.911	20.345	51.256 (3)	84.84	0.341	12:57:10.499	
6 -	30.914	20.364	51.278	84.80	0.363	12:58:01.777	
7 -	30.598	20.317	50.915 (1)	85.40		12:58:52.692	
8 -	30.566	20.445	51.011 (2)	85.24	0.096	12:59:43.703	
9 -	31.226	20.193	51.419	84.57	0.504	13:00:35.122	

P11		169 U		Cory SMITH		Suzuki K1 1000 -	
IDEAL LAP TIME : 51.312		BEST LAP TIME : 51.312		DIFFERENCE : 0.000			
LAP	SECTOR 1	SECTOR 2	LAP TIME	MPH	DIFF	TIME OF DAY	
1 -		21.069	1:00.565	71.79	9.253	12:53:44.392	
2 -	31.262	20.821	52.083	83.49	0.771	12:54:36.475	
3 -	31.326	20.646	51.972	83.67	0.660	12:55:28.447	
4 -	31.073	20.919	51.992	83.63	0.680	12:56:20.439	
5 -	30.851	20.461	51.312 (1)	84.74		12:57:11.751	
6 -	31.002	20.825	51.827	83.90	0.515	12:58:03.578	
7 -	31.034	20.633	51.667 (3)	84.16	0.355	12:58:55.245	
8 -	30.921	20.680	51.601 (2)	84.27	0.289	12:59:46.846	
9 -	31.457	20.782	52.239	83.24	0.927	13:00:39.085	

P12		4 U		Hayden KILLWORTH		Suzuki GSXR 1000 - GreenPlantUK - H11xy - Helmet City	
IDEAL LAP TIME : 51.220		BEST LAP TIME : 51.423		DIFFERENCE : 0.203			
LAP	SECTOR 1	SECTOR 2	LAP TIME	MPH	DIFF	TIME OF DAY	
1 -		21.127	1:00.815	71.50	9.392	12:53:44.642	
2 -	31.576	20.664	52.240	83.24	0.817	12:54:36.882	
3 -	31.389	20.646	52.035	83.57	0.612	12:55:28.917	
4 -	30.958	20.868	51.826	83.90	0.403	12:56:20.743	
5 -	31.159	20.437	51.596 (3)	84.28	0.173	12:57:12.339	
6 -	30.783	20.660	51.443 (2)	84.53	0.020	12:58:03.782	
7 -	31.047	20.662	51.709	84.09	0.286	12:58:55.491	
8 -	30.894	20.529	51.423 (1)	84.56		12:59:46.914	
9 -	31.601	20.571	52.172	83.35	0.749	13:00:39.086	

BMCRC - MRO Championships 2024 - Rnd 7 @ Brands Hatch Indy

BMCRC Thunderbike Ultra & Extreme

RACE 6 - SECTOR ANALYSIS



SECTOR 1 = FL to I1, SECTOR 2 = I1 to FL, DIFF = Difference To Personal Best Lap, P = Crossed Finish Line in Pit Lane, D = Time Disallowed

P13 17 U		Jordan KILLWORTH		Yamaha R1 4C8 - Greenplant/BK/Rabbit		
IDEAL LAP TIME : 51.445		BEST LAP TIME : 51.462		DIFFERENCE : 0.017		
LAP	SECTOR 1	SECTOR 2	LAP TIME	MPH	DIFF	TIME OF DAY
1 -		21.147	1:01.381	70.84	9.919	12:53:45.208
2 -	31.908	20.699	52.607	82.66	1.145	12:54:37.815
3 -	31.760	20.894	52.654	82.58	1.192	12:55:30.469
4 -	31.158	20.607	51.765 (3)	84.00	0.303	12:56:22.234
5 -	31.293	20.505	51.798	83.95	0.336	12:57:14.032
6 -	30.940	20.522	51.462 (1)	84.50		12:58:05.494
7 -	31.104	20.530	51.634 (2)	84.21	0.172	12:58:57.128
8 -	31.333	20.541	51.874	83.83	0.412	12:59:49.002
9 -	31.312	21.593	52.905	82.19	1.443	13:00:41.907

P14 117 U		Raymond STAGG		Suzuki GSXR 750 -		
IDEAL LAP TIME : 51.932		BEST LAP TIME : 51.946		DIFFERENCE : 0.014		
LAP	SECTOR 1	SECTOR 2	LAP TIME	MPH	DIFF	TIME OF DAY
1 -		21.193	1:01.928	70.21	9.982	12:53:45.755
2 -	31.876	20.946	52.822	82.32	0.876	12:54:38.577
3 -	31.278	20.900	52.178	83.34	0.232	12:55:30.755
4 -	31.226	20.901	52.127 (3)	83.42	0.181	12:56:22.882
5 -	31.335	20.963	52.298	83.15	0.352	12:57:15.180
6 -	31.150	20.796	51.946 (1)	83.71		12:58:07.126
7 -	31.444	20.952	52.396	82.99	0.450	12:58:59.522
8 -	31.251	20.782	52.033 (2)	83.57	0.087	12:59:51.555
9 -	31.207	21.004	52.211	83.28	0.265	13:00:43.766

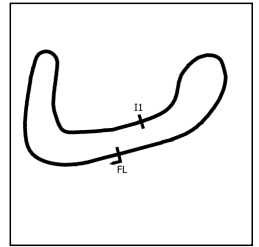
P15 31 U		Max MACRAE		-		
IDEAL LAP TIME : 51.299		BEST LAP TIME : 51.374		DIFFERENCE : 0.075		
LAP	SECTOR 1	SECTOR 2	LAP TIME	MPH	DIFF	TIME OF DAY
1 -		20.872	1:01.289	70.95	9.915	12:53:45.116
2 -	32.318	20.516	52.834	82.30	1.460	12:54:37.950
3 -	31.186	20.414	51.600 (2)	84.27	0.226	12:55:29.550
4 -	30.966	20.408	51.374 (1)	84.64		12:56:20.924
5 -	33.169	20.333	53.502	81.27	2.128	12:57:14.426
6 -	31.541	20.625	52.166 (3)	83.36	0.792	12:58:06.592
7 -	31.819	20.906	52.725	82.47	1.351	12:58:59.317
8 -	32.108	20.761	52.869	82.25	1.495	12:59:52.186
9 -	31.778	21.012	52.790	82.37	1.416	13:00:44.976

P16 20 U		Connor SWYER		Suzuki GSXR 1000 K6 - WSC Performace & lleithyr farm & dad		
IDEAL LAP TIME : 51.695		BEST LAP TIME : 51.716		DIFFERENCE : 0.021		
LAP	SECTOR 1	SECTOR 2	LAP TIME	MPH	DIFF	TIME OF DAY
1 -		21.343	1:02.534	69.53	10.818	12:53:46.361
2 -	31.627	20.799	52.426	82.94	0.710	12:54:38.787
3 -	31.827	20.856	52.683	82.54	0.967	12:55:31.470
4 -	31.580	20.682	52.262 (3)	83.20	0.546	12:56:23.732
5 -	31.180	20.836	52.016 (2)	83.60	0.300	12:57:15.748
6 -	31.201	20.515	51.716 (1)	84.08		12:58:07.464
7 -	31.507	20.809	52.316	83.12	0.600	12:58:59.780
8 -	31.821	21.029	52.850	82.28	1.134	12:59:52.630
9 -	31.468	21.090	52.558	82.73	0.842	13:00:45.188

BMCRC - MRO Championships 2024 - Rnd 7 @ Brands Hatch Indy

BMCRC Thunderbike Ultra & Extreme

RACE 6 - SECTOR ANALYSIS



SECTOR 1 = FL to I1, SECTOR 2 = I1 to FL, DIFF = Difference To Personal Best Lap, P = Crossed Finish Line in Pit Lane, D = Time Disallowed

P17 33 E		Mark BISWELL		Yamaha YZF-R6 - Bizzle Bikesport			
IDEAL LAP TIME : 51.993		BEST LAP TIME : 52.130		DIFFERENCE : 0.137			
LAP	SECTOR 1	SECTOR 2	LAP TIME	MPH	DIFF	TIME OF DAY	
1 -		21.443	1:02.937	69.09	10.807	12:53:46.764	
2 -	31.759	21.046	52.805	82.35	0.675	12:54:39.569	
3 -	31.229	21.086	52.315	83.12	0.185	12:55:31.884	
4 -	31.427	21.085	52.512	82.81	0.382	12:56:24.396	
5 -	31.152	21.029	52.181 (2)	83.33	0.051	12:57:16.577	
6 -	31.137	20.993	52.130 (1)	83.41		12:58:08.707	
7 -	31.317	21.029	52.346	83.07	0.216	12:59:01.053	
8 -	31.022	21.256	52.278 (3)	83.18	0.148	12:59:53.331	
9 -	31.000	21.356	52.356	83.05	0.226	13:00:45.687	

P18 48 E		Shaun WALLIS		Yamaha R6 (X) - MBC Despatch Racing			
IDEAL LAP TIME : 51.867		BEST LAP TIME : 51.988		DIFFERENCE : 0.121			
LAP	SECTOR 1	SECTOR 2	LAP TIME	MPH	DIFF	TIME OF DAY	
1 -		21.537	1:03.003	69.02	11.015	12:53:46.830	
2 -	31.441	20.899	52.340	83.08	0.352	12:54:39.170	
3 -	31.077	21.071	52.148 (2)	83.38	0.160	12:55:31.318	
4 -	31.198	20.790	51.988 (1)	83.64		12:56:23.306	
5 -	31.268	21.093	52.361	83.05	0.373	12:57:15.667	
6 -	31.486	20.874	52.360	83.05	0.372	12:58:08.027	
7 -	31.272	20.910	52.182 (3)	83.33	0.194	12:59:00.209	
8 -	31.728	21.288	53.016	82.02	1.028	12:59:53.225	
9 -	31.409	21.203	52.612	82.65	0.624	13:00:45.837	

P19 129 E		Derek CRIPPS		Yamaha R1 - Team FBR			
IDEAL LAP TIME : 51.933		BEST LAP TIME : 51.933		DIFFERENCE : 0.000			
LAP	SECTOR 1	SECTOR 2	LAP TIME	MPH	DIFF	TIME OF DAY	
1 -		21.509	1:03.689	68.27	11.756	12:53:47.516	
2 -	32.007	21.142	53.149	81.81	1.216	12:54:40.665	
3 -	31.506	21.163	52.669	82.56	0.736	12:55:33.334	
4 -	31.255	21.090	52.345	83.07	0.412	12:56:25.679	
5 -	31.409	20.834	52.243 (3)	83.23	0.310	12:57:17.922	
6 -	31.361	20.973	52.334	83.09	0.401	12:58:10.256	
7 -	31.360	20.867	52.227 (2)	83.26	0.294	12:59:02.483	
8 -	31.176	20.757	51.933 (1)	83.73		12:59:54.416	
9 -	31.434	21.086	52.520	82.79	0.587	13:00:46.936	

P20 40 U		Malcolm BATE		Suzuki GSXR1000K3 - Hartjay			
IDEAL LAP TIME : 53.681		BEST LAP TIME : 53.748		DIFFERENCE : 0.067			
LAP	SECTOR 1	SECTOR 2	LAP TIME	MPH	DIFF	TIME OF DAY	
1 -		22.205	1:04.627	67.28	10.879	12:53:48.454	
2 -	32.967	21.538	54.505	79.78	0.757	12:54:42.959	
3 -	32.887	21.421	54.308	80.07	0.560	12:55:37.267	
4 -	32.655	21.577	54.232	80.18	0.484	12:56:31.499	
5 -	32.430	21.667	54.097	80.38	0.349	12:57:25.596	
6 -	32.577	21.576	54.153	80.30	0.405	12:58:19.749	
7 -	32.562	21.337	53.899 (3)	80.68	0.151	12:59:13.648	
8 -	32.416	21.332	53.748 (1)	80.90		13:00:07.396	
9 -	32.349	21.430	53.779 (2)	80.86	0.031	13:01:01.175	

BMCRC - MRO Championships 2024 - Rnd 7 @ Brands Hatch Indy

BMCRC Thunderbike Ultra & Extreme

RACE 6 - SECTOR ANALYSIS



SECTOR 1 = FL to I1, SECTOR 2 = I1 to FL, DIFF = Difference To Personal Best Lap, P = Crossed Finish Line in Pit Lane, D = Time Disallowed

P21 152 E		Sean GOLDSMITH		Kawasaki ZX7R - Vanguard motorsport		
IDEAL LAP TIME : 53.583		BEST LAP TIME : 53.928		DIFFERENCE : 0.345		
LAP	SECTOR 1	SECTOR 2	LAP TIME	MPH	DIFF	TIME OF DAY
1 -		21.546	1:03.403	68.58	9.475	12:53:47.230
2 -	32.895	21.329	54.224	80.19	0.296	12:54:41.454
3 -	32.470	21.458	53.928 (1)	80.63		12:55:35.382
4 -	32.254	21.737	53.991 (2)	80.54	0.063	12:56:29.373
5 -	32.435	21.600	54.035	80.47	0.107	12:57:23.408
6 -	32.756	21.708	54.464	79.84	0.536	12:58:17.872
7 -	32.449	21.585	54.034 (3)	80.47	0.106	12:59:11.906
8 -	32.870	22.559	55.429	78.45	1.501	13:00:07.335
9 -	32.968	21.644	54.612	79.62	0.684	13:01:01.947

P22 51 E		Paul BEESLEY		Aprilia MILLIE RSV -		
IDEAL LAP TIME : 53.867		BEST LAP TIME : 54.059		DIFFERENCE : 0.192		
LAP	SECTOR 1	SECTOR 2	LAP TIME	MPH	DIFF	TIME OF DAY
1 -		22.345	1:05.047	66.85	10.988	12:53:48.874
2 -	33.099	21.635	54.734	79.44	0.675	12:54:43.608
3 -	32.823	21.478	54.301 (3)	80.08	0.242	12:55:37.909
4 -	32.796	21.733	54.529	79.74	0.470	12:56:32.438
5 -	32.582	21.758	54.340	80.02	0.281	12:57:26.778
6 -	32.842	21.829	54.671	79.54	0.612	12:58:21.449
7 -	32.565	21.930	54.495	79.79	0.436	12:59:15.944
8 -	32.558	21.687	54.245 (2)	80.16	0.186	13:00:10.189
9 -	32.389	21.670	54.059 (1)	80.44		13:01:04.248

P23 114 U		Richard BATE		Yamaha R1 - TEAM PSR		
IDEAL LAP TIME : 53.747		BEST LAP TIME : 53.853		DIFFERENCE : 0.106		
LAP	SECTOR 1	SECTOR 2	LAP TIME	MPH	DIFF	TIME OF DAY
1 -		22.664	1:06.153	65.73	12.300	12:53:49.980
2 -	33.529	22.203	55.732	78.02	1.879	12:54:45.712
3 -	33.436	22.055	55.491	78.36	1.638	12:55:41.203
4 -	33.545	21.694	55.239	78.72	1.386	12:56:36.442
5 -	32.939	21.642	54.581	79.67	0.728	12:57:31.023
6 -	32.720	21.701	54.421 (3)	79.90	0.568	12:58:25.444
7 -	32.724	21.457	54.181 (2)	80.26	0.328	12:59:19.625
8 -	32.290	21.563	53.853 (1)	80.74		13:00:13.478

P24 88 E		George PRINOS		Ducati 996 - KAPPA PLANNING LTD		
IDEAL LAP TIME : 54.657		BEST LAP TIME : 54.702		DIFFERENCE : 0.045		
LAP	SECTOR 1	SECTOR 2	LAP TIME	MPH	DIFF	TIME OF DAY
1 -		22.877	1:06.864	65.03	12.162	12:53:50.691
2 -	33.769	21.796	55.565	78.26	0.863	12:54:46.256
3 -	33.479	21.882	55.361 (3)	78.54	0.659	12:55:41.617
4 -	34.708	22.275	56.983	76.31	2.281	12:56:38.600
5 -	32.861	21.841	54.702 (1)	79.49		12:57:33.302
6 -	33.322	21.868	55.190 (2)	78.79	0.488	12:58:28.492
7 -	33.212	22.402	55.614	78.19	0.912	12:59:24.106
8 -	33.655	22.224	55.879	77.82	1.177	13:00:19.985

BMCRC - MRO Championships 2024 - Rnd 7 @ Brands Hatch Indy

BMCRC Thunderbike Ultra & Extreme

RACE 6 - SECTOR ANALYSIS



SECTOR 1 = FL to I1, SECTOR 2 = I1 to FL, DIFF = Difference To Personal Best Lap, P = Crossed Finish Line in Pit Lane, D = Time Disallowed

P25	89 E	Daryl SKINNS	Suzuki GSXR 750 - Indoor Climate Systems UK LTD			
IDEAL LAP TIME : 56.120		BEST LAP TIME : 56.185	DIFFERENCE : 0.065			

LAP	SECTOR 1	SECTOR 2	LAP TIME	MPH	DIFF	TIME OF DAY
1 -		22.834	1:08.110	63.84	11.925	12:53:51.937
2 -	34.175	22.216	56.391 (3)	77.11	0.206	12:54:48.328
3 -	33.909	22.276	56.185 (1)	77.39		12:55:44.513
4 -	33.932	22.339	56.271 (2)	77.27	0.086	12:56:40.784
5 -	34.599	22.211	56.810	76.54	0.625	12:57:37.594
6 -	34.021	22.788	56.809	76.54	0.624	12:58:34.403
7 -	33.969	22.481	56.450	77.03	0.265	12:59:30.853
8 -	34.497	23.539	58.036	74.92	1.851	13:00:28.889

P26	201 E	Ian KIRKBY	Suzuki GSXR -			
IDEAL LAP TIME : 57.951		BEST LAP TIME : 58.208	DIFFERENCE : 0.257			

LAP	SECTOR 1	SECTOR 2	LAP TIME	MPH	DIFF	TIME OF DAY
1 -		23.012	1:08.136	63.82	9.928	12:53:51.963
2 -	35.802	23.209	59.011	73.69	0.803	12:54:50.974
3 -	35.941	23.493	59.434	73.16	1.226	12:55:50.408
4 -	35.356	23.403	58.759	74.00	0.551	12:56:49.167
5 -	35.025	23.278	58.303 (2)	74.58	0.095	12:57:47.470
6 -	35.386	23.001	58.387 (3)	74.47	0.179	12:58:45.857
7 -	35.618	23.179	58.797	73.95	0.589	12:59:44.654
8 -	35.282	22.926	58.208 (1)	74.70		13:00:42.862

P27	80 U	Mark OVEL	Yamaha R1 - I STULL NEED A SPONSOR			
IDEAL LAP TIME : 55.665		BEST LAP TIME : 55.665	DIFFERENCE : 0.000			

LAP	SECTOR 1	SECTOR 2	LAP TIME	MPH	DIFF	TIME OF DAY
1 -		22.574	1:05.623	66.26	9.958	12:53:49.450
2 -	33.479	22.186	55.665 (1)	78.12		12:54:45.115
3 -	33.547	22.679	56.226 (3)	77.34	0.561	12:55:41.341
4 -	34.419	22.951	57.370	75.79	1.705	12:56:38.711
5 -	34.015	22.428	56.443	77.04	0.778	12:57:35.154
6 -	33.888	22.292	56.180 (2)	77.40	0.515	12:58:31.334

P28	47 U	Daryl DANCE	Yamaha YZF R1 - 2 Brothers Scaffolding			
IDEAL LAP TIME :		BEST LAP TIME :	DIFFERENCE :			

LAP	SECTOR 1	SECTOR 2	LAP TIME	MPH	DIFF	TIME OF DAY
1 -		29.155	1:06.281	65.60		12:53:50.108

BMCRC - MRO Championships 2024 - Rnd 7 @ Brands Hatch Indy

BMCRC Thunderbike Ultra & Extreme

RACE 6 - BEST SECTORS

SECTOR 1			SECTOR 2			IDEAL / BEST COMPARISON						
POS	NO	NAME	TIME	NO	NAME	TIME	POS	NO	NAME	IDEAL	BEST	DIFF
									PERFECT LAP	48.409		
1	5	SMITH	28.876	5	SMITH	19.533	1	5	SMITH	48.409	48.443	0.034
2	102	FEARN	29.781	23	ROSE	19.700	2	102	FEARN	49.656	49.768	0.112
3	19	DONOVAN	29.878	800	CREASEY	19.852	3	23	ROSE	49.845	49.845	0.000
4	78	THOMAS	29.969	102	FEARN	19.875	4	800	CREASEY	49.853	50.039	0.186
5	85	WOOD	30.000	78	THOMAS	20.004	5	78	THOMAS	49.973	50.349	0.376
6	800	CREASEY	30.001	125	SMITH	20.051	6	19	DONOVAN	50.043	50.087	0.044
7	23	ROSE	30.145	19	DONOVAN	20.165	7	85	WOOD	50.234	50.294	0.060
8	125	SMITH	30.279	46	GATES	20.193	8	125	SMITH	50.330	50.498	0.168
9	59	DENYER	30.412	85	WOOD	20.234	9	46	GATES	50.759	50.915	0.156
10	46	GATES	30.566	31	MACRAE	20.333	10	59	DENYER	50.902	50.980	0.078
11	4	KILLWORTH	30.783	4	KILLWORTH	20.437	11	4	KILLWORTH	51.220	51.423	0.203
12	169	SMITH	30.851	169	SMITH	20.461	12	31	MACRAE	51.299	51.374	0.075
13	17	KILLWORTH	30.940	59	DENYER	20.490	13	169	SMITH	51.312	51.312	0.000
14	31	MACRAE	30.966	17	KILLWORTH	20.505	14	17	KILLWORTH	51.445	51.462	0.017
15	33	BISWELL	31.000	20	SWYER	20.515	15	20	SWYER	51.695	51.716	0.021
16	48	WALLIS	31.077	129	CRIPPS	20.757	16	48	WALLIS	51.867	51.988	0.121
17	117	STAGG	31.150	117	STAGG	20.782	17	117	STAGG	51.932	51.946	0.014
18	129	CRIPPS	31.176	48	WALLIS	20.790	18	129	CRIPPS	51.933	51.933	0.000
19	20	SWYER	31.180	33	BISWELL	20.993	19	33	BISWELL	51.993	52.130	0.137
20	152	GOLDSMITH	32.254	152	GOLDSMITH	21.329	20	152	GOLDSMITH	53.583	53.928	0.345
21	114	BATE	32.290	40	BATE	21.332	21	40	BATE	53.681	53.748	0.067
22	40	BATE	32.349	114	BATE	21.457	22	114	BATE	53.747	53.853	0.106
23	51	BEESLEY	32.389	51	BEESLEY	21.478	23	51	BEESLEY	53.867	54.059	0.192
24	88	PRINOS	32.861	88	PRINOS	21.796	24	88	PRINOS	54.657	54.702	0.045
25	80	OVEL	33.479	80	OVEL	22.186	25	80	OVEL	55.665	55.665	0.000
26	89	SKINNS	33.909	89	SKINNS	22.211	26	89	SKINNS	56.120	56.185	0.065
27	201	KIRKBY	35.025	201	KIRKBY	22.926	27	201	KIRKBY	57.951	58.208	0.257
28				47	DANCE	29.155	28	47	DANCE			

BMCRC - MRO Championships 2024 - Rnd 7 @ Brands Hatch Indy

BMCRC Thunderbike Ultra & Extreme

RACE 6 - STATISTICS

Competitors Started 28
Planned Start 2024-09-21 @ 12:15:00.000
Actual Start 2024-09-21 @ 12:52:43.826
Finish Time 2024-09-21 @ 13:00:12.586
Track Length 1.2079mi.
Total Laps 237
Total Distance Covered 286.2831mi.

Session Fastest Lap History

NO	CL	NAME	LAP TIME	TIME OF DAY	LAP	VEHICLE
5	U	Kieran SMITH	48.762	12:54:28.108	2	Suzuki GSXR 1000 K1
5	U	Kieran SMITH	48.443	12:55:16.551	3	Suzuki GSXR 1000 K1

Session Leader History

NO	CL	NAME	FROM LAP	LAPS LED	DISTANCE	VEHICLE
5	U	Kieran SMITH	1	9	10.87 miles	Suzuki GSXR 1000 K1

Flag History

TYPE	TIME OF DAY
GREEN	12:52:43.826
FINISH	13:00:12.586

Flag Statistics

TYPE	COUNT	TOTAL LAPS	TOTAL TIME
Green	1	9	8:41.714
Red	0	0	0.000
Safety Car	0	0	0.000
FCY	0	0	0.000

BMCRC - MRO Championships 2024 - Rnd 7 @ Brands Hatch Indy

BMCRC Thunderbike Ultra & Extreme

RACE 6 - STATISTICS

CLASS : E

8 Starters

Fastest Lap History

NO	NAME	LAP TIME	TIME OF DAY	LAP	VEHICLE
48	Shaun WALLIS	52.340	12:54:39.170	2	Yamaha R6 (X)
48	Shaun WALLIS	52.148	12:55:31.318	3	Yamaha R6 (X)
48	Shaun WALLIS	51.988	12:56:23.306	4	Yamaha R6 (X)
129	Derek CRIPPS	51.933	12:59:54.416	8	Yamaha R1

Leader History

NO	NAME	FROM LAP	LAPS LED	DISTANCE	VEHICLE
33	Mark BISWELL	1	1	1.20 miles	Yamaha YZF-R6
48	Shaun WALLIS	2	7	8.45 miles	Yamaha R6 (X)
33	Mark BISWELL	9	1	1.20 miles	Yamaha YZF-R6

BMCRC - MRO Championships 2024 - Rnd 7 @ Brands Hatch Indy

BMCRC Thunderbike Ultra & Extreme

RACE 6 - STATISTICS

CLASS : U

20 Starters

Fastest Lap History

NO	NAME	LAP TIME	TIME OF DAY	LAP	VEHICLE
5	Kieran SMITH	48.762	12:54:28.108	2	Suzuki GSXR 1000 K1
5	Kieran SMITH	48.443	12:55:16.551	3	Suzuki GSXR 1000 K1

Leader History

NO	NAME	FROM LAP	LAPS LED	DISTANCE	VEHICLE
5	Kieran SMITH	1	9	10.87 miles	Suzuki GSXR 1000 K1



BMCRC - MRO Championships 2024 - Rnd 7 @ Brands Hatch Indy

BMCRC Thunderbike Ultra & Extreme

RACE 16 - GRID (9 Laps)

ROW 10				58.208	28	201	Ian KIRKBY						
ROW 9		56.185	27	89	Daryl SKINNS	55.665	26	80	Mark OVEL	54.702	25	88	George PRINOS
ROW 8		54.059	24	51	Paul BEESLEY	53.928	23	152	Sean GOLDSMITH	53.853	22	114	Richard BATE
ROW 7		53.748	21	40	Malcolm BATE	52.130	20	33	Mark BISWELL	51.988	19	48	Shaun WALLIS
ROW 6		51.946	18	117	Raymond STAGG	51.933	17	129	Derek CRIPPS	51.716	16	20	Connor SWYER
ROW 5		51.462	15	17	Jordan KILLWORTH	51.423	14	4	Hayden KILLWORTH	51.374	13	31	Max MACRAE
ROW 4		51.312	12	169	Cory SMITH		11	47	Daryl DANCE	50.980	10	59	Andrew DENYER
ROW 3		50.915	9	46	Simon GATES	50.498	8	125	Haydon SMITH	50.349	7	78	Jamie THOMAS
ROW 2		50.294	6	85	Clinton WOOD	50.087	5	19	Tyler DONOVAN	50.039	4	800	Morgan CREASEY
ROW 1		49.845	3	23	Justin ROSE	49.768	2	102	James FEARN	48.443	1	5	Kieran SMITH
													Pole

These results are provisional until the conclusion of any judicial and technical matters.

Brands Hatch Indy: 1.2079 miles

Clerk Of Course:	Stewards:	Timekeeper: Richard Evans	
------------------	-----------	---------------------------	--

Results can be found at www.tsl-timing.com

Printed - 13:05 Saturday, 21 September 2024





BMCRC - MRO Championships 2024 - Rnd 7 @ Brands Hatch Indy

BMCRC Thunderbike Ultra & Extreme

RACE 16 - CLASSIFICATION

Race Distance: 9 Laps / 10.87 miles

POS	NO	CL	PIC	NAME	ENTRY	LAPS	TIME	GAP	DIFF	MPH	BEST	ON	GRD	↑↓
1	5	U	1	Kieran SMITH	Suzuki GSXR 1000 K1 -	9	7:30.231			86.92	48.553	3	1	0
2	102	U	2	James FEARN	Suzuki GSXR1000 - Greenplant satellite team	9	7:39.218	8.987	8.987	85.22	50.044	6	2	0
3	800	U	3	Morgan CREASEY	Suzuki GSXR 1000 K7 - Warics Ltd	9	7:42.781	12.550	3.563	84.56	50.375	6	4	1
4	19	U	4	Tyler DONOVAN	Kawasaki ZX10R - Tinder Corp	9	7:43.211	12.980	0.430	84.49	50.268	5	5	1
5	23	U	5	Justin ROSE	Yamaha R1 - J. Rose roofing services	9	7:46.873	16.642	3.662	83.82	50.488	8	3	-2
6	46	U	6	Simon GATES	Yamaha YZF R1 - T.A Roden LTD / Canine Plus Hydro	9	7:49.486	19.255	2.613	83.36	50.985	8	9	3
7	59	U	7	Andrew DENYER	Triumph 675 - me	9	7:50.034	19.803	0.548	83.26	50.915	6	10	3
8	31	U	8	Max MACRAE	-	9	7:55.666	25.435	5.632	82.27	50.989	8	13	5
9	125	U	9	Haydon SMITH	Kawasaki ZXR750R - Shelf & Rail Co.	9	7:55.746	25.515	0.080	82.26	51.608	6	8	-1
10	20	U	10	Connor SWYER	Suzuki GSXR 1000 K6 - WSC Performance & lleithyr farm & d	9	7:56.033	25.802	0.287	82.21	51.225	8	16	6
11	4	U	11	Hayden KILLWORTH	Suzuki GSXR 1000 - GreenPlantUK - H11xy - Helmet City	9	7:56.344	26.113	0.311	82.16	51.409	8	14	3
12	17	U	12	Jordan KILLWORTH	Yamaha R1 4C8 - Greenplant/BK/Rabbit	9	7:57.798	27.567	1.454	81.91	51.864	8	15	3
13	33	E	1	Mark BISWELL	Yamaha YZF-R6 - Bizzle Bikesport	9	7:57.916	27.685	0.118	81.89	51.589	8	20	7
14	48	E	2	Shaun WALLIS	Yamaha R6 (X) - MBC Despatch Racing	9	7:58.330	28.099	0.414	81.82	51.380	9	19	5
15	117	U	13	Raymond STAGG	Suzuki GSXR 750 -	9	8:00.722	30.491	2.392	81.41	51.645	5	18	3
16	129	E	3	Derek CRIPPS	Yamaha R1 - Team FBR	9	8:02.385	32.154	1.663	81.13	52.240	5	17	1
17	152	E	4	Sean GOLDSMITH	Kawasaki ZX7R - Vanguard motorsport	9	8:13.931	43.700	11.546	79.23	53.342	4	23	6
18	40	U	14	Malcolm BATE	Suzuki GSXR1000K3 - Hartjay	9	8:15.868	45.637	1.937	78.92	53.559	3	21	3
19	114	U	15	Richard BATE	Yamaha R1 - TEAM PSR	9	8:19.465	49.234	3.597	78.35	53.311	8	22	3
20	51	E	5	Paul BEESLEY	Aprilia MILLIE RSV -	9	8:22.428	52.197	2.963	77.89	54.263	3	24	4
21	80	U	16	Mark OVEL	Yamaha R1 - I STULL NEED A SPONSOR	8	7:36.130	1 Lap	1 Lap	76.26	55.644	8	26	5
22	89	E	6	Daryl SKINNS	Suzuki GSXR 750 - Indoor Climate Systems UK LTD	8	7:45.382	1 Lap	9.252	74.75	56.423	5	27	5
23	88	E	7	George PRINOS	Ducati 996 - KAPPA PLANNING LTD	8	7:46.344	1 Lap	0.962	74.59	56.101	7	25	2
24	201	E	8	Ian KIRKBY	Suzuki GSXR -	8	7:54.314	1 Lap	7.970	73.34	57.844	4	28	4

NOT CLASSIFIED

DNF	78	U		Jamie THOMAS	Suzuki GSXR 1000 - Team RubyRacing	8	6:48.494	1 Lap		85.16	49.379	6	7	
-----	----	---	--	--------------	------------------------------------	---	----------	-------	--	-------	--------	---	---	--

FASTEST LAP

5	U			Kieran SMITH	Suzuki GSXR 1000 K1 -	3	48.553			89.56 mph			144.13 kph	
48	E			Shaun WALLIS	Yamaha R6 (X) - MBC Despatch Racing	9	51.380			84.63 mph			136.20 kph	

Comments:

Class U - 92.5% of Race Speed = 80.40 mph

Class E - 92.5% of Race Speed = 75.74 mph

Weather / Track : Sunny / Dry

These results are provisional until the conclusion of any judicial and technical matters.

Date: 21/09/2024 Start: 16:44 Finish: 16:52

Brands Hatch Indy: 1.2079 miles

Clerk Of Course:	Stewards:	Timekeeper: Richard Evans	
------------------	-----------	---------------------------	--

Results can be found at www.tsl-timing.com

Printed - 16:53 Saturday, 21 September 2024



BMCRC - MRO Championships 2024 - Rnd 7 @ Brands Hatch Indy

BMCRC Thunderbike Ultra & Extreme

RACE 16 - LAP CHART

LAP 1 @ 16:45:33.118

NO	BEHIND	LAP TIME
102		55.548
5	0.376	55.924
800	0.425	55.973
19	0.999	56.547
78	1.317	56.865
23	1.632	57.180
46	2.575	58.123
125	2.914	58.462
59	2.993	58.541
31	3.014	58.562
17	3.522	59.070
4	3.989	59.537
20	4.441	59.989
48	4.477	1:00.025
33	4.915	1:00.463
152	5.358	1:00.906
129	6.143	1:01.691
40	6.530	1:02.078
117	6.534	1:02.082
80	7.968	1:03.516
114	8.469	1:04.017
51	8.591	1:04.139
88	10.024	1:05.572
201	10.977	1:06.525
89	11.213	1:06.761

LAP 2 @ 16:46:22.617

NO	BEHIND	LAP TIME
5		49.123
102	1.194	50.693
19	2.659	51.159
78	2.825	51.007
800	3.033	52.107
23	4.209	52.076
46	4.725	51.649
31	6.076	52.561
59	6.138	52.644
125	6.314	52.899
17	6.772	52.749
4	7.304	52.814
20	7.727	52.785
48	8.083	53.105
33	8.215	52.799
152	9.589	53.730
129	9.681	53.037
117	9.697	52.662
40	11.468	54.437
51	14.644	55.552
80	14.816	56.347
114	15.038	56.068
88	18.653	58.128
89	19.039	57.325
201	19.809	58.331

LAP 3 @ 16:47:11.170

NO	BEHIND	LAP TIME
5		48.553
102	3.114	50.473
19	4.634	50.528
78	4.774	50.502
800	5.306	50.826
23	6.831	51.175

46	7.516	51.344
59	9.111	51.526
31	9.243	51.720
125	10.421	52.660
17	10.477	52.258
4	11.022	52.271
20	11.419	52.245
48	11.853	52.323
33	12.192	52.530
117	13.629	52.485
129	14.030	52.902
152	15.029	53.993
40	16.474	53.559
51	20.354	54.263
114	21.002	54.517
80	23.088	56.825
88	27.012	56.912
89	27.410	56.924
201	29.146	57.890

LAP 4 @ 16:47:59.792

NO	BEHIND	LAP TIME
5		48.622
102	4.866	50.374
78	6.511	50.359
19	7.073	51.061
800	7.291	50.607
23	9.621	51.412
46	10.144	51.250
59	11.423	50.934
31	12.878	52.257
125	13.605	51.806
17	14.061	52.206
4	14.399	51.999
20	14.737	51.940
48	15.345	52.114
33	15.658	52.088
117	17.134	52.127
129	17.673	52.265
152	19.749	53.342
40	22.284	54.432
51	26.321	54.589
114	26.781	54.401
80	30.434	55.968
88	36.364	57.974
89	36.414	57.626
201	38.368	57.844

LAP 5 @ 16:48:48.864

NO	BEHIND	LAP TIME
5		49.072
102	6.140	50.346
78	7.287	49.848
19	8.269	50.268
800	8.637	50.418
23	11.826	51.277
46	12.587	51.515
59	13.444	51.093
31	16.245	52.439
125	16.606	52.073
20	17.704	52.039
17	18.044	53.055
4	18.290	52.963
48	18.838	52.565
33	19.055	52.469

117	19.707	51.645
129	20.841	52.240
152	24.794	54.117
40	27.712	54.500
114	32.103	54.394
51	32.143	54.894
80	37.242	55.880
89	43.765	56.423
88	44.787	57.495
201	47.289	57.993

LAP 6 @ 16:49:37.457

NO	BEHIND	LAP TIME
5		48.593
102	7.591	50.044
78	8.073	49.379
19	10.061	50.385
800	10.419	50.375
23	14.297	51.064
46	15.374	51.380
59	15.766	50.915
125	19.621	51.608
31	20.779	53.127
20	21.158	52.047
4	21.537	51.840
17	21.683	52.232
48	22.434	52.189
33	22.689	52.227
117	24.264	53.150
129	24.783	52.535
152	30.453	54.252
40	33.402	54.283
114	37.466	53.956
51	38.500	54.950
80	44.631	55.982

LAP 7 @ 16:50:27.411

NO	BEHIND	LAP TIME
5		49.954
89	1 Lap	56.425
88	1 Lap	56.701
201	1 Lap	58.295
102	8.190	50.553
78	8.309	50.190
19	10.848	50.741
800	10.864	50.399
23	15.245	50.902
46	16.594	51.174
59	16.917	51.105
125	21.340	51.673
31	22.623	51.798
20	23.286	52.082
4	23.634	52.051
17	23.986	52.257
48	24.610	52.130
33	24.814	52.079
117	26.241	51.931
129	27.154	52.325
152	34.611	54.112
40	38.231	54.783
114	41.700	54.188
51	43.010	54.464

LAP 8 @ 16:51:16.481

NO	BEHIND	LAP TIME
5		49.070
80	1 Lap	55.968
89	1 Lap	56.684
102	9.451	50.331
78	9.583	50.344
88	1 Lap	56.101
800	12.740	50.946
19	12.747	50.969
201	1 Lap	57.961
23	16.663	50.488
46	18.509	50.985
59	18.959	51.112
125	24.137	51.867
31	24.542	50.989
20	25.441	51.225
4	25.973	51.409
17	26.780	51.864
33	27.333	51.589
48	28.039	52.499
117	29.059	51.888
129	30.627	52.543
152	40.048	54.507
40	43.157	53.996
114	45.941	53.311
51	48.335	54.395

LAP 9 @ 16:52:07.801

NO	BEHIND	LAP TIME
5		51.320
80	1 Lap	55.644
102	8.987	50.856
800	12.550	51.130
19	12.980	51.553
89	1 Lap	57.214
88	1 Lap	57.461
23	16.642	51.299
46	19.255	52.066
59	19.803	52.164
201	1 Lap	59.475
31	25.435	52.213
125	25.515	52.698
20	25.802	51.681
4	26.113	51.460
17	27.567	52.107
33	27.685	51.672
48	28.099	51.380
117	30.491	52.752
129	32.154	52.847
152	43.700	54.972
40	45.637	53.800
114	49.234	54.613
51	52.197	55.182

BMCRC - MRO Championships 2024 - Rnd 7 @ Brands Hatch Indy

BMCRC Thunderbike Ultra & Extreme

RACE 16 - POSITION CHART

No	Name	Lap Pos	1	2	3	4	5	6	7	8	9
			5	SMITH	1	102	5	5	5	5	5
102	FEARN	2	5	102	102	102	102	102	102	102	102
23	ROSE	3	800	19	19	78	78	78	78	78	800
800	CREASEY	4	19	78	78	19	19	19	19	800	19
19	DONOVAN	5	78	800	800	800	800	800	800	19	23
78	THOMAS	6	23	23	23	23	23	23	23	23	46
125	SMITH	7	46	46	46	46	46	46	46	46	59
46	GATES	8	125	31	59	59	59	59	59	59	31
59	DENYER	9	59	59	31	31	31	125	125	125	125
31	MACRAE	10	31	125	125	125	125	31	31	31	20
4	KILLWORTH	11	17	17	17	17	20	20	20	20	4
17	KILLWORTH	12	4	4	4	4	17	4	4	4	17
20	SWYER	13	20	20	20	20	4	17	17	17	33
129	CRIPPS	14	48	48	48	48	48	48	48	33	48
117	STAGG	15	33	33	33	33	33	33	33	48	117
48	WALLIS	16	152	152	117	117	117	117	117	117	129
33	BISWELL	17	129	129	129	129	129	129	129	129	152
40	BATE	18	40	117	152	152	152	152	152	152	40
114	BATE	19	117	40	40	40	40	40	40	40	114
152	GOLDSMITH	20	80	51	51	51	114	114	114	114	51
51	BEESELEY	21	114	80	114	114	51	51	51	51	
88	PRINOS	22	51	114	80	80	80	80	80	80	80
80	OVEL	23	88	88	88	88	89	89	89	89	
89	SKINNS	24	201	89	89	89	88	88	88	88	
201	KIRKBY	25	89	201	201	201	201	201	201	201	

BMCRC - MRO Championships 2024 - Rnd 7 @ Brands Hatch Indy

BMCRC Thunderbike Ultra & Extreme

RACE 16 - SECTOR ANALYSIS



SECTOR 1 = FL to I1, SECTOR 2 = I1 to FL, DIFF = Difference To Personal Best Lap, P = Crossed Finish Line in Pit Lane, D = Time Disallowed

P1		5 U		Kieran SMITH		Suzuki GSXR 1000 K1 -	
IDEAL LAP TIME : 48.511		BEST LAP TIME : 48.553		DIFFERENCE : 0.042			
LAP	SECTOR 1	SECTOR 2	LAP TIME	MPH	DIFF	TIME OF DAY	
1 -		20.211	55.924	77.75	7.371	16:45:33.494	
2 -	29.362	19.761	49.123	88.52	0.570	16:46:22.617	
3 -	29.072	19.481	48.553 (1)	89.56		16:47:11.170	
4 -	29.057	19.565	48.622 (3)	89.43	0.069	16:47:59.792	
5 -	29.304	19.768	49.072	88.61	0.519	16:48:48.864	
6 -	29.063	19.530	48.593 (2)	89.49	0.040	16:49:37.457	
7 -	29.929	20.025	49.954	87.05	1.401	16:50:27.411	
8 -	29.030	20.040	49.070	88.62	0.517	16:51:16.481	
9 -	30.484	20.836	51.320	84.73	2.767	16:52:07.801	

P2		102 U		James FEARN		Suzuki GSXR1000 - Greenplant satellite team	
IDEAL LAP TIME : 50.000		BEST LAP TIME : 50.044		DIFFERENCE : 0.044			
LAP	SECTOR 1	SECTOR 2	LAP TIME	MPH	DIFF	TIME OF DAY	
1 -		20.276	55.548	78.28	5.504	16:45:33.118	
2 -	30.511	20.182	50.693	85.78	0.649	16:46:23.811	
3 -	30.265	20.208	50.473	86.15	0.429	16:47:14.284	
4 -	30.228	20.146	50.374	86.32	0.330	16:48:04.658	
5 -	30.202	20.144	50.346 (3)	86.37	0.302	16:48:55.004	
6 -	29.958	20.086	50.044 (1)	86.89		16:49:45.048	
7 -	30.466	20.087	50.553	86.02	0.509	16:50:35.601	
8 -	30.187	20.144	50.331 (2)	86.40	0.287	16:51:25.932	
9 -	30.814	20.042	50.856	85.50	0.812	16:52:16.788	

P3		800 U		Morgan CREASEY		Suzuki GSXR 1000 K7 - Warics Ltd	
IDEAL LAP TIME : 50.260		BEST LAP TIME : 50.375		DIFFERENCE : 0.115			
LAP	SECTOR 1	SECTOR 2	LAP TIME	MPH	DIFF	TIME OF DAY	
1 -		20.471	55.973	77.69	5.598	16:45:33.543	
2 -	31.465	20.642	52.107	83.45	1.732	16:46:25.650	
3 -	30.647	20.179	50.826	85.55	0.451	16:47:16.476	
4 -	30.427	20.180	50.607	85.92	0.232	16:48:07.083	
5 -	30.204	20.214	50.418 (3)	86.25	0.043	16:48:57.501	
6 -	30.242	20.133	50.375 (1)	86.32		16:49:47.876	
7 -	30.127	20.272	50.399 (2)	86.28	0.024	16:50:38.275	
8 -	30.431	20.515	50.946	85.35	0.571	16:51:29.221	
9 -	30.855	20.275	51.130	85.04	0.755	16:52:20.351	

P4		19 U		Tyler DONOVAN		Kawasaki ZX10R - Tinder Corp	
IDEAL LAP TIME : 50.218		BEST LAP TIME : 50.268		DIFFERENCE : 0.050			
LAP	SECTOR 1	SECTOR 2	LAP TIME	MPH	DIFF	TIME OF DAY	
1 -		20.523	56.547	76.90	6.279	16:45:34.117	
2 -	30.680	20.479	51.159	85.00	0.891	16:46:25.276	
3 -	30.186	20.342	50.528 (3)	86.06	0.260	16:47:15.804	
4 -	30.622	20.439	51.061	85.16	0.793	16:48:06.865	
5 -	29.982	20.286	50.268 (1)	86.50		16:48:57.133	
6 -	29.932	20.453	50.385 (2)	86.30	0.117	16:49:47.518	
7 -	30.330	20.411	50.741	85.70	0.473	16:50:38.259	
8 -	30.415	20.554	50.969	85.31	0.701	16:51:29.228	
9 -	31.084	20.469	51.553	84.35	1.285	16:52:20.781	

BMCRC - MRO Championships 2024 - Rnd 7 @ Brands Hatch Indy

BMCRC Thunderbike Ultra & Extreme

RACE 16 - SECTOR ANALYSIS



SECTOR 1 = FL to I1, SECTOR 2 = I1 to FL, DIFF = Difference To Personal Best Lap, P = Crossed Finish Line in Pit Lane, D = Time Disallowed

P5 23 U Justin ROSE		Yamaha R1 - J. Rose roofing services				
IDEAL LAP TIME : 50.459		BEST LAP TIME : 50.488		DIFFERENCE : 0.029		
LAP	SECTOR 1	SECTOR 2	LAP TIME	MPH	DIFF	TIME OF DAY
1 -		20.648	57.180	76.05	6.692	16:45:34.750
2 -	31.497	20.579	52.076	83.50	1.588	16:46:26.826
3 -	30.997	20.178	51.175	84.97	0.687	16:47:18.001
4 -	31.060	20.352	51.412	84.58	0.924	16:48:09.413
5 -	30.867	20.410	51.277	84.80	0.789	16:49:00.690
6 -	30.749	20.315	51.064 (3)	85.15	0.576	16:49:51.754
7 -	30.642	20.260	50.902 (2)	85.43	0.414	16:50:42.656
8 -	30.281	20.207	50.488 (1)	86.13		16:51:33.144
9 -	30.821	20.478	51.299	84.76	0.811	16:52:24.443

P6 46 U Simon GATES		Yamaha YZF R1 - T.A Roden LTD / Canine Plus Hydro				
IDEAL LAP TIME : 50.985		BEST LAP TIME : 50.985		DIFFERENCE : 0.000		
LAP	SECTOR 1	SECTOR 2	LAP TIME	MPH	DIFF	TIME OF DAY
1 -		21.115	58.123	74.81	7.138	16:45:35.693
2 -	31.107	20.542	51.649	84.19	0.664	16:46:27.342
3 -	30.830	20.514	51.344	84.69	0.359	16:47:18.686
4 -	30.775	20.475	51.250 (3)	84.85	0.265	16:48:09.936
5 -	31.076	20.439	51.515	84.41	0.530	16:49:01.451
6 -	30.991	20.389	51.380	84.63	0.395	16:49:52.831
7 -	30.676	20.498	51.174 (2)	84.97	0.189	16:50:44.005
8 -	30.610	20.375	50.985 (1)	85.29		16:51:34.990
9 -	31.370	20.696	52.066	83.52	1.081	16:52:27.056

P7 59 U Andrew DENYER		Triumph 675 - me				
IDEAL LAP TIME : 50.821		BEST LAP TIME : 50.915		DIFFERENCE : 0.094		
LAP	SECTOR 1	SECTOR 2	LAP TIME	MPH	DIFF	TIME OF DAY
1 -		21.208	58.541	74.28	7.626	16:45:36.111
2 -	31.478	21.166	52.644	82.60	1.729	16:46:28.755
3 -	30.994	20.532	51.526	84.39	0.611	16:47:20.281
4 -	30.430	20.504	50.934 (2)	85.37	0.019	16:48:11.215
5 -	30.634	20.459	51.093 (3)	85.11	0.178	16:49:02.308
6 -	30.524	20.391	50.915 (1)	85.40		16:49:53.223
7 -	30.611	20.494	51.105	85.09	0.190	16:50:44.328
8 -	30.611	20.501	51.112	85.07	0.197	16:51:35.440
9 -	31.485	20.679	52.164	83.36	1.249	16:52:27.604

P8 31 U Max MACRAE		-				
IDEAL LAP TIME : 50.989		BEST LAP TIME : 50.989		DIFFERENCE : 0.000		
LAP	SECTOR 1	SECTOR 2	LAP TIME	MPH	DIFF	TIME OF DAY
1 -		20.990	58.562	74.25	7.573	16:45:36.132
2 -	31.827	20.734	52.561	82.73	1.572	16:46:28.693
3 -	31.549	20.171	51.720 (2)	84.07	0.731	16:47:20.413
4 -	31.566	20.691	52.257	83.21	1.268	16:48:12.670
5 -	31.608	20.831	52.439	82.92	1.450	16:49:05.109
6 -	32.235	20.892	53.127	81.85	2.138	16:49:58.236
7 -	31.417	20.381	51.798 (3)	83.95	0.809	16:50:50.034
8 -	30.848	20.141	50.989 (1)	85.28		16:51:41.023
9 -	31.632	20.581	52.213	83.28	1.224	16:52:33.236

BMCRC - MRO Championships 2024 - Rnd 7 @ Brands Hatch Indy

BMCRC Thunderbike Ultra & Extreme

RACE 16 - SECTOR ANALYSIS



SECTOR 1 = FL to I1, SECTOR 2 = I1 to FL, DIFF = Difference To Personal Best Lap, P = Crossed Finish Line in Pit Lane, D = Time Disallowed

P9		125 U		Haydon SMITH		Kawasaki ZXR750R - Shelf & Rail Co.	
IDEAL LAP TIME : 51.557		BEST LAP TIME : 51.608		DIFFERENCE : 0.051			
LAP	SECTOR 1	SECTOR 2	LAP TIME	MPH	DIFF	TIME OF DAY	
1 -		21.514	58.462	74.38	6.854	16:45:36.032	
2 -	31.460	21.439	52.899	82.20	1.291	16:46:28.931	
3 -	31.700	20.960	52.660	82.57	1.052	16:47:21.591	
4 -	30.852	20.954	51.806 (3)	83.94	0.198	16:48:13.397	
5 -	31.209	20.864	52.073	83.50	0.465	16:49:05.470	
6 -	30.822	20.786	51.608 (1)	84.26		16:49:57.078	
7 -	30.938	20.735	51.673 (2)	84.15	0.065	16:50:48.751	
8 -	31.021	20.846	51.867	83.84	0.259	16:51:40.618	
9 -	31.541	21.157	52.698	82.51	1.090	16:52:33.316	

P10		20 U		Connor SWYER		Suzuki GSXR 1000 K6 - WSC Performace & lleithyr farm & dad	
IDEAL LAP TIME : 51.225		BEST LAP TIME : 51.225		DIFFERENCE : 0.000			
LAP	SECTOR 1	SECTOR 2	LAP TIME	MPH	DIFF	TIME OF DAY	
1 -		21.106	59.989	72.48	8.764	16:45:37.559	
2 -	31.786	20.999	52.785	82.38	1.560	16:46:30.344	
3 -	31.450	20.795	52.245	83.23	1.020	16:47:22.589	
4 -	31.332	20.608	51.940 (3)	83.72	0.715	16:48:14.529	
5 -	31.388	20.651	52.039	83.56	0.814	16:49:06.568	
6 -	30.950	21.097	52.047	83.55	0.822	16:49:58.615	
7 -	31.363	20.719	52.082	83.49	0.857	16:50:50.697	
8 -	30.784	20.441	51.225 (1)	84.89		16:51:41.922	
9 -	31.099	20.582	51.681 (2)	84.14	0.456	16:52:33.603	

P11		4 U		Hayden KILLWORTH		Suzuki GSXR 1000 - GreenPlantUK - H11xy - Helmet City	
IDEAL LAP TIME : 51.384		BEST LAP TIME : 51.409		DIFFERENCE : 0.025			
LAP	SECTOR 1	SECTOR 2	LAP TIME	MPH	DIFF	TIME OF DAY	
1 -		21.299	59.537	73.03	8.128	16:45:37.107	
2 -	31.884	20.930	52.814	82.33	1.405	16:46:29.921	
3 -	31.320	20.951	52.271	83.19	0.862	16:47:22.192	
4 -	31.239	20.760	51.999	83.62	0.590	16:48:14.191	
5 -	31.979	20.984	52.963	82.10	1.554	16:49:07.154	
6 -	31.153	20.687	51.840 (3)	83.88	0.431	16:49:58.994	
7 -	31.265	20.786	52.051	83.54	0.642	16:50:51.045	
8 -	30.882	20.527	51.409 (1)	84.58		16:51:42.454	
9 -	30.857	20.603	51.460 (2)	84.50	0.051	16:52:33.914	

P12		17 U		Jordan KILLWORTH		Yamaha R1 4C8 - Greenplant/BK/Rabbit	
IDEAL LAP TIME : 51.681		BEST LAP TIME : 51.864		DIFFERENCE : 0.183			
LAP	SECTOR 1	SECTOR 2	LAP TIME	MPH	DIFF	TIME OF DAY	
1 -		21.105	59.070	73.61	7.206	16:45:36.640	
2 -	32.099	20.650	52.749	82.43	0.885	16:46:29.389	
3 -	31.594	20.664	52.258	83.21	0.394	16:47:21.647	
4 -	31.390	20.816	52.206 (3)	83.29	0.342	16:48:13.853	
5 -	32.115	20.940	53.055	81.96	1.191	16:49:06.908	
6 -	31.455	20.777	52.232	83.25	0.368	16:49:59.140	
7 -	31.512	20.745	52.257	83.21	0.393	16:50:51.397	
8 -	31.297	20.567	51.864 (1)	83.84		16:51:43.261	
9 -	31.114	20.993	52.107 (2)	83.45	0.243	16:52:35.368	

BMCRC - MRO Championships 2024 - Rnd 7 @ Brands Hatch Indy

BMCRC Thunderbike Ultra & Extreme

RACE 16 - SECTOR ANALYSIS



SECTOR 1 = FL to I1, SECTOR 2 = I1 to FL, DIFF = Difference To Personal Best Lap, P = Crossed Finish Line in Pit Lane, D = Time Disallowed

P13 33 E		Mark BISWELL		Yamaha YZF-R6 - Bizzle Bikesport		
IDEAL LAP TIME : 51.589		BEST LAP TIME : 51.589		DIFFERENCE : 0.000		
LAP	SECTOR 1	SECTOR 2	LAP TIME	MPH	DIFF	TIME OF DAY
1 -		21.355	1:00.463	71.92	8.874	16:45:38.033
2 -	31.808	20.991	52.799	82.36	1.210	16:46:30.832
3 -	31.440	21.090	52.530	82.78	0.941	16:47:23.362
4 -	31.073	21.015	52.088	83.48	0.499	16:48:15.450
5 -	31.308	21.161	52.469	82.87	0.880	16:49:07.919
6 -	31.220	21.007	52.227	83.26	0.638	16:50:00.146
7 -	31.212	20.867	52.079 (3)	83.50	0.490	16:50:52.225
8 -	30.879	20.710	51.589 (1)	84.29		16:51:43.814
9 -	30.893	20.779	51.672 (2)	84.15	0.083	16:52:35.486

P14 48 E		Shaun WALLIS		Yamaha R6 (X) - MBC Despatch Racing		
IDEAL LAP TIME : 51.380		BEST LAP TIME : 51.380		DIFFERENCE : 0.000		
LAP	SECTOR 1	SECTOR 2	LAP TIME	MPH	DIFF	TIME OF DAY
1 -		21.423	1:00.025	72.44	8.645	16:45:37.595
2 -	32.058	21.047	53.105	81.88	1.725	16:46:30.700
3 -	31.409	20.914	52.323	83.11	0.943	16:47:23.023
4 -	31.313	20.801	52.114 (2)	83.44	0.734	16:48:15.137
5 -	31.498	21.067	52.565	82.72	1.185	16:49:07.702
6 -	31.276	20.913	52.189	83.32	0.809	16:49:59.891
7 -	31.219	20.911	52.130 (3)	83.41	0.750	16:50:52.021
8 -	31.431	21.068	52.499	82.83	1.119	16:51:44.520
9 -	30.786	20.594	51.380 (1)	84.63		16:52:35.900

P15 117 U		Raymond STAGG		Suzuki GSXR 750 -		
IDEAL LAP TIME : 51.645		BEST LAP TIME : 51.645		DIFFERENCE : 0.000		
LAP	SECTOR 1	SECTOR 2	LAP TIME	MPH	DIFF	TIME OF DAY
1 -		21.758	1:02.082	70.04	10.437	16:45:39.652
2 -	31.656	21.006	52.662	82.57	1.017	16:46:32.314
3 -	31.255	21.230	52.485	82.85	0.840	16:47:24.799
4 -	31.265	20.862	52.127	83.42	0.482	16:48:16.926
5 -	30.939	20.706	51.645 (1)	84.20		16:49:08.571
6 -	32.186	20.964	53.150	81.81	1.505	16:50:01.721
7 -	31.161	20.770	51.931 (3)	83.73	0.286	16:50:53.652
8 -	30.940	20.948	51.888 (2)	83.80	0.243	16:51:45.540
9 -	31.277	21.475	52.752	82.43	1.107	16:52:38.292

P16 129 E		Derek CRIPPS		Yamaha R1 - Team FBR		
IDEAL LAP TIME : 52.102		BEST LAP TIME : 52.240		DIFFERENCE : 0.138		
LAP	SECTOR 1	SECTOR 2	LAP TIME	MPH	DIFF	TIME OF DAY
1 -		21.694	1:01.691	70.48	9.451	16:45:39.261
2 -	31.808	21.229	53.037	81.99	0.797	16:46:32.298
3 -	32.058	20.844	52.902	82.20	0.662	16:47:25.200
4 -	31.527	20.738	52.265 (2)	83.20	0.025	16:48:17.465
5 -	31.369	20.871	52.240 (1)	83.24		16:49:09.705
6 -	31.552	20.983	52.535	82.77	0.295	16:50:02.240
7 -	31.364	20.961	52.325 (3)	83.10	0.085	16:50:54.565
8 -	31.597	20.946	52.543	82.76	0.303	16:51:47.108
9 -	31.687	21.160	52.847	82.28	0.607	16:52:39.955

BMCRC - MRO Championships 2024 - Rnd 7 @ Brands Hatch Indy

BMCRC Thunderbike Ultra & Extreme

RACE 16 - SECTOR ANALYSIS



SECTOR 1 = FL to I1, SECTOR 2 = I1 to FL, DIFF = Difference To Personal Best Lap, P = Crossed Finish Line in Pit Lane, D = Time Disallowed

P17 152 E		Sean GOLDSMITH		Kawasaki ZX7R - Vanguard motorsport		
IDEAL LAP TIME : 53.253		BEST LAP TIME : 53.342		DIFFERENCE : 0.089		
LAP	SECTOR 1	SECTOR 2	LAP TIME	MPH	DIFF	TIME OF DAY
1 -		21.411	1:00.906	71.39	7.564	16:45:38.476
2 -	32.302	21.428	53.730 (2)	80.93	0.388	16:46:32.206
3 -	32.463	21.530	53.993 (3)	80.54	0.651	16:47:26.199
4 -	31.842	21.500	53.342 (1)	81.52		16:48:19.541
5 -	32.472	21.645	54.117	80.35	0.775	16:49:13.658
6 -	32.584	21.668	54.252	80.15	0.910	16:50:07.910
7 -	32.389	21.723	54.112	80.36	0.770	16:51:02.022
8 -	32.599	21.908	54.507	79.78	1.165	16:51:56.529
9 -	33.299	21.673	54.972	79.10	1.630	16:52:51.501

P18 40 U		Malcolm BATE		Suzuki GSXR1000K3 - Hartjay		
IDEAL LAP TIME : 53.331		BEST LAP TIME : 53.559		DIFFERENCE : 0.228		
LAP	SECTOR 1	SECTOR 2	LAP TIME	MPH	DIFF	TIME OF DAY
1 -		22.050	1:02.078	70.04	8.519	16:45:39.648
2 -	32.869	21.568	54.437	79.88	0.878	16:46:34.085
3 -	32.073	21.486	53.559 (1)	81.19		16:47:27.644
4 -	32.548	21.884	54.432	79.89	0.873	16:48:22.076
5 -	32.914	21.586	54.500	79.79	0.941	16:49:16.576
6 -	32.815	21.468	54.283	80.10	0.724	16:50:10.859
7 -	32.996	21.787	54.783	79.37	1.224	16:51:05.642
8 -	32.384	21.612	53.996 (3)	80.53	0.437	16:51:59.638
9 -	32.542	21.258	53.800 (2)	80.82	0.241	16:52:53.438

P19 114 U		Richard BATE		Yamaha R1 - TEAM PSR		
IDEAL LAP TIME : 53.311		BEST LAP TIME : 53.311		DIFFERENCE : 0.000		
LAP	SECTOR 1	SECTOR 2	LAP TIME	MPH	DIFF	TIME OF DAY
1 -		22.642	1:04.017	67.92	10.706	16:45:41.587
2 -	33.919	22.149	56.068	77.55	2.757	16:46:37.655
3 -	33.043	21.474	54.517	79.76	1.206	16:47:32.172
4 -	32.873	21.528	54.401	79.93	1.090	16:48:26.573
5 -	32.609	21.785	54.394	79.94	1.083	16:49:20.967
6 -	32.326	21.630	53.956 (2)	80.59	0.645	16:50:14.923
7 -	32.697	21.491	54.188 (3)	80.25	0.877	16:51:09.111
8 -	31.997	21.314	53.311 (1)	81.57		16:52:02.422
9 -	32.796	21.817	54.613	79.62	1.302	16:52:57.035

P20 51 E		Paul BEESLEY		Aprilia MILLIE RSV -		
IDEAL LAP TIME : 54.116		BEST LAP TIME : 54.263		DIFFERENCE : 0.147		
LAP	SECTOR 1	SECTOR 2	LAP TIME	MPH	DIFF	TIME OF DAY
1 -		22.620	1:04.139	67.79	9.876	16:45:41.709
2 -	33.181	22.371	55.552	78.27	1.289	16:46:37.261
3 -	32.294	21.969	54.263 (1)	80.13		16:47:31.524
4 -	32.720	21.869	54.589	79.66	0.326	16:48:26.113
5 -	32.872	22.022	54.894	79.21	0.631	16:49:21.007
6 -	32.905	22.045	54.950	79.13	0.687	16:50:15.957
7 -	32.642	21.822	54.464 (3)	79.84	0.201	16:51:10.421
8 -	32.436	21.959	54.395 (2)	79.94	0.132	16:52:04.816
9 -	33.074	22.108	55.182	78.80	0.919	16:52:59.998

BMCRC - MRO Championships 2024 - Rnd 7 @ Brands Hatch Indy

BMCRC Thunderbike Ultra & Extreme

RACE 16 - SECTOR ANALYSIS



SECTOR 1 = FL to I1, SECTOR 2 = I1 to FL, DIFF = Difference To Personal Best Lap, P = Crossed Finish Line in Pit Lane, D = Time Disallowed

P21 80 U		Mark OVEL		Yamaha R1 - I STULL NEED A SPONSOR			
IDEAL LAP TIME : 55.589		BEST LAP TIME : 55.644		DIFFERENCE : 0.055			
LAP	SECTOR 1	SECTOR 2	LAP TIME	MPH	DIFF	TIME OF DAY	
1 -		22.468	1:03.516	68.46	7.872	16:45:41.086	
2 -	33.523	22.824	56.347	77.17	0.703	16:46:37.433	
3 -	34.342	22.483	56.825	76.52	1.181	16:47:34.258	
4 -	33.500	22.468	55.968 (3)	77.69	0.324	16:48:30.226	
5 -	33.666	22.214	55.880 (2)	77.82	0.236	16:49:26.106	
6 -	33.471	22.511	55.982	77.67	0.338	16:50:22.088	
7 -	33.563	22.405	55.968 (3)	77.69	0.324	16:51:18.056	
8 -	33.375	22.269	55.644 (1)	78.15		16:52:13.700	

P22 89 E		Daryl SKINNS		Suzuki GSXR 750 - Indoor Climate Systems UK LTD			
IDEAL LAP TIME : 56.421		BEST LAP TIME : 56.423		DIFFERENCE : 0.002			
LAP	SECTOR 1	SECTOR 2	LAP TIME	MPH	DIFF	TIME OF DAY	
1 -		22.859	1:06.761	65.13	10.338	16:45:44.331	
2 -	34.995	22.330	57.325	75.85	0.902	16:46:41.656	
3 -	34.719	22.205	56.924	76.39	0.501	16:47:38.580	
4 -	35.120	22.506	57.626	75.46	1.203	16:48:36.206	
5 -	34.232	22.191	56.423 (1)	77.07		16:49:32.629	
6 -	34.230	22.195	56.425 (2)	77.06	0.002	16:50:29.054	
7 -	34.291	22.393	56.684 (3)	76.71	0.261	16:51:25.738	
8 -	34.979	22.235	57.214	76.00	0.791	16:52:22.952	

P23 88 E		George PRINOS		Ducati 996 - KAPPA PLANNING LTD			
IDEAL LAP TIME : 56.090		BEST LAP TIME : 56.101		DIFFERENCE : 0.011			
LAP	SECTOR 1	SECTOR 2	LAP TIME	MPH	DIFF	TIME OF DAY	
1 -		22.961	1:05.572	66.31	9.471	16:45:43.142	
2 -	35.504	22.624	58.128	74.81	2.027	16:46:41.270	
3 -	34.295	22.617	56.912 (3)	76.40	0.811	16:47:38.182	
4 -	34.958	23.016	57.974	75.00	1.873	16:48:36.156	
5 -	34.746	22.749	57.495	75.63	1.394	16:49:33.651	
6 -	34.220	22.481	56.701 (2)	76.69	0.600	16:50:30.352	
7 -	33.630	22.471	56.101 (1)	77.51		16:51:26.453	
8 -	35.001	22.460	57.461	75.67	1.360	16:52:23.914	

P24 201 E		Ian KIRKBY		Suzuki GSXR -			
IDEAL LAP TIME : 57.419		BEST LAP TIME : 57.844		DIFFERENCE : 0.425			
LAP	SECTOR 1	SECTOR 2	LAP TIME	MPH	DIFF	TIME OF DAY	
1 -		22.859	1:06.525	65.36	8.681	16:45:44.095	
2 -	35.727	22.604	58.331	74.55	0.487	16:46:42.426	
3 -	34.833	23.057	57.890 (2)	75.11	0.046	16:47:40.316	
4 -	34.829	23.015	57.844 (1)	75.17		16:48:38.160	
5 -	34.815	23.178	57.993	74.98	0.149	16:49:36.153	
6 -	34.998	23.297	58.295	74.59	0.451	16:50:34.448	
7 -	34.892	23.069	57.961 (3)	75.02	0.117	16:51:32.409	
8 -	36.236	23.239	59.475	73.11	1.631	16:52:31.884	

P25 78 U		Jamie THOMAS		Suzuki GSXR 1000 - Team RubyRacing			
IDEAL LAP TIME : 49.379		BEST LAP TIME : 49.379		DIFFERENCE : 0.000			
LAP	SECTOR 1	SECTOR 2	LAP TIME	MPH	DIFF	TIME OF DAY	
1 -		20.569	56.865	76.47	7.486	16:45:34.435	
2 -	30.562	20.445	51.007	85.25	1.628	16:46:25.442	
3 -	30.454	20.048	50.502	86.10	1.123	16:47:15.944	
4 -	30.286	20.073	50.359	86.35	0.980	16:48:06.303	
5 -	29.891	19.957	49.848 (2)	87.23	0.469	16:48:56.151	
6 -	29.576	19.803	49.379 (1)	88.06		16:49:45.530	
7 -	30.130	20.060	50.190 (3)	86.64	0.811	16:50:35.720	
8 -	30.446	19.898	50.344	86.37	0.965	16:51:26.064	

BMCRC - MRO Championships 2024 - Rnd 7 @ Brands Hatch Indy

BMCRC Thunderbike Ultra & Extreme

RACE 16 - BEST SECTORS

SECTOR 1			SECTOR 2			IDEAL / BEST COMPARISON						
POS	NO	NAME	TIME	NO	NAME	TIME	POS	NO	NAME	IDEAL	BEST	DIFF
									PERFECT LAP	48.511		
1	5	SMITH	29.030	5	SMITH	19.481	1	5	SMITH	48.511	48.553	0.042
2	78	THOMAS	29.576	78	THOMAS	19.803	2	78	THOMAS	49.379	49.379	0.000
3	19	DONOVAN	29.932	102	FEARN	20.042	3	102	FEARN	50.000	50.044	0.044
4	102	FEARN	29.958	800	CREASEY	20.133	4	19	DONOVAN	50.218	50.268	0.050
5	800	CREASEY	30.127	31	MACRAE	20.141	5	800	CREASEY	50.260	50.375	0.115
6	23	ROSE	30.281	23	ROSE	20.178	6	23	ROSE	50.459	50.488	0.029
7	59	DENYER	30.430	19	DONOVAN	20.286	7	59	DENYER	50.821	50.915	0.094
8	46	GATES	30.610	46	GATES	20.375	8	46	GATES	50.985	50.985	0.000
9	20	SWYER	30.784	59	DENYER	20.391	9	31	MACRAE	50.989	50.989	0.000
10	48	WALLIS	30.786	20	SWYER	20.441	10	20	SWYER	51.225	51.225	0.000
11	125	SMITH	30.822	4	KILLWORTH	20.527	11	48	WALLIS	51.380	51.380	0.000
12	31	MACRAE	30.848	17	KILLWORTH	20.567	12	4	KILLWORTH	51.384	51.409	0.025
13	4	KILLWORTH	30.857	48	WALLIS	20.594	13	125	SMITH	51.557	51.608	0.051
14	33	BISWELL	30.879	117	STAGG	20.706	14	33	BISWELL	51.589	51.589	0.000
15	117	STAGG	30.939	33	BISWELL	20.710	15	117	STAGG	51.645	51.645	0.000
16	17	KILLWORTH	31.114	125	SMITH	20.735	16	17	KILLWORTH	51.681	51.864	0.183
17	129	CRIPPS	31.364	129	CRIPPS	20.738	17	129	CRIPPS	52.102	52.240	0.138
18	152	GOLDSMITH	31.842	40	BATE	21.258	18	152	GOLDSMITH	53.253	53.342	0.089
19	114	BATE	31.997	114	BATE	21.314	19	114	BATE	53.311	53.311	0.000
20	40	BATE	32.073	152	GOLDSMITH	21.411	20	40	BATE	53.331	53.559	0.228
21	51	BEESLEY	32.294	51	BEESLEY	21.822	21	51	BEESLEY	54.116	54.263	0.147
22	80	OVEL	33.375	89	SKINNS	22.191	22	80	OVEL	55.589	55.644	0.055
23	88	PRINOS	33.630	80	OVEL	22.214	23	88	PRINOS	56.090	56.101	0.011
24	89	SKINNS	34.230	88	PRINOS	22.460	24	89	SKINNS	56.421	56.423	0.002
25	201	KIRKBY	34.815	201	KIRKBY	22.604	25	201	KIRKBY	57.419	57.844	0.425

BMCRC - MRO Championships 2024 - Rnd 7 @ Brands Hatch Indy

BMCRC Thunderbike Ultra & Extreme

RACE 16 - STATISTICS

Competitors Started 25
Planned Start 2024-09-21 @ 15:30:00.000
Actual Start 2024-09-21 @ 16:44:37.569
Finish Time 2024-09-21 @ 16:52:07.800
Track Length 1.2079mi.
Total Laps 220
Total Distance Covered 265.7480mi.

Session Fastest Lap History

NO	CL	NAME	LAP TIME	TIME OF DAY	LAP	VEHICLE
5	U	Kieran SMITH	49.123	16:46:22.617	2	Suzuki GSXR 1000 K1
5	U	Kieran SMITH	48.553	16:47:11.170	3	Suzuki GSXR 1000 K1

Session Leader History

NO	CL	NAME	FROM LAP	LAPS LED	DISTANCE	VEHICLE
102	U	James FEARN	1	1	1.20 miles	Suzuki GSXR1000
5	U	Kieran SMITH	2	8	9.66 miles	Suzuki GSXR 1000 K1

Flag History

TYPE	TIME OF DAY
GREEN	16:44:37.569
FINISH	16:52:07.800

Flag Statistics

TYPE	COUNT	TOTAL LAPS	TOTAL TIME
Green	1	9	8:39.947
Red	0	0	0.000
Safety Car	0	0	0.000
FCY	0	0	0.000

BMCRC - MRO Championships 2024 - Rnd 7 @ Brands Hatch Indy

BMCRC Thunderbike Ultra & Extreme

RACE 16 - STATISTICS

CLASS : E

8 Starters

Fastest Lap History

NO	NAME	LAP TIME	TIME OF DAY	LAP	VEHICLE
48	Shaun WALLIS	53.105	16:46:30.700	2	Yamaha R6 (X)
33	Mark BISWELL	52.799	16:46:30.832	2	Yamaha YZF-R6
48	Shaun WALLIS	52.323	16:47:23.023	3	Yamaha R6 (X)
48	Shaun WALLIS	52.114	16:48:15.137	4	Yamaha R6 (X)
33	Mark BISWELL	52.088	16:48:15.450	4	Yamaha YZF-R6
33	Mark BISWELL	52.079	16:50:52.225	7	Yamaha YZF-R6
33	Mark BISWELL	51.589	16:51:43.814	8	Yamaha YZF-R6
48	Shaun WALLIS	51.380	16:52:35.900	9	Yamaha R6 (X)

Leader History

NO	NAME	FROM LAP	LAPS LED	DISTANCE	VEHICLE
48	Shaun WALLIS	1	7	8.45 miles	Yamaha R6 (X)
33	Mark BISWELL	8	2	2.41 miles	Yamaha YZF-R6

BMCRC - MRO Championships 2024 - Rnd 7 @ Brands Hatch Indy

BMCRC Thunderbike Ultra & Extreme

RACE 16 - STATISTICS

CLASS : U

17 Starters

Fastest Lap History

NO	NAME	LAP TIME	TIME OF DAY	LAP	VEHICLE
5	Kieran SMITH	49.123	16:46:22.617	2	Suzuki GSXR 1000 K1
5	Kieran SMITH	48.553	16:47:11.170	3	Suzuki GSXR 1000 K1

Leader History

NO	NAME	FROM LAP	LAPS LED	DISTANCE	VEHICLE
102	James FEARN	1	1	1.20 miles	Suzuki GSXR1000
5	Kieran SMITH	2	8	9.66 miles	Suzuki GSXR 1000 K1



BMCRC - MRO Championships 2024 - Rnd 7 @ Brands Hatch Indy

BMCRC Thunderbike Ultra & Extreme

RACE 6 - GRID (12 Laps)

ROW 9	27	169	Cory SMITH	26	47	Daryl DANCE	25	85	Clinton WOOD
ROW 8	24	201	Ian KIRKBY 57.844	23	89	Daryl SKINNS 56.423	22	88	George PRINOS 56.101
ROW 7	21	51	Paul BEESLEY 54.263	20	40	Malcolm BATE 53.559	19	152	Sean GOLDSMITH 53.342
ROW 6	18	114	Richard BATE 53.311	17	129	Derek CRIPPS 52.240	16	17	Jordan KILLWORTH 51.864
ROW 5	15	117	Raymond STAGG 51.645	14	125	Haydon SMITH 51.608	13	33	Mark BISWELL 51.589
ROW 4	12	4	Hayden KILLWORTH 51.409	11	48	Shaun WALLIS 51.380	10	20	Connor SWYER 51.225
ROW 3	9	31	Max MACRAE 50.989	8	46	Simon GATES 50.985	7	59	Andrew DENYER 50.915
ROW 2	6	23	Justin ROSE 50.488	5	800	Morgan CREASEY 50.375	4	19	Tyler DONOVAN 50.268
ROW 1	3	102	James FEARN 50.044	2	78	Jamie THOMAS 49.379	1	5	Kieran SMITH 48.553
Pole									

These results are provisional until the conclusion of any judicial and technical matters.

Brands Hatch Indy: 1.2079 miles

Clerk Of Course:	Stewards:	Timekeeper: Richard Evans	
------------------	-----------	---------------------------	--

Results can be found at www.tsl-timing.com

Printed - 16:56 Saturday, 21 September 2024





BMCRC - MRO Championships 2024 - Rnd 7 @ Brands Hatch Indy

BMCRC Thunderbike Ultra & Extreme

RACE 6 - CLASSIFICATION

Race Distance: 8 Laps / 9.66 miles

POS	NO	CL	PIC	NAME	ENTRY	LAPS	TIME	GAP	DIFF	MPH	BEST	ON	GRD	↑↓
1	5	U	1	Kieran SMITH	Suzuki GSXR 1000 K1 -	8	6:52.123			84.41	48.838	5	1	0
2	800	U	2	Morgan CREASEY	Suzuki GSXR 1000 K7 - Warics Ltd	8	6:55.389	3.266	3.266	83.74	49.969	5	5	3
3	78	U	3	Jamie THOMAS	Suzuki GSXR 1000 - Team RubyRacing	8	6:55.515	3.392	0.126	83.72	50.165	5	2	-1
4	19	U	4	Tyler DONOVAN	Kawasaki ZX10R - Tinder Corp	8	6:55.948	3.825	0.433	83.63	50.340	7	4	0
5	102	U	5	James FEARN	Suzuki GSXR1000 - Greenplant satellite team	8	6:56.238	4.115	0.290	83.57	49.807	5	3	-2
6	23	U	6	Justin ROSE	Yamaha R1 - J. Rose roofing services	8	6:59.128	7.005	2.890	83.00	50.915	5	6	0
7	85	U	7	Clinton WOOD	Suzuki GSXR1000 - CLINTON WOOD	7	6:21.029	1 Lap	1 Lap	79.88	52.579	5	25	18
8	125	U	8	Haydon SMITH	Kawasaki ZXR750R - Shelf & Rail Co.	7	6:21.541	1 Lap	0.512	79.78	51.978	6	14	6
9	20	U	9	Connor SWYER	Suzuki GSXR 1000 K6 - WSC Performance & lleithyr farm & d	7	6:21.645	1 Lap	0.104	79.76	52.265	6	10	1
10	46	U	10	Simon GATES	Yamaha YZF R1 - T.A Roden LTD / Canine Plus Hydro	7	6:22.328	1 Lap	0.683	79.61	52.156	6	8	-2
11	117	U	11	Raymond STAGG	Suzuki GSXR 750 -	7	6:26.375	1 Lap	4.047	78.78	52.887	5	15	4
12	48	E	1	Shaun WALLIS	Yamaha R6 (X) - MBC Despatch Racing	7	6:27.093	1 Lap	0.718	78.63	52.895	5	11	-1
13	51	E	2	Paul BEESLEY	Aprilia MILLIE RSV -	7	6:40.842	1 Lap	13.749	75.94	54.918	6	21	8
14	4	U	12	Hayden KILLWORTH	Suzuki GSXR 1000 - GreenPlantUK - H11xy - Helmet City	7	6:43.637	1 Lap	2.795	75.41	53.702	6	12	-2
15	17	U	13	Jordan KILLWORTH	Yamaha R1 4C8 - Greenplant/BK/Rabbit	7	6:45.463	1 Lap	1.826	75.07	55.102	6	16	1
16	88	E	3	George PRINOS	Ducati 996 - KAPPA PLANNING LTD	7	6:45.544	1 Lap	0.081	75.06	55.143	6	22	6
17	152	E	4	Sean GOLDSMITH	Kawasaki ZX7R - Vanguard motorsport	7	6:48.720	1 Lap	3.176	74.47	55.282	6	19	2
18	114	U	14	Richard BATE	Yamaha R1 - TEAM PSR	7	6:54.998	1 Lap	6.278	73.35	57.161	4	18	0
19	201	E	5	Ian KIRKBY	Suzuki GSXR -	6	6:06.450	2 Laps	1 Lap	71.20	59.601	2	24	5
20	89	E	6	Daryl SKINNS	Suzuki GSXR 750 - Indoor Climate Systems UK LTD	6	6:08.728	2 Laps	2.278	70.76	58.686	6	23	3

NOT CLASSIFIED

DNF	59	U		Andrew DENYER	Triumph 675 - me	8	7:00.672	8.549	0.000	82.69	50.941	5	7	
DNF	33	E		Mark BISWELL	Yamaha YZF-R6 - Bizzle Bikesport	7	6:25.119	1 Lap	1 Lap	79.04	53.345	7	13	

FASTEST LAP

	5	U		Kieran SMITH	Suzuki GSXR 1000 K1 -	5	48.838			89.04 mph			143.29 kph	
	48	E		Shaun WALLIS	Yamaha R6 (X) - MBC Despatch Racing	5	52.895			82.21 mph			132.30 kph	

Comments:

Class U - 92.5% of Race Speed = 78.07 mph

Class E - 92.5% of Race Speed = 72.73 mph

Red Flag (end of session): 12:07

Weather / Track : Cloudy / Dry

These results are provisional until the conclusion of any judicial and technical matters.

Date: 22/09/2024 Start: 12:00 Finish: 12:06

Brands Hatch Indy: 1.2079 miles

Clerk Of Course:	Stewards:	Timekeeper: Richard Evans	
------------------	-----------	---------------------------	--

Results can be found at www.tsl-timing.com

Printed - 12:16 Sunday, 22 September 2024



BMCRC - MRO Championships 2024 - Rnd 7 @ Brands Hatch Indy

BMCRC Thunderbike Ultra & Extreme

RACE 6 - LAP CHART

LAP 1 @ 12:01:48.804

NO	BEHIND	LAP TIME
5		56.287
19	0.479	56.766
800	0.964	57.251
59	1.054	57.341
78	1.287	57.574
23	1.478	57.765
102	1.616	57.903
125	5.123	1:01.410
46	5.826	1:02.113
85	6.270	1:02.557
20	6.351	1:02.638
33	7.067	1:03.354
48	7.526	1:03.813
117	7.829	1:04.116
17	8.929	1:05.216
4	9.066	1:05.353
152	9.612	1:05.899
114	9.882	1:06.169
51	10.012	1:06.299
88	10.314	1:06.601
201	10.747	1:07.034
89	15.285	1:11.572

LAP 2 @ 12:02:39.948

NO	BEHIND	LAP TIME
5		51.144
800	0.620	50.800
19	0.634	51.299
78	1.568	51.425
59	1.595	51.685
102	1.785	51.313
23	2.162	51.828
85	8.518	53.392
125	9.054	55.075
46	9.573	54.891
20	9.740	54.533
33	10.355	54.432
48	10.620	54.238
117	11.107	54.422
17	15.748	57.963
4	16.083	58.161
51	16.093	57.225
152	16.252	57.784
114	16.914	58.176
88	16.993	57.823
201	19.204	59.601
89	24.599	1:00.458

LAP 3 @ 12:03:29.663

NO	BEHIND	LAP TIME
5		49.715
800	1.241	50.336
19	1.943	51.024
78	2.564	50.711
102	3.483	51.413
59	3.594	51.714
23	3.882	51.435
85	11.718	52.915
20	13.261	53.236
125	13.438	54.099
46	13.523	53.665
33	14.383	53.743

48	14.488	53.583
117	14.849	53.457
51	21.858	55.480
152	24.069	57.532
17	24.335	58.302
4	24.513	58.145
88	24.992	57.714
114	25.314	58.115
201	29.558	1:00.069
89	34.735	59.851

LAP 4 @ 12:04:18.860

NO	BEHIND	LAP TIME
5		49.197
800	2.261	50.217
19	3.409	50.663
78	3.797	50.430
102	4.718	50.432
23	5.642	50.957
59	5.649	51.252
85	15.975	53.454
20	17.133	53.069
125	17.762	53.521
46	17.781	53.455
33	18.628	53.442
117	19.014	53.362
48	19.779	54.488
51	27.842	55.181
152	31.196	56.324
4	31.251	55.935
17	32.034	56.896
88	32.744	56.949
114	33.278	57.161
201	40.093	59.732
89	44.499	58.961

LAP 5 @ 12:05:07.698

NO	BEHIND	LAP TIME
5		48.838
800	3.392	49.969
19	4.960	50.389
78	5.124	50.165
102	5.687	49.807
23	7.719	50.915
59	7.752	50.941
85	19.716	52.579
20	20.907	52.612
125	21.462	52.538
46	21.594	52.651
117	23.063	52.887
33	23.188	53.398
48	23.836	52.895
51	34.116	55.112
4	37.717	55.304
152	38.203	55.845
17	38.659	55.463
88	39.457	55.551
114	41.897	57.457

LAP 6 @ 12:05:58.242

NO	BEHIND	LAP TIME
5		50.544
201	1 Lap	1:00.209
800	3.179	50.331

89	1 Lap	59.200
19	4.795	50.379
78	4.908	50.328
102	5.182	50.039
59	8.270	51.062
23	8.363	51.188
85	21.957	52.785
20	22.628	52.265
125	22.896	51.978
46	23.206	52.156
117	25.921	53.402
33	26.049	53.405
48	26.371	53.079
51	38.490	54.918
4	40.875	53.702
152	42.941	55.282
17	43.217	55.102
88	44.056	55.143

LAP 7 @ 12:06:47.261

NO	BEHIND	LAP TIME
5		49.019
114	1 Lap	58.084
800	4.409	50.249
19	6.116	50.340
78	6.296	50.407
102	7.478	51.315
23	10.831	51.487
59	11.210	51.959
201	1 Lap	59.805
89	1 Lap	58.686
85	26.285	53.347
125	26.797	52.920
20	26.901	53.292
46	27.584	53.397
33	30.375	53.345
117	31.631	54.729
48	32.349	54.997
51	46.098	56.627
4	48.893	57.037
17	50.719	56.521
88	50.800	55.763
152	53.976	1:00.054

LAP 8 @ 12:07:44.640

NO	BEHIND	LAP TIME
5		57.379
114	1 Lap	59.836
800	3.266	56.236
78	3.392	54.475
19	3.825	55.088
102	4.115	54.016
23	7.005	53.553
59	8.549	54.718

BMCRC - MRO Championships 2024 - Rnd 7 @ Brands Hatch Indy

BMCRC Thunderbike Ultra & Extreme

RACE 6 - POSITION CHART

No	Name	Lap								
		Pos	1	2	3	4	5	6	7	8
5	SMITH	1	5	5	5	5	5	5	5	5
78	THOMAS	2	19	800	800	800	800	800	800	800
102	FEARN	3	800	19	19	19	19	19	19	78
19	DONOVAN	4	59	78	78	78	78	78	78	19
800	CREASEY	5	78	59	102	102	102	102	102	102
23	ROSE	6	23	102	59	23	23	59	23	23
59	DENYER	7	102	23	23	59	59	23	59	59
46	GATES	8	125	85	85	85	85	85	85	85
20	SWYER	9	46	125	20	20	20	20	125	
48	WALLIS	10	85	46	125	125	125	125	20	
4	KILLWORTH	11	20	20	46	46	46	46	46	
33	BISWELL	12	33	33	33	33	117	117	33	
125	SMITH	13	48	48	48	117	33	33	117	
117	STAGG	14	117	117	117	48	48	48	48	
17	KILLWORTH	15	17	17	51	51	51	51	51	
114	BATE	16	4	4	152	152	4	4	4	
152	GOLDSMITH	17	152	51	17	4	152	152	17	
51	BEESLEY	18	114	152	4	17	17	17	88	
88	PRINOS	19	51	114	88	88	88	88	152	
89	SKINNS	20	88	88	114	114	114	114	114	
201	KIRKBY	21	201	201	201	201	201	201		
85	WOOD	22	89	89	89	89	89	89		

BMCRC - MRO Championships 2024 - Rnd 7 @ Brands Hatch Indy

BMCRC Thunderbike Ultra & Extreme

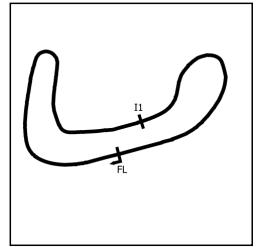
RACE 6 - BEST SECTORS

SECTOR 1			SECTOR 2			IDEAL / BEST COMPARISON						
POS	NO	NAME	TIME	NO	NAME	TIME	POS	NO	NAME	IDEAL	BEST	DIFF
									PERFECT LAP	48.750		
1	5	SMITH	29.223	5	SMITH	19.527	1	5	SMITH	48.750	48.838	0.088
2	102	FEARN	29.864	102	FEARN	19.943	2	102	FEARN	49.807	49.807	0.000
3	800	CREASEY	29.870	800	CREASEY	19.958	3	800	CREASEY	49.828	49.969	0.141
4	19	DONOVAN	29.933	78	THOMAS	20.016	4	19	DONOVAN	50.125	50.340	0.215
5	78	THOMAS	30.130	23	ROSE	20.166	5	78	THOMAS	50.146	50.165	0.019
6	59	DENYER	30.438	19	DONOVAN	20.192	6	23	ROSE	50.887	50.915	0.028
7	23	ROSE	30.721	59	DENYER	20.460	7	59	DENYER	50.898	50.941	0.043
8	125	SMITH	31.151	46	GATES	20.622	8	125	SMITH	51.978	51.978	0.000
9	20	SWYER	31.394	125	SMITH	20.827	9	46	GATES	52.156	52.156	0.000
10	85	WOOD	31.524	20	SWYER	20.871	10	20	SWYER	52.265	52.265	0.000
11	46	GATES	31.534	117	STAGG	20.931	11	85	WOOD	52.522	52.579	0.057
12	48	WALLIS	31.700	85	WOOD	20.998	12	117	STAGG	52.667	52.887	0.220
13	117	STAGG	31.736	48	WALLIS	21.053	13	48	WALLIS	52.753	52.895	0.142
14	33	BISWELL	32.094	4	KILLWORTH	21.104	14	33	BISWELL	53.326	53.345	0.019
15	4	KILLWORTH	32.598	33	BISWELL	21.232	15	4	KILLWORTH	53.702	53.702	0.000
16	51	BEESLEY	32.961	17	KILLWORTH	21.717	16	51	BEESLEY	54.824	54.918	0.094
17	88	PRINOS	33.041	51	BEESLEY	21.863	17	17	KILLWORTH	55.102	55.102	0.000
18	17	KILLWORTH	33.385	152	GOLDSMITH	21.867	18	88	PRINOS	55.143	55.143	0.000
19	152	GOLDSMITH	33.415	88	PRINOS	22.102	19	152	GOLDSMITH	55.282	55.282	0.000
20	114	BATE	34.233	114	BATE	22.681	20	114	BATE	56.914	57.161	0.247
21	89	SKINNS	35.575	89	SKINNS	23.083	21	89	SKINNS	58.658	58.686	0.028
22	201	KIRKBY	36.031	201	KIRKBY	23.383	22	201	KIRKBY	59.414	59.601	0.187

BMCRC - MRO Championships 2024 - Rnd 7 @ Brands Hatch Indy

BMCRC Thunderbike Ultra & Extreme

RACE 6 - SECTOR ANALYSIS



SECTOR 1 = FL to I1, SECTOR 2 = I1 to FL, DIFF = Difference To Personal Best Lap, P = Crossed Finish Line in Pit Lane, D = Time Disallowed

P1		5 U		Kieran SMITH		Suzuki GSXR 1000 K1 -	
IDEAL LAP TIME : 48.750		BEST LAP TIME : 48.838		DIFFERENCE : 0.088			
LAP	SECTOR 1	SECTOR 2	LAP TIME	MPH	DIFF	TIME OF DAY	
1 -		20.752	56.287	77.25	7.449	12:01:48.804	
2 -	30.898	20.246	51.144	85.02	2.306	12:02:39.948	
3 -	29.714	20.001	49.715	87.47	0.877	12:03:29.663	
4 -	29.492	19.705	49.197 (3)	88.39	0.359	12:04:18.860	
5 -	29.311	19.527	48.838 (1)	89.04		12:05:07.698	
6 -	30.405	20.139	50.544	86.03	1.706	12:05:58.242	
7 -	29.223	19.796	49.019 (2)	88.71	0.181	12:06:47.261	
8 -	33.997	23.382	57.379	75.78	8.541	12:07:44.640	

P2		800 U		Morgan CREASEY		Suzuki GSXR 1000 K7 - Warics Ltd	
IDEAL LAP TIME : 49.828		BEST LAP TIME : 49.969		DIFFERENCE : 0.141			
LAP	SECTOR 1	SECTOR 2	LAP TIME	MPH	DIFF	TIME OF DAY	
1 -		20.866	57.251	75.95	7.282	12:01:49.768	
2 -	30.371	20.429	50.800	85.60	0.831	12:02:40.568	
3 -	30.216	20.120	50.336	86.39	0.367	12:03:30.904	
4 -	30.259	19.958	50.217 (2)	86.59	0.248	12:04:21.121	
5 -	30.006	19.963	49.969 (1)	87.02		12:05:11.090	
6 -	29.870	20.461	50.331	86.40	0.362	12:06:01.421	
7 -	30.202	20.047	50.249 (3)	86.54	0.280	12:06:51.670	
8 -	33.478	22.758	56.236	77.32	6.267	12:07:47.906	

P3		78 U		Jamie THOMAS		Suzuki GSXR 1000 - Team RubyRacing	
IDEAL LAP TIME : 50.146		BEST LAP TIME : 50.165		DIFFERENCE : 0.019			
LAP	SECTOR 1	SECTOR 2	LAP TIME	MPH	DIFF	TIME OF DAY	
1 -		20.619	57.574	75.52	7.409	12:01:50.091	
2 -	30.867	20.558	51.425	84.56	1.260	12:02:41.516	
3 -	30.695	20.016	50.711	85.75	0.546	12:03:32.227	
4 -	30.288	20.142	50.430	86.23	0.265	12:04:22.657	
5 -	30.130	20.035	50.165 (1)	86.68		12:05:12.822	
6 -	30.163	20.165	50.328 (2)	86.40	0.163	12:06:03.150	
7 -	30.365	20.042	50.407 (3)	86.26	0.242	12:06:53.557	
8 -	32.245	22.230	54.475	79.82	4.310	12:07:48.032	

P4		19 U		Tyler DONOVAN		Kawasaki ZX10R - Tinder Corp	
IDEAL LAP TIME : 50.125		BEST LAP TIME : 50.340		DIFFERENCE : 0.215			
LAP	SECTOR 1	SECTOR 2	LAP TIME	MPH	DIFF	TIME OF DAY	
1 -		21.027	56.766	76.60	6.426	12:01:49.283	
2 -	30.756	20.543	51.299	84.76	0.959	12:02:40.582	
3 -	30.652	20.372	51.024	85.22	0.684	12:03:31.606	
4 -	30.337	20.326	50.663	85.83	0.323	12:04:22.269	
5 -	30.197	20.192	50.389 (3)	86.30	0.049	12:05:12.658	
6 -	29.933	20.446	50.379 (2)	86.31	0.039	12:06:03.037	
7 -	30.105	20.235	50.340 (1)	86.38		12:06:53.377	
8 -	32.695	22.393	55.088	78.93	4.748	12:07:48.465	

P5		102 U		James FEARN		Suzuki GSXR1000 - Greenplant satellite team	
IDEAL LAP TIME : 49.807		BEST LAP TIME : 49.807		DIFFERENCE : 0.000			
LAP	SECTOR 1	SECTOR 2	LAP TIME	MPH	DIFF	TIME OF DAY	
1 -		20.707	57.903	75.10	8.096	12:01:50.420	
2 -	31.132	20.181	51.313	84.74	1.506	12:02:41.733	
3 -	31.163	20.250	51.413	84.58	1.606	12:03:33.146	
4 -	30.323	20.109	50.432 (3)	86.22	0.625	12:04:23.578	
5 -	29.864	19.943	49.807 (1)	87.30		12:05:13.385	
6 -	30.058	19.981	50.039 (2)	86.90	0.232	12:06:03.424	
7 -	31.180	20.135	51.315	84.74	1.508	12:06:54.739	
8 -	32.319	21.697	54.016	80.50	4.209	12:07:48.755	

BMCRC - MRO Championships 2024 - Rnd 7 @ Brands Hatch Indy

BMCRC Thunderbike Ultra & Extreme

RACE 6 - SECTOR ANALYSIS



SECTOR 1 = FL to I1, SECTOR 2 = I1 to FL, DIFF = Difference To Personal Best Lap, P = Crossed Finish Line in Pit Lane, D = Time Disallowed

P6 23 U Justin ROSE		Yamaha R1 - J. Rose roofing services				
IDEAL LAP TIME : 50.887		BEST LAP TIME : 50.915		DIFFERENCE : 0.028		
LAP	SECTOR 1	SECTOR 2	LAP TIME	MPH	DIFF	TIME OF DAY
1 -		21.069	57.765	75.27	6.850	12:01:50.282
2 -	31.564	20.264	51.828	83.90	0.913	12:02:42.110
3 -	31.067	20.368	51.435	84.54	0.520	12:03:33.545
4 -	30.721	20.236	50.957 (2)	85.33	0.042	12:04:24.502
5 -	30.749	20.166	50.915 (1)	85.40		12:05:15.417
6 -	30.825	20.363	51.188 (3)	84.95	0.273	12:06:06.605
7 -	30.875	20.612	51.487	84.46	0.572	12:06:58.092
8 -	31.955	21.598	53.553	81.20	2.638	12:07:51.645

P7 85 U Clinton WOOD		Suzuki GSXR1000 - CLINTON WOOD				
IDEAL LAP TIME : 52.522		BEST LAP TIME : 52.579		DIFFERENCE : 0.057		
LAP	SECTOR 1	SECTOR 2	LAP TIME	MPH	DIFF	TIME OF DAY
1 -		21.777	1:02.557	69.51	9.978	12:01:55.074
2 -	32.121	21.271	53.392	81.44	0.813	12:02:48.466
3 -	31.763	21.152	52.915 (3)	82.18	0.336	12:03:41.381
4 -	31.987	21.467	53.454	81.35	0.875	12:04:34.835
5 -	31.524	21.055	52.579 (1)	82.70		12:05:27.414
6 -	31.787	20.998	52.785 (2)	82.38	0.206	12:06:20.199
7 -	31.850	21.497	53.347	81.51	0.768	12:07:13.546

P8 125 U Haydon SMITH		Kawasaki ZXR750R - Shelf & Rail Co.				
IDEAL LAP TIME : 51.978		BEST LAP TIME : 51.978		DIFFERENCE : 0.000		
LAP	SECTOR 1	SECTOR 2	LAP TIME	MPH	DIFF	TIME OF DAY
1 -		22.405	1:01.410	70.81	9.432	12:01:53.927
2 -	33.008	22.067	55.075	78.95	3.097	12:02:49.002
3 -	32.174	21.925	54.099	80.38	2.121	12:03:43.101
4 -	31.864	21.657	53.521	81.25	1.543	12:04:36.622
5 -	31.188	21.350	52.538 (2)	82.77	0.560	12:05:29.160
6 -	31.151	20.827	51.978 (1)	83.66		12:06:21.138
7 -	31.580	21.340	52.920 (3)	82.17	0.942	12:07:14.058

P9 20 U Connor SWYER		Suzuki GSXR 1000 K6 - WSC Performace & lleithyr farm & dad				
IDEAL LAP TIME : 52.265		BEST LAP TIME : 52.265		DIFFERENCE : 0.000		
LAP	SECTOR 1	SECTOR 2	LAP TIME	MPH	DIFF	TIME OF DAY
1 -		22.173	1:02.638	69.42	10.373	12:01:55.155
2 -	33.312	21.221	54.533	79.74	2.268	12:02:49.688
3 -	31.940	21.296	53.236	81.68	0.971	12:03:42.924
4 -	31.778	21.291	53.069 (3)	81.94	0.804	12:04:35.993
5 -	31.608	21.004	52.612 (2)	82.65	0.347	12:05:28.605
6 -	31.394	20.871	52.265 (1)	83.20		12:06:20.870
7 -	32.060	21.232	53.292	81.59	1.027	12:07:14.162

P10 46 U Simon GATES		Yamaha YZF R1 - T.A Roden LTD / Canine Plus Hydro				
IDEAL LAP TIME : 52.156		BEST LAP TIME : 52.156		DIFFERENCE : 0.000		
LAP	SECTOR 1	SECTOR 2	LAP TIME	MPH	DIFF	TIME OF DAY
1 -		21.807	1:02.113	70.01	9.957	12:01:54.630
2 -	33.504	21.387	54.891	79.22	2.735	12:02:49.521
3 -	32.680	20.985	53.665	81.03	1.509	12:03:43.186
4 -	32.346	21.109	53.455	81.35	1.299	12:04:36.641
5 -	31.943	20.708	52.651 (2)	82.59	0.495	12:05:29.292
6 -	31.534	20.622	52.156 (1)	83.37		12:06:21.448
7 -	31.962	21.435	53.397 (3)	81.43	1.241	12:07:14.845

BMCRC - MRO Championships 2024 - Rnd 7 @ Brands Hatch Indy

BMCRC Thunderbike Ultra & Extreme

RACE 6 - SECTOR ANALYSIS



SECTOR 1 = FL to I1, SECTOR 2 = I1 to FL, DIFF = Difference To Personal Best Lap, P = Crossed Finish Line in Pit Lane, D = Time Disallowed

P11 117 U		Raymond STAGG		Suzuki GSXR 750 -		
IDEAL LAP TIME : 52.667		BEST LAP TIME : 52.887		DIFFERENCE : 0.220		
LAP	SECTOR 1	SECTOR 2	LAP TIME	MPH	DIFF	TIME OF DAY
1 -		22.488	1:04.116	67.82	11.229	12:01:56.633
2 -	32.783	21.639	54.422	79.90	1.535	12:02:51.055
3 -	32.084	21.373	53.457	81.34	0.570	12:03:44.512
4 -	31.821	21.541	53.362 (2)	81.49	0.475	12:04:37.874
5 -	31.956	20.931	52.887 (1)	82.22		12:05:30.761
6 -	31.736	21.666	53.402 (3)	81.43	0.515	12:06:24.163
7 -	32.808	21.921	54.729	79.45	1.842	12:07:18.892

P12 48 E		Shaun WALLIS		Yamaha R6 (X) - MBC Despatch Racing		
IDEAL LAP TIME : 52.753		BEST LAP TIME : 52.895		DIFFERENCE : 0.142		
LAP	SECTOR 1	SECTOR 2	LAP TIME	MPH	DIFF	TIME OF DAY
1 -		22.273	1:03.813	68.14	10.918	12:01:56.330
2 -	32.773	21.465	54.238	80.17	1.343	12:02:50.568
3 -	32.493	21.090	53.583 (3)	81.15	0.688	12:03:44.151
4 -	32.200	22.288	54.488	79.80	1.593	12:04:38.639
5 -	31.842	21.053	52.895 (1)	82.21		12:05:31.534
6 -	31.700	21.379	53.079 (2)	81.92	0.184	12:06:24.613
7 -	32.708	22.289	54.997	79.06	2.102	12:07:19.610

P13 51 E		Paul BEESLEY		Aprilia MILLIE RSV -		
IDEAL LAP TIME : 54.824		BEST LAP TIME : 54.918		DIFFERENCE : 0.094		
LAP	SECTOR 1	SECTOR 2	LAP TIME	MPH	DIFF	TIME OF DAY
1 -		23.478	1:06.299	65.59	11.381	12:01:58.816
2 -	34.243	22.982	57.225	75.99	2.307	12:02:56.041
3 -	33.310	22.170	55.480	78.38	0.562	12:03:51.521
4 -	33.075	22.106	55.181 (3)	78.80	0.263	12:04:46.702
5 -	32.961	22.151	55.112 (2)	78.90	0.194	12:05:41.814
6 -	33.055	21.863	54.918 (1)	79.18		12:06:36.732
7 -	33.726	22.901	56.627	76.79	1.709	12:07:33.359

P14 4 U		Hayden KILLWORTH		Suzuki GSXR 1000 - GreenPlantUK - H11xy - Helmet City		
IDEAL LAP TIME : 53.702		BEST LAP TIME : 53.702		DIFFERENCE : 0.000		
LAP	SECTOR 1	SECTOR 2	LAP TIME	MPH	DIFF	TIME OF DAY
1 -		23.411	1:05.353	66.53	11.651	12:01:57.870
2 -	34.924	23.237	58.161	74.76	4.459	12:02:56.031
3 -	35.029	23.116	58.145	74.78	4.443	12:03:54.176
4 -	33.830	22.105	55.935 (3)	77.74	2.233	12:04:50.111
5 -	33.577	21.727	55.304 (2)	78.63	1.602	12:05:45.415
6 -	32.598	21.104	53.702 (1)	80.97		12:06:39.117
7 -	34.169	22.868	57.037	76.24	3.335	12:07:36.154

P15 17 U		Jordan KILLWORTH		Yamaha R1 4C8 - Greenplant/BK/Rabbit		
IDEAL LAP TIME : 55.102		BEST LAP TIME : 55.102		DIFFERENCE : 0.000		
LAP	SECTOR 1	SECTOR 2	LAP TIME	MPH	DIFF	TIME OF DAY
1 -		23.435	1:05.216	66.67	10.114	12:01:57.733
2 -	34.905	23.058	57.963	75.02	2.861	12:02:55.696
3 -	35.064	23.238	58.302	74.58	3.200	12:03:53.998
4 -	34.781	22.115	56.896	76.43	1.794	12:04:50.894
5 -	33.606	21.857	55.463 (2)	78.40	0.361	12:05:46.357
6 -	33.385	21.717	55.102 (1)	78.91		12:06:41.459
7 -	34.015	22.506	56.521 (3)	76.93	1.419	12:07:37.980

BMCRC - MRO Championships 2024 - Rnd 7 @ Brands Hatch Indy

BMCRC Thunderbike Ultra & Extreme

RACE 6 - SECTOR ANALYSIS



SECTOR 1 = FL to I1, SECTOR 2 = I1 to FL, DIFF = Difference To Personal Best Lap, P = Crossed Finish Line in Pit Lane, D = Time Disallowed

P16 88 E		George PRINOS		Ducati 996 - KAPPA PLANNING LTD			
IDEAL LAP TIME : 55.143		BEST LAP TIME : 55.143		DIFFERENCE : 0.000			
LAP	SECTOR 1	SECTOR 2	LAP TIME	MPH	DIFF	TIME OF DAY	
1 -		23.326	1:06.601	65.29	11.458	12:01:59.118	
2 -	35.045	22.778	57.823	75.20	2.680	12:02:56.941	
3 -	34.527	23.187	57.714	75.34	2.571	12:03:54.655	
4 -	34.496	22.453	56.949	76.35	1.806	12:04:51.604	
5 -	33.340	22.211	55.551 (2)	78.28	0.408	12:05:47.155	
6 -	33.041	22.102	55.143 (1)	78.86		12:06:42.298	
7 -	33.598	22.165	55.763 (3)	77.98	0.620	12:07:38.061	

P17 152 E		Sean GOLDSMITH		Kawasaki ZX7R - Vanguard motorsport			
IDEAL LAP TIME : 55.282		BEST LAP TIME : 55.282		DIFFERENCE : 0.000			
LAP	SECTOR 1	SECTOR 2	LAP TIME	MPH	DIFF	TIME OF DAY	
1 -		23.312	1:05.899	65.98	10.617	12:01:58.416	
2 -	35.265	22.519	57.784	75.25	2.502	12:02:56.200	
3 -	34.800	22.732	57.532	75.58	2.250	12:03:53.732	
4 -	33.934	22.390	56.324 (3)	77.20	1.042	12:04:50.056	
5 -	33.685	22.160	55.845 (2)	77.86	0.563	12:05:45.901	
6 -	33.415	21.867	55.282 (1)	78.66		12:06:41.183	
7 -	36.290	23.764	1:00.054	72.41	4.772	12:07:41.237	

P18 114 U		Richard BATE		Yamaha R1 - TEAM PSR			
IDEAL LAP TIME : 56.914		BEST LAP TIME : 57.161		DIFFERENCE : 0.247			
LAP	SECTOR 1	SECTOR 2	LAP TIME	MPH	DIFF	TIME OF DAY	
1 -		23.888	1:06.169	65.71	9.008	12:01:58.686	
2 -	35.221	22.955	58.176	74.74	1.015	12:02:56.862	
3 -	35.180	22.935	58.115	74.82	0.954	12:03:54.977	
4 -	34.480	22.681	57.161 (1)	76.07		12:04:52.138	
5 -	34.233	23.224	57.457 (2)	75.68	0.296	12:05:49.595	
6 -	35.147	22.937	58.084 (3)	74.86	0.923	12:06:47.679	
7 -	35.967	23.869	59.836	72.67	2.675	12:07:47.515	

P19 201 E		Ian KIRKBY		Suzuki GSXR -			
IDEAL LAP TIME : 59.414		BEST LAP TIME : 59.601		DIFFERENCE : 0.187			
LAP	SECTOR 1	SECTOR 2	LAP TIME	MPH	DIFF	TIME OF DAY	
1 -		23.383	1:07.034	64.87	7.433	12:01:59.551	
2 -	36.031	23.570	59.601 (1)	72.96		12:02:59.152	
3 -	36.160	23.909	1:00.069	72.39	0.468	12:03:59.221	
4 -	36.241	23.491	59.732 (2)	72.80	0.131	12:04:58.953	
5 -	36.345	23.864	1:00.209	72.22	0.608	12:05:59.162	
6 -	36.240	23.565	59.805 (3)	72.71	0.204	12:06:58.967	

P20 89 E		Daryl SKINNS		Suzuki GSXR 750 - Indoor Climate Systems UK LTD			
IDEAL LAP TIME : 58.658		BEST LAP TIME : 58.686		DIFFERENCE : 0.028			
LAP	SECTOR 1	SECTOR 2	LAP TIME	MPH	DIFF	TIME OF DAY	
1 -		24.807	1:11.572	60.75	12.886	12:02:04.089	
2 -	36.623	23.835	1:00.458	71.92	1.772	12:03:04.547	
3 -	36.279	23.572	59.851	72.65	1.165	12:04:04.398	
4 -	35.858	23.103	58.961 (2)	73.75	0.275	12:05:03.359	
5 -	36.117	23.083	59.200 (3)	73.45	0.514	12:06:02.559	
6 -	35.575	23.111	58.686 (1)	74.09		12:07:01.245	

BMCRC - MRO Championships 2024 - Rnd 7 @ Brands Hatch Indy

BMCRC Thunderbike Ultra & Extreme

RACE 6 - SECTOR ANALYSIS



SECTOR 1 = FL to I1, SECTOR 2 = I1 to FL, DIFF = Difference To Personal Best Lap, P = Crossed Finish Line in Pit Lane, D = Time Disallowed

P21 59 U		Andrew DENYER		Triumph 675 - me			
IDEAL LAP TIME : 50.898		BEST LAP TIME : 50.941		DIFFERENCE : 0.043			
LAP	SECTOR 1	SECTOR 2	LAP TIME	MPH	DIFF	TIME OF DAY	
1 -		21.025	57.341	75.83	6.400	12:01:49.858	
2 -	30.994	20.691	51.685	84.13	0.744	12:02:41.543	
3 -	31.120	20.594	51.714	84.08	0.773	12:03:33.257	
4 -	30.792	20.460	51.252 (3)	84.84	0.311	12:04:24.509	
5 -	30.438	20.503	50.941 (1)	85.36		12:05:15.450	
6 -	30.584	20.478	51.062 (2)	85.16	0.121	12:06:06.512	
7 -	31.046	20.913	51.959	83.69	1.018	12:06:58.471	
8 -	33.343	21.375	54.718	79.47	3.777	12:07:53.189	

P22 33 E		Mark BISWELL		Yamaha YZF-R6 - Bizzle Bikesport			
IDEAL LAP TIME : 53.326		BEST LAP TIME : 53.345		DIFFERENCE : 0.019			
LAP	SECTOR 1	SECTOR 2	LAP TIME	MPH	DIFF	TIME OF DAY	
1 -		22.014	1:03.354	68.63	10.009	12:01:55.871	
2 -	32.981	21.451	54.432	79.89	1.087	12:02:50.303	
3 -	32.455	21.288	53.743	80.91	0.398	12:03:44.046	
4 -	32.210	21.232	53.442	81.37	0.097	12:04:37.488	
5 -	32.114	21.284	53.398 (2)	81.43	0.053	12:05:30.886	
6 -	32.145	21.260	53.405 (3)	81.42	0.060	12:06:24.291	
7 -	32.094	21.251	53.345 (1)	81.51		12:07:17.636	

BMCRC - MRO Championships 2024 - Rnd 7 @ Brands Hatch Indy

BMCRC Thunderbike Ultra & Extreme

RACE 6 - STATISTICS

Competitors Started	22
Planned Start	2024-09-22 @ 12:00:00.000
Actual Start	2024-09-22 @ 12:00:52.516
Finish Time	2024-09-22 @ 12:06:58.966
Track Length	1.2079mi.
Total Laps	159
Total Distance Covered	192.0633mi.

Session Fastest Lap History

NO	CL	NAME	LAP TIME	TIME OF DAY	LAP	VEHICLE
5	U	Kieran SMITH	51.144	12:02:39.948	2	Suzuki GSXR 1000 K1
800	U	Morgan CREASEY	50.800	12:02:40.568	2	Suzuki GSXR 1000 K7
5	U	Kieran SMITH	49.715	12:03:29.663	3	Suzuki GSXR 1000 K1
5	U	Kieran SMITH	49.197	12:04:18.860	4	Suzuki GSXR 1000 K1
5	U	Kieran SMITH	48.838	12:05:07.698	5	Suzuki GSXR 1000 K1

Session Leader History

NO	CL	NAME	FROM LAP	LAPS LED	DISTANCE	VEHICLE
5	U	Kieran SMITH	1	8	9.66 miles	Suzuki GSXR 1000 K1

Flag History

TYPE	TIME OF DAY
GREEN	12:00:52.516
FINISH	12:06:58.966

Flag Statistics

TYPE	COUNT	TOTAL LAPS	TOTAL TIME
Green	1	8	11:57.692
Red	0	0	0.000
Safety Car	0	0	0.000
FCY	0	0	0.000

BMCRC - MRO Championships 2024 - Rnd 7 @ Brands Hatch Indy

BMCRC Thunderbike Ultra & Extreme

RACE 6 - STATISTICS

CLASS : E

7 Starters

Fastest Lap History

NO	NAME	LAP TIME	TIME OF DAY	LAP	VEHICLE
33	Mark BISWELL	54.432	12:02:50.303	2	Yamaha YZF-R6
48	Shaun WALLIS	54.238	12:02:50.568	2	Yamaha R6 (X)
33	Mark BISWELL	53.743	12:03:44.046	3	Yamaha YZF-R6
48	Shaun WALLIS	53.583	12:03:44.151	3	Yamaha R6 (X)
33	Mark BISWELL	53.442	12:04:37.488	4	Yamaha YZF-R6
33	Mark BISWELL	53.398	12:05:30.886	5	Yamaha YZF-R6
48	Shaun WALLIS	52.895	12:05:31.534	5	Yamaha R6 (X)

Leader History

NO	NAME	FROM LAP	LAPS LED	DISTANCE	VEHICLE
33	Mark BISWELL	1	7	8.45 miles	Yamaha YZF-R6

BMCRC - MRO Championships 2024 - Rnd 7 @ Brands Hatch Indy

BMCRC Thunderbike Ultra & Extreme

RACE 6 - STATISTICS

CLASS : U

15 Starters

Fastest Lap History

NO	NAME	LAP TIME	TIME OF DAY	LAP	VEHICLE
5	Kieran SMITH	51.144	12:02:39.948	2	Suzuki GSXR 1000 K1
800	Morgan CREASEY	50.800	12:02:40.568	2	Suzuki GSXR 1000 K7
5	Kieran SMITH	49.715	12:03:29.663	3	Suzuki GSXR 1000 K1
5	Kieran SMITH	49.197	12:04:18.860	4	Suzuki GSXR 1000 K1
5	Kieran SMITH	48.838	12:05:07.698	5	Suzuki GSXR 1000 K1

Leader History

NO	NAME	FROM LAP	LAPS LED	DISTANCE	VEHICLE
5	Kieran SMITH	1	8	9.66 miles	Suzuki GSXR 1000 K1



BMCRC - MRO Championships 2024 - Rnd 7 @ Brands Hatch Indy

BMCRC Thunderbike Ultra & Extreme

RACE 16 - GRID (12 Laps)

ROW 9	27	169	Cory SMITH	26	47	Daryl DANCE	25	40	Malcolm BATE
ROW 8	24	129	Derek CRIPPS	23	31	Max MACRAE	22	201	Ian KIRKBY
ROW 7	21	89	Daryl SKINNS	20	114	Richard BATE	19	152	Sean GOLDSMITH
ROW 6	18	88	George PRINOS	17	17	Jordan KILLWORTH	16	51	Paul BEESLEY
ROW 5	15	4	Hayden KILLWORTH	14	33	Mark BISWELL	13	48	Shaun WALLIS
ROW 4	12	117	Raymond STAGG	11	85	Clinton WOOD	10	20	Connor SWYER
ROW 3	9	46	Simon GATES	8	125	Haydon SMITH	7	59	Andrew DENYER
ROW 2	6	23	Justin ROSE	5	19	Tyler DONOVAN	4	78	Jamie THOMAS
ROW 1	3	800	Morgan CREASEY	2	102	James FEARN	1	5	Kieran SMITH
Pole									

These results are provisional until the conclusion of any judicial and technical matters.

Brands Hatch Indy: 1.2079 miles

Clerk Of Course:	Stewards:	Timekeeper: Richard Evans	
------------------	-----------	---------------------------	--

Results can be found at www.tsl-timing.com

Printed - 12:18 Sunday, 22 September 2024





BMCRC - MRO Championships 2024 - Rnd 7 @ Brands Hatch Indy

BMCRC Thunderbike Ultra & Extreme

RACE 16 - CLASSIFICATION

Race Distance: 12 Laps / 14.49 miles

POS	NO	CL	PIC	NAME	ENTRY	LAPS	TIME	GAP	DIFF	MPH	BEST	ON	GRD	↑↓
1	5	U	1	Kieran SMITH	Suzuki GSXR 1000 K1 -	12	9:57.502			87.33	48.637	6	1	0
2	800	U	2	Morgan CREASEY	Suzuki GSXR 1000 K7 - Warics Ltd	12	9:58.829	1.327	1.327	87.14	49.047	4	3	1
3	78	U	3	Jamie THOMAS	Suzuki GSXR 1000 - Team RubyRacing	12	10:06.694	9.192	7.865	86.01	49.473	3	4	1
4	102	U	4	James FEARN	Suzuki GSXR1000 - Greenplant satellite team	12	10:11.486	13.984	4.792	85.33	49.911	3	2	-2
5	85	U	5	Clinton WOOD	Suzuki GSXR1000 - CLINTON WOOD	12	10:16.131	18.629	4.645	84.69	50.338	8	11	6
6	19	U	6	Tyler DONOVAN	Kawasaki ZX10R - Tinder Corp	12	10:16.274	18.772	0.143	84.67	50.451	4	5	-1
7	23	U	7	Justin ROSE	Yamaha R1 - J. Rose roofing services	12	10:17.359	19.857	1.085	84.52	50.366	10	6	-1
8	59	U	8	Andrew DENYER	Triumph 675 - me	12	10:25.056	27.554	7.697	83.48	51.036	8	7	-1
9	46	U	9	Simon GATES	Yamaha YZF R1 - T.A Roden LTD / Canine Plus Hydro	12	10:25.348	27.846	0.292	83.44	50.551	11	9	0
10	125	U	10	Haydon SMITH	Kawasaki ZXR750R - Shelf & Rail Co.	12	10:27.628	30.126	2.280	83.14	51.383	7	8	-2
11	17	U	11	Jordan KILLWORTH	Yamaha R1 4C8 - Greenplant/BK/Rabbit	12	10:27.633	30.131	0.005	83.14	51.258	11	17	6
12	20	U	12	Connor SWYER	Suzuki GSXR 1000 K6 - WSC Performance & lleithyr farm & d	12	10:29.020	31.518	1.387	82.95	51.317	9	10	-2
13	4	U	13	Hayden KILLWORTH	Suzuki GSXR 1000 - GreenPlantUK - H11xy - Helmet City	12	10:29.304	31.802	0.284	82.92	51.316	7	15	2
14	48	E	1	Shaun WALLIS	Yamaha R6 (X) - MBC Despatch Racing	12	10:33.481	35.979	4.177	82.37	51.819	6	13	-1
15	117	U	14	Raymond STAGG	Suzuki GSXR 750 -	12	10:47.157	49.655	13.676	80.63	52.188	3	12	-3
16	152	E	2	Sean GOLDSMITH	Kawasaki ZX7R - Vanguard motorsport	11	10:02.432	1 Lap	1 Lap	79.40	54.001	10	19	3
17	51	E	3	Paul BEESLEY	Aprilia MILLIE RSV -	11	10:06.875	1 Lap	4.443	78.82	54.306	11	16	-1
18	114	U	15	Richard BATE	Yamaha R1 - TEAM PSR	11	10:08.940	1 Lap	2.065	78.55	54.355	10	20	2
19	88	E	4	George PRINOS	Ducati 996 - KAPPA PLANNING LTD	11	10:21.344	1 Lap	12.404	76.98	54.567	4	18	-1
20	89	E	5	Daryl SKINNS	Suzuki GSXR 750 - Indoor Climate Systems UK LTD	11	10:39.497	1 Lap	18.153	74.80	56.891	9	21	1
21	201	E	6	Ian KIRKBY	Suzuki GSXR -	11	10:45.378	1 Lap	5.881	74.11	57.525	5	22	1

FASTEST LAP

5	U	Kieran SMITH	Suzuki GSXR 1000 K1 -	6	48.637	89.40 mph	143.89 kph
48	E	Shaun WALLIS	Yamaha R6 (X) - MBC Despatch Racing	6	51.819	83.91 mph	135.05 kph

Comments:

Class U - 92.5% of Race Speed = 80.78 mph

Class E - 92.5% of Race Speed = 76.19 mph

Weather / Track : Cloudy / Dry

Date: 22/09/2024 Start: 15:46 Finish: 15:55

These results are provisional until the conclusion of any judicial and technical matters.

Brands Hatch Indy: 1.2079 miles

Clerk Of Course:	Stewards:	Timekeeper: Richard Evans	
------------------	-----------	---------------------------	--

Results can be found at www.tsl-timing.com

Printed - 15:57 Sunday, 22 September 2024



BMCRC - MRO Championships 2024 - Rnd 7 @ Brands Hatch Indy

BMCRC Thunderbike Ultra & Extreme

RACE 16 - LAP CHART

LAP 1 @ 15:46:55.110

NO	BEHIND	LAP TIME
5		54.294
800	0.475	54.769
102	1.044	55.338
19	1.452	55.746
78	2.166	56.460
125	2.744	57.038
23	2.780	57.074
85	3.058	57.352
46	3.788	58.082
59	3.800	58.094
17	4.346	58.640
48	4.903	59.197
20	5.026	59.320
4	5.118	59.412
117	5.567	59.861
152	6.364	1:00.658
51	7.031	1:01.325
114	8.052	1:02.346
88	8.470	1:02.764
201	11.150	1:05.444
89	11.324	1:05.618

LAP 2 @ 15:47:44.476

NO	BEHIND	LAP TIME
5		49.366
800	0.766	49.657
102	1.644	49.966
78	2.873	50.073
19	3.008	50.922
125	5.920	52.542
23	5.992	52.578
85	6.008	52.316
46	6.345	51.923
59	6.653	52.219
17	6.953	51.973
48	7.887	52.350
20	8.209	52.549
4	8.365	52.613
117	9.075	52.874
152	11.029	54.031
51	12.579	54.914
114	13.418	54.732
88	13.928	54.824
201	20.074	58.290
89	20.110	58.152

LAP 3 @ 15:48:34.569

NO	BEHIND	LAP TIME
5		50.093
800	0.079	49.406
102	1.462	49.911
78	2.253	49.473
19	3.391	50.476
85	6.944	51.029
23	7.825	51.926
125	7.858	52.031
59	8.230	51.670
46	8.579	52.327
17	9.544	52.684
48	10.149	52.355
20	10.173	52.057
4	10.375	52.103

LAP 4 @ 15:49:23.321

NO	BEHIND	LAP TIME
5		48.752
800	0.374	49.047
102	2.816	50.106
78	3.215	49.714
19	5.090	50.451
85	8.862	50.670
23	9.805	50.732
125	11.010	51.904
59	11.153	51.675
46	11.331	51.504
17	12.651	51.859
48	13.873	52.476
20	13.893	52.472
4	14.197	52.574
117	15.017	52.599
152	20.688	54.184
51	22.663	54.362
114	23.778	54.504
88	24.669	54.567
89	35.972	57.644
201	37.488	57.837

LAP 5 @ 15:50:12.133

NO	BEHIND	LAP TIME
5		48.812
800	0.864	49.302
78	4.631	50.228
102	4.646	50.642
19	7.225	50.947
85	10.973	50.923
23	11.789	50.796
125	14.181	51.983
59	14.277	51.936
46	14.443	51.924
17	15.977	52.138
20	16.532	51.451
4	16.968	51.583
48	17.469	52.408
117	19.862	53.657
152	26.205	54.329
51	28.506	54.655
114	29.856	54.890
88	31.180	55.323
89	44.436	57.276
201	46.201	57.525

LAP 6 @ 15:51:00.770

NO	BEHIND	LAP TIME
5		48.637
800	1.590	49.363
78	6.020	50.026
102	6.532	50.523
19	9.533	50.945
85	12.909	50.573

LAP 7 @ 15:51:50.265

NO	BEHIND	LAP TIME
5		49.495
800	1.941	49.846
89	1 Lap	57.226
201	1 Lap	57.636
78	6.255	49.730
102	7.335	50.298
19	10.692	50.654
85	13.871	50.457
23	14.875	50.539
59	18.791	51.267
46	19.109	51.258
125	19.115	51.383
17	20.883	51.419
20	21.353	51.409
4	21.556	51.316
48	23.094	51.938
117	29.715	54.177
152	36.346	54.027
51	39.545	54.610
114	41.030	54.571
88	44.670	56.203

LAP 8 @ 15:52:39.108

NO	BEHIND	LAP TIME
5		48.843
800	2.514	49.416
78	7.709	50.297
102	9.146	50.654
89	1 Lap	57.485
19	13.147	51.298
201	1 Lap	57.964
85	15.366	50.338
23	16.569	50.537
59	20.984	51.036
125	22.488	52.216
46	22.631	52.365
17	23.552	51.512
20	24.057	51.547
4	24.382	51.669
48	26.368	52.117
117	34.289	53.417
152	41.717	54.214
51	45.416	54.714
114	46.810	54.623

LAP 9 @ 15:53:28.330

NO	BEHIND	LAP TIME
5		49.222

LAP 10 @ 15:54:18.145

NO	BEHIND	LAP TIME
5		49.815
51	1 Lap	54.546
800	2.321	49.569
114	1 Lap	54.560
78	9.098	50.328
88	1 Lap	57.158
102	10.780	50.532
19	16.431	51.125
85	17.578	50.513
23	18.866	50.366
59	24.867	51.636
46	26.466	51.328
89	1 Lap	56.891
125	27.136	52.056
17	27.772	51.756
20	28.263	51.926
4	28.665	51.794
48	31.563	52.338
201	1 Lap	58.883
117	43.233	53.514

LAP 11 @ 15:55:07.987

NO	BEHIND	LAP TIME
5		49.842
152	1 Lap	54.001
800	2.226	49.747
51	1 Lap	54.315
114	1 Lap	54.355
78	9.075	49.819
102	11.341	50.403
88	1 Lap	56.620
19	17.907	51.318
85	18.149	50.413
23	19.762	50.738
59	26.322	51.297
46	27.175	50.551
125	28.750	51.456
17	29.188	51.258
20	30.182	51.761
4	30.533	51.710
48	34.357	52.636
89	1 Lap	57.160
201	1 Lap	58.071
117	46.367	52.976

LAP 12 @ 15:55:58.318

NO	BEHIND	LAP TIME
5		50.331
800	1.327	49.432
152	1 Lap	54.292
78	9.192	50.448
51	1 Lap	54.306
114	1 Lap	54.923
102	13.984	52.974
85	18.629	50.811
19	18.772	51.196
23	19.857	50.426
88	1 Lap	56.754
59	27.554	51.563
46	27.846	51.002
125	30.126	51.707
17	30.131	51.274
20	31.518	51.667
4	31.802	51.600
48	35.979	51.953
89	1 Lap	57.923
201	1 Lap	57.573
117	49.655	53.619

Weather / Track : Cloudy / Dry

Brands Hatch Indy: 1.2079 miles
Date: 22/09/2024 Start: 15:46 Finish: 15:55

Results can be found at www.tsl-timing.com

Printed - 15:58 Sunday, 22 September 2024

BMCRC - MRO Championships 2024 - Rnd 7 @ Brands Hatch Indy

BMCRC Thunderbike Ultra & Extreme

RACE 16 - POSITION CHART

No	Name	Lap Pos	Lap												
			1	2	3	4	5	6	7	8	9	10	11	12	
5	SMITH	1	5	5	5	5	5	5	5	5	5	5	5	5	5
102	FEARN	2	800	800	800	800	800	800	800	800	800	800	800	800	800
800	CREASEY	3	102	102	102	102	78	78	78	78	78	78	78	78	78
78	THOMAS	4	19	78	78	78	102	102	102	102	102	102	102	102	102
19	DONOVAN	5	78	19	19	19	19	19	19	19	19	19	19	19	85
23	ROSE	6	125	125	85	85	85	85	85	85	85	85	85	85	19
59	DENYER	7	23	23	23	23	23	23	23	23	23	23	23	23	23
125	SMITH	8	85	85	125	125	125	59	59	59	59	59	59	59	59
46	GATES	9	46	46	59	59	59	125	46	125	125	46	46	46	46
20	SWYER	10	59	59	46	46	46	46	125	46	46	125	125	125	125
85	WOOD	11	17	17	17	17	17	17	17	17	17	17	17	17	17
117	STAGG	12	48	48	48	48	20	20	20	20	20	20	20	20	20
48	WALLIS	13	20	20	20	20	4	4	4	4	4	4	4	4	4
4	KILLWORTH	14	4	4	4	4	48	48	48	48	48	48	48	48	48
51	BEESELEY	15	117	117	117	117	117	117	117	117	117	117	117	117	117
17	KILLWORTH	16	152	152	152	152	152	152	152	152	152	152	152	152	152
88	PRINOS	17	51	51	51	51	51	51	51	51	51	51	51	51	51
152	GOLDSMITH	18	114	114	114	114	114	114	114	114	114	114	114	114	114
114	BATE	19	88	88	88	88	88	88	88	88	88	88	88	88	88
89	SKINNS	20	201	201	89	89	89	89	89	89	89	89	89	89	89
201	KIRKBY	21	89	89	201	201	201	201	201	201	201	201	201	201	201

BMCRC - MRO Championships 2024 - Rnd 7 @ Brands Hatch Indy

BMCRC Thunderbike Ultra & Extreme

RACE 16 - SECTOR ANALYSIS



SECTOR 1 = FL to I1, SECTOR 2 = I1 to FL, DIFF = Difference To Personal Best Lap, P = Crossed Finish Line in Pit Lane, D = Time Disallowed

P1		5 U		Kieran SMITH		Suzuki GSXR 1000 K1 -	
IDEAL LAP TIME : 48.637		BEST LAP TIME : 48.637		DIFFERENCE : 0.000			
LAP	SECTOR 1	SECTOR 2	LAP TIME	MPH	DIFF	TIME OF DAY	
1 -		20.165	54.294	80.09	5.657	15:46:55.110	
2 -	29.488	19.878	49.366	88.08	0.729	15:47:44.476	
3 -	29.932	20.161	50.093	86.81	1.456	15:48:34.569	
4 -	29.158	19.594	48.752 (2)	89.19	0.115	15:49:23.321	
5 -	29.131	19.681	48.812 (3)	89.08	0.175	15:50:12.133	
6 -	29.061	19.576	48.637 (1)	89.40		15:51:00.770	
7 -	29.669	19.826	49.495	87.85	0.858	15:51:50.265	
8 -	29.162	19.681	48.843	89.03	0.206	15:52:39.108	
9 -	29.414	19.808	49.222	88.34	0.585	15:53:28.330	
10 -	29.511	20.304	49.815	87.29	1.178	15:54:18.145	
11 -	29.368	20.474	49.842	87.24	1.205	15:55:07.987	
12 -	30.220	20.111	50.331	86.40	1.694	15:55:58.318	

P2		800 U		Morgan CREASEY		Suzuki GSXR 1000 K7 - Warics Ltd	
IDEAL LAP TIME : 48.917		BEST LAP TIME : 49.047		DIFFERENCE : 0.130			
LAP	SECTOR 1	SECTOR 2	LAP TIME	MPH	DIFF	TIME OF DAY	
1 -		20.054	54.769	79.39	5.722	15:46:55.585	
2 -	29.762	19.895	49.657	87.57	0.610	15:47:45.242	
3 -	29.655	19.751	49.406	88.01	0.359	15:48:34.648	
4 -	29.503	19.544	49.047 (1)	88.66		15:49:23.695	
5 -	29.451	19.851	49.302 (3)	88.20	0.255	15:50:12.997	
6 -	29.542	19.821	49.363	88.09	0.316	15:51:02.360	
7 -	29.875	19.971	49.846	87.24	0.799	15:51:52.206	
8 -	29.640	19.776	49.416	87.99	0.369	15:52:41.622	
9 -	29.373	19.902	49.275 (2)	88.25	0.228	15:53:30.897	
10 -	29.747	19.822	49.569	87.72	0.522	15:54:20.466	
11 -	30.019	19.728	49.747	87.41	0.700	15:55:10.213	
12 -	29.629	19.803	49.432	87.97	0.385	15:55:59.645	

P3		78 U		Jamie THOMAS		Suzuki GSXR 1000 - Team RubyRacing	
IDEAL LAP TIME : 49.431		BEST LAP TIME : 49.473		DIFFERENCE : 0.042			
LAP	SECTOR 1	SECTOR 2	LAP TIME	MPH	DIFF	TIME OF DAY	
1 -		20.122	56.460	77.02	6.987	15:46:57.276	
2 -	29.826	20.247	50.073	86.84	0.600	15:47:47.349	
3 -	29.833	19.640	49.473 (1)	87.89		15:48:36.822	
4 -	29.899	19.815	49.714 (2)	87.47	0.241	15:49:26.536	
5 -	30.292	19.936	50.228	86.57	0.755	15:50:16.764	
6 -	29.996	20.030	50.026	86.92	0.553	15:51:06.790	
7 -	29.791	19.939	49.730 (3)	87.44	0.257	15:51:56.520	
8 -	30.194	20.103	50.297	86.45	0.824	15:52:46.817	
9 -	30.053	20.045	50.098	86.80	0.625	15:53:36.915	
10 -	30.093	20.235	50.328	86.40	0.855	15:54:27.243	
11 -	29.930	19.889	49.819	87.28	0.346	15:55:17.062	
12 -	30.494	19.954	50.448	86.19	0.975	15:56:07.510	

BMCRC - MRO Championships 2024 - Rnd 7 @ Brands Hatch Indy

BMCRC Thunderbike Ultra & Extreme

RACE 16 - SECTOR ANALYSIS



SECTOR 1 = FL to I1, SECTOR 2 = I1 to FL, DIFF = Difference To Personal Best Lap, P = Crossed Finish Line in Pit Lane, D = Time Disallowed

P4	102 U	James FEARN	Suzuki GSXR1000 - Greenplant satellite team			
IDEAL LAP TIME : 49.894		BEST LAP TIME : 49.911	DIFFERENCE : 0.017			

LAP	SECTOR 1	SECTOR 2	LAP TIME	MPH	DIFF	TIME OF DAY
1 -		20.125	55.338	78.58	5.427	15:46:56.154
2 -	29.964	20.002	49.966 (2)	87.03	0.055	15:47:46.120
3 -	29.892	20.019	49.911 (1)	87.12		15:48:36.031
4 -	29.907	20.199	50.106 (3)	86.78	0.195	15:49:26.137
5 -	30.394	20.248	50.642	85.86	0.731	15:50:16.779
6 -	30.400	20.123	50.523	86.07	0.612	15:51:07.302
7 -	30.226	20.072	50.298	86.45	0.387	15:51:57.600
8 -	30.496	20.158	50.654	85.84	0.743	15:52:48.254
9 -	30.051	20.088	50.139	86.73	0.228	15:53:38.393
10 -	30.322	20.210	50.532	86.05	0.621	15:54:28.925
11 -	30.256	20.147	50.403	86.27	0.492	15:55:19.328
12 -	32.052	20.922	52.974	82.08	3.063	15:56:12.302

P5	85 U	Clinton WOOD	Suzuki GSXR1000 - CLINTON WOOD			
IDEAL LAP TIME : 50.289		BEST LAP TIME : 50.338	DIFFERENCE : 0.049			

LAP	SECTOR 1	SECTOR 2	LAP TIME	MPH	DIFF	TIME OF DAY
1 -		20.432	57.352	75.82	7.014	15:46:58.168
2 -	31.372	20.944	52.316	83.12	1.978	15:47:50.484
3 -	30.676	20.353	51.029	85.21	0.691	15:48:41.513
4 -	30.254	20.416	50.670	85.82	0.332	15:49:32.183
5 -	30.383	20.540	50.923	85.39	0.585	15:50:23.106
6 -	30.224	20.349	50.573	85.98	0.235	15:51:13.679
7 -	30.138	20.319	50.457 (3)	86.18	0.119	15:52:04.136
8 -	30.187	20.151	50.338 (1)	86.38		15:52:54.474
9 -	30.538	20.198	50.736	85.71	0.398	15:53:45.210
10 -	30.291	20.222	50.513	86.08	0.175	15:54:35.723
11 -	30.143	20.270	50.413 (2)	86.25	0.075	15:55:26.136
12 -	30.537	20.274	50.811	85.58	0.473	15:56:16.947

P6	19 U	Tyler DONOVAN	Kawasaki ZX10R - Tinder Corp			
IDEAL LAP TIME : 50.450		BEST LAP TIME : 50.451	DIFFERENCE : 0.001			

LAP	SECTOR 1	SECTOR 2	LAP TIME	MPH	DIFF	TIME OF DAY
1 -		20.257	55.746	78.00	5.295	15:46:56.562
2 -	30.425	20.497	50.922	85.39	0.471	15:47:47.484
3 -	30.197	20.279	50.476 (2)	86.15	0.025	15:48:37.960
4 -	30.193	20.258	50.451 (1)	86.19		15:49:28.411
5 -	30.567	20.380	50.947	85.35	0.496	15:50:19.358
6 -	30.291	20.654	50.945	85.35	0.494	15:51:10.303
7 -	30.259	20.395	50.654 (3)	85.84	0.203	15:52:00.957
8 -	30.278	21.020	51.298	84.77	0.847	15:52:52.255
9 -	30.564	20.632	51.196	84.94	0.745	15:53:43.451
10 -	30.482	20.643	51.125	85.05	0.674	15:54:34.576
11 -	30.669	20.649	51.318	84.73	0.867	15:55:25.894
12 -	30.435	20.761	51.196	84.94	0.745	15:56:17.090

BMCRC - MRO Championships 2024 - Rnd 7 @ Brands Hatch Indy

BMCRC Thunderbike Ultra & Extreme

RACE 16 - SECTOR ANALYSIS



SECTOR 1 = FL to I1, SECTOR 2 = I1 to FL, DIFF = Difference To Personal Best Lap, P = Crossed Finish Line in Pit Lane, D = Time Disallowed

P7 23 U Justin ROSE		Yamaha R1 - J. Rose roofing services				
IDEAL LAP TIME : 50.348		BEST LAP TIME : 50.366		DIFFERENCE : 0.018		
LAP	SECTOR 1	SECTOR 2	LAP TIME	MPH	DIFF	TIME OF DAY
1 -		20.564	57.074	76.19	6.708	15:46:57.890
2 -	31.837	20.741	52.578	82.70	2.212	15:47:50.468
3 -	31.421	20.505	51.926	83.74	1.560	15:48:42.394
4 -	30.445	20.287	50.732	85.71	0.366	15:49:33.126
5 -	30.674	20.122	50.796	85.60	0.430	15:50:23.922
6 -	30.618	20.061	50.679	85.80	0.313	15:51:14.601
7 -	30.463	20.076	50.539	86.04	0.173	15:52:05.140
8 -	30.358	20.179	50.537 (3)	86.04	0.171	15:52:55.677
9 -	30.701	20.267	50.968	85.32	0.602	15:53:46.645
10 -	30.376	19.990	50.366 (1)	86.34		15:54:37.011
11 -	30.451	20.287	50.738	85.70	0.372	15:55:27.749
12 -	30.358	20.068	50.426 (2)	86.23	0.060	15:56:18.175

P8 59 U Andrew DENYER		Triumph 675 - me				
IDEAL LAP TIME : 50.953		BEST LAP TIME : 51.036		DIFFERENCE : 0.083		
LAP	SECTOR 1	SECTOR 2	LAP TIME	MPH	DIFF	TIME OF DAY
1 -		21.148	58.094	74.85	7.058	15:46:58.910
2 -	31.742	20.477	52.219	83.27	1.183	15:47:51.129
3 -	31.216	20.454	51.670	84.16	0.634	15:48:42.799
4 -	30.982	20.693	51.675	84.15	0.639	15:49:34.474
5 -	31.230	20.706	51.936	83.73	0.900	15:50:26.410
6 -	30.738	20.641	51.379	84.63	0.343	15:51:17.789
7 -	30.622	20.645	51.267 (2)	84.82	0.231	15:52:09.056
8 -	30.499	20.537	51.036 (1)	85.20		15:53:00.092
9 -	30.568	20.716	51.284 (3)	84.79	0.248	15:53:51.376
10 -	31.054	20.582	51.636	84.21	0.600	15:54:43.012
11 -	30.833	20.464	51.297	84.77	0.261	15:55:34.309
12 -	30.821	20.742	51.563	84.33	0.527	15:56:25.872

P9 46 U Simon GATES		Yamaha YZF R1 - T.A Roden LTD / Canine Plus Hydro				
IDEAL LAP TIME : 50.551		BEST LAP TIME : 50.551		DIFFERENCE : 0.000		
LAP	SECTOR 1	SECTOR 2	LAP TIME	MPH	DIFF	TIME OF DAY
1 -		20.904	58.082	74.86	7.531	15:46:58.898
2 -	31.350	20.573	51.923	83.75	1.372	15:47:50.821
3 -	31.811	20.516	52.327	83.10	1.776	15:48:43.148
4 -	30.911	20.593	51.504	84.43	0.953	15:49:34.652
5 -	31.256	20.668	51.924	83.74	1.373	15:50:26.576
6 -	31.039	20.501	51.540	84.37	0.989	15:51:18.116
7 -	31.041	20.217	51.258 (3)	84.83	0.707	15:52:09.374
8 -	31.607	20.758	52.365	83.04	1.814	15:53:01.739
9 -	30.874	20.670	51.544	84.36	0.993	15:53:53.283
10 -	30.850	20.478	51.328	84.72	0.777	15:54:44.611
11 -	30.411	20.140	50.551 (1)	86.02		15:55:35.162
12 -	30.450	20.552	51.002 (2)	85.26	0.451	15:56:26.164

BMCRC - MRO Championships 2024 - Rnd 7 @ Brands Hatch Indy

BMCRC Thunderbike Ultra & Extreme

RACE 16 - SECTOR ANALYSIS



SECTOR 1 = FL to I1, SECTOR 2 = I1 to FL, DIFF = Difference To Personal Best Lap, P = Crossed Finish Line in Pit Lane, D = Time Disallowed

P10 125 U		Haydon SMITH		Kawasaki ZXR750R - Shelf & Rail Co.			
IDEAL LAP TIME : 51.212		BEST LAP TIME : 51.383		DIFFERENCE : 0.171			
LAP	SECTOR 1	SECTOR 2	LAP TIME	MPH	DIFF	TIME OF DAY	
1 -		20.910	57.038	76.24	5.655	15:46:57.854	
2 -	31.406	21.136	52.542	82.76	1.159	15:47:50.396	
3 -	31.366	20.665	52.031	83.57	0.648	15:48:42.427	
4 -	31.143	20.761	51.904	83.78	0.521	15:49:34.331	
5 -	31.216	20.767	51.983	83.65	0.600	15:50:26.314	
6 -	31.100	20.583	51.683	84.13	0.300	15:51:17.997	
7 -	30.629	20.754	51.383 (1)	84.63		15:52:09.380	
8 -	31.572	20.644	52.216	83.28	0.833	15:53:01.596	
9 -	30.915	20.714	51.629 (3)	84.22	0.246	15:53:53.225	
10 -	31.363	20.693	52.056	83.53	0.673	15:54:45.281	
11 -	30.675	20.781	51.456 (2)	84.51	0.073	15:55:36.737	
12 -	30.868	20.839	51.707	84.10	0.324	15:56:28.444	

P11 17 U		Jordan KILLWORTH		Yamaha R1 4C8 - Greenplant/BK/Rabbit			
IDEAL LAP TIME : 51.126		BEST LAP TIME : 51.258		DIFFERENCE : 0.132			
LAP	SECTOR 1	SECTOR 2	LAP TIME	MPH	DIFF	TIME OF DAY	
1 -		20.967	58.640	74.15	7.382	15:46:59.456	
2 -	31.527	20.446	51.973	83.67	0.715	15:47:51.429	
3 -	31.931	20.753	52.684	82.54	1.426	15:48:44.113	
4 -	31.351	20.508	51.859	83.85	0.601	15:49:35.972	
5 -	31.494	20.644	52.138	83.40	0.880	15:50:28.110	
6 -	31.235	20.384	51.619	84.24	0.361	15:51:19.729	
7 -	30.978	20.441	51.419 (3)	84.57	0.161	15:52:11.148	
8 -	31.081	20.431	51.512	84.41	0.254	15:53:02.660	
9 -	31.107	20.394	51.501	84.43	0.243	15:53:54.161	
10 -	31.320	20.436	51.756	84.02	0.498	15:54:45.917	
11 -	30.841	20.417	51.258 (1)	84.83		15:55:37.175	
12 -	30.989	20.285	51.274 (2)	84.81	0.016	15:56:28.449	

P12 20 U		Connor SWYER		Suzuki GSXR 1000 K6 - WSC Performace & lleithyr farm & dad			
IDEAL LAP TIME : 51.233		BEST LAP TIME : 51.317		DIFFERENCE : 0.084			
LAP	SECTOR 1	SECTOR 2	LAP TIME	MPH	DIFF	TIME OF DAY	
1 -		21.267	59.320	73.30	8.003	15:47:00.136	
2 -	31.683	20.866	52.549	82.75	1.232	15:47:52.685	
3 -	31.325	20.732	52.057	83.53	0.740	15:48:44.742	
4 -	31.775	20.697	52.472	82.87	1.155	15:49:37.214	
5 -	30.966	20.485	51.451 (3)	84.51	0.134	15:50:28.665	
6 -	30.936	20.608	51.544	84.36	0.227	15:51:20.209	
7 -	30.835	20.574	51.409 (2)	84.58	0.092	15:52:11.618	
8 -	31.039	20.508	51.547	84.36	0.230	15:53:03.165	
9 -	30.919	20.398	51.317 (1)	84.74		15:53:54.482	
10 -	31.335	20.591	51.926	83.74	0.609	15:54:46.408	
11 -	31.205	20.556	51.761	84.01	0.444	15:55:38.169	
12 -	30.963	20.704	51.667	84.16	0.350	15:56:29.836	

BMCRC - MRO Championships 2024 - Rnd 7 @ Brands Hatch Indy

BMCRC Thunderbike Ultra & Extreme

RACE 16 - SECTOR ANALYSIS



SECTOR 1 = FL to I1, SECTOR 2 = I1 to FL, DIFF = Difference To Personal Best Lap, P = Crossed Finish Line in Pit Lane, D = Time Disallowed

P13		4 U		Hayden KILLWORTH		Suzuki GSXR 1000 - GreenPlantUK - H11xy - Helmet City	
IDEAL LAP TIME : 51.013		BEST LAP TIME : 51.316		DIFFERENCE : 0.303			
LAP	SECTOR 1	SECTOR 2	LAP TIME	MPH	DIFF	TIME OF DAY	
1 -		21.202	59.412	73.19	8.096	15:47:00.228	
2 -	31.722	20.891	52.613	82.65	1.297	15:47:52.841	
3 -	31.239	20.864	52.103	83.46	0.787	15:48:44.944	
4 -	31.703	20.871	52.574	82.71	1.258	15:49:37.518	
5 -	31.155	20.428	51.583	84.30	0.267	15:50:29.101	
6 -	30.875	20.529	51.404 (2)	84.59	0.088	15:51:20.505	
7 -	30.731	20.585	51.316 (1)	84.74		15:52:11.821	
8 -	31.004	20.665	51.669	84.16	0.353	15:53:03.490	
9 -	30.908	20.618	51.526 (3)	84.39	0.210	15:53:55.016	
10 -	31.415	20.379	51.794	83.95	0.478	15:54:46.810	
11 -	31.428	20.282	51.710	84.09	0.394	15:55:38.520	
12 -	30.985	20.615	51.600	84.27	0.284	15:56:30.120	

P14		48 E		Shaun WALLIS		Yamaha R6 (X) - MBC Despatch Racing	
IDEAL LAP TIME : 51.591		BEST LAP TIME : 51.819		DIFFERENCE : 0.228			
LAP	SECTOR 1	SECTOR 2	LAP TIME	MPH	DIFF	TIME OF DAY	
1 -		21.459	59.197	73.45	7.378	15:47:00.013	
2 -	31.553	20.797	52.350	83.06	0.531	15:47:52.363	
3 -	31.325	21.030	52.355	83.05	0.536	15:48:44.718	
4 -	31.436	21.040	52.476	82.86	0.657	15:49:37.194	
5 -	31.567	20.841	52.408	82.97	0.589	15:50:29.602	
6 -	31.106	20.713	51.819 (1)	83.91		15:51:21.421	
7 -	31.160	20.778	51.938 (3)	83.72	0.119	15:52:13.359	
8 -	31.240	20.877	52.117	83.43	0.298	15:53:05.476	
9 -	31.012	20.882	51.894 (2)	83.79	0.075	15:53:57.370	
10 -	31.082	21.256	52.338	83.08	0.519	15:54:49.708	
11 -	30.940	21.696	52.636	82.61	0.817	15:55:42.344	
12 -	30.878	21.075	51.953	83.70	0.134	15:56:34.297	

P15		117 U		Raymond STAGG		Suzuki GSXR 750 -	
IDEAL LAP TIME : 52.188		BEST LAP TIME : 52.188		DIFFERENCE : 0.000			
LAP	SECTOR 1	SECTOR 2	LAP TIME	MPH	DIFF	TIME OF DAY	
1 -		21.309	59.861	72.64	7.673	15:47:00.677	
2 -	31.867	21.007	52.874 (3)	82.24	0.686	15:47:53.551	
3 -	31.280	20.908	52.188 (1)	83.32		15:48:45.739	
4 -	31.448	21.151	52.599 (2)	82.67	0.411	15:49:38.338	
5 -	32.133	21.524	53.657	81.04	1.469	15:50:31.995	
6 -	32.269	21.539	53.808	80.81	1.620	15:51:25.803	
7 -	32.608	21.569	54.177	80.26	1.989	15:52:19.980	
8 -	31.820	21.597	53.417	81.40	1.229	15:53:13.397	
9 -	32.642	21.825	54.467	79.83	2.279	15:54:07.864	
10 -	32.336	21.178	53.514	81.26	1.326	15:55:01.378	
11 -	31.585	21.391	52.976	82.08	0.788	15:55:54.354	
12 -	31.970	21.649	53.619	81.10	1.431	15:56:47.973	

BMCRC - MRO Championships 2024 - Rnd 7 @ Brands Hatch Indy

BMCRC Thunderbike Ultra & Extreme

RACE 16 - SECTOR ANALYSIS



SECTOR 1 = FL to I1, SECTOR 2 = I1 to FL, DIFF = Difference To Personal Best Lap, P = Crossed Finish Line in Pit Lane, D = Time Disallowed

P16 152 E		Sean GOLDSMITH		Kawasaki ZX7R - Vanguard motorsport			
IDEAL LAP TIME : 53.899		BEST LAP TIME : 54.001		DIFFERENCE : 0.102			
LAP	SECTOR 1	SECTOR 2	LAP TIME	MPH	DIFF	TIME OF DAY	
1 -		21.587	1:00.658	71.69	6.657	15:47:01.474	
2 -	32.424	21.607	54.031 (3)	80.48	0.030	15:47:55.505	
3 -	32.548	21.772	54.320	80.05	0.319	15:48:49.825	
4 -	32.608	21.576	54.184	80.25	0.183	15:49:44.009	
5 -	32.645	21.684	54.329	80.04	0.328	15:50:38.338	
6 -	32.513	21.733	54.246	80.16	0.245	15:51:32.584	
7 -	32.375	21.652	54.027 (2)	80.48	0.026	15:52:26.611	
8 -	32.572	21.642	54.214	80.21	0.213	15:53:20.825	
9 -	32.588	21.542	54.130	80.33	0.129	15:54:14.955	
10 -	32.357	21.644	54.001 (1)	80.52		15:55:08.956	
11 -	32.652	21.640	54.292	80.09	0.291	15:56:03.248	

P17 51 E		Paul BEESLEY		Aprilia MILLIE RSV -			
IDEAL LAP TIME : 54.181		BEST LAP TIME : 54.306		DIFFERENCE : 0.125			
LAP	SECTOR 1	SECTOR 2	LAP TIME	MPH	DIFF	TIME OF DAY	
1 -		21.879	1:01.325	70.91	7.019	15:47:02.141	
2 -	33.185	21.729	54.914	79.18	0.608	15:47:57.055	
3 -	32.738	21.829	54.567	79.69	0.261	15:48:51.622	
4 -	32.637	21.725	54.362 (3)	79.99	0.056	15:49:45.984	
5 -	32.817	21.838	54.655	79.56	0.349	15:50:40.639	
6 -	32.833	21.728	54.561	79.70	0.255	15:51:35.200	
7 -	32.885	21.725	54.610	79.63	0.304	15:52:29.810	
8 -	32.860	21.854	54.714	79.47	0.408	15:53:24.524	
9 -	32.548	21.998	54.546	79.72	0.240	15:54:19.070	
10 -	32.654	21.661	54.315 (2)	80.06	0.009	15:55:13.385	
11 -	32.673	21.633	54.306 (1)	80.07		15:56:07.691	

P18 114 U		Richard BATE		Yamaha R1 - TEAM PSR			
IDEAL LAP TIME : 54.129		BEST LAP TIME : 54.355		DIFFERENCE : 0.226			
LAP	SECTOR 1	SECTOR 2	LAP TIME	MPH	DIFF	TIME OF DAY	
1 -		22.193	1:02.346	69.74	7.991	15:47:03.162	
2 -	33.056	21.676	54.732	79.45	0.377	15:47:57.894	
3 -	32.985	21.716	54.701	79.49	0.346	15:48:52.595	
4 -	32.602	21.902	54.504 (2)	79.78	0.149	15:49:47.099	
5 -	32.960	21.930	54.890	79.22	0.535	15:50:41.989	
6 -	32.850	21.885	54.735	79.44	0.380	15:51:36.724	
7 -	32.875	21.696	54.571	79.68	0.216	15:52:31.295	
8 -	32.748	21.875	54.623	79.61	0.268	15:53:25.918	
9 -	32.893	21.667	54.560 (3)	79.70	0.205	15:54:20.478	
10 -	32.462	21.893	54.355 (1)	80.00		15:55:14.833	
11 -	33.116	21.807	54.923	79.17	0.568	15:56:09.756	

P19 88 E		George PRINOS		Ducati 996 - KAPPA PLANNING LTD			
IDEAL LAP TIME : 54.305		BEST LAP TIME : 54.567		DIFFERENCE : 0.262			
LAP	SECTOR 1	SECTOR 2	LAP TIME	MPH	DIFF	TIME OF DAY	
1 -		22.238	1:02.764	69.28	8.197	15:47:03.580	
2 -	33.220	21.604	54.824 (2)	79.31	0.257	15:47:58.404	
3 -	33.370	21.649	55.019 (3)	79.03	0.452	15:48:53.423	
4 -	32.701	21.866	54.567 (1)	79.69		15:49:47.990	
5 -	33.324	21.999	55.323	78.60	0.756	15:50:43.313	
6 -	33.140	22.279	55.419	78.46	0.852	15:51:38.732	
7 -	33.594	22.609	56.203	77.37	1.636	15:52:34.935	
8 -	34.305	22.388	56.693	76.70	2.126	15:53:31.628	
9 -	34.460	22.698	57.158	76.08	2.591	15:54:28.786	
10 -	34.207	22.413	56.620	76.80	2.053	15:55:25.406	
11 -	34.286	22.468	56.754	76.62	2.187	15:56:22.160	

BMCRC - MRO Championships 2024 - Rnd 7 @ Brands Hatch Indy

BMCRC Thunderbike Ultra & Extreme

RACE 16 - SECTOR ANALYSIS



SECTOR 1 = FL to I1, SECTOR 2 = I1 to FL, DIFF = Difference To Personal Best Lap, P = Crossed Finish Line in Pit Lane, D = Time Disallowed

P20 89 E		Daryl SKINNS		Suzuki GSXR 750 - Indoor Climate Systems UK LTD		
IDEAL LAP TIME : 56.698		BEST LAP TIME : 56.891		DIFFERENCE : 0.193		
LAP	SECTOR 1	SECTOR 2	LAP TIME	MPH	DIFF	TIME OF DAY
1 -		22.943	1:05.618	66.27	8.727	15:47:06.434
2 -	35.338	22.814	58.152	74.77	1.261	15:48:04.586
3 -	34.362	22.701	57.063 (3)	76.20	0.172	15:49:01.649
4 -	35.002	22.642	57.644	75.43	0.753	15:49:59.293
5 -	34.433	22.843	57.276	75.92	0.385	15:50:56.569
6 -	34.677	22.549	57.226	75.99	0.335	15:51:53.795
7 -	34.843	22.642	57.485	75.64	0.594	15:52:51.280
8 -	34.341	22.718	57.059 (2)	76.21	0.168	15:53:48.339
9 -	34.534	22.357	56.891 (1)	76.43		15:54:45.230
10 -	34.508	22.652	57.160	76.07	0.269	15:55:42.390
11 -	34.731	23.192	57.923	75.07	1.032	15:56:40.313

P21 201 E		Ian KIRKBY		Suzuki GSXR -		
IDEAL LAP TIME : 57.187		BEST LAP TIME : 57.525		DIFFERENCE : 0.338		
LAP	SECTOR 1	SECTOR 2	LAP TIME	MPH	DIFF	TIME OF DAY
1 -		23.232	1:05.444	66.44	7.919	15:47:06.260
2 -	35.007	23.283	58.290	74.60	0.765	15:48:04.550
3 -	35.295	23.127	58.422	74.43	0.897	15:49:02.972
4 -	34.970	22.867	57.837	75.18	0.312	15:50:00.809
5 -	34.600	22.925	57.525 (1)	75.59		15:50:58.334
6 -	35.025	22.611	57.636 (3)	75.44	0.111	15:51:55.970
7 -	34.576	23.388	57.964	75.02	0.439	15:52:53.934
8 -	34.842	22.891	57.733	75.32	0.208	15:53:51.667
9 -	35.922	22.961	58.883	73.85	1.358	15:54:50.550
10 -	35.015	23.056	58.071	74.88	0.546	15:55:48.621
11 -	34.640	22.933	57.573 (2)	75.53	0.048	15:56:46.194

BMCRC - MRO Championships 2024 - Rnd 7 @ Brands Hatch Indy

BMCRC Thunderbike Ultra & Extreme

RACE 16 - BEST SECTORS

SECTOR 1			SECTOR 2			IDEAL / BEST COMPARISON						
POS	NO	NAME	TIME	NO	NAME	TIME	POS	NO	NAME	IDEAL	BEST	DIFF
									PERFECT LAP	48.605		
1	5	SMITH	29.061	800	CREASEY	19.544	1	5	SMITH	48.637	48.637	0.000
2	800	CREASEY	29.373	5	SMITH	19.576	2	800	CREASEY	48.917	49.047	0.130
3	78	THOMAS	29.791	78	THOMAS	19.640	3	78	THOMAS	49.431	49.473	0.042
4	102	FEARN	29.892	23	ROSE	19.990	4	102	FEARN	49.894	49.911	0.017
5	85	WOOD	30.138	102	FEARN	20.002	5	85	WOOD	50.289	50.338	0.049
6	19	DONOVAN	30.193	46	GATES	20.140	6	23	ROSE	50.348	50.366	0.018
7	23	ROSE	30.358	85	WOOD	20.151	7	19	DONOVAN	50.450	50.451	0.001
8	46	GATES	30.411	19	DONOVAN	20.257	8	46	GATES	50.551	50.551	0.000
9	59	DENYER	30.499	4	KILLWORTH	20.282	9	59	DENYER	50.953	51.036	0.083
10	125	SMITH	30.629	17	KILLWORTH	20.285	10	4	KILLWORTH	51.013	51.316	0.303
11	4	KILLWORTH	30.731	20	SWYER	20.398	11	17	KILLWORTH	51.126	51.258	0.132
12	20	SWYER	30.835	59	DENYER	20.454	12	125	SMITH	51.212	51.383	0.171
13	17	KILLWORTH	30.841	125	SMITH	20.583	13	20	SWYER	51.233	51.317	0.084
14	48	WALLIS	30.878	48	WALLIS	20.713	14	48	WALLIS	51.591	51.819	0.228
15	117	STAGG	31.280	117	STAGG	20.908	15	117	STAGG	52.188	52.188	0.000
16	152	GOLDSMITH	32.357	152	GOLDSMITH	21.542	16	152	GOLDSMITH	53.899	54.001	0.102
17	114	BATE	32.462	88	PRINOS	21.604	17	114	BATE	54.129	54.355	0.226
18	51	BEESLEY	32.548	51	BEESLEY	21.633	18	51	BEESLEY	54.181	54.306	0.125
19	88	PRINOS	32.701	114	BATE	21.667	19	88	PRINOS	54.305	54.567	0.262
20	89	SKINNS	34.341	89	SKINNS	22.357	20	89	SKINNS	56.698	56.891	0.193
21	201	KIRKBY	34.576	201	KIRKBY	22.611	21	201	KIRKBY	57.187	57.525	0.338

BMCRC - MRO Championships 2024 - Rnd 7 @ Brands Hatch Indy

BMCRC Thunderbike Ultra & Extreme

RACE 16 - STATISTICS

Competitors Started 21
Planned Start 2024-09-22 @ 15:45:00.000
Actual Start 2024-09-22 @ 15:46:00.815
Finish Time 2024-09-22 @ 15:55:58.317
Track Length 1.2079mi.
Total Laps 246
Total Distance Covered 297.1546mi.

Session Fastest Lap History

NO	CL	NAME	LAP TIME	TIME OF DAY	LAP	VEHICLE
5	U	Kieran SMITH	49.366	15:47:44.476	2	Suzuki GSXR 1000 K1
5	U	Kieran SMITH	48.752	15:49:23.321	4	Suzuki GSXR 1000 K1
5	U	Kieran SMITH	48.637	15:51:00.770	6	Suzuki GSXR 1000 K1

Session Leader History

NO	CL	NAME	FROM LAP	LAPS LED	DISTANCE	VEHICLE
5	U	Kieran SMITH	1	12	14.49 miles	Suzuki GSXR 1000 K1

Flag History

TYPE	TIME OF DAY
GREEN	15:46:00.815
FINISH	15:55:58.317

Flag Statistics

TYPE	COUNT	TOTAL LAPS	TOTAL TIME
Green	1	12	11:13.531
Red	0	0	0.000
Safety Car	0	0	0.000
FCY	0	0	0.000

BMCRC - MRO Championships 2024 - Rnd 7 @ Brands Hatch Indy

BMCRC Thunderbike Ultra & Extreme

RACE 16 - STATISTICS

CLASS : E

6 Starters

Fastest Lap History

NO	NAME	LAP TIME	TIME OF DAY	LAP	VEHICLE
48	Shaun WALLIS	52.350	15:47:52.363	2	Yamaha R6 (X)
48	Shaun WALLIS	51.819	15:51:21.421	6	Yamaha R6 (X)

Leader History

NO	NAME	FROM LAP	LAPS LED	DISTANCE	VEHICLE
48	Shaun WALLIS	1	12	14.49 miles	Yamaha R6 (X)

BMCRC - MRO Championships 2024 - Rnd 7 @ Brands Hatch Indy

BMCRC Thunderbike Ultra & Extreme

RACE 16 - STATISTICS

CLASS : U

15 Starters

Fastest Lap History

NO	NAME	LAP TIME	TIME OF DAY	LAP	VEHICLE
5	Kieran SMITH	49.366	15:47:44.476	2	Suzuki GSXR 1000 K1
5	Kieran SMITH	48.752	15:49:23.321	4	Suzuki GSXR 1000 K1
5	Kieran SMITH	48.637	15:51:00.770	6	Suzuki GSXR 1000 K1

Leader History

NO	NAME	FROM LAP	LAPS LED	DISTANCE	VEHICLE
5	Kieran SMITH	1	12	14.49 miles	Suzuki GSXR 1000 K1



PROPERLY PROTECTED MRO MINITWINS / PROPERLY PROTECTED BMCRC ROOKIE MINITWINS



BMCRC-MRO Championships - Round 7
Brands Hatch Indy
21st / 22nd September 2024



Timing & Results Provided by Timing Solutions Ltd

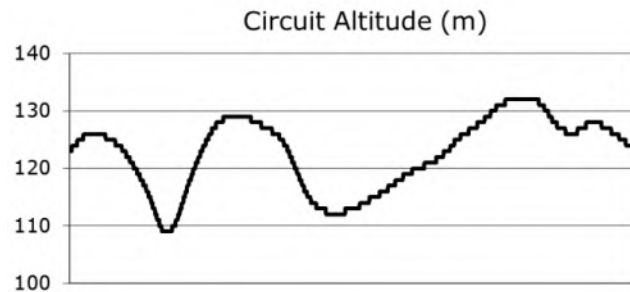
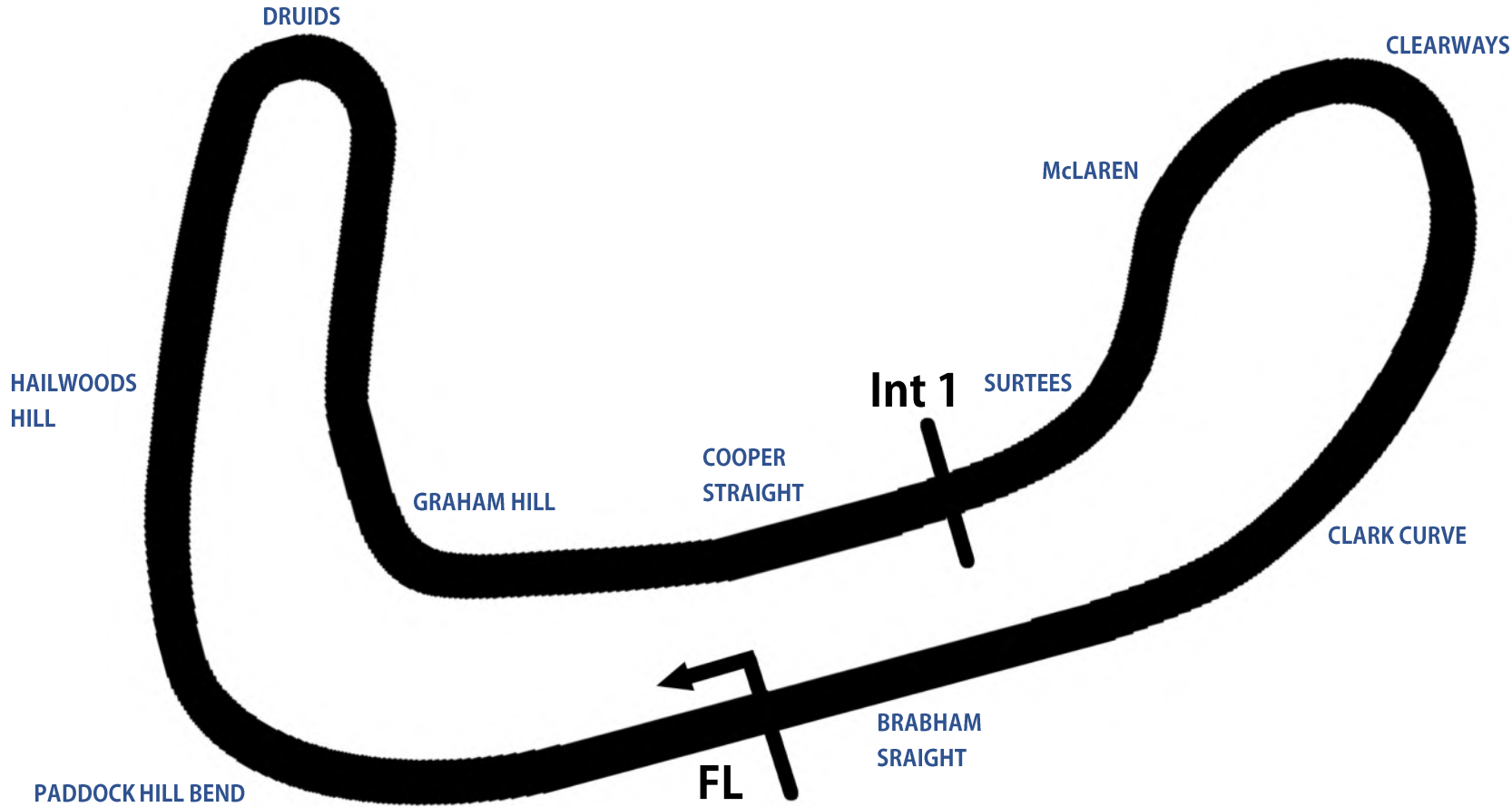
www.tsl-timing.com



BrandsHatch

Brands Hatch Indy Circuit

Fawkham, Longfield, Kent, UK



Length	1.2079 miles 1.944 km 1944.0 m		
FL		51.36032 N	0.26032 E
Int 1	1112m	51.35934 N	0.25955 E
Pit Entry	1669m	51.35911 N	0.25743 E
Pit Exit	0m after FL	51.36017 N	0.26051 E
Pit Entry - Pit Exit	251m, 18.1s @ 50kph, 15.0s @ 60kph		

BMCRC - MRO Championships 2024 - Rnd 7 @ Brands Hatch Indy

MRO Minitwins & BMCRC Rookie Minitwins

QUALIFYING - CLASSIFICATION

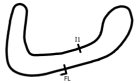
POS	NO	CL	PIC	NAME	ENTRY	TIME	ON	LAPS	GAP	DIFF	MPH
1	22		1	Darren DOWDS	Suzuki SV 650 - sublime dsg Ltd	51.214	5	11			84.91
2	333		2	David LINDEMANN	Suzuki SV650 - Giraffe Decorators	51.301	5	11	0.087	0.087	84.76
3	1		3	David TWYFORD	Suzuki SV650 - IMP Racing, MHP, Chris Cowan	51.374	5	6	0.160	0.073	84.64
4	33		4	Steve COSTIN	Suzuki SV650 - Sublime Designs / ATP Motorsport	51.755	5	5	0.541	0.381	84.02
5	21		5	Toby FINNIS	Suzuki SV650R - Crawfords/ Tey Farm Systems/ Harlow	52.154	9	9	0.940	0.399	83.38
6	66		6	Mitch DUCRAN	Suzuki SV650 - JP Haulage	52.173	5	9	0.959	0.019	83.34
7	19		7	Kevin LILLEY	Suzuki SV650 - Trafalgar Cleaning Eqpt. / Steve Jordar	52.429	4	11	1.215	0.256	82.94
8	3		8	Oliver ARBON	Suzuki SV650 - TT Plumbing & Heating	52.922	8	11	1.708	0.493	82.17
9	511	RMT	1	William BARRETT	Suzuki SV650 -	53.042	9	10	1.828	0.120	81.98
10	115		9	Brian MAHER	Suzuki SV650 - Spraytech /Espresso Solutions	53.244	4	11	2.030	0.202	81.67
11	45		10	Terence QUINCE	Suzuki SV650 - K&Q, HM Racing, Titan-x	53.273	4	6	2.059	0.029	81.62
12	27		11	Jack BETTIS	Suzuki SV 650 - NB Toolmaking	53.305	4	9	2.091	0.032	81.57
13	606	RMT	2	Robert BRYANT	Suzuki SV650 - R.B Plumbing & Heating	53.402	10	11	2.188	0.097	81.43
14	166	RMT	3	Ben KING	Suzuki SV650 -	53.788	6	10	2.574	0.386	80.84
15	55		12	John REYNOLDS	Suzuki SV650 - Fins Motorcycles	53.910	6	7	2.696	0.122	80.66
16	15		13	James SVENSEN	Suzuki SV650S -	53.947	9	11	2.733	0.037	80.60
17	122	RMT	4	James EGGINTON	Suzuki SV650 - Advance Computer Services - www.AC	54.051	8	8	2.837	0.104	80.45
18	69		14	Jack GRIFFITHS	Suzuki SV650 - JOE'S CARPETS, ATP RACING	54.053	8	10	2.839	0.002	80.45
19	293		15	Leigh SMITH	Suzuki SV650 - Smiths Mechanical Support Ltd, Lamon	54.268	6	10	3.054	0.215	80.13
20	30	RMT	5	David LUFF	Suzuki SV 650 - ATP & Sarah O'Neill	54.333	4	7	3.119	0.065	80.03
21	237	RMT	6	Tim WOOD	Suzuki SV650S - Hel Performance , Whitson Wellness,	54.715	5	5	3.501	0.382	79.47
22	81		16	Malvern MAY	Suzuki SV650 - IMP racing	54.949	5	10	3.735	0.234	79.13
23	127		17	Matthew CHAM	Ducati MONSTER 796 -	55.296	6	7	4.082	0.347	78.64
24	75	RMT	7	Tom SVENSEN	Suzuki SV650 - Team TSR - HCL Car sales	55.379	8	10	4.165	0.083	78.52
25	14	RMT	8	George DAVIES	Suzuki SV650 - Tanya Warner	55.621	7	10	4.407	0.242	78.18
26	16	RMT	9	Kirt ELLIOTT	Suzuki SV650 -	55.987	10	10	4.773	0.366	77.67
27	40		18	Simon WILKINSON	Suzuki SV650 -	56.136	5	10	4.922	0.149	77.46
28	47		19	Tristan BOHANAN	Suzuki SV 650 -	56.611	7	10	5.397	0.475	76.81
29	12		20	Russell TAYLOR	Suzuki SV650 -	56.682	4	10	5.468	0.071	76.71
30	62	RMT	10	Max PRIESTLEY	Suzuki SV650 - Mum and Dad	57.842	4	7	6.628	1.160	75.18
31	51		21	Andrew DURANT	Suzuki SV650 -	58.392	9	10	7.178	0.550	74.47
32	113	RMT	11	Phil ROODT	Suzuki SV650 - Carter Thorne Carpets and flooring 201	58.511	4	8	7.297	0.119	74.32
33	41	RMT	12	Robert ROGERS	Suzuki SV650 -	59.081	8	10	7.867	0.570	73.60
34	700	RMT	13	Alex BUCHANAN	Suzuki SV650 - novus resourcing	59.189	2	9	7.975	0.108	73.46
35	8		22	Stuart ALBON	Suzuki SV650 - Winter Sun Skydiving	1:01.337	6	9	10.123	2.148	70.89
36	251	RMT	14	Craig FERRIS	Suzuki SV650 - IMP Racing	1:04.481	3	5	13.267	3.144	67.44

Weather / Track : Bright / Dry

Date: 21/09/2024 Start: 10:05 Finish: 10:15

These results are provisional until the conclusion of any judicial and technical matters.

Brands Hatch Indy: 1.2079 miles

Clerk Of Course:	Stewards:	Timekeeper: Richard Evans	
------------------	-----------	---------------------------	---

Results can be found at www.tsl-timing.com

Printed - 10:17 Saturday, 21 September 2024



BMCRC - MRO Championships 2024 - Rnd 7 @ Brands Hatch Indy

MRO Minitwins & BMCRC Rookie Minitwins

QUALIFYING - BEST SECTORS

SECTOR 1				SECTOR 2				IDEAL / BEST COMPARISON				
POS	NO	NAME	TIME	NO	NAME	TIME	POS	NO	NAME	IDEAL	BEST	DIFF
									PERFECT LAP	51.034		
1	333	LINDEMANN	30.361	22	DOWDS	20.673	1	22	DOWDS	51.214	51.214	0.000
2	1	TWYFORD	30.538	1	TWYFORD	20.836	2	333	LINDEMANN	51.268	51.301	0.033
3	22	DOWDS	30.541	333	LINDEMANN	20.907	3	1	TWYFORD	51.374	51.374	0.000
4	33	COSTIN	30.643	66	DUCRAN	21.033	4	33	COSTIN	51.682	51.755	0.073
5	21	FINNIS	31.048	33	COSTIN	21.039	5	66	DUCRAN	52.153	52.173	0.020
6	66	DUCRAN	31.120	21	FINNIS	21.106	6	21	FINNIS	52.154	52.154	0.000
7	19	LILLEY	31.145	19	LILLEY	21.168	7	19	LILLEY	52.313	52.429	0.116
8	3	ARBON	31.585	3	ARBON	21.192	8	3	ARBON	52.777	52.922	0.145
9	511	BARRETT	31.724	511	BARRETT	21.318	9	511	BARRETT	53.042	53.042	0.000
10	115	MAHER	31.795	45	QUINCE	21.359	10	115	MAHER	53.244	53.244	0.000
11	606	BRYANT	31.825	27	BETTIS	21.399	11	45	QUINCE	53.273	53.273	0.000
12	27	BETTIS	31.879	115	MAHER	21.449	12	27	BETTIS	53.278	53.305	0.027
13	45	QUINCE	31.914	166	KING	21.509	13	606	BRYANT	53.402	53.402	0.000
14	15	SVENSEN	32.114	606	BRYANT	21.577	14	166	KING	53.713	53.788	0.075
15	166	KING	32.204	55	REYNOLDS	21.653	15	55	REYNOLDS	53.910	53.910	0.000
16	55	REYNOLDS	32.257	122	EGGINTON	21.675	16	15	SVENSEN	53.932	53.947	0.015
17	69	GRIFFITHS	32.279	293	SMITH	21.721	17	69	GRIFFITHS	54.050	54.053	0.003
18	122	EGGINTON	32.376	69	GRIFFITHS	21.771	18	122	EGGINTON	54.051	54.051	0.000
19	30	LUFF	32.378	15	SVENSEN	21.818	19	293	SMITH	54.251	54.268	0.017
20	237	WOOD	32.443	30	LUFF	21.955	20	30	LUFF	54.333	54.333	0.000
21	293	SMITH	32.530	81	MAY	22.099	21	237	WOOD	54.646	54.715	0.069
22	81	MAY	32.694	237	WOOD	22.203	22	81	MAY	54.793	54.949	0.156
23	127	CHAM	32.990	127	CHAM	22.306	23	127	CHAM	55.296	55.296	0.000
24	14	DAVIES	33.044	14	DAVIES	22.332	24	14	DAVIES	55.376	55.621	0.245
25	75	SVENSEN	33.045	75	SVENSEN	22.334	25	75	SVENSEN	55.379	55.379	0.000
26	16	ELLIOTT	33.418	40	WILKINSON	22.466	26	16	ELLIOTT	55.978	55.987	0.009
27	40	WILKINSON	33.630	16	ELLIOTT	22.560	27	40	WILKINSON	56.096	56.136	0.040
28	47	BOHANAN	33.734	47	BOHANAN	22.610	28	47	BOHANAN	56.344	56.611	0.267
29	12	TAYLOR	33.847	12	TAYLOR	22.709	29	12	TAYLOR	56.556	56.682	0.126
30	62	PRIESTLEY	34.479	700	BUCHANAN	23.336	30	62	PRIESTLEY	57.842	57.842	0.000
31	113	ROODT	34.800	62	PRIESTLEY	23.363	31	51	DURANT	58.314	58.392	0.078
32	51	DURANT	34.885	51	DURANT	23.429	32	113	ROODT	58.510	58.511	0.001
33	41	ROGERS	35.291	41	ROGERS	23.635	33	41	ROGERS	58.926	59.081	0.155
34	700	BUCHANAN	35.853	113	ROODT	23.710	34	700	BUCHANAN	59.189	59.189	0.000
35	8	ALBON	36.961	8	ALBON	23.900	35	8	ALBON	1:00.861	1:01.337	0.476
36	251	FERRIS	38.690	251	FERRIS	25.791	36	251	FERRIS	1:04.481	1:04.481	0.000

BMCRC - MRO Championships 2024 - Rnd 7 @ Brands Hatch Indy

MRO Minitwins & BMCRC Rookie Minitwins

QUALIFYING - SECTOR ANALYSIS



SECTOR 1 = FL to I1, SECTOR 2 = I1 to FL, DIFF = Difference To Personal Best Lap, P = Crossed Finish Line in Pit Lane, D = Time Disallowed

P1 22		Darren DOWDS		Suzuki SV 650 - sublime dsg Ltd			
IDEAL LAP TIME : 51.214		BEST LAP TIME : 51.214		DIFFERENCE : 0.000			
LAP	SECTOR 1	SECTOR 2	LAP TIME	MPH	DIFF	TIME OF DAY	
1 -	31.230	21.092	52.322	83.11	1.108	10:07:15.515	
2 -	30.912	21.121	52.033	83.57	0.819	10:08:07.548	
3 -	30.917	20.828	51.745	84.03	0.531	10:08:59.293	
4 -	30.824	20.721	51.545 (3)	84.36	0.331	10:09:50.838	
5 -	30.541	20.673	51.214 (1)	84.91		10:10:42.052	
6 -	31.622	20.765	52.387	83.00	1.173	10:11:34.439	
7 -	30.650	20.764	51.414 (2)	84.58	0.200	10:12:25.853	
8 -	33.616	22.857	56.473	77.00	5.259	10:13:22.326	
9 -	31.973	21.631	53.604	81.12	2.390	10:14:15.930	
10 -	31.149	21.102	52.251	83.22	1.037	10:15:08.181	
11 -	31.141	21.001	52.142	83.39	0.928	10:16:00.323	

P2 333		David LINDEMANN		Suzuki SV650 - Giraffe Decorators			
IDEAL LAP TIME : 51.268		BEST LAP TIME : 51.301		DIFFERENCE : 0.033			
LAP	SECTOR 1	SECTOR 2	LAP TIME	MPH	DIFF	TIME OF DAY	
1 -	32.173	21.442	53.615	81.10	2.314	10:07:19.838	
2 -	31.128	20.997	52.125	83.42	0.824	10:08:11.963	
3 -	30.434	21.135	51.569 (2)	84.32	0.268	10:09:03.532	
4 -	31.194	20.907	52.101	83.46	0.800	10:09:55.633	
5 -	30.361	20.940	51.301 (1)	84.76		10:10:46.934	
6 -	30.367	21.818	52.185	83.33	0.884	10:11:39.119	
7 -	30.985	21.176	52.161	83.36	0.860	10:12:31.280	
8 -	30.657	21.054	51.711 (3)	84.09	0.410	10:13:22.991	
9 -	30.752	21.912	52.664	82.57	1.363	10:14:15.655	
10 -	31.294	21.103	52.397	82.99	1.096	10:15:08.052	
11 -	31.080	20.964	52.044	83.55	0.743	10:16:00.096	

P3 1		David TWYFORD		Suzuki SV650 - IMP Racing, MHP, Chris Cowan			
IDEAL LAP TIME : 51.374		BEST LAP TIME : 51.374		DIFFERENCE : 0.000			
LAP	SECTOR 1	SECTOR 2	LAP TIME	MPH	DIFF	TIME OF DAY	
1 -	33.536	21.844	55.380	78.52	4.006	10:07:23.787	
2 -	30.801	21.444	52.245	83.23	0.871	10:08:16.032	
3 -	30.654	20.905	51.559 (2)	84.34	0.185	10:09:07.591	
4 -	30.766	20.946	51.712 (3)	84.09	0.338	10:09:59.303	
5 -	30.538	20.836	51.374 (1)	84.64		10:10:50.677	
6 -	31.345	21.808	53.153	81.81	1.779	10:11:43.830	

P4 33		Steve COSTIN		Suzuki SV650 - Sublime Designs / ATP Motorsport			
IDEAL LAP TIME : 51.682		BEST LAP TIME : 51.755		DIFFERENCE : 0.073			
LAP	SECTOR 1	SECTOR 2	LAP TIME	MPH	DIFF	TIME OF DAY	
1 -	32.009	21.275	53.284	81.61	1.529	10:07:17.546	
2 -	31.528	21.153	52.681 (3)	82.54	0.926	10:08:10.227	
3 -	31.995	21.321	53.316	81.56	1.561	10:09:03.543	
4 -	31.203	21.039	52.242 (2)	83.23	0.487	10:09:55.785	
5 -	30.643	21.112	51.755 (1)	84.02		10:10:47.540	

BMCRC - MRO Championships 2024 - Rnd 7 @ Brands Hatch Indy

MRO Minitwins & BMCRC Rookie Minitwins

QUALIFYING - SECTOR ANALYSIS



SECTOR 1 = FL to I1, SECTOR 2 = I1 to FL, DIFF = Difference To Personal Best Lap, P = Crossed Finish Line in Pit Lane, D = Time Disallowed

P5 21		Toby FINNIS		Suzuki SV650R - Crawfords/ Tey Farm Systems/ Harlow Ag			
IDEAL LAP TIME : 52.154		BEST LAP TIME : 52.154		DIFFERENCE : 0.000			
LAP	SECTOR 1	SECTOR 2	LAP TIME	MPH	DIFF	TIME OF DAY	
1 -	32.086	21.396	53.482	81.30	1.328	10:07:17.395	
2 -	31.419	21.319	52.738 (3)	82.45	0.584	10:08:10.133	
3 -	31.895	21.429	53.324	81.55	1.170	10:09:03.457	
4 -	32.347	21.666	54.013	80.51	1.859	10:09:57.470	
5 -	31.289	21.288	52.577 (2)	82.70	0.423	10:10:50.047	
6 -	31.813	21.983	53.796	80.83	1.642	10:11:43.843	
7 -	33.024	22.793	55.817	77.90	3.663	10:12:39.660	
8 -	33.351	21.606	54.957	79.12	2.803	10:13:34.617	
9 -	31.048	21.106	52.154 (1)	83.38		10:14:26.771	

P6 66		Mitch DUCRAN		Suzuki SV650 - JP Haulage			
IDEAL LAP TIME : 52.153		BEST LAP TIME : 52.173		DIFFERENCE : 0.020			
LAP	SECTOR 1	SECTOR 2	LAP TIME	MPH	DIFF	TIME OF DAY	
1 -	33.142	22.195	55.337	78.58	3.164	10:07:21.573	
2 -	32.331	22.118	54.449	79.86	2.276	10:08:16.022	
3 -	31.683	21.469	53.152	81.81	0.979	10:09:09.174	
4 -	31.190	21.235	52.425 (2)	82.94	0.252	10:10:01.599	
5 -	31.140	21.033	52.173 (1)	83.34		10:10:53.772	
6 -	31.120	21.363	52.483 (3)	82.85	0.310	10:11:46.255	
7 -	31.397	22.330	53.727	80.93	1.554	10:12:39.982	
8 -	33.280	21.629	54.909	79.19	2.736	10:13:34.891	
9 -	31.336	21.250	52.586	82.69	0.413	10:14:27.477	

P7 19		Kevin LILLEY		Suzuki SV650 - Trafalgar Cleaning Eqpt. / Steve Jordan Motorcy			
IDEAL LAP TIME : 52.313		BEST LAP TIME : 52.429		DIFFERENCE : 0.116			
LAP	SECTOR 1	SECTOR 2	LAP TIME	MPH	DIFF	TIME OF DAY	
1 -	33.028	21.690	54.718	79.47	2.289	10:07:26.803	
2 -	31.629	21.201	52.830	82.31	0.401	10:08:19.633	
3 -	31.770	21.299	53.069	81.94	0.640	10:09:12.702	
4 -	31.145	21.284	52.429 (1)	82.94		10:10:05.131	
5 -	31.574	21.630	53.204	81.73	0.775	10:10:58.335	
6 -	31.423	21.324	52.747	82.44	0.318	10:11:51.082	
7 -	31.274	21.168	52.442 (2)	82.92	0.013	10:12:43.524	
8 -	31.477	22.565	54.042	80.46	1.613	10:13:37.566	
9 -	31.716	21.349	53.065	81.94	0.636	10:14:30.631	
10 -	31.619	21.584	53.203	81.73	0.774	10:15:23.834	
11 -	31.496	21.228	52.724 (3)	82.47	0.295	10:16:16.558	

P8 3		Oliver ARBON		Suzuki SV650 - TT Plumbing & Heating			
IDEAL LAP TIME : 52.777		BEST LAP TIME : 52.922		DIFFERENCE : 0.145			
LAP	SECTOR 1	SECTOR 2	LAP TIME	MPH	DIFF	TIME OF DAY	
1 -	33.553	23.562	57.115	76.13	4.193	10:07:34.586	
2 -	32.543	22.533	55.076	78.95	2.154	10:08:29.662	
3 -	32.149	21.192	53.341 (3)	81.52	0.419	10:09:23.003	
4 -	32.060	21.350	53.410	81.41	0.488	10:10:16.413	
5 -	31.839	21.411	53.250 (2)	81.66	0.328	10:11:09.663	
6 -	32.150	21.356	53.506	81.27	0.584	10:12:03.169	
7 -	32.026	21.357	53.383	81.46	0.461	10:12:56.552	
8 -	31.658	21.264	52.922 (1)	82.17		10:13:49.474	
9 -	32.243	21.390	53.633	81.08	0.711	10:14:43.107	
10 -	31.585	21.874	53.459	81.34	0.537	10:15:36.566	
11 -	32.110	21.267	53.377	81.46	0.455	10:16:29.943	

BMCRC - MRO Championships 2024 - Rnd 7 @ Brands Hatch Indy

MRO Minitwins & BMCRC Rookie Minitwins

QUALIFYING - SECTOR ANALYSIS



SECTOR 1 = FL to I1, SECTOR 2 = I1 to FL, DIFF = Difference To Personal Best Lap, P = Crossed Finish Line in Pit Lane, D = Time Disallowed

P9 511 RMT William BARRETT		Suzuki SV650 -				
IDEAL LAP TIME : 53.042		BEST LAP TIME : 53.042		DIFFERENCE : 0.000		
LAP	SECTOR 1	SECTOR 2	LAP TIME	MPH	DIFF	TIME OF DAY
1 -	36.314	22.855	59.169	73.49	6.127	10:07:37.234
2 -	33.617	22.251	55.868	77.83	2.826	10:08:33.102
3 -	32.810	21.565	54.375	79.97	1.333	10:09:27.477
4 -	32.337	21.879	54.216	80.20	1.174	10:10:21.693
5 -	32.649	21.753	54.402	79.93	1.360	10:11:16.095
6 -	32.112	22.175	54.287	80.10	1.245	10:12:10.382
7 -	33.063	21.754	54.817	79.32	1.775	10:13:05.199
8 -	32.130	21.584	53.714 (3)	80.95	0.672	10:13:58.913
9 -	31.724	21.318	53.042 (1)	81.98		10:14:51.955
10 -	31.976	21.473	53.449 (2)	81.35	0.407	10:15:45.404

P10 115 Brian MAHER		Suzuki SV650 - Spraytech /Espresso Solutions				
IDEAL LAP TIME : 53.244		BEST LAP TIME : 53.244		DIFFERENCE : 0.000		
LAP	SECTOR 1	SECTOR 2	LAP TIME	MPH	DIFF	TIME OF DAY
1 -	33.870	22.013	55.883	77.81	2.639	10:07:23.992
2 -	32.298	21.805	54.103	80.37	0.859	10:08:18.095
3 -	32.134	21.578	53.712 (3)	80.96	0.468	10:09:11.807
4 -	31.795	21.449	53.244 (1)	81.67		10:10:05.051
5 -	33.456	21.944	55.400	78.49	2.156	10:11:00.451
6 -	31.891	21.619	53.510 (2)	81.26	0.266	10:11:53.961
7 -	32.231	21.562	53.793	80.83	0.549	10:12:47.754
8 -	32.206	21.538	53.744	80.91	0.500	10:13:41.498
9 -	32.219	23.231	55.450	78.42	2.206	10:14:36.948
10 -	32.716	21.860	54.576	79.67	1.332	10:15:31.524
11 -	32.279	21.741	54.020	80.49	0.776	10:16:25.544

P11 45 Terence QUINCE		Suzuki SV650 - K&Q, HM Racing, Titan-x				
IDEAL LAP TIME : 53.273		BEST LAP TIME : 53.273		DIFFERENCE : 0.000		
LAP	SECTOR 1	SECTOR 2	LAP TIME	MPH	DIFF	TIME OF DAY
1 -	33.164	22.002	55.166	78.82	1.893	10:07:25.492
2 -	32.272	21.505	53.777 (2)	80.86	0.504	10:08:19.269
3 -	32.379	21.581	53.960 (3)	80.58	0.687	10:09:13.229
4 -	31.914	21.359	53.273 (1)	81.62		10:10:06.502
5 -	32.468	21.764	54.232	80.18	0.959	10:11:00.734
6 -	32.470	21.562	54.032	80.48	0.759	10:11:54.766

P12 27 Jack BETTIS		Suzuki SV 650 - NB Toolmaking				
IDEAL LAP TIME : 53.278		BEST LAP TIME : 53.305		DIFFERENCE : 0.027		
LAP	SECTOR 1	SECTOR 2	LAP TIME	MPH	DIFF	TIME OF DAY
1 -	33.150	21.834	54.984	79.08	1.679	10:07:26.665
2 -	31.941	21.399	53.340 (3)	81.52	0.035	10:08:20.005
3 -	31.953	21.462	53.415	81.41	0.110	10:09:13.420
4 -	31.879	21.426	53.305 (1)	81.57		10:10:06.725
5 -	32.440	22.258	54.698	79.50	1.393	10:11:01.423
6 -	32.327	21.553	53.880	80.70	0.575	10:11:55.303
7 -	31.881	21.450	53.331 (2)	81.53	0.026	10:12:48.634
8 -	32.000	21.449	53.449	81.35	0.144	10:13:42.083
9 -	32.488	23.438	55.926	77.75	2.621	10:14:38.009

BMCRC - MRO Championships 2024 - Rnd 7 @ Brands Hatch Indy

MRO Minitwins & BMCRC Rookie Minitwins

QUALIFYING - SECTOR ANALYSIS



SECTOR 1 = FL to I1, SECTOR 2 = I1 to FL, DIFF = Difference To Personal Best Lap, P = Crossed Finish Line in Pit Lane, D = Time Disallowed

P13 606 RMT Robert BRYANT			Suzuki SV650 - R.B Plumbing & Heating			
IDEAL LAP TIME : 53.402		BEST LAP TIME : 53.402		DIFFERENCE : 0.000		
LAP	SECTOR 1	SECTOR 2	LAP TIME	MPH	DIFF	TIME OF DAY
1 -	35.980	22.423	58.403	74.45	5.001	10:07:42.748
2 -	34.643	21.861	56.504	76.96	3.102	10:08:39.252
3 -	33.042	22.118	55.160	78.83	1.758	10:09:34.412
4 -	32.641	22.252	54.893	79.21	1.491	10:10:29.305
5 -	32.466	21.710	54.176	80.26	0.774	10:11:23.481
6 -	32.233	21.822	54.055 (3)	80.44	0.653	10:12:17.536
7 -	33.109	21.935	55.044	79.00	1.642	10:13:12.580
8 -	32.397	21.743	54.140	80.32	0.738	10:14:06.720
9 -	32.611	21.851	54.462	79.84	1.060	10:15:01.182
10 -	31.825	21.577	53.402 (1)	81.43		10:15:54.584
11 -	32.072	21.959	54.031 (2)	80.48	0.629	10:16:48.615

P14 166 RMT Ben KING			Suzuki SV650 -			
IDEAL LAP TIME : 53.713		BEST LAP TIME : 53.788		DIFFERENCE : 0.075		
LAP	SECTOR 1	SECTOR 2	LAP TIME	MPH	DIFF	TIME OF DAY
1 -	34.976	23.846	58.822	73.92	5.034	10:07:41.498
2 -	33.140	21.948	55.088	78.93	1.300	10:08:36.586
3 -	33.239	22.444	55.683	78.09	1.895	10:09:32.269
4 -	32.253	21.642	53.895 (2)	80.68	0.107	10:10:26.164
5 -	32.262	21.954	54.216	80.20	0.428	10:11:20.380
6 -	32.204	21.584	53.788 (1)	80.84		10:12:14.168
7 -	32.402	21.509	53.911 (3)	80.66	0.123	10:13:08.079
8 -	33.518	22.087	55.605	78.20	1.817	10:14:03.684
9 -	48.328	23.061	1:11.389	60.91	17.601	10:15:15.073
10 -	33.495	22.596	56.091	77.52	2.303	10:16:11.164

P15 55 John REYNOLDS			Suzuki SV650 - Fins Motorcycles			
IDEAL LAP TIME : 53.910		BEST LAP TIME : 53.910		DIFFERENCE : 0.000		
LAP	SECTOR 1	SECTOR 2	LAP TIME	MPH	DIFF	TIME OF DAY
1 -	OUTLAP	22.449	58.950	73.76	5.040	10:09:46.327
2 -	32.948	22.259	55.207	78.76	1.297	10:10:41.534
3 -	32.831	21.716	54.547	79.72	0.637	10:11:36.081
4 -	33.411	21.783	55.194	78.78	1.284	10:12:31.275
5 -	32.551	21.666	54.217 (2)	80.20	0.307	10:13:25.492
6 -	32.257	21.653	53.910 (1)	80.66		10:14:19.402
7 -	32.291	22.151	54.442 (3)	79.87	0.532	10:15:13.844

P16 15 James SVENSEN			Suzuki SV650S -			
IDEAL LAP TIME : 53.932		BEST LAP TIME : 53.947		DIFFERENCE : 0.015		
LAP	SECTOR 1	SECTOR 2	LAP TIME	MPH	DIFF	TIME OF DAY
1 -	35.813	22.876	58.689	74.09	4.742	10:07:31.600
2 -	33.393	22.568	55.961	77.70	2.014	10:08:27.561
3 -	32.980	22.429	55.409	78.48	1.462	10:09:22.970
4 -	32.670	22.068	54.738	79.44	0.791	10:10:17.708
5 -	32.383	21.818	54.201 (2)	80.23	0.254	10:11:11.909
6 -	32.906	21.839	54.745	79.43	0.798	10:12:06.654
7 -	32.735	22.102	54.837	79.30	0.890	10:13:01.491
8 -	32.338	22.091	54.429	79.89	0.482	10:13:55.920
9 -	32.114	21.833	53.947 (1)	80.60		10:14:49.867
10 -	32.841	21.991	54.832	79.30	0.885	10:15:44.699
11 -	32.216	22.002	54.218 (3)	80.20	0.271	10:16:38.917

BMCRC - MRO Championships 2024 - Rnd 7 @ Brands Hatch Indy

MRO Minitwins & BMCRC Rookie Minitwins

QUALIFYING - SECTOR ANALYSIS



SECTOR 1 = FL to I1, SECTOR 2 = I1 to FL, DIFF = Difference To Personal Best Lap, P = Crossed Finish Line in Pit Lane, D = Time Disallowed

P17 122 RMT James EGGINTON		Suzuki SV650 - Advance Computer Services - www.ACS.co.uk				
IDEAL LAP TIME : 54.051		BEST LAP TIME : 54.051		DIFFERENCE : 0.000		
LAP	SECTOR 1	SECTOR 2	LAP TIME	MPH	DIFF	TIME OF DAY
1 -	35.442	22.833	58.275	74.62	4.224	10:07:42.137
2 -	34.294	22.007	56.301	77.23	2.250	10:08:38.438
3 -	32.723	21.892	54.615 (3)	79.62	0.564	10:09:33.053
4 -	33.144	21.986	55.130	78.87	1.079	10:10:28.183
5 -	32.754	21.823	54.577 (2)	79.67	0.526	10:11:22.760
6 -	32.504	22.320	54.824	79.31	0.773	10:12:17.584
7 -	33.342	22.010	55.352	78.56	1.301	10:13:12.936
8 -	32.376	21.675	54.051 (1)	80.45		10:14:06.987

P18 69 Jack GRIFFITHS		Suzuki SV650 - JOE'S CARPETS, ATP RACING				
IDEAL LAP TIME : 54.050		BEST LAP TIME : 54.053		DIFFERENCE : 0.003		
LAP	SECTOR 1	SECTOR 2	LAP TIME	MPH	DIFF	TIME OF DAY
1 -	34.207	21.994	56.201	77.37	2.148	10:07:28.848
2 -	32.780	21.915	54.695	79.50	0.642	10:08:23.543
3 -	32.654	21.959	54.613	79.62	0.560	10:09:18.156
4 -	32.279	21.813	54.092 (2)	80.39	0.039	10:10:12.248
5 -	32.602	22.384	54.986	79.08	0.933	10:11:07.234
6 -	32.848	21.913	54.761	79.41	0.708	10:12:01.995
7 -	32.434	21.975	54.409 (3)	79.92	0.356	10:12:56.404
8 -	32.282	21.771	54.053 (1)	80.45		10:13:50.457
9 -	32.464	21.985	54.449	79.86	0.396	10:14:44.906
10 -	32.868	22.145	55.013	79.04	0.960	10:15:39.919

P19 293 Leigh SMITH		Suzuki SV650 - Smiths Mechanical Support Ltd, Lamonde Autor				
IDEAL LAP TIME : 54.251		BEST LAP TIME : 54.268		DIFFERENCE : 0.017		
LAP	SECTOR 1	SECTOR 2	LAP TIME	MPH	DIFF	TIME OF DAY
1 -	35.639	22.732	58.371	74.49	4.103	10:07:41.837
2 -	33.139	21.721	54.860 (3)	79.26	0.592	10:08:36.697
3 -	34.455	22.269	56.724	76.66	2.456	10:09:33.421
4 -	33.553	22.679	56.232	77.33	1.964	10:10:29.653
5 -	32.827	21.736	54.563 (2)	79.69	0.295	10:11:24.216
6 -	32.530	21.738	54.268 (1)	80.13		10:12:18.484
7 -	33.579	22.519	56.098	77.51	1.830	10:13:14.582
8 -	33.264	22.215	55.479	78.38	1.211	10:14:10.061
9 -	33.902	23.011	56.913	76.40	2.645	10:15:06.974
10 -	35.713	22.607	58.320	74.56	4.052	10:16:05.294

P20 30 RMT David LUFF		Suzuki SV 650 - ATP & Sarah O'Neill				
IDEAL LAP TIME : 54.333		BEST LAP TIME : 54.333		DIFFERENCE : 0.000		
LAP	SECTOR 1	SECTOR 2	LAP TIME	MPH	DIFF	TIME OF DAY
1 -	33.474	22.152	55.626	78.17	1.293	10:07:21.440
2 -	32.384	22.047	54.431 (2)	79.89	0.098	10:08:15.871
3 -	32.639	22.029	54.668 (3)	79.54	0.335	10:09:10.539
4 -	32.378	21.955	54.333 (1)	80.03		10:10:04.872
5 -	33.506	22.133	55.639	78.15	1.306	10:11:00.511
6 -	33.582	22.117	55.699	78.07	1.366	10:11:56.210
7 -	32.792	23.178	55.970	77.69	1.637	10:12:52.180

P21 237 RMT Tim WOOD		Suzuki SV650S - Hel Performance , Whitson Wellness, Not So F				
IDEAL LAP TIME : 54.646		BEST LAP TIME : 54.715		DIFFERENCE : 0.069		
LAP	SECTOR 1	SECTOR 2	LAP TIME	MPH	DIFF	TIME OF DAY
1 -	37.248	22.829	1:00.077	72.38	5.362	10:08:00.199
2 -	33.229	22.203	55.432 (3)	78.44	0.717	10:08:55.631
3 -	32.804	22.298	55.102 (2)	78.91	0.387	10:09:50.733
4 -	33.041	25.226	58.267	74.63	3.552	10:10:49.000
5 -	32.443	22.272	54.715 (1)	79.47		10:11:43.715

BMCRC - MRO Championships 2024 - Rnd 7 @ Brands Hatch Indy

MRO Minitwins & BMCRC Rookie Minitwins

QUALIFYING - SECTOR ANALYSIS



SECTOR 1 = FL to I1, SECTOR 2 = I1 to FL, DIFF = Difference To Personal Best Lap, P = Crossed Finish Line in Pit Lane, D = Time Disallowed

P22 81		Malvern MAY		Suzuki SV650 - IMP racing			
IDEAL LAP TIME : 54.793		BEST LAP TIME : 54.949		DIFFERENCE : 0.156			
LAP	SECTOR 1	SECTOR 2	LAP TIME	MPH	DIFF	TIME OF DAY	
1 -	35.014	22.935	57.949	75.04	3.000	10:07:31.306	
2 -	33.485	22.586	56.071	77.55	1.122	10:08:27.377	
3 -	33.036	22.560	55.596	78.21	0.647	10:09:22.973	
4 -	33.406	22.145	55.551	78.28	0.602	10:10:18.524	
5 -	32.850	22.099	54.949 (1)	79.13		10:11:13.473	
6 -	33.507	22.330	55.837	77.88	0.888	10:12:09.310	
7 -	35.320	23.304	58.624	74.17	3.675	10:13:07.934	
8 -	33.043	22.340	55.383	78.51	0.434	10:14:03.317	
9 -	32.818	22.145	54.963 (2)	79.11	0.014	10:14:58.280	
10 -	32.694	22.384	55.078 (3)	78.95	0.129	10:15:53.358	

P23 127		Matthew CHAM		Ducati MONSTER 796 -			
IDEAL LAP TIME : 55.296		BEST LAP TIME : 55.296		DIFFERENCE : 0.000			
LAP	SECTOR 1	SECTOR 2	LAP TIME	MPH	DIFF	TIME OF DAY	
1 -	36.392	24.010	1:00.402	71.99	5.106	10:07:41.436	
2 -	34.542	22.486	57.028	76.25	1.732	10:08:38.464	
3 -	33.459	22.511	55.970	77.69	0.674	10:09:34.434	
4 -	33.250	22.529	55.779 (2)	77.96	0.483	10:10:30.213	
5 -	33.596	22.549	56.145	77.45	0.849	10:11:26.358	
6 -	32.990	22.306	55.296 (1)	78.64		10:12:21.654	
7 -	33.133	22.717	55.850 (3)	77.86	0.554	10:13:17.504	

P24 75 RMT		Tom SVENSEN		Suzuki SV650 - Team TSR - HCL Car sales			
IDEAL LAP TIME : 55.379		BEST LAP TIME : 55.379		DIFFERENCE : 0.000			
LAP	SECTOR 1	SECTOR 2	LAP TIME	MPH	DIFF	TIME OF DAY	
1 -	36.461	22.921	59.382	73.23	4.003	10:07:42.713	
2 -	35.430	23.809	59.239	73.40	3.860	10:08:41.952	
3 -	33.843	22.933	56.776	76.59	1.397	10:09:38.728	
4 -	33.390	22.764	56.154	77.44	0.775	10:10:34.882	
5 -	33.597	22.465	56.062	77.56	0.683	10:11:30.944	
6 -	33.204	22.404	55.608 (2)	78.20	0.229	10:12:26.552	
7 -	33.457	22.649	56.106	77.50	0.727	10:13:22.658	
8 -	33.045	22.334	55.379 (1)	78.52		10:14:18.037	
9 -	33.322	22.590	55.912 (3)	77.77	0.533	10:15:13.949	
10 -	33.969	22.640	56.609	76.81	1.230	10:16:10.558	

P25 14 RMT		George DAVIES		Suzuki SV650 - Tanya Warner			
IDEAL LAP TIME : 55.376		BEST LAP TIME : 55.621		DIFFERENCE : 0.245			
LAP	SECTOR 1	SECTOR 2	LAP TIME	MPH	DIFF	TIME OF DAY	
1 -	36.354	23.097	59.451	73.14	3.830	10:07:38.781	
2 -	34.146	22.332	56.478	76.99	0.857	10:08:35.259	
3 -	34.721	22.571	57.292	75.90	1.671	10:09:32.551	
4 -	35.076	23.435	58.511	74.32	2.890	10:10:31.062	
5 -	33.372	22.573	55.945 (2)	77.72	0.324	10:11:27.007	
6 -	33.502	22.690	56.192	77.38	0.571	10:12:23.199	
7 -	33.044	22.577	55.621 (1)	78.18		10:13:18.820	
8 -	33.379	22.592	55.971 (3)	77.69	0.350	10:14:14.791	
9 -	33.675	22.390	56.065	77.56	0.444	10:15:10.856	
10 -	33.982	22.474	56.456	77.02	0.835	10:16:07.312	

BMCRC - MRO Championships 2024 - Rnd 7 @ Brands Hatch Indy

MRO Minitwins & BMCRC Rookie Minitwins

QUALIFYING - SECTOR ANALYSIS



SECTOR 1 = FL to I1, SECTOR 2 = I1 to FL, DIFF = Difference To Personal Best Lap, P = Crossed Finish Line in Pit Lane, D = Time Disallowed

P26 16 RMT Kirt ELLIOTT			Suzuki SV650 -			
IDEAL LAP TIME : 55.978		BEST LAP TIME : 55.987		DIFFERENCE : 0.009		
LAP	SECTOR 1	SECTOR 2	LAP TIME	MPH	DIFF	TIME OF DAY
1 -	35.711	23.475	59.186	73.47	3.199	10:07:37.280
2 -	34.316	23.054	57.370	75.79	1.383	10:08:34.650
3 -	34.491	23.194	57.685	75.38	1.698	10:09:32.335
4 -	33.956	22.972	56.928	76.38	0.941	10:10:29.263
5 -	34.035	22.936	56.971	76.33	0.984	10:11:26.234
6 -	34.041	23.026	57.067	76.20	1.080	10:12:23.301
7 -	33.524	22.922	56.446	77.04	0.459	10:13:19.747
8 -	33.617	22.749	56.366 (3)	77.14	0.379	10:14:16.113
9 -	33.418	22.750	56.168 (2)	77.42	0.181	10:15:12.281
10 -	33.427	22.560	55.987 (1)	77.67		10:16:08.268

P27 40 Simon WILKINSON			Suzuki SV650 -			
IDEAL LAP TIME : 56.096		BEST LAP TIME : 56.136		DIFFERENCE : 0.040		
LAP	SECTOR 1	SECTOR 2	LAP TIME	MPH	DIFF	TIME OF DAY
1 -	35.895	22.840	58.735	74.03	2.599	10:07:41.753
2 -	36.821	23.418	1:00.239	72.18	4.103	10:08:41.992
3 -	34.875	23.751	58.626	74.17	2.490	10:09:40.618
4 -	34.130	22.897	57.027	76.25	0.891	10:10:37.645
5 -	33.670	22.466	56.136 (1)	77.46		10:11:33.781
6 -	33.630	22.706	56.336 (3)	77.19	0.200	10:12:30.117
7 -	33.960	22.657	56.617	76.80	0.481	10:13:26.734
8 -	33.685	22.662	56.347	77.17	0.211	10:14:23.081
9 -	33.648	22.491	56.139 (2)	77.46	0.003	10:15:19.220
10 -	33.704	22.723	56.427	77.06	0.291	10:16:15.647

P28 47 Tristan BOHANAN			Suzuki SV 650 -			
IDEAL LAP TIME : 56.344		BEST LAP TIME : 56.611		DIFFERENCE : 0.267		
LAP	SECTOR 1	SECTOR 2	LAP TIME	MPH	DIFF	TIME OF DAY
1 -	35.912	22.951	58.863	73.87	2.252	10:07:37.683
2 -	34.366	22.985	57.351	75.82	0.740	10:08:35.034
3 -	34.569	22.752	57.321	75.86	0.710	10:09:32.355
4 -	34.496	22.750	57.246	75.96	0.635	10:10:29.601
5 -	34.488	22.647	57.135 (3)	76.11	0.524	10:11:26.736
6 -	34.221	22.610	56.831 (2)	76.51	0.220	10:12:23.567
7 -	33.734	22.877	56.611 (1)	76.81		10:13:20.178
8 -	33.779	23.364	57.143	76.10	0.532	10:14:17.321
9 -	34.133	23.303	57.436	75.71	0.825	10:15:14.757
10 -	35.346	23.184	58.530	74.29	1.919	10:16:13.287

P29 12 Russell TAYLOR			Suzuki SV650 -			
IDEAL LAP TIME : 56.556		BEST LAP TIME : 56.682		DIFFERENCE : 0.126		
LAP	SECTOR 1	SECTOR 2	LAP TIME	MPH	DIFF	TIME OF DAY
1 -	37.487	23.834	1:01.321	70.91	4.639	10:07:31.856
2 -	34.707	23.114	57.821	75.20	1.139	10:08:29.677
3 -	34.008	23.109	57.117	76.13	0.435	10:09:26.794
4 -	33.973	22.709	56.682 (1)	76.71		10:10:23.476
5 -	33.918	22.832	56.750	76.62	0.068	10:11:20.226
6 -	34.168	23.400	57.568	75.53	0.886	10:12:17.794
7 -	33.981	22.739	56.720 (2)	76.66	0.038	10:13:14.514
8 -	34.008	22.718	56.726 (3)	76.65	0.044	10:14:11.240
9 -	34.037	23.029	57.066	76.20	0.384	10:15:08.306
10 -	33.847	22.988	56.835	76.51	0.153	10:16:05.141

BMCRC - MRO Championships 2024 - Rnd 7 @ Brands Hatch Indy

MRO Minitwins & BMCRC Rookie Minitwins

QUALIFYING - SECTOR ANALYSIS



SECTOR 1 = FL to I1, SECTOR 2 = I1 to FL, DIFF = Difference To Personal Best Lap, P = Crossed Finish Line in Pit Lane, D = Time Disallowed

P30 62 RMT Max PRIESTLEY		Suzuki SV650 - Mum and Dad				
IDEAL LAP TIME : 57.842		BEST LAP TIME : 57.842		DIFFERENCE : 0.000		
LAP	SECTOR 1	SECTOR 2	LAP TIME	MPH	DIFF	TIME OF DAY
1 -	38.470	24.871	1:03.341	68.65	5.499	10:07:46.313
2 -	35.120	23.783	58.903	73.82	1.061	10:08:45.216
3 -	35.083	23.688	58.771 (3)	73.99	0.929	10:09:43.987
4 -	34.479	23.363	57.842 (1)	75.18		10:10:41.829
5 -	34.859	23.627	58.486 (2)	74.35	0.644	10:11:40.315
6 -	35.087	24.074	59.161	73.50	1.319	10:12:39.476
7 -	35.342	23.478	58.820	73.93	0.978	10:13:38.296

P31 51 Andrew DURANT		Suzuki SV650 -				
IDEAL LAP TIME : 58.314		BEST LAP TIME : 58.392		DIFFERENCE : 0.078		
LAP	SECTOR 1	SECTOR 2	LAP TIME	MPH	DIFF	TIME OF DAY
1 -	37.145	24.074	1:01.219	71.03	2.827	10:07:41.030
2 -	37.068	23.844	1:00.912	71.39	2.520	10:08:41.942
3 -	35.897	23.797	59.694	72.84	1.302	10:09:41.636
4 -	35.813	23.557	59.370	73.24	0.978	10:10:41.006
5 -	35.409	23.595	59.004 (3)	73.70	0.612	10:11:40.010
6 -	34.885	23.893	58.778 (2)	73.98	0.386	10:12:38.788
7 -	36.039	24.006	1:00.045	72.42	1.653	10:13:38.833
8 -	35.211	24.714	59.925	72.56	1.533	10:14:38.758
9 -	34.963	23.429	58.392 (1)	74.47		10:15:37.150
10 -	36.289	23.805	1:00.094	72.36	1.702	10:16:37.244

P32 113 RMT Phil ROODT		Suzuki SV650 - Carter Thorne Carpets and flooring 2018 ltd				
IDEAL LAP TIME : 58.510		BEST LAP TIME : 58.511		DIFFERENCE : 0.001		
LAP	SECTOR 1	SECTOR 2	LAP TIME	MPH	DIFF	TIME OF DAY
1 -	39.840	24.321	1:04.161	67.77	5.650	10:07:48.005
2 -	36.912	23.710	1:00.622	71.73	2.111	10:08:48.627
3 -	36.235	23.996	1:00.231	72.19	1.720	10:09:48.858
4 -	34.800	23.711	58.511 (1)	74.32		10:10:47.369
5 -	35.847	24.175	1:00.022	72.45	1.511	10:11:47.391
6 -	35.730	24.283	1:00.013 (3)	72.46	1.502	10:12:47.404
7 -	35.043	24.095	59.138 (2)	73.53	0.627	10:13:46.542
8 -	36.895	24.283	1:01.178	71.08	2.667	10:14:47.720

P33 41 RMT Robert ROGERS		Suzuki SV650 -				
IDEAL LAP TIME : 58.926		BEST LAP TIME : 59.081		DIFFERENCE : 0.155		
LAP	SECTOR 1	SECTOR 2	LAP TIME	MPH	DIFF	TIME OF DAY
1 -	36.970	23.958	1:00.928	71.37	1.847	10:07:41.170
2 -	36.238	23.635	59.873	72.63	0.792	10:08:41.043
3 -	35.587	23.927	59.514	73.06	0.433	10:09:40.557
4 -	35.585	23.721	59.306	73.32	0.225	10:10:39.863
5 -	35.392	23.718	59.110 (2)	73.56	0.029	10:11:38.973
6 -	35.383	23.898	59.281 (3)	73.35	0.200	10:12:38.254
7 -	35.703	23.859	59.562	73.00	0.481	10:13:37.816
8 -	35.291	23.790	59.081 (1)	73.60		10:14:36.897
9 -	36.017	23.727	59.744	72.78	0.663	10:15:36.641
10 -	35.630	23.846	59.476	73.11	0.395	10:16:36.117

BMCRC - MRO Championships 2024 - Rnd 7 @ Brands Hatch Indy

MRO Minitwins & BMCRC Rookie Minitwins

QUALIFYING - SECTOR ANALYSIS



SECTOR 1 = FL to I1, SECTOR 2 = I1 to FL, DIFF = Difference To Personal Best Lap, P = Crossed Finish Line in Pit Lane, D = Time Disallowed

P34		700 RMT		Alex BUCHANAN		Suzuki SV650 - novus resourcing	
IDEAL LAP TIME : 59.189		BEST LAP TIME : 59.189		DIFFERENCE : 0.000			
LAP	SECTOR 1	SECTOR 2	LAP TIME	MPH	DIFF	TIME OF DAY	
1 -	38.420	24.436	1:02.856	69.18	3.667	10:07:35.325	
2 -	35.853	23.336	59.189 (1)	73.46		10:08:34.514	
3 -	36.848	23.465	1:00.313	72.10	1.124	10:09:34.827	
4 -	36.085	23.837	59.922 (3)	72.57	0.733	10:10:34.749	
5 -	36.679	23.454	1:00.133	72.31	0.944	10:11:34.882	
6 -	36.064	23.648	59.712 (2)	72.82	0.523	10:12:34.594	
7 -	36.578	23.686	1:00.264	72.15	1.075	10:13:34.858	
8 -	37.285	23.762	1:01.047	71.23	1.858	10:14:35.905	
9 -	36.742	23.532	1:00.274	72.14	1.085	10:15:36.179	

P35		8		Stuart ALBON		Suzuki SV650 - Winter Sun Skydiving	
IDEAL LAP TIME : 1:00.861		BEST LAP TIME : 1:01.337		DIFFERENCE : 0.476			
LAP	SECTOR 1	SECTOR 2	LAP TIME	MPH	DIFF	TIME OF DAY	
1 -	40.927	25.426	1:06.353	65.53	5.016	10:07:51.035	
2 -	39.859	25.795	1:05.654	66.23	4.317	10:08:56.689	
3 -	38.626	25.479	1:04.105	67.83	2.768	10:10:00.794	
4 -	38.178	25.527	1:03.705	68.26	2.368	10:11:04.499	
5 -	37.881	24.534	1:02.415	69.67	1.078	10:12:06.914	
6 -	37.437	23.900	1:01.337 (1)	70.89		10:13:08.251	
7 -	37.299	24.748	1:02.047 (3)	70.08	0.710	10:14:10.298	
8 -	36.961	24.547	1:01.508 (2)	70.69	0.171	10:15:11.806	
9 -	38.713	25.149	1:03.862	68.09	2.525	10:16:15.668	

P36		251 RMT		Craig FERRIS		Suzuki SV650 - IMP Racing	
IDEAL LAP TIME : 1:04.481		BEST LAP TIME : 1:04.481		DIFFERENCE : 0.000			
LAP	SECTOR 1	SECTOR 2	LAP TIME	MPH	DIFF	TIME OF DAY	
1 -	40.919	26.350	1:07.269	64.64	2.788	10:07:47.516	
2 -	44.072	26.090	1:10.162	61.97	5.681	10:08:57.678	
3 -	38.690	25.791	1:04.481 (1)	67.44		10:10:02.159	
4 -	40.032	26.290	1:06.322 (3)	65.56	1.841	10:11:08.481	
5 -	39.126	25.914	1:05.040 (2)	66.86	0.559	10:12:13.521	

BMCRC - MRO Championships 2024 - Rnd 7 @ Brands Hatch Indy

MRO Minitwins & BMCRC Rookie Minitwins

QUALIFYING - STATISTICS

Competitors Started	36
Planned Start	2024-09-21 @ 10:15:00.000
Actual Start	2024-09-21 @ 10:05:57.322
Finish Time	2024-09-21 @ 10:15:57.522
Track Length	1.2079mi.
Total Laps	323
Total Distance Covered	390.1664mi.

Session Fastest Lap History

NO	CL	NAME	LAP TIME	TIME OF DAY	LAP	VEHICLE
22		Darren DOWDS	52.322	10:07:15.515	1	Suzuki SV 650
22		Darren DOWDS	52.033	10:08:07.548	2	Suzuki SV 650
22		Darren DOWDS	51.745	10:08:59.293	3	Suzuki SV 650
333		David LINDEMANN	51.569	10:09:03.532	3	Suzuki SV650
1		David TWYFORD	51.559	10:09:07.591	3	Suzuki SV650
22		Darren DOWDS	51.545	10:09:50.838	4	Suzuki SV 650
22		Darren DOWDS	51.214	10:10:42.052	5	Suzuki SV 650

Flag History

TYPE	TIME OF DAY
GREEN	10:05:57.322
FINISH	10:15:57.522

Flag Statistics

TYPE	COUNT	TOTAL LAPS	TOTAL TIME
Green	1	11	10:57.474
Red	0	0	0.000
Safety Car	0	0	0.000
FCY	0	0	0.000

BMCRC - MRO Championships 2024 - Rnd 7 @ Brands Hatch Indy

MRO Minitwins & BMCRC Rookie Minitwins

QUALIFYING - STATISTICS

CLASS :

22 Starters

Fastest Lap History

NO	NAME	LAP TIME	TIME OF DAY	LAP	VEHICLE
22	Darren DOWDS	52.322	10:07:15.515	1	Suzuki SV 650
22	Darren DOWDS	52.033	10:08:07.548	2	Suzuki SV 650
22	Darren DOWDS	51.745	10:08:59.293	3	Suzuki SV 650
333	David LINDEMANN	51.569	10:09:03.532	3	Suzuki SV650
1	David TWYFORD	51.559	10:09:07.591	3	Suzuki SV650
22	Darren DOWDS	51.545	10:09:50.838	4	Suzuki SV 650
22	Darren DOWDS	51.214	10:10:42.052	5	Suzuki SV 650

BMCRC - MRO Championships 2024 - Rnd 7 @ Brands Hatch Indy

MRO Minitwins & BMCRC Rookie Minitwins

QUALIFYING - STATISTICS

CLASS : RMT

14 Starters

Fastest Lap History

NO	NAME	LAP TIME	TIME OF DAY	LAP	VEHICLE
30	David LUFF	55.626	10:07:21.440	1	Suzuki SV 650
30	David LUFF	54.431	10:08:15.871	2	Suzuki SV 650
511	William BARRETT	54.375	10:09:27.477	3	Suzuki SV650
30	David LUFF	54.333	10:10:04.872	4	Suzuki SV 650
511	William BARRETT	54.216	10:10:21.693	4	Suzuki SV650
166	Ben KING	53.895	10:10:26.164	4	Suzuki SV650
166	Ben KING	53.788	10:12:14.168	6	Suzuki SV650
511	William BARRETT	53.714	10:13:58.913	8	Suzuki SV650
511	William BARRETT	53.042	10:14:51.955	9	Suzuki SV650

BMCRC - MRO Championships 2024 - Rnd 7 @ Brands Hatch Indy

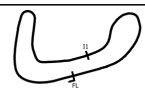
MRO Minitwins & BMCRC Rookie Minitwins

RACE 7 - GRID (9 Laps)

ROW 13				37	35	Tyler WALSH								
ROW 12	36	1:04.481	251	Craig FERRIS	35	1:01.337	8	Stuart ALBON	34	59.189	700	Alex BUCHANAN		
ROW 11			33	59.081	41	Robert ROGERS	32	58.511	113	Phil ROODT	31	58.392	51	Andrew DURANT
ROW 10	30	57.842	62	Max PRIESTLEY	29	56.682	12	Russell TAYLOR	28	56.611	47	Tristan BOHANAN		
ROW 9			27	56.136	40	Simon WILKINSON	26	55.987	16	Kirt ELLIOTT	25	55.621	14	George DAVIES
ROW 8	24	55.379	75	Tom SVENSEN	23	55.296	127	Matthew CHAM	22	54.949	81	Malvern MAY		
ROW 7			21	54.715	237	Tim WOOD	20	54.333	30	David LUFF	19	54.268	293	Leigh SMITH
ROW 6	18	54.053	69	Jack GRIFFITHS	17	54.051	122	James EGGINTON	16	53.947	15	James SVENSEN		
ROW 5			15	53.910	55	John REYNOLDS	14	53.788	166	Ben KING	13	53.402	606	Robert BRYANT
ROW 4	12	53.305	27	Jack BETTIS	11	53.273	45	Terence QUINCE	10	53.244	115	Brian MAHER		
ROW 3			9	53.042	511	William BARRETT	8	52.922	3	Oliver ARBON	7	52.429	19	Kevin LILLEY
ROW 2	6	52.173	66	Mitch DUCRAN	5	52.154	21	Toby FINNIS	4	51.755	33	Steve COSTIN		
ROW 1			3	51.374	1	David TWYFORD	2	51.301	333	David LINDEMANN	1	51.214	22	Darren DOWDS
Pole														

These results are provisional until the conclusion of any judicial and technical matters.

Brands Hatch Indy: 1.2079 miles

Clerk Of Course:	Stewards:	Timekeeper: Richard Evans	
------------------	-----------	---------------------------	---

Results can be found at www.tsl-timing.com

Printed - 10:20 Saturday, 21 September 2024



BMCRC - MRO Championships 2024 - Rnd 7 @ Brands Hatch Indy

MRO Minitwins & BMCRC Rookie Minitwins

RACE 7 - CLASSIFICATION

Race Distance: 9 Laps / 10.87 miles

POS	NO	CL	PIC	NAME	ENTRY	LAPS	TIME	GAP	DIFF	MPH	BEST	ON	GRD	↑↓
1	333		1	David LINDEMANN	Suzuki SV650 - Giraffe Decorators	9	7:45.650			84.04	50.950	9	2	1
2	1		2	David TWYFORD	Suzuki SV650 - IMP Racing, MHP, Chris Cowan	9	7:47.138	1.488	1.488	83.78	51.089	6	3	1
3	66		3	Mitch DUCRAN	Suzuki SV650 - JP Haulage	9	7:54.729	9.079	7.591	82.44	51.841	8	6	3
4	33		4	Steve COSTIN	Suzuki SV650 - Sublime Designs / ATP Motorsport	9	7:56.888	11.238	2.159	82.06	51.963	5	4	0
5	21		5	Toby FINNIS	Suzuki SV650R - Crawford's / Tey Farm Systems/ Harlow Ag	9	7:57.272	11.622	0.384	82.00	51.952	5	5	0
6	19		6	Kevin LILLEY	Suzuki SV650 - Trafalgar Cleaning Eqpt. / Steve Jordan Motc	9	8:01.753	16.103	4.481	81.23	52.415	5	7	1
7	606	RMT	1	Robert BRYANT	Suzuki SV650 - R.B Plumbing & Heating	9	8:09.316	23.666	7.563	79.98	53.385	9	13	6
8	3		7	Oliver ARBON	Suzuki SV650 - TT Plumbing & Heating	9	8:09.644	23.994	0.328	79.93	53.363	5	8	0
9	55		8	John REYNOLDS	Suzuki SV650 - Fins Motorcycles	9	8:10.139	24.489	0.495	79.84	53.484	8	15	6
10	27		9	Jack BETTIS	Suzuki SV 650 - NB Toolmaking	9	8:10.804	25.154	0.665	79.74	53.295	5	12	2
11	511	RMT	2	William BARRETT	Suzuki SV650 -	9	8:11.736	26.086	0.932	79.59	53.332	8	9	-2
12	166	RMT	3	Ben KING	Suzuki SV650 -	9	8:11.740	26.090	0.004	79.58	53.415	8	14	2
13	45		10	Terence QUINCE	Suzuki SV650 - K&Q, HM Racing, Titan-x	9	8:12.741	27.091	1.001	79.42	53.011	7	11	-2
14	15		11	James SVENSEN	Suzuki SV650S -	9	8:13.186	27.536	0.445	79.35	53.899	3	16	2
15	30	RMT	4	David LUFF	Suzuki SV 650 - ATP & Sarah O'Neill	9	8:16.068	30.418	2.882	78.89	53.533	8	20	5
16	122	RMT	5	James EGGINTON	Suzuki SV650 - Advance Computer Services - www.ACS.co	9	8:17.623	31.973	1.555	78.64	54.071	7	17	1
17	81		12	Malvern MAY	Suzuki SV650 - IMP racing	9	8:19.868	34.218	2.245	78.29	54.342	4	22	5
18	293		13	Leigh SMITH	Suzuki SV650 - Smiths Mechanical Support Ltd, Lamonde At	9	8:25.203	39.553	5.335	77.46	54.079	3	19	1
19	127		14	Matthew CHAM	Ducati MONSTER 796 -	9	8:25.273	39.623	0.070	77.45	54.900	2	23	4
20	14	RMT	6	George DAVIES	Suzuki SV650 - Tanya Warner	9	8:25.445	39.795	0.172	77.43	54.157	5	25	5
21	69		15	Jack GRIFFITHS	Suzuki SV650 - JOE'S CARPETS, ATP RACING	9	8:25.451	39.801	0.006	77.43	54.975	5	18	-3
22	237	RMT	7	Tim WOOD	Suzuki SV650S - Hel Performance, Whitson Wellness, Not S	9	8:25.518	39.868	0.067	77.42	54.643	5	21	-1
23	40		16	Simon WILKINSON	Suzuki SV650 -	9	8:33.683	48.033	8.165	76.18	55.360	9	27	4
24	12		17	Russell TAYLOR	Suzuki SV650 -	9	8:33.702	48.052	0.019	76.18	55.723	5	29	5
25	47		18	Tristan BOHANAN	Suzuki SV 650 -	9	8:34.873	49.223	1.171	76.01	55.547	4	28	3
26	75	RMT	8	Tom SVENSEN	Suzuki SV650 - Team TSR - HCL Car sales	9	8:35.112	49.462	0.239	75.97	55.627	3	24	-2
27	16	RMT	9	Kirt ELLIOTT	Suzuki SV650 -	9	8:40.410	54.760	5.298	75.20	56.071	8	26	-1
28	62	RMT	10	Max PRIESTLEY	Suzuki SV650 - Mum and Dad	9	8:41.385	55.735	0.975	75.06	56.364	5	30	2
29	41	RMT	11	Robert ROGERS	Suzuki SV650 -	8	7:57.504	1 Lap	1 Lap	72.85	57.989	8	33	4
30	51		19	Andrew DURANT	Suzuki SV650 -	8	7:57.563	1 Lap	0.059	72.84	57.497	2	31	1
31	700	RMT	12	Alex BUCHANAN	Suzuki SV650 - novus resourcing	8	8:13.054	1 Lap	15.491	70.55	59.431	7	34	3
32	113	RMT	13	Phil ROODT	Suzuki SV650 - Carter Thorne Carpets and flooring 2018 ltd	8	8:13.690	1 Lap	0.636	70.46	59.539	7	32	0
33	8		20	Stuart ALBON	Suzuki SV650 - Winter Sun Skydiving	8	8:27.905	1 Lap	14.215	68.49	1:01.346	2	35	2
34	251	RMT	14	Craig FERRIS	Suzuki SV650 - IMP Racing	8	8:43.084	1 Lap	15.179	66.50	1:03.615	2	36	2

NOT CLASSIFIED

DNF	22			Darren DOWDS	Suzuki SV 650 - sublime dsg Ltd	5	4:21.900	4 Laps	3 Laps	83.02	51.320	3	1	
DNF	115			Brian MAHER	Suzuki SV650 - Spraytech /Espresso Solutions	0								10

FASTEST LAP

333				David LINDEMANN	Suzuki SV650 - Giraffe Decorators	9	50.950			85.35 mph	137.35 kph			
511	RMT			William BARRETT	Suzuki SV650 -	8	53.332			81.53 mph	131.22 kph			

Comments:

Class - 92.5% of Race Speed = 77.73 mph

Class RMT - 92.5% of Race Speed = 73.98 mph

Weather / Track : Cloudy / Dry

Date: 21/09/2024 Start: 13:07 Finish: 13:15

Brands Hatch Indy: 1.2079 miles

These results are provisional until the conclusion of any judicial and technical matters.

Clerk Of Course:	Stewards:	Timekeeper: Richard Evans	
------------------	-----------	---------------------------	---

Results can be found at www.tsl-timing.com

Printed - 13:18 Saturday, 21 September 2024



BMCRC - MRO Championships 2024 - Rnd 7 @ Brands Hatch Indy

MRO Minitwins & BMCRC Rookie Minitwins

RACE 7 - LAP CHART

LAP 1 @ 13:08:22.374		
NO	BEHIND	LAP TIME

22		55.635
1	0.204	55.839
333	0.432	56.067
33	0.865	56.500
66	1.109	56.744
21	1.261	56.896
55	2.776	58.411
3	3.131	58.766
19	3.307	58.942
27	3.471	59.106
606	3.887	59.522
511	4.408	1:00.043
15	4.475	1:00.110
166	4.598	1:00.233
127	5.429	1:01.064
122	5.568	1:01.203
69	6.077	1:01.712
45	6.247	1:01.882
81	6.776	1:02.411
237	8.337	1:03.972
30	8.379	1:04.014
12	8.605	1:04.240
14	8.864	1:04.499
293	9.627	1:05.262
75	9.921	1:05.556
16	10.213	1:05.848
47	10.332	1:05.967
40	10.354	1:05.989
62	10.975	1:06.610
51	11.507	1:07.142
41	12.310	1:07.945
700	13.459	1:09.094
113	13.959	1:09.594
8	16.235	1:11.870
251	17.674	1:13.309

LAP 2 @ 13:09:13.831		
NO	BEHIND	LAP TIME

1		51.253
22	0.145	51.602
333	0.231	51.256
33	1.596	52.188
66	1.703	52.051
21	1.803	51.999
55	5.296	53.977
3	5.589	53.915
19	5.651	53.801
27	5.785	53.771
606	6.341	53.911
511	6.543	53.592
15	6.980	53.962
166	7.247	54.106
127	8.872	54.900
122	8.963	54.852
45	9.663	54.873
69	9.814	55.194
81	9.913	54.594
30	10.834	53.912
237	11.843	54.963
14	12.340	54.933
12	13.441	56.293
293	13.510	55.340
75	14.425	55.961

47	15.095	56.220
40	16.126	57.229
16	16.148	57.392
62	16.822	57.304
51	17.547	57.497
41	19.465	58.612
700	22.717	1:00.715
113	23.201	1:00.699
8	26.124	1:01.346
251	29.832	1:03.615

LAP 3 @ 13:10:05.134		
NO	BEHIND	LAP TIME

1		51.303
22	0.162	51.320
333	0.581	51.653
33	2.779	52.486
66	2.800	52.400
21	3.202	52.702
19	6.832	52.484
55	7.816	53.823
3	8.122	53.836
27	8.186	53.704
606	8.684	53.646
15	9.576	53.899
511	9.804	54.564
166	9.885	53.941
122	11.963	54.303
127	12.876	55.307
81	13.030	54.420
45	13.206	54.846
69	13.737	55.226
30	13.859	54.328
237	15.680	55.140
14	15.862	54.825
293	16.286	54.079
12	18.036	55.898
75	18.749	55.627
47	19.418	55.626
40	20.763	55.940
16	22.221	57.376
62	22.800	57.281
51	24.245	58.001
41	26.584	58.422
700	32.335	1:00.921
113	32.832	1:00.934
8	37.415	1:02.594
251	42.732	1:04.203

LAP 4 @ 13:10:56.604		
NO	BEHIND	LAP TIME

1		51.470
22	0.060	51.368
333	0.130	51.019
66	3.333	52.003
33	3.570	52.261
21	3.906	52.174
19	7.934	52.572
55	10.713	54.367
3	10.851	54.199
27	10.927	54.211
606	11.109	53.895
511	11.678	53.344
15	12.295	54.189
166	12.438	54.023

122	15.261	54.768
81	15.902	54.342
45	15.910	54.174
30	16.404	54.015
127	17.075	55.669
69	17.416	55.149
14	18.738	54.346
237	19.023	54.813
293	19.228	54.412
12	22.543	55.977
75	23.329	56.050
47	23.495	55.547
40	24.923	55.630
16	27.864	57.113
62	28.033	56.703
51	30.964	58.189
41	33.901	58.787
700	41.585	1:00.720
113	42.484	1:01.122
8	48.474	1:02.529

LAP 5 @ 13:11:47.911		
NO	BEHIND	LAP TIME

333		51.177
1	0.142	51.449
22	0.728	51.975
66	3.926	51.900
251	1 Lap	1:04.003
33	4.226	51.963
21	4.551	51.952
19	9.042	52.415
3	12.907	53.363
27	12.915	53.295
606	13.594	53.792
55	14.099	54.693
511	14.466	54.095
166	14.735	53.604
15	15.307	54.319
45	17.974	53.371
122	18.559	54.605
81	18.947	54.352
30	19.017	53.920
127	20.824	55.056
69	21.084	54.975
14	21.588	54.157
237	22.359	54.643
293	22.516	54.595
12	26.959	55.723
75	28.223	56.201
47	28.436	56.248
40	29.010	55.394
62	33.090	56.364
16	33.620	57.063
51	38.423	58.766
41	41.212	58.618

LAP 6 @ 13:12:38.997		
NO	BEHIND	LAP TIME

333		51.086
1	0.145	51.089
113	1 Lap	1:00.643
700	1 Lap	1:01.638
66	5.440	52.600
33	6.159	53.019
21	6.626	53.161

8	1 Lap	1:01.961
19	11.455	53.499
3	15.970	54.149
27	16.036	54.207
606	16.383	53.875
55	16.772	53.759
511	17.132	53.752
166	17.392	53.743
251	1 Lap	1:04.696
15	18.327	54.106
45	20.452	53.564
122	21.955	54.482
81	22.298	54.437
30	22.343	54.412
127	25.384	55.646
69	25.469	55.471
14	25.636	55.134
237	26.480	55.207
293	27.119	55.689
12	32.642	56.769
75	33.850	56.713
47	34.053	56.703
40	34.460	56.536
62	38.803	56.799
16	39.557	57.023
51	46.601	59.264
41	49.091	58.965

LAP 7 @ 13:13:30.104		
NO	BEHIND	LAP TIME

333		51.107
1	0.292	51.254
66	6.472	52.139
33	7.944	52.892
21	8.975	53.456
113	1 Lap	1:00.118
700	1 Lap	1:00.144
19	12.825	52.477
3	18.742	53.879
27	18.748	53.819
606	18.981	53.705
55	19.378	53.713
8	1 Lap	1:02.851
511	20.314	54.289
166	20.693	54.408
15	21.441	54.221
45	22.356	53.011
122	24.919	54.071
30	25.092	53.856
81	25.992	54.801
127	30.264	55.987
14	30.350	55.821
237	30.443	55.070
69	30.458	56.096
293	30.565	54.553
251	1 Lap	1:04.848
12	37.851	56.316
75	38.679	55.936
40	38.966	55.613
47	39.002	56.056
62	44.351	56.655
16	44.653	56.203

LAP 8 @ 13:14:21.439		
NO	BEHIND	LAP TIME

333		51.335
1	0.535	51.578
51	1 Lap	59.339
41	1 Lap	58.166
66	6.978	51.841
33	8.950	52.341
21	9.834	52.194
19	14.555	53.065
113	1 Lap	59.539
700	1 Lap	59.431
3	21.075	53.668
606	21.231	53.585
27	21.316	53.903
55	21.527	53.484
511	22.311	53.332
166	22.773	53.415
45	24.415	53.394
15	24.522	54.416
30	27.290	53.533
122	28.330	54.746
81	30.084	55.427
8	1 Lap	1:02.131
14	34.164	55.149
127	34.309	55.380
293	34.686	55.456
69	34.708	55.585
237	35.044	55.936
12	42.784	56.268
75	43.478	56.134
40	43.623	55.992
251	1 Lap	1:03.992
47	44.109	56.442
16	49.389	56.071
62	50.143	57.127

LAP 9 @ 13:15:12.389		
NO	BEHIND	LAP TIME

333		50.950
1	1.488	51.903
66	9.079	53.051
33	11.238	53.238
21	11.622	52.738
41	1 Lap	57.989
51	1 Lap	59.365
19	16.103	52.498
606	23.666	53.385
3	23.994	53.869
55	24.489	53.912
27	25.154	54.788
511	26.086	54.725
166	26.090	54.267
45	27.091	53.626
700	1 Lap	1:00.391
15	27.536	53.964
113	1 Lap	1:01.041
30	30.418	54.078
122	31.973	54.593
81	34.218	55.084
293	39.553	55.817
127	39.623	56.264
14	39.795	56.581
69	39.801	56.043
237	39.868	55.774

BMCRC - MRO Championships 2024 - Rnd 7 @ Brands Hatch Indy

MRO Minitwins & BMCRC Rookie Minitwins

RACE 7 - LAP CHART

8	1 Lap	1:02.623
40	48.033	55.360
12	48.052	56.218
47	49.223	56.064
75	49.462	56.934
16	54.760	56.321
62	55.735	56.542
251	1 Lap	1:04.418

BMCRC - MRO Championships 2024 - Rnd 7 @ Brands Hatch Indy

MRO Minitwins & BMCRC Rookie Minitwins

RACE 7 - POSITION CHART

No	Name	Lap Pos										
			1	2	3	4	5	6	7	8	9	
22	DOWDS	1	22	1	1	1	333	333	333	333	333	
333	LINDEMANN	2	1	22	22	22	1	1	1	1	1	
1	TWYFORD	3	333	333	333	333	22	66	66	66	66	
33	COSTIN	4	33	33	33	66	66	33	33	33	33	
21	FINNIS	5	66	66	66	33	33	21	21	21	21	
66	DUCRAN	6	21	21	21	21	21	19	19	19	19	
19	LILLEY	7	55	55	19	19	19	3	3	3	606	
3	ARBON	8	3	3	55	55	3	27	27	606	3	
511	BARRETT	9	19	19	3	3	27	606	606	27	55	
115	MAHER	10	27	27	27	27	606	55	55	55	27	
45	QUINCE	11	606	606	606	606	55	511	511	511	511	
27	BETTIS	12	511	511	15	511	511	166	166	166	166	
606	BRYANT	13	15	15	511	15	166	15	15	45	45	
166	KING	14	166	166	166	166	15	45	45	15	15	
55	REYNOLDS	15	127	127	122	122	45	122	122	30	30	
15	SVENSEN	16	122	122	127	81	122	81	30	122	122	
122	EGGINTON	17	69	45	81	45	81	30	81	81	81	
69	GRIFFITHS	18	45	69	45	30	30	127	127	14	293	
293	SMITH	19	81	81	69	127	127	69	14	127	127	
30	LUFF	20	237	30	30	69	69	14	237	293	14	
237	WOOD	21	30	237	237	14	14	237	69	69	69	
81	MAY	22	12	14	14	237	237	293	293	237	237	
127	CHAM	23	14	12	293	293	293	12	12	12	40	
75	SVENSEN	24	293	293	12	12	12	75	75	75	12	
14	DAVIES	25	75	75	75	75	75	47	40	40	47	
16	ELLIOTT	26	16	47	47	47	47	40	47	47	75	
40	WILKINSON	27	47	40	40	40	40	62	62	16	16	
47	BOHANAN	28	40	16	16	16	62	16	16	62	62	
12	TAYLOR	29	62	62	62	62	16	51	51	41		
62	PRIESTLEY	30	51	51	51	51	51	41	41	51		
51	DURANT	31	41	41	41	41	41	113	113	700		
113	ROODT	32	700	700	700	700	113	700	700	113		
41	ROGERS	33	113	113	113	113	700	8	8	8		
700	BUCHANAN	34	8	8	8	8	8	251	251	251		
8	ALBON	35	251	251	251	251	251					
251	FERRIS	36										

BMCRC - MRO Championships 2024 - Rnd 7 @ Brands Hatch Indy

MRO Minitwins & BMCRC Rookie Minitwins

RACE 7 - SECTOR ANALYSIS



SECTOR 1 = FL to I1, SECTOR 2 = I1 to FL, DIFF = Difference To Personal Best Lap, P = Crossed Finish Line in Pit Lane, D = Time Disallowed

P1 333		David LINDEMANN		Suzuki SV650 - Giraffe Decorators			
IDEAL LAP TIME : 50.649		BEST LAP TIME : 50.950		DIFFERENCE : 0.301			
LAP	SECTOR 1	SECTOR 2	LAP TIME	MPH	DIFF	TIME OF DAY	
1 -		20.860	56.067	77.56	5.117	13:08:22.806	
2 -	30.574	20.682	51.256	84.84	0.306	13:09:14.062	
3 -	30.846	20.807	51.653	84.18	0.703	13:10:05.715	
4 -	30.547	20.472	51.019 (2)	85.23	0.069	13:10:56.734	
5 -	30.300	20.877	51.177	84.97	0.227	13:11:47.911	
6 -	30.177	20.909	51.086 (3)	85.12	0.136	13:12:38.997	
7 -	30.418	20.689	51.107	85.08	0.157	13:13:30.104	
8 -	30.566	20.769	51.335	84.71	0.385	13:14:21.439	
9 -	30.307	20.643	50.950 (1)	85.35		13:15:12.389	

P2 1		David TWYFORD		Suzuki SV650 - IMP Racing, MHP, Chris Cowan			
IDEAL LAP TIME : 50.826		BEST LAP TIME : 51.089		DIFFERENCE : 0.263			
LAP	SECTOR 1	SECTOR 2	LAP TIME	MPH	DIFF	TIME OF DAY	
1 -		20.940	55.839	77.87	4.750	13:08:22.578	
2 -	30.428	20.825	51.253 (2)	84.84	0.164	13:09:13.831	
3 -	30.503	20.800	51.303	84.76	0.214	13:10:05.134	
4 -	30.706	20.764	51.470	84.48	0.381	13:10:56.604	
5 -	30.505	20.944	51.449	84.52	0.360	13:11:48.053	
6 -	30.153	20.936	51.089 (1)	85.11		13:12:39.142	
7 -	30.581	20.673	51.254 (3)	84.84	0.165	13:13:30.396	
8 -	30.717	20.861	51.578	84.31	0.489	13:14:21.974	
9 -	30.760	21.143	51.903	83.78	0.814	13:15:13.877	

P3 66		Mitch DUCRAN		Suzuki SV650 - JP Haulage			
IDEAL LAP TIME : 51.765		BEST LAP TIME : 51.841		DIFFERENCE : 0.076			
LAP	SECTOR 1	SECTOR 2	LAP TIME	MPH	DIFF	TIME OF DAY	
1 -		21.013	56.744	76.63	4.903	13:08:23.483	
2 -	30.884	21.167	52.051	83.54	0.210	13:09:15.534	
3 -	31.270	21.130	52.400	82.98	0.559	13:10:07.934	
4 -	30.930	21.073	52.003 (3)	83.62	0.162	13:10:59.937	
5 -	30.838	21.062	51.900 (2)	83.78	0.059	13:11:51.837	
6 -	31.001	21.599	52.600	82.67	0.759	13:12:44.437	
7 -	31.159	20.980	52.139	83.40	0.298	13:13:36.576	
8 -	30.914	20.927	51.841 (1)	83.88		13:14:28.417	
9 -	31.958	21.093	53.051	81.97	1.210	13:15:21.468	

P4 33		Steve COSTIN		Suzuki SV650 - Sublime Designs / ATP Motorsport			
IDEAL LAP TIME : 51.963		BEST LAP TIME : 51.963		DIFFERENCE : 0.000			
LAP	SECTOR 1	SECTOR 2	LAP TIME	MPH	DIFF	TIME OF DAY	
1 -		21.011	56.500	76.96	4.537	13:08:23.239	
2 -	31.027	21.161	52.188 (2)	83.32	0.225	13:09:15.427	
3 -	31.246	21.240	52.486	82.85	0.523	13:10:07.913	
4 -	31.219	21.042	52.261 (3)	83.20	0.298	13:11:00.174	
5 -	30.983	20.980	51.963 (1)	83.68		13:11:52.137	
6 -	31.343	21.676	53.019	82.01	1.056	13:12:45.156	
7 -	31.229	21.663	52.892	82.21	0.929	13:13:38.048	
8 -	31.199	21.142	52.341	83.08	0.378	13:14:30.389	
9 -	31.106	22.132	53.238	81.68	1.275	13:15:23.627	

BMCRC - MRO Championships 2024 - Rnd 7 @ Brands Hatch Indy

MRO Minitwins & BMCRC Rookie Minitwins

RACE 7 - SECTOR ANALYSIS



SECTOR 1 = FL to I1, SECTOR 2 = I1 to FL, DIFF = Difference To Personal Best Lap, P = Crossed Finish Line in Pit Lane, D = Time Disallowed

P5 21		Toby FINNIS		Suzuki SV650R - Crawfords/ Tey Farm Systems/ Harlow Ag			
IDEAL LAP TIME : 51.800		BEST LAP TIME : 51.952		DIFFERENCE : 0.152			
LAP	SECTOR 1	SECTOR 2	LAP TIME	MPH	DIFF	TIME OF DAY	
1 -		20.965	56.896	76.43	4.944	13:08:23.635	
2 -	30.835	21.164	51.999 (2)	83.62	0.047	13:09:15.634	
3 -	31.335	21.367	52.702	82.51	0.750	13:10:08.336	
4 -	31.095	21.079	52.174 (3)	83.34	0.222	13:11:00.510	
5 -	30.923	21.029	51.952 (1)	83.70		13:11:52.462	
6 -	31.474	21.687	53.161	81.80	1.209	13:12:45.623	
7 -	31.475	21.981	53.456	81.34	1.504	13:13:39.079	
8 -	31.065	21.129	52.194	83.31	0.242	13:14:31.273	
9 -	31.142	21.596	52.738	82.45	0.786	13:15:24.011	

P6 19		Kevin LILLEY		Suzuki SV650 - Trafalgar Cleaning Eqpt. / Steve Jordan Motorcy			
IDEAL LAP TIME : 52.331		BEST LAP TIME : 52.415		DIFFERENCE : 0.084			
LAP	SECTOR 1	SECTOR 2	LAP TIME	MPH	DIFF	TIME OF DAY	
1 -		21.506	58.942	73.77	6.527	13:08:25.681	
2 -	32.574	21.227	53.801	80.82	1.386	13:09:19.482	
3 -	31.326	21.158	52.484 (3)	82.85	0.069	13:10:11.966	
4 -	31.292	21.280	52.572	82.71	0.157	13:11:04.538	
5 -	31.173	21.242	52.415 (1)	82.96		13:11:56.953	
6 -	32.249	21.250	53.499	81.28	1.084	13:12:50.452	
7 -	31.262	21.215	52.477 (2)	82.86	0.062	13:13:42.929	
8 -	31.699	21.366	53.065	81.94	0.650	13:14:35.994	
9 -	31.229	21.269	52.498	82.83	0.083	13:15:28.492	

P7 606 RMT		Robert BRYANT		Suzuki SV650 - R.B Plumbing & Heating			
IDEAL LAP TIME : 53.164		BEST LAP TIME : 53.385		DIFFERENCE : 0.221			
LAP	SECTOR 1	SECTOR 2	LAP TIME	MPH	DIFF	TIME OF DAY	
1 -		21.622	59.522	73.05	6.137	13:08:26.261	
2 -	32.374	21.537	53.911	80.66	0.526	13:09:20.172	
3 -	32.031	21.615	53.646 (3)	81.06	0.261	13:10:13.818	
4 -	32.401	21.494	53.895	80.68	0.510	13:11:07.713	
5 -	32.101	21.691	53.792	80.84	0.407	13:12:01.505	
6 -	32.178	21.697	53.875	80.71	0.490	13:12:55.380	
7 -	31.913	21.792	53.705	80.97	0.320	13:13:49.085	
8 -	32.120	21.465	53.585 (2)	81.15	0.200	13:14:42.670	
9 -	31.699	21.686	53.385 (1)	81.45		13:15:36.055	

P8 3		Oliver ARBON		Suzuki SV650 - TT Plumbing & Heating			
IDEAL LAP TIME : 53.242		BEST LAP TIME : 53.363		DIFFERENCE : 0.121			
LAP	SECTOR 1	SECTOR 2	LAP TIME	MPH	DIFF	TIME OF DAY	
1 -		21.448	58.766	73.99	5.403	13:08:25.505	
2 -	32.302	21.613	53.915	80.65	0.552	13:09:19.420	
3 -	32.316	21.520	53.836 (3)	80.77	0.473	13:10:13.256	
4 -	32.628	21.571	54.199	80.23	0.836	13:11:07.455	
5 -	31.983	21.380	53.363 (1)	81.49		13:12:00.818	
6 -	32.617	21.532	54.149	80.30	0.786	13:12:54.967	
7 -	32.167	21.712	53.879	80.71	0.516	13:13:48.846	
8 -	32.235	21.433	53.668 (2)	81.02	0.305	13:14:42.514	
9 -	32.610	21.259	53.869	80.72	0.506	13:15:36.383	

BMCRC - MRO Championships 2024 - Rnd 7 @ Brands Hatch Indy

MRO Minitwins & BMCRC Rookie Minitwins

RACE 7 - SECTOR ANALYSIS



SECTOR 1 = FL to I1, SECTOR 2 = I1 to FL, DIFF = Difference To Personal Best Lap, P = Crossed Finish Line in Pit Lane, D = Time Disallowed

P9 55		John REYNOLDS		Suzuki SV650 - Fins Motorcycles			
IDEAL LAP TIME : 53.441		BEST LAP TIME : 53.484		DIFFERENCE : 0.043			
LAP	SECTOR 1	SECTOR 2	LAP TIME	MPH	DIFF	TIME OF DAY	
1 -		21.610	58.411	74.44	4.927	13:08:25.150	
2 -	32.338	21.639	53.977	80.56	0.493	13:09:19.127	
3 -	32.144	21.679	53.823	80.79	0.339	13:10:12.950	
4 -	32.512	21.855	54.367	79.98	0.883	13:11:07.317	
5 -	32.905	21.788	54.693	79.50	1.209	13:12:02.010	
6 -	32.131	21.628	53.759 (3)	80.89	0.275	13:12:55.769	
7 -	32.277	21.436	53.713 (2)	80.95	0.229	13:13:49.482	
8 -	32.081	21.403	53.484 (1)	81.30		13:14:42.966	
9 -	32.552	21.360	53.912	80.66	0.428	13:15:36.878	

P10 27		Jack BETTIS		Suzuki SV 650 - NB Toolmaking			
IDEAL LAP TIME : 53.081		BEST LAP TIME : 53.295		DIFFERENCE : 0.214			
LAP	SECTOR 1	SECTOR 2	LAP TIME	MPH	DIFF	TIME OF DAY	
1 -		21.481	59.106	73.57	5.811	13:08:25.845	
2 -	32.722	21.049	53.771 (3)	80.87	0.476	13:09:19.616	
3 -	32.377	21.327	53.704 (2)	80.97	0.409	13:10:13.320	
4 -	32.732	21.479	54.211	80.21	0.916	13:11:07.531	
5 -	32.032	21.263	53.295 (1)	81.59		13:12:00.826	
6 -	32.802	21.405	54.207	80.22	0.912	13:12:55.033	
7 -	32.237	21.582	53.819	80.80	0.524	13:13:48.852	
8 -	32.477	21.426	53.903	80.67	0.608	13:14:42.755	
9 -	33.174	21.614	54.788	79.37	1.493	13:15:37.543	

P11 511 RMT		William BARRETT		Suzuki SV650 -			
IDEAL LAP TIME : 53.166		BEST LAP TIME : 53.332		DIFFERENCE : 0.166			
LAP	SECTOR 1	SECTOR 2	LAP TIME	MPH	DIFF	TIME OF DAY	
1 -		21.948	1:00.043	72.42	6.711	13:08:26.782	
2 -	32.066	21.526	53.592 (3)	81.14	0.260	13:09:20.374	
3 -	32.928	21.636	54.564	79.69	1.232	13:10:14.938	
4 -	31.907	21.437	53.344 (2)	81.52	0.012	13:11:08.282	
5 -	32.389	21.706	54.095	80.38	0.763	13:12:02.377	
6 -	32.089	21.663	53.752	80.90	0.420	13:12:56.129	
7 -	32.627	21.662	54.289	80.10	0.957	13:13:50.418	
8 -	31.729	21.603	53.332 (1)	81.53		13:14:43.750	
9 -	32.445	22.280	54.725	79.46	1.393	13:15:38.475	

P12 166 RMT		Ben KING		Suzuki SV650 -			
IDEAL LAP TIME : 53.347		BEST LAP TIME : 53.415		DIFFERENCE : 0.068			
LAP	SECTOR 1	SECTOR 2	LAP TIME	MPH	DIFF	TIME OF DAY	
1 -		21.440	1:00.233	72.19	6.818	13:08:26.972	
2 -	32.612	21.494	54.106	80.37	0.691	13:09:21.078	
3 -	32.123	21.818	53.941	80.61	0.526	13:10:15.019	
4 -	32.553	21.470	54.023	80.49	0.608	13:11:09.042	
5 -	32.178	21.426	53.604 (2)	81.12	0.189	13:12:02.646	
6 -	32.428	21.315	53.743 (3)	80.91	0.328	13:12:56.389	
7 -	32.295	22.113	54.408	79.92	0.993	13:13:50.797	
8 -	32.033	21.382	53.415 (1)	81.41		13:14:44.212	
9 -	32.032	22.235	54.267	80.13	0.852	13:15:38.479	

BMCRC - MRO Championships 2024 - Rnd 7 @ Brands Hatch Indy

MRO Minitwins & BMCRC Rookie Minitwins

RACE 7 - SECTOR ANALYSIS



SECTOR 1 = FL to I1, SECTOR 2 = I1 to FL, DIFF = Difference To Personal Best Lap, P = Crossed Finish Line in Pit Lane, D = Time Disallowed

P13 45		Terence QUINCE		Suzuki SV650 - K&Q, HM Racing, Titan-x		
IDEAL LAP TIME : 52.942		BEST LAP TIME : 53.011		DIFFERENCE : 0.069		
LAP	SECTOR 1	SECTOR 2	LAP TIME	MPH	DIFF	TIME OF DAY
1 -		21.623	1:01.882	70.27	8.871	13:08:28.621
2 -	33.123	21.750	54.873	79.24	1.862	13:09:23.494
3 -	32.379	22.467	54.846	79.28	1.835	13:10:18.340
4 -	32.697	21.477	54.174	80.27	1.163	13:11:12.514
5 -	31.944	21.427	53.371 (2)	81.47	0.360	13:12:05.885
6 -	32.139	21.425	53.564	81.18	0.553	13:12:59.449
7 -	31.661	21.350	53.011 (1)	82.03		13:13:52.460
8 -	32.113	21.281	53.394 (3)	81.44	0.383	13:14:45.854
9 -	31.973	21.653	53.626	81.09	0.615	13:15:39.480

P14 15		James SVENSEN		Suzuki SV650S -		
IDEAL LAP TIME : 53.663		BEST LAP TIME : 53.899		DIFFERENCE : 0.236		
LAP	SECTOR 1	SECTOR 2	LAP TIME	MPH	DIFF	TIME OF DAY
1 -		21.708	1:00.110	72.34	6.211	13:08:26.849
2 -	32.376	21.586	53.962 (2)	80.58	0.063	13:09:20.811
3 -	32.219	21.680	53.899 (1)	80.68		13:10:14.710
4 -	32.471	21.718	54.189	80.24	0.290	13:11:08.899
5 -	32.535	21.784	54.319	80.05	0.420	13:12:03.218
6 -	32.603	21.503	54.106	80.37	0.207	13:12:57.324
7 -	32.464	21.757	54.221	80.20	0.322	13:13:51.545
8 -	32.745	21.671	54.416	79.91	0.517	13:14:45.961
9 -	32.160	21.804	53.964 (3)	80.58	0.065	13:15:39.925

P15 30 RMT		David LUFF		Suzuki SV 650 - ATP & Sarah O'Neill		
IDEAL LAP TIME : 53.444		BEST LAP TIME : 53.533		DIFFERENCE : 0.089		
LAP	SECTOR 1	SECTOR 2	LAP TIME	MPH	DIFF	TIME OF DAY
1 -		22.611	1:04.014	67.93	10.481	13:08:30.753
2 -	32.410	21.502	53.912 (3)	80.66	0.379	13:09:24.665
3 -	32.152	22.176	54.328	80.04	0.795	13:10:18.993
4 -	32.310	21.705	54.015	80.50	0.482	13:11:13.008
5 -	32.193	21.727	53.920	80.64	0.387	13:12:06.928
6 -	32.653	21.759	54.412	79.91	0.879	13:13:01.340
7 -	32.130	21.726	53.856 (2)	80.74	0.323	13:13:55.196
8 -	32.086	21.447	53.533 (1)	81.23		13:14:48.729
9 -	31.997	22.081	54.078	80.41	0.545	13:15:42.807

P16 122 RMT		James EGGINTON		Suzuki SV650 - Advance Computer Services - www.ACS.co.uk		
IDEAL LAP TIME : 54.071		BEST LAP TIME : 54.071		DIFFERENCE : 0.000		
LAP	SECTOR 1	SECTOR 2	LAP TIME	MPH	DIFF	TIME OF DAY
1 -		21.802	1:01.203	71.05	7.132	13:08:27.942
2 -	33.112	21.740	54.852	79.27	0.781	13:09:22.794
3 -	32.500	21.803	54.303 (2)	80.08	0.232	13:10:17.097
4 -	32.817	21.951	54.768	79.40	0.697	13:11:11.865
5 -	32.910	21.695	54.605	79.63	0.534	13:12:06.470
6 -	32.522	21.960	54.482 (3)	79.81	0.411	13:13:00.952
7 -	32.387	21.684	54.071 (1)	80.42		13:13:55.023
8 -	32.852	21.894	54.746	79.43	0.675	13:14:49.769
9 -	32.680	21.913	54.593	79.65	0.522	13:15:44.362

BMCRC - MRO Championships 2024 - Rnd 7 @ Brands Hatch Indy

MRO Minitwins & BMCRC Rookie Minitwins

RACE 7 - SECTOR ANALYSIS



SECTOR 1 = FL to I1, SECTOR 2 = I1 to FL, DIFF = Difference To Personal Best Lap, P = Crossed Finish Line in Pit Lane, D = Time Disallowed

P17 81		Malvern MAY		Suzuki SV650 - IMP racing		
IDEAL LAP TIME : 54.106		BEST LAP TIME : 54.342		DIFFERENCE : 0.236		
LAP	SECTOR 1	SECTOR 2	LAP TIME	MPH	DIFF	TIME OF DAY
1 -		21.939	1:02.411	69.67	8.069	13:08:29.150
2 -	32.723	21.871	54.594	79.65	0.252	13:09:23.744
3 -	32.301	22.119	54.420 (3)	79.90	0.078	13:10:18.164
4 -	32.537	21.805	54.342 (1)	80.02		13:11:12.506
5 -	32.471	21.881	54.352 (2)	80.00	0.010	13:12:06.858
6 -	32.532	21.905	54.437	79.88	0.095	13:13:01.295
7 -	32.853	21.948	54.801	79.35	0.459	13:13:56.096
8 -	33.117	22.310	55.427	78.45	1.085	13:14:51.523
9 -	32.642	22.442	55.084	78.94	0.742	13:15:46.607

P18 293		Leigh SMITH		Suzuki SV650 - Smiths Mechanical Support Ltd, Lamonde Autor		
IDEAL LAP TIME : 54.069		BEST LAP TIME : 54.079		DIFFERENCE : 0.010		
LAP	SECTOR 1	SECTOR 2	LAP TIME	MPH	DIFF	TIME OF DAY
1 -		23.054	1:05.262	66.63	11.183	13:08:32.001
2 -	33.094	22.246	55.340	78.57	1.261	13:09:27.341
3 -	32.427	21.652	54.079 (1)	80.41		13:10:21.420
4 -	32.770	21.642	54.412 (2)	79.91	0.333	13:11:15.832
5 -	32.808	21.787	54.595	79.65	0.516	13:12:10.427
6 -	33.944	21.745	55.689	78.08	1.610	13:13:06.116
7 -	32.471	22.082	54.553 (3)	79.71	0.474	13:14:00.669
8 -	33.403	22.053	55.456	78.41	1.377	13:14:56.125
9 -	32.838	22.979	55.817	77.90	1.738	13:15:51.942

P19 127		Matthew CHAM		Ducati MONSTER 796 -		
IDEAL LAP TIME : 54.715		BEST LAP TIME : 54.900		DIFFERENCE : 0.185		
LAP	SECTOR 1	SECTOR 2	LAP TIME	MPH	DIFF	TIME OF DAY
1 -		21.826	1:01.064	71.21	6.164	13:08:27.803
2 -	32.889	22.011	54.900 (1)	79.20		13:09:22.703
3 -	33.144	22.163	55.307 (3)	78.62	0.407	13:10:18.010
4 -	33.670	21.999	55.669	78.11	0.769	13:11:13.679
5 -	32.987	22.069	55.056 (2)	78.98	0.156	13:12:08.735
6 -	33.532	22.114	55.646	78.14	0.746	13:13:04.381
7 -	33.251	22.736	55.987	77.67	1.087	13:14:00.368
8 -	33.379	22.001	55.380	78.52	0.480	13:14:55.748
9 -	33.104	23.160	56.264	77.28	1.364	13:15:52.012

P20 14 RMT		George DAVIES		Suzuki SV650 - Tanya Warner		
IDEAL LAP TIME : 54.157		BEST LAP TIME : 54.157		DIFFERENCE : 0.000		
LAP	SECTOR 1	SECTOR 2	LAP TIME	MPH	DIFF	TIME OF DAY
1 -		22.445	1:04.499	67.42	10.342	13:08:31.238
2 -	32.862	22.071	54.933	79.16	0.776	13:09:26.171
3 -	32.600	22.225	54.825 (3)	79.31	0.668	13:10:20.996
4 -	32.306	22.040	54.346 (2)	80.01	0.189	13:11:15.342
5 -	32.283	21.874	54.157 (1)	80.29		13:12:09.499
6 -	33.121	22.013	55.134	78.87	0.977	13:13:04.633
7 -	33.127	22.694	55.821	77.90	1.664	13:14:00.454
8 -	32.985	22.164	55.149	78.85	0.992	13:14:55.603
9 -	33.213	23.368	56.581	76.85	2.424	13:15:52.184

BMCRC - MRO Championships 2024 - Rnd 7 @ Brands Hatch Indy

MRO Minitwins & BMCRC Rookie Minitwins

RACE 7 - SECTOR ANALYSIS



SECTOR 1 = FL to I1, SECTOR 2 = I1 to FL, DIFF = Difference To Personal Best Lap, P = Crossed Finish Line in Pit Lane, D = Time Disallowed

P21 69		Jack GRIFFITHS		Suzuki SV650 - JOE'S CARPETS, ATP RACING		
IDEAL LAP TIME : 54.896		BEST LAP TIME : 54.975		DIFFERENCE : 0.079		
LAP	SECTOR 1	SECTOR 2	LAP TIME	MPH	DIFF	TIME OF DAY
1 -		22.117	1:01.712	70.46	6.737	13:08:28.451
2 -	33.096	22.098	55.194 (3)	78.78	0.219	13:09:23.645
3 -	32.960	22.266	55.226	78.74	0.251	13:10:18.871
4 -	33.081	22.068	55.149 (2)	78.85	0.174	13:11:14.020
5 -	32.843	22.132	54.975 (1)	79.10		13:12:08.995
6 -	33.418	22.053	55.471	78.39	0.496	13:13:04.466
7 -	33.467	22.629	56.096	77.52	1.121	13:14:00.562
8 -	33.308	22.277	55.585	78.23	0.610	13:14:56.147
9 -	33.050	22.993	56.043	77.59	1.068	13:15:52.190

P22 237 RMT		Tim WOOD		Suzuki SV650S - Hel Performance , Whitson Wellness, Not So F		
IDEAL LAP TIME : 54.572		BEST LAP TIME : 54.643		DIFFERENCE : 0.071		
LAP	SECTOR 1	SECTOR 2	LAP TIME	MPH	DIFF	TIME OF DAY
1 -		22.889	1:03.972	67.97	9.329	13:08:30.711
2 -	32.794	22.169	54.963 (3)	79.11	0.320	13:09:25.674
3 -	32.796	22.344	55.140	78.86	0.497	13:10:20.814
4 -	32.819	21.994	54.813 (2)	79.33	0.170	13:11:15.627
5 -	32.773	21.870	54.643 (1)	79.58		13:12:10.270
6 -	33.380	21.827	55.207	78.76	0.564	13:13:05.477
7 -	32.745	22.325	55.070	78.96	0.427	13:14:00.547
8 -	33.856	22.080	55.936	77.74	1.293	13:14:56.483
9 -	33.119	22.655	55.774	77.96	1.131	13:15:52.257

P23 40		Simon WILKINSON		Suzuki SV650 -		
IDEAL LAP TIME : 55.072		BEST LAP TIME : 55.360		DIFFERENCE : 0.288		
LAP	SECTOR 1	SECTOR 2	LAP TIME	MPH	DIFF	TIME OF DAY
1 -		23.087	1:05.989	65.89	10.629	13:08:32.728
2 -	34.641	22.588	57.229	75.98	1.869	13:09:29.957
3 -	33.588	22.352	55.940	77.73	0.580	13:10:25.897
4 -	33.545	22.085	55.630	78.17	0.270	13:11:21.527
5 -	33.225	22.169	55.394 (2)	78.50	0.034	13:12:16.921
6 -	34.404	22.132	56.536	76.91	1.176	13:13:13.457
7 -	33.766	21.847	55.613 (3)	78.19	0.253	13:14:09.070
8 -	33.997	21.995	55.992	77.66	0.632	13:15:05.062
9 -	33.430	21.930	55.360 (1)	78.55		13:16:00.422

P24 12		Russell TAYLOR		Suzuki SV650 -		
IDEAL LAP TIME : 55.699		BEST LAP TIME : 55.723		DIFFERENCE : 0.024		
LAP	SECTOR 1	SECTOR 2	LAP TIME	MPH	DIFF	TIME OF DAY
1 -		23.104	1:04.240	67.69	8.517	13:08:30.979
2 -	33.846	22.447	56.293	77.24	0.570	13:09:27.272
3 -	33.400	22.498	55.898 (2)	77.79	0.175	13:10:23.170
4 -	33.372	22.605	55.977 (3)	77.68	0.254	13:11:19.147
5 -	33.252	22.471	55.723 (1)	78.03		13:12:14.870
6 -	34.150	22.619	56.769	76.60	1.046	13:13:11.639
7 -	33.597	22.719	56.316	77.21	0.593	13:14:07.955
8 -	33.629	22.639	56.268	77.28	0.545	13:15:04.223
9 -	33.505	22.713	56.218	77.35	0.495	13:16:00.441

BMCRC - MRO Championships 2024 - Rnd 7 @ Brands Hatch Indy

MRO Minitwins & BMCRC Rookie Minitwins

RACE 7 - SECTOR ANALYSIS



SECTOR 1 = FL to I1, SECTOR 2 = I1 to FL, DIFF = Difference To Personal Best Lap, P = Crossed Finish Line in Pit Lane, D = Time Disallowed

P25 47		Tristan BOHANAN		Suzuki SV 650 -		
IDEAL LAP TIME : 55.272		BEST LAP TIME : 55.547		DIFFERENCE : 0.275		
LAP	SECTOR 1	SECTOR 2	LAP TIME	MPH	DIFF	TIME OF DAY
1 -		23.311	1:05.967	65.92	10.420	13:08:32.706
2 -	34.085	22.135	56.220	77.34	0.673	13:09:28.926
3 -	33.137	22.489	55.626 (2)	78.17	0.079	13:10:24.552
4 -	33.228	22.319	55.547 (1)	78.28		13:11:20.099
5 -	33.683	22.565	56.248	77.31	0.701	13:12:16.347
6 -	34.318	22.385	56.703	76.69	1.156	13:13:13.050
7 -	33.605	22.451	56.056 (3)	77.57	0.509	13:14:09.106
8 -	34.145	22.297	56.442	77.04	0.895	13:15:05.548
9 -	33.392	22.672	56.064	77.56	0.517	13:16:01.612

P26 75 RMT		Tom SVENSEN		Suzuki SV650 - Team TSR - HCL Car sales		
IDEAL LAP TIME : 55.474		BEST LAP TIME : 55.627		DIFFERENCE : 0.153		
LAP	SECTOR 1	SECTOR 2	LAP TIME	MPH	DIFF	TIME OF DAY
1 -		23.257	1:05.556	66.33	9.929	13:08:32.295
2 -	33.463	22.498	55.961 (3)	77.70	0.334	13:09:28.256
3 -	32.976	22.651	55.627 (1)	78.17		13:10:23.883
4 -	33.313	22.737	56.050	77.58	0.423	13:11:19.933
5 -	33.487	22.714	56.201	77.37	0.574	13:12:16.134
6 -	34.102	22.611	56.713	76.67	1.086	13:13:12.847
7 -	33.420	22.516	55.936 (2)	77.74	0.309	13:14:08.783
8 -	33.228	22.906	56.134	77.46	0.507	13:15:04.917
9 -	33.814	23.120	56.934	76.37	1.307	13:16:01.851

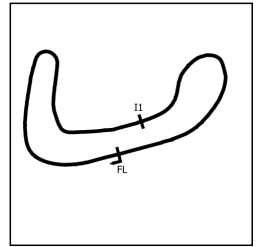
P27 16 RMT		Kirt ELLIOTT		Suzuki SV650 -		
IDEAL LAP TIME : 56.071		BEST LAP TIME : 56.071		DIFFERENCE : 0.000		
LAP	SECTOR 1	SECTOR 2	LAP TIME	MPH	DIFF	TIME OF DAY
1 -		23.479	1:05.848	66.04	9.777	13:08:32.587
2 -	34.474	22.918	57.392	75.77	1.321	13:09:29.979
3 -	34.240	23.136	57.376	75.79	1.305	13:10:27.355
4 -	34.052	23.061	57.113	76.14	1.042	13:11:24.468
5 -	34.300	22.763	57.063	76.20	0.992	13:12:21.531
6 -	34.194	22.829	57.023	76.26	0.952	13:13:18.554
7 -	33.458	22.745	56.203 (2)	77.37	0.132	13:14:14.757
8 -	33.344	22.727	56.071 (1)	77.55		13:15:10.828
9 -	33.507	22.814	56.321 (3)	77.21	0.250	13:16:07.149

P28 62 RMT		Max PRIESTLEY		Suzuki SV650 - Mum and Dad		
IDEAL LAP TIME : 56.155		BEST LAP TIME : 56.364		DIFFERENCE : 0.209		
LAP	SECTOR 1	SECTOR 2	LAP TIME	MPH	DIFF	TIME OF DAY
1 -		23.458	1:06.610	65.28	10.246	13:08:33.349
2 -	34.413	22.891	57.304	75.88	0.940	13:09:30.653
3 -	33.838	23.443	57.281	75.91	0.917	13:10:27.934
4 -	33.789	22.914	56.703	76.69	0.339	13:11:24.637
5 -	33.754	22.610	56.364 (1)	77.15		13:12:21.001
6 -	33.906	22.893	56.799	76.56	0.435	13:13:17.800
7 -	33.782	22.873	56.655 (3)	76.75	0.291	13:14:14.455
8 -	34.163	22.964	57.127	76.12	0.763	13:15:11.582
9 -	33.545	22.997	56.542 (2)	76.90	0.178	13:16:08.124

BMCRC - MRO Championships 2024 - Rnd 7 @ Brands Hatch Indy

MRO Minitwins & BMCRC Rookie Minitwins

RACE 7 - SECTOR ANALYSIS



SECTOR 1 = FL to I1, SECTOR 2 = I1 to FL, DIFF = Difference To Personal Best Lap, P = Crossed Finish Line in Pit Lane, D = Time Disallowed

P29 41 RMT Robert ROGERS		Suzuki SV650 -				
IDEAL LAP TIME : 57.958		BEST LAP TIME : 57.989		DIFFERENCE : 0.031		
LAP	SECTOR 1	SECTOR 2	LAP TIME	MPH	DIFF	TIME OF DAY
1 -		23.674	1:07.945	64.00	9.956	13:08:34.684
2 -	35.108	23.504	58.612	74.19	0.623	13:09:33.296
3 -	34.794	23.628	58.422 (3)	74.43	0.433	13:10:31.718
4 -	35.078	23.709	58.787	73.97	0.798	13:11:30.505
5 -	35.025	23.593	58.618	74.18	0.629	13:12:29.123
6 -	35.418	23.547	58.965	73.74	0.976	13:13:28.088
7 -	34.760	23.406	58.166 (2)	74.76	0.177	13:14:26.254
8 -	34.791	23.198	57.989 (1)	74.99		13:15:24.243

P30 51 Andrew DURANT		Suzuki SV650 -				
IDEAL LAP TIME : 57.497		BEST LAP TIME : 57.497		DIFFERENCE : 0.000		
LAP	SECTOR 1	SECTOR 2	LAP TIME	MPH	DIFF	TIME OF DAY
1 -		23.396	1:07.142	64.76	9.645	13:08:33.881
2 -	34.535	22.962	57.497 (1)	75.63		13:09:31.378
3 -	34.543	23.458	58.001 (2)	74.97	0.504	13:10:29.379
4 -	34.787	23.402	58.189 (3)	74.73	0.692	13:11:27.568
5 -	35.259	23.507	58.766	73.99	1.269	13:12:26.334
6 -	35.787	23.477	59.264	73.37	1.767	13:13:25.598
7 -	35.437	23.902	59.339	73.28	1.842	13:14:24.937
8 -	35.756	23.609	59.365	73.25	1.868	13:15:24.302

P31 700 RMT Alex BUCHANAN		Suzuki SV650 - novus resourcing				
IDEAL LAP TIME : 59.431		BEST LAP TIME : 59.431		DIFFERENCE : 0.000		
LAP	SECTOR 1	SECTOR 2	LAP TIME	MPH	DIFF	TIME OF DAY
1 -		24.696	1:09.094	62.93	9.663	13:08:35.833
2 -	36.907	23.808	1:00.715	71.62	1.284	13:09:36.548
3 -	36.953	23.968	1:00.921	71.38	1.490	13:10:37.469
4 -	37.059	23.661	1:00.720	71.61	1.289	13:11:38.189
5 -	37.557	24.081	1:01.638	70.55	2.207	13:12:39.827
6 -	36.602	23.542	1:00.144 (2)	72.30	0.713	13:13:39.971
7 -	36.357	23.074	59.431 (1)	73.17		13:14:39.402
8 -	36.831	23.560	1:00.391 (3)	72.00	0.960	13:15:39.793

P32 113 RMT Phil ROODT		Suzuki SV650 - Carter Thorne Carpets and flooring 2018 ltd				
IDEAL LAP TIME : 59.261		BEST LAP TIME : 59.539		DIFFERENCE : 0.278		
LAP	SECTOR 1	SECTOR 2	LAP TIME	MPH	DIFF	TIME OF DAY
1 -		24.564	1:09.594	62.48	10.055	13:08:36.333
2 -	37.166	23.533	1:00.699	71.64	1.160	13:09:37.032
3 -	36.616	24.318	1:00.934	71.36	1.395	13:10:37.966
4 -	36.615	24.507	1:01.122	71.14	1.583	13:11:39.088
5 -	36.485	24.158	1:00.643 (3)	71.70	1.104	13:12:39.731
6 -	36.175	23.943	1:00.118 (2)	72.33	0.579	13:13:39.849
7 -	35.728	23.811	59.539 (1)	73.03		13:14:39.388
8 -	36.501	24.540	1:01.041	71.24	1.502	13:15:40.429

P33 8 Stuart ALBON		Suzuki SV650 - Winter Sun Skydiving				
IDEAL LAP TIME : 1:01.101		BEST LAP TIME : 1:01.346		DIFFERENCE : 0.245		
LAP	SECTOR 1	SECTOR 2	LAP TIME	MPH	DIFF	TIME OF DAY
1 -		24.929	1:11.870	60.50	10.524	13:08:38.609
2 -	36.854	24.492	1:01.346 (1)	70.88		13:09:39.955
3 -	37.696	24.898	1:02.594	69.47	1.248	13:10:42.549
4 -	36.931	25.598	1:02.529	69.54	1.183	13:11:45.078
5 -	37.317	24.644	1:01.961 (2)	70.18	0.615	13:12:47.039
6 -	37.552	25.299	1:02.851	69.18	1.505	13:13:49.890
7 -	37.884	24.247	1:02.131 (3)	69.99	0.785	13:14:52.021
8 -	37.071	25.552	1:02.623	69.44	1.277	13:15:54.644

BMCRC - MRO Championships 2024 - Rnd 7 @ Brands Hatch Indy

MRO Minitwins & BMCRC Rookie Minitwins

RACE 7 - SECTOR ANALYSIS



SECTOR 1 = FL to I1, SECTOR 2 = I1 to FL, DIFF = Difference To Personal Best Lap, P = Crossed Finish Line in Pit Lane, D = Time Disallowed

P34 251 RMT Craig FERRIS		Suzuki SV650 - IMP Racing				
IDEAL LAP TIME : 1:03.407		BEST LAP TIME : 1:03.615		DIFFERENCE : 0.208		
LAP	SECTOR 1	SECTOR 2	LAP TIME	MPH	DIFF	TIME OF DAY
1 -		25.717	1:13.309	59.31	9.694	13:08:40.048
2 -	38.163	25.452	1:03.615 (1)	68.35		13:09:43.663
3 -	38.501	25.702	1:04.203	67.73	0.588	13:10:47.866
4 -	38.759	25.244	1:04.003 (3)	67.94	0.388	13:11:51.869
5 -	38.552	26.144	1:04.696	67.21	1.081	13:12:56.565
6 -	38.939	25.909	1:04.848	67.05	1.233	13:14:01.413
7 -	38.241	25.751	1:03.992 (2)	67.95	0.377	13:15:05.405
8 -	38.715	25.703	1:04.418	67.50	0.803	13:16:09.823

P35 22 Darren DOWDS		Suzuki SV 650 - sublime dsg Ltd				
IDEAL LAP TIME : 51.150		BEST LAP TIME : 51.320		DIFFERENCE : 0.170		
LAP	SECTOR 1	SECTOR 2	LAP TIME	MPH	DIFF	TIME OF DAY
1 -		20.815	55.635	78.16	4.315	13:08:22.374
2 -	30.669	20.933	51.602 (3)	84.27	0.282	13:09:13.976
3 -	30.603	20.717	51.320 (1)	84.73		13:10:05.296
4 -	30.821	20.547	51.368 (2)	84.65	0.048	13:10:56.664
5 -	30.749	21.226	51.975	83.66	0.655	13:11:48.639

BMCRC - MRO Championships 2024 - Rnd 7 @ Brands Hatch Indy

MRO Minitwins & BMCRC Rookie Minitwins

RACE 7 - BEST SECTORS

SECTOR 1				SECTOR 2				IDEAL / BEST COMPARISON				
POS	NO	NAME	TIME	NO	NAME	TIME	POS	NO	NAME	IDEAL	BEST	DIFF
									PERFECT LAP	50.625		
1	1	TWYFORD	30.153	333	LINDEMANN	20.472	1	333	LINDEMANN	50.649	50.950	0.301
2	333	LINDEMANN	30.177	22	DOWDS	20.547	2	1	TWYFORD	50.826	51.089	0.263
3	22	DOWDS	30.603	1	TWYFORD	20.673	3	22	DOWDS	51.150	51.320	0.170
4	21	FINNIS	30.835	66	DUCRAN	20.927	4	66	DUCRAN	51.765	51.841	0.076
5	66	DUCRAN	30.838	21	FINNIS	20.965	5	21	FINNIS	51.800	51.952	0.152
6	33	COSTIN	30.983	33	COSTIN	20.980	6	33	COSTIN	51.963	51.963	0.000
7	19	LILLEY	31.173	27	BETTIS	21.049	7	19	LILLEY	52.331	52.415	0.084
8	45	QUINCE	31.661	19	LILLEY	21.158	8	45	QUINCE	52.942	53.011	0.069
9	606	BRYANT	31.699	3	ARBON	21.259	9	27	BETTIS	53.081	53.295	0.214
10	511	BARRETT	31.729	45	QUINCE	21.281	10	606	BRYANT	53.164	53.385	0.221
11	3	ARBON	31.983	166	KING	21.315	11	511	BARRETT	53.166	53.332	0.166
12	30	LUFF	31.997	55	REYNOLDS	21.360	12	3	ARBON	53.242	53.363	0.121
13	27	BETTIS	32.032	511	BARRETT	21.437	13	166	KING	53.347	53.415	0.068
14	166	KING	32.032	30	LUFF	21.447	14	55	REYNOLDS	53.441	53.484	0.043
15	55	REYNOLDS	32.081	606	BRYANT	21.465	15	30	LUFF	53.444	53.533	0.089
16	15	SVENSEN	32.160	15	SVENSEN	21.503	16	15	SVENSEN	53.663	53.899	0.236
17	14	DAVIES	32.283	293	SMITH	21.642	17	293	SMITH	54.069	54.079	0.010
18	81	MAY	32.301	122	EGGINTON	21.684	18	122	EGGINTON	54.071	54.071	0.000
19	122	EGGINTON	32.387	81	MAY	21.805	19	81	MAY	54.106	54.342	0.236
20	293	SMITH	32.427	127	CHAM	21.826	20	14	DAVIES	54.157	54.157	0.000
21	237	WOOD	32.745	237	WOOD	21.827	21	237	WOOD	54.572	54.643	0.071
22	69	GRIFFITHS	32.843	40	WILKINSON	21.847	22	127	CHAM	54.715	54.900	0.185
23	127	CHAM	32.889	14	DAVIES	21.874	23	69	GRIFFITHS	54.896	54.975	0.079
24	75	SVENSEN	32.976	69	GRIFFITHS	22.053	24	40	WILKINSON	55.072	55.360	0.288
25	47	BOHANAN	33.137	47	BOHANAN	22.135	25	47	BOHANAN	55.272	55.547	0.275
26	40	WILKINSON	33.225	12	TAYLOR	22.447	26	75	SVENSEN	55.474	55.627	0.153
27	12	TAYLOR	33.252	75	SVENSEN	22.498	27	12	TAYLOR	55.699	55.723	0.024
28	16	ELLIOTT	33.344	62	PRIESTLEY	22.610	28	16	ELLIOTT	56.071	56.071	0.000
29	62	PRIESTLEY	33.545	16	ELLIOTT	22.727	29	62	PRIESTLEY	56.155	56.364	0.209
30	51	DURANT	34.535	51	DURANT	22.962	30	51	DURANT	57.497	57.497	0.000
31	41	ROGERS	34.760	700	BUCHANAN	23.074	31	41	ROGERS	57.958	57.989	0.031
32	113	ROODT	35.728	41	ROGERS	23.198	32	113	ROODT	59.261	59.539	0.278
33	700	BUCHANAN	36.357	113	ROODT	23.533	33	700	BUCHANAN	59.431	59.431	0.000
34	8	ALBON	36.854	8	ALBON	24.247	34	8	ALBON	1:01.101	1:01.346	0.245
35	251	FERRIS	38.163	251	FERRIS	25.244	35	251	FERRIS	1:03.407	1:03.615	0.208
36												

BMCRC - MRO Championships 2024 - Rnd 7 @ Brands Hatch Indy

MRO Minitwins & BMCRC Rookie Minitwins

RACE 7 - STATISTICS

Competitors Started 36
Planned Start 2024-09-21 @ 12:30:00.000
Actual Start 2024-09-21 @ 13:07:26.739
Finish Time 2024-09-21 @ 13:15:11.583
Track Length 1.2079mi.
Total Laps 305
Total Distance Covered 368.4234mi.

Session Fastest Lap History

NO	CL	NAME	LAP TIME	TIME OF DAY	LAP	VEHICLE
1		David TWYFORD	51.253	13:09:13.831	2	Suzuki SV650
333		David LINDEMANN	51.019	13:10:56.734	4	Suzuki SV650
333		David LINDEMANN	50.950	13:15:12.389	9	Suzuki SV650

Session Leader History

NO	CL	NAME	FROM LAP	LAPS LED	DISTANCE	VEHICLE
22		Darren DOWDS	1	1	1.20 miles	Suzuki SV 650
1		David TWYFORD	2	3	3.62 miles	Suzuki SV650
333		David LINDEMANN	5	5	6.03 miles	Suzuki SV650

Flag History

TYPE	TIME OF DAY
GREEN	13:07:26.739
FINISH	13:15:11.583

Flag Statistics

TYPE	COUNT	TOTAL LAPS	TOTAL TIME
Green	1	9	9:22.381
Red	0	0	0.000
Safety Car	0	0	0.000
FCY	0	0	0.000

BMCRC - MRO Championships 2024 - Rnd 7 @ Brands Hatch Indy

MRO Minitwins & BMCRC Rookie Minitwins

RACE 7 - STATISTICS

CLASS :

22 Starters

Fastest Lap History

NO	NAME	LAP TIME	TIME OF DAY	LAP	VEHICLE
1	David TWYFORD	51.253	13:09:13.831	2	Suzuki SV650
333	David LINDEMANN	51.019	13:10:56.734	4	Suzuki SV650
333	David LINDEMANN	50.950	13:15:12.389	9	Suzuki SV650

Leader History

NO	NAME	FROM LAP	LAPS LED	DISTANCE	VEHICLE
22	Darren DOWDS	1	1	1.20 miles	Suzuki SV 650
1	David TWYFORD	2	3	3.62 miles	Suzuki SV650
333	David LINDEMANN	5	5	6.03 miles	Suzuki SV650

BMCRC - MRO Championships 2024 - Rnd 7 @ Brands Hatch Indy

MRO Minitwins & BMCRC Rookie Minitwins

RACE 7 - STATISTICS

CLASS : RMT

14 Starters

Fastest Lap History

NO	NAME	LAP TIME	TIME OF DAY	LAP	VEHICLE
606	Robert BRYANT	53.911	13:09:20.172	2	Suzuki SV650
511	William BARRETT	53.592	13:09:20.374	2	Suzuki SV650
511	William BARRETT	53.344	13:11:08.282	4	Suzuki SV650
511	William BARRETT	53.332	13:14:43.750	8	Suzuki SV650

Leader History

NO	NAME	FROM LAP	LAPS LED	DISTANCE	VEHICLE
606	Robert BRYANT	1	9	10.87 miles	Suzuki SV650

BMCRC - MRO Championships 2024 - Rnd 7 @ Brands Hatch Indy

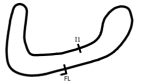
MRO Minitwins & BMCRC Rookie Minitwins

RACE 17 - GRID (9 Laps)

ROW 13								37	35 Tyler WALSH	
ROW 12		1:03.615		1:01.346				59.539		
	36	251 Craig FERRIS		35	8 Stuart ALBON		34	113 Phil ROODT		
ROW 11			59.431			57.989			57.497	
			33	700 Alex BUCHANAN		32	41 Robert ROGERS		31	51 Andrew DURANT
ROW 10		56.364		56.071				55.723		
	30	62 Max PRIESTLEY		29	16 Kirt ELLIOTT		28	12 Russell TAYLOR		
ROW 9			55.627			55.547			55.360	
			27	75 Tom SVENSEN		26	47 Tristan BOHANAN		25	40 Simon WILKINSON
ROW 8		54.975		54.900				54.643		
	24	69 Jack GRIFFITHS		23	127 Matthew CHAM		22	237 Tim WOOD		
ROW 7			54.342			54.157			54.079	
			21	81 Malvern MAY		20	14 George DAVIES		19	293 Leigh SMITH
ROW 6		54.071		53.899						
	18	122 James EGGINTON		17	15 James SVENSEN		16	115 Brian MAHER		
ROW 5			53.533			53.484			53.415	
			15	30 David LUFF		14	55 John REYNOLDS		13	166 Ben KING
ROW 4		53.385		53.363				53.332		
	12	606 Robert BRYANT		11	3 Oliver ARBON		10	511 William BARRETT		
ROW 3			53.295			53.011			52.415	
			9	27 Jack BETTIS		8	45 Terence QUINCE		7	19 Kevin LILLEY
ROW 2		51.963		51.952				51.841		
	6	33 Steve COSTIN		5	21 Toby FINNIS		4	66 Mitch DUCRAN		
ROW 1			51.320			51.089			50.950	
			3	22 Darren DOWDS		2	1 David TWYFORD		1	333 David LINDEMANN
									Pole	

These results are provisional until the conclusion of any judicial and technical matters.

Brands Hatch Indy: 1.2079 miles

Clerk Of Course:	Stewards:	Timekeeper: Richard Evans	
------------------	-----------	---------------------------	---

Results can be found at www.tsl-timing.com

Printed - 13:21 Saturday, 21 September 2024



BMCRC - MRO Championships 2024 - Rnd 7 @ Brands Hatch Indy

MRO Minitwins & BMCRC Rookie Minitwins

RACE 17 - CLASSIFICATION

Race Distance: 9 Laps / 10.87 miles

POS	NO	CL	PIC	NAME	ENTRY	LAPS	TIME	GAP	DIFF	MPH	BEST	ON	GRD	↑↓
1	333		1	David LINDEMANN	Suzuki SV650 - Giraffe Decorators	9	7:50.086			83.25	51.181	3	1	0
2	1		2	David TWYFORD	Suzuki SV650 - IMP Racing, MHP, Chris Cowan	9	7:50.654	0.568	0.568	83.15	51.130	3	2	0
3	22		3	Darren DOWDS	Suzuki SV 650 - sublime dsg Ltd	9	7:50.907	0.821	0.253	83.11	51.374	4	3	0
4	66		4	Mitch DUCRAN	Suzuki SV650 - JP Haulage	9	7:51.604	1.518	0.697	82.98	51.596	2	4	0
5	21		5	Toby FINNIS	Suzuki SV650R - Crawford's/ Tey Farm Systems/ Harlow Ag	9	7:58.088	8.002	6.484	81.86	52.074	3	5	0
6	33		6	Steve COSTIN	Suzuki SV650 - Sublime Designs / ATP Motorsport	9	7:58.425	8.339	0.337	81.80	52.113	4	6	0
7	19		7	Kevin LILLEY	Suzuki SV650 - Trafalgar Cleaning Eqpt. / Steve Jordan Mot	9	8:06.300	16.214	7.875	80.47	52.834	4	7	0
8	27		8	Jack BETTIS	Suzuki SV 650 - NB Toolmaking	9	8:06.782	16.696	0.482	80.40	52.909	2	9	1
9	606	RMT	1	Robert BRYANT	Suzuki SV650 - R.B Plumbing & Heating	9	8:09.199	19.113	2.417	80.00	53.047	6	12	3
10	45		9	Terence QUINCE	Suzuki SV650 - K&Q, HM Racing, Titan-x	9	8:09.553	19.467	0.354	79.94	53.292	6	8	-2
11	3		10	Oliver ARBON	Suzuki SV650 - TT Plumbing & Heating	9	8:09.584	19.498	0.031	79.94	52.789	4	11	0
12	30	RMT	2	David LUFF	Suzuki SV 650 - ATP & Sarah O'Neill	9	8:10.274	20.188	0.690	79.82	53.014	8	15	3
13	166	RMT	3	Ben KING	Suzuki SV650 -	9	8:10.420	20.334	0.146	79.80	53.057	9	13	0
14	115		11	Brian MAHER	Suzuki SV650 - Spraytech /Espresso Solutions	9	8:12.659	22.573	2.239	79.44	53.549	9	16	2
15	55		12	John REYNOLDS	Suzuki SV650 - Fins Motorcycles	9	8:13.630	23.544	0.971	79.28	54.046	8	14	-1
16	15		13	James SVENSEN	Suzuki SV650S -	9	8:13.727	23.641	0.097	79.26	53.602	8	17	1
17	293		14	Leigh SMITH	Suzuki SV650 - Smiths Mechanical Support Ltd, Lamonde At	9	8:19.794	29.708	6.067	78.30	53.689	6	19	2
18	122	RMT	4	James EGGINTON	Suzuki SV650 - Advance Computer Services - www.ACS.co	9	8:22.171	32.085	2.377	77.93	54.493	6	18	0
19	12		15	Russell TAYLOR	Suzuki SV650 -	9	8:26.212	36.126	4.041	77.31	54.998	7	28	9
20	14	RMT	5	George DAVIES	Suzuki SV650 - Tanya Warner	9	8:26.323	36.237	0.111	77.29	55.004	6	20	0
21	81		16	Malvern MAY	Suzuki SV650 - IMP racing	9	8:27.123	37.037	0.800	77.17	54.469	7	21	0
22	127		17	Matthew CHAM	Ducati MONSTER 796 -	9	8:28.991	38.905	1.868	76.89	55.067	9	23	1
23	69		18	Jack GRIFFITHS	Suzuki SV650 - JOE'S CARPETS, ATP RACING	9	8:29.929	39.843	0.938	76.75	54.899	7	24	1
24	237	RMT	6	Tim WOOD	Suzuki SV650S - Hel Performance , Whitson Wellness, Not S	9	8:29.952	39.866	0.023	76.74	55.481	6	22	-2
25	40		19	Simon WILKINSON	Suzuki SV650 -	9	8:34.488	44.402	4.536	76.07	55.347	6	25	0
26	75	RMT	7	Tom SVENSEN	Suzuki SV650 - Team TSR - HCL Car sales	9	8:34.861	44.775	0.373	76.01	55.633	4	27	1
27	47		20	Tristan BOHANAN	Suzuki SV 650 -	9	8:35.421	45.335	0.560	75.93	56.016	2	26	-1
28	16	RMT	8	Kirt ELLIOTT	Suzuki SV650 -	9	8:36.216	46.130	0.795	75.81	55.741	6	29	1
29	62	RMT	9	Max PRIESTLEY	Suzuki SV650 - Mum and Dad	8	7:51.247	1 Lap	1 Lap	73.82	56.484	8	30	1
30	51		21	Andrew DURANT	Suzuki SV650 -	8	7:58.578	1 Lap	7.331	72.69	58.152	4	31	1
31	41	RMT	10	Robert ROGERS	Suzuki SV650 -	8	7:59.131	1 Lap	0.553	72.60	58.232	2	32	1
32	113	RMT	11	Phil ROODT	Suzuki SV650 - Carter Thorne Carpets and flooring 2018 ltd	8	8:09.377	1 Lap	10.246	71.08	59.624	3	34	2
33	700	RMT	12	Alex BUCHANAN	Suzuki SV650 - novus resourcing	8	8:09.424	1 Lap	0.047	71.08	59.789	6	33	0
34	8		22	Stuart ALBON	Suzuki SV650 - Winter Sun Skydiving	8	8:27.393	1 Lap	17.969	68.56	1:01.285	4	35	1
35	251	RMT	13	Craig FERRIS	Suzuki SV650 - IMP Racing	8	8:42.503	1 Lap	15.110	66.58	1:03.551	8	36	1

NOT CLASSIFIED

DNF	511	RMT		William BARRETT	Suzuki SV650 -	1	1:01.231	8 Laps	7 Laps	71.01			10
-----	-----	-----	--	-----------------	----------------	---	----------	--------	--------	-------	--	--	----

FASTEST LAP

	1			David TWYFORD	Suzuki SV650 - IMP Racing, MHP, Chris Cowan	3	51.130			85.04 mph			136.87 kph
	30	RMT		David LUFF	Suzuki SV 650 - ATP & Sarah O'Neill	8	53.014			82.02 mph			132.01 kph

Comments:

Class - 92.5% of Race Speed = 77.00 mph

Class RMT - 92.5% of Race Speed = 74.00 mph

Weather / Track : Sunny / Dry

These results are provisional until the conclusion of any judicial and technical matters.

Date: 21/09/2024 Start: 16:58 Finish: 17:06

Brands Hatch Indy: 1.2079 miles

Clerk Of Course:	Stewards:	Timekeeper: Richard Evans	
------------------	-----------	---------------------------	---

Results can be found at www.tsl-timing.com

Printed - 17:07 Saturday, 21 September 2024



BMCRC - MRO Championships 2024 - Rnd 7 @ Brands Hatch Indy

MRO Minitwins & BMCRC Rookie Minitwins

RACE 17 - LAP CHART

LAP 1 @ 16:59:31.902

NO	BEHIND	LAP TIME
22		56.105
1	0.158	56.263
333	0.384	56.489
66	1.017	57.122
21	1.487	57.592
33	1.571	57.676
27	2.393	58.498
55	2.770	58.875
45	2.980	59.085
19	3.286	59.391
3	3.461	59.566
606	4.014	1:00.119
166	4.745	1:00.850
115	5.085	1:01.190
511	5.126	1:01.231
30	5.182	1:01.287
15	5.392	1:01.497
293	6.219	1:02.324
122	6.431	1:02.536
14	7.462	1:03.567
12	7.678	1:03.783
47	7.843	1:03.948
127	7.909	1:04.014
237	8.220	1:04.325
81	8.442	1:04.547
16	9.243	1:05.348
69	9.343	1:05.448
75	9.489	1:05.594
40	9.663	1:05.768
41	10.556	1:06.661
51	11.238	1:07.343
700	11.823	1:07.928
62	11.905	1:08.010
113	12.802	1:08.907
251	16.293	1:12.398
8	16.312	1:12.417

LAP 2 @ 17:00:23.468

NO	BEHIND	LAP TIME
22		51.566
333	0.248	51.430
1	0.602	52.010
66	1.047	51.596
21	2.083	52.162
33	2.206	52.201
27	3.736	52.909
55	5.455	54.251
19	5.750	54.030
3	6.005	54.110
45	6.352	54.938
606	6.635	54.187
166	7.118	53.939
30	7.232	53.616
115	7.753	54.234
15	7.996	54.170
122	10.005	55.140
293	10.331	55.678
14	11.262	55.366
12	11.500	55.388
47	12.293	56.016
237	12.465	55.811
81	12.772	55.896
127	13.144	56.801

LAP 3 @ 17:01:14.897

NO	BEHIND	LAP TIME
69	14.069	56.292
16	14.096	56.419
75	14.307	56.384
40	15.362	57.265
41	17.222	58.232
51	17.875	58.203
62	18.131	57.792
700	20.780	1:00.523
113	21.750	1:00.514
8	26.129	1:01.383
251	28.504	1:03.777
333		51.181
22	0.177	51.606
1	0.303	51.130
66	1.567	51.949
21	2.728	52.074
33	2.913	52.136
27	5.717	53.410
19	7.658	53.337
55	8.581	54.555
3	8.601	54.025
45	8.799	53.876
606	9.022	53.816
30	9.392	53.589
166	9.640	53.951
115	10.139	53.815
15	10.553	53.986
122	13.413	54.837
293	13.602	54.700
14	15.009	55.176
12	15.292	55.221
237	16.619	55.583
47	17.417	56.553
81	17.492	56.149
127	17.648	55.933
69	18.726	56.086
75	19.586	56.708
40	20.283	56.350
16	20.302	57.635
41	24.213	58.420
62	24.684	57.982
51	25.406	58.960
700	29.546	1:00.195
113	29.945	59.624
8	36.179	1:01.479
251	41.004	1:03.929

LAP 4 @ 17:02:06.301

NO	BEHIND	LAP TIME
333		51.404
22	0.147	51.374
1	0.242	51.343
66	2.040	51.877
33	3.622	52.113
21	3.976	52.652
27	8.009	53.696
19	9.088	52.834
3	9.986	52.789
45	10.939	53.544
55	11.563	54.386
30	11.674	53.686
606	11.753	54.135

LAP 5 @ 17:02:57.693

NO	BEHIND	LAP TIME
166	11.971	53.735
115	12.760	54.025
15	13.170	54.021
122	17.038	55.029
293	17.440	55.242
14	18.838	55.233
12	19.157	55.269
237	21.092	55.877
81	21.139	55.051
127	21.805	55.561
69	23.131	55.809
47	23.146	57.133
75	23.815	55.633
40	25.152	56.273
16	25.927	57.029
41	31.539	58.730
62	31.775	58.495
51	32.154	58.152
700	38.178	1:00.036
113	38.613	1:00.072
8	46.060	1:01.285

LAP 6 @ 17:03:50.161

NO	BEHIND	LAP TIME
333		51.392
22	0.229	51.474
1	0.288	51.438
66	2.248	51.600
251	1 Lap	1:05.147
33	4.673	52.443
21	4.802	52.218
27	10.062	53.445
19	10.860	53.164
45	13.716	54.169
606	14.099	53.738
30	14.142	53.860
3	14.459	55.865
166	14.620	54.041
55	14.736	54.565
115	15.307	53.939
15	15.681	53.903
293	20.159	54.111
122	20.820	55.174
14	22.795	55.349
12	23.047	55.282
81	24.633	54.886
237	25.305	55.605
127	25.705	55.292
69	26.943	55.204
75	28.283	55.860
47	28.597	56.843
40	29.552	55.792
16	30.695	56.160
62	39.100	58.717
41	39.447	59.300
51	39.902	59.140
113	46.896	59.675
700	47.083	1:00.297
1		52.180
22	0.144	52.383
333	1.422	53.890
66	1.876	52.096

LAP 7 @ 17:04:42.377

NO	BEHIND	LAP TIME
8	1 Lap	1:01.894
33	4.859	52.654
21	5.029	52.695
27	11.216	53.622
19	11.543	53.151
45	14.540	53.292
606	14.678	53.047
3	15.240	53.249
30	16.090	54.416
166	16.246	54.094
251	1 Lap	1:05.489
55	16.520	54.252
115	16.743	53.904
15	16.951	53.738
293	21.380	53.689
122	22.845	54.493
14	25.331	55.004
12	25.782	55.203
81	27.018	54.853
237	28.318	55.481
127	28.601	55.364
69	29.475	55.000
75	31.713	55.898
47	32.293	56.164
40	32.431	55.347
16	33.968	55.741
62	43.800	57.168
41	46.213	59.234
51	46.654	59.220

LAP 8 @ 17:05:34.634

NO	BEHIND	LAP TIME
1		52.216
22	0.221	52.293
333	0.415	51.209
66	1.709	52.049
113	1 Lap	59.757
700	1 Lap	59.789
33	5.432	52.789
21	5.465	52.652
19	13.084	53.757
27	13.266	54.266
8	1 Lap	1:03.362
606	15.767	53.305
45	15.946	53.622
3	16.224	53.200
30	17.185	53.311
166	17.517	53.487
55	18.400	54.096
115	18.531	54.004
15	19.346	54.611
293	23.923	54.759
122	25.850	55.221
14	28.193	55.078
251	1 Lap	1:04.286
12	28.564	54.998
81	29.271	54.469
237	31.583	55.481
127	31.678	55.293
69	32.158	54.899
75	35.638	56.141
40	35.843	55.628
47	36.490	56.413
16	37.720	55.968
62	48.183	56.599

LAP 9 @ 17:06:25.883

NO	BEHIND	LAP TIME
1		52.257
333	0.044	51.886
22	0.372	52.408
41	1 Lap	59.108
66	1.141	51.689
51	1 Lap	59.260
21	6.036	52.828
33	6.424	53.249
113	1 Lap	1:00.369
700	1 Lap	1:00.315
19	14.098	53.271
27	14.104	53.095
606	16.837	53.327
45	17.290	53.601
3	17.489	53.522
30	17.942	53.014
166	18.526	53.266
55	20.189	54.046
115	20.273	53.999
15	20.691	53.602
293	25.832	54.166
8	1 Lap	1:03.485
122	28.414	54.821
14	31.517	55.581
12	31.748	55.441
81	31.886	54.872
237	35.000	55.674
127	35.087	55.666
69	35.161	55.260
75	39.750	56.369
40	39.819	56.233
251	1 Lap	1:03.926
47	40.359	56.126
16	41.351	55.888
333		51.205
1	0.568	51.817
22	0.821	51.698
62	1 Lap	56.484
66	1.518	51.626
21	8.002	53.215
33	8.339	53.164
51	1 Lap	58.300
41	1 Lap	59.446
19	16.214	53.365
27	16.696	53.841
606	19.113	53.525
113	1 Lap	1:00.459
700	1 Lap	1:00.341
45	19.467	53.426
3	19.498	53.258
30	20.188	53.495
166	20.334	53.057
115	22.573	53.549
55	23.544	54.604
15	23.641	54.199
293	29.708	55.125
122	32.085	54.920
12	36.126	55.627
14	36.237	55.969
81	37.037	56.400

BMCRC - MRO Championships 2024 - Rnd 7 @ Brands Hatch Indy

MRO Minitwins & BMCRC Rookie Minitwins

RACE 17 - LAP CHART

8	1 Lap	1:02.088
127	38.905	55.067
69	39.843	55.931
237	39.866	56.115
40	44.402	55.832
75	44.775	56.274
47	45.335	56.225
16	46.130	56.028
251	1 Lap	1:03.551

BMCRC - MRO Championships 2024 - Rnd 7 @ Brands Hatch Indy

MRO Minitwins & BMCRC Rookie Minitwins

RACE 17 - POSITION CHART

No	Name	Lap Pos																		
			1	2	3	4	5	6	7	8	9	10								
333	LINDEMANN	1	22	22	333	333	333	1	1	1	333									
1	TWYFORD	2	1	333	22	22	22	22	22	22	333	1								
22	DOWDS	3	333	1	1	1	1	333	333	22	22									
66	DUCRAN	4	66	66	66	66	66	66	66	66	66	66	66	66						
21	FINNIS	5	21	21	21	33	33	33	33	21	21									
33	COSTIN	6	33	33	33	21	21	21	21	33	33									
19	LILLEY	7	27	27	27	27	27	27	19	19	19									
45	QUINCE	8	55	55	19	19	19	19	27	27	27									
27	BETTIS	9	45	19	55	3	45	45	606	606	606									
511	BARRETT	10	19	3	3	45	606	606	45	45	45									
3	ARBON	11	3	45	45	55	30	3	3	3	3									
606	BRYANT	12	606	606	606	30	3	30	30	30	30									
166	KING	13	166	166	30	606	166	166	166	166	166									
55	REYNOLDS	14	115	30	166	166	55	55	55	55	115									
30	LUFF	15	511	115	115	115	115	115	115	115	55									
115	MAHER	16	30	15	15	15	15	15	15	15	15									
15	SVENSEN	17	15	122	122	122	293	293	293	293	293									
122	EGGINTON	18	293	293	293	293	122	122	122	122	122									
293	SMITH	19	122	14	14	14	14	14	14	14	12									
14	DAVIES	20	14	12	12	12	12	12	12	12	14									
81	MAY	21	12	47	237	237	81	81	81	81	81									
237	WOOD	22	47	237	47	81	237	237	237	237	127									
127	CHAM	23	127	81	81	127	127	127	127	127	69									
69	GRIFFITHS	24	237	127	127	69	69	69	69	69	237									
40	WILKINSON	25	81	69	69	47	75	75	75	75	40									
47	BOHANAN	26	16	16	75	75	47	47	40	40	75									
75	SVENSEN	27	69	75	40	40	40	40	47	47	47									
12	TAYLOR	28	75	40	16	16	16	16	16	16	16									
16	ELLIOTT	29	40	41	41	41	62	62	62	62										
62	PRIESTLEY	30	41	51	62	62	41	41	41	51										
51	DURANT	31	51	62	51	51	51	51	51	41										
41	ROGERS	32	700	700	700	700	113	113	113	113										
700	BUCHANAN	33	62	113	113	113	700	700	700	700										
113	ROODT	34	113	8	8	8	8	8	8	8										
8	ALBON	35	251	251	251	251	251	251	251	251										
251	FERRIS	36	8																	

BMCRC - MRO Championships 2024 - Rnd 7 @ Brands Hatch Indy

MRO Minitwins & BMCRC Rookie Minitwins

RACE 17 - SECTOR ANALYSIS



SECTOR 1 = FL to I1, SECTOR 2 = I1 to FL, DIFF = Difference To Personal Best Lap, P = Crossed Finish Line in Pit Lane, D = Time Disallowed

P1 333		David LINDEMANN		Suzuki SV650 - Giraffe Decorators			
IDEAL LAP TIME : 50.769		BEST LAP TIME : 51.181		DIFFERENCE : 0.412			
LAP	SECTOR 1	SECTOR 2	LAP TIME	MPH	DIFF	TIME OF DAY	
1 -		20.788	56.489	76.98	5.308	16:59:32.286	
2 -	30.793	20.637	51.430	84.55	0.249	17:00:23.716	
3 -	30.341	20.840	51.181 (1)	84.96		17:01:14.897	
4 -	30.508	20.896	51.404	84.59	0.223	17:02:06.301	
5 -	30.438	20.954	51.392	84.61	0.211	17:02:57.693	
6 -	30.501	23.389	53.890	80.69	2.709	17:03:51.583	
7 -	30.132	21.077	51.209 (3)	84.91	0.028	17:04:42.792	
8 -	30.732	21.154	51.886	83.81	0.705	17:05:34.678	
9 -	30.185	21.020	51.205 (2)	84.92	0.024	17:06:25.883	

P2 1		David TWYFORD		Suzuki SV650 - IMP Racing, MHP, Chris Cowan			
IDEAL LAP TIME : 50.992		BEST LAP TIME : 51.130		DIFFERENCE : 0.138			
LAP	SECTOR 1	SECTOR 2	LAP TIME	MPH	DIFF	TIME OF DAY	
1 -		20.973	56.263	77.29	5.133	16:59:32.060	
2 -	31.382	20.628	52.010	83.61	0.880	17:00:24.070	
3 -	30.526	20.604	51.130 (1)	85.04		17:01:15.200	
4 -	30.622	20.721	51.343 (2)	84.69	0.213	17:02:06.543	
5 -	30.515	20.923	51.438 (3)	84.54	0.308	17:02:57.981	
6 -	30.875	21.305	52.180	83.33	1.050	17:03:50.161	
7 -	30.674	21.542	52.216	83.28	1.086	17:04:42.377	
8 -	30.556	21.701	52.257	83.21	1.127	17:05:34.634	
9 -	30.388	21.429	51.817	83.92	0.687	17:06:26.451	

P3 22		Darren DOWDS		Suzuki SV 650 - sublime dsg Ltd			
IDEAL LAP TIME : 51.009		BEST LAP TIME : 51.374		DIFFERENCE : 0.365			
LAP	SECTOR 1	SECTOR 2	LAP TIME	MPH	DIFF	TIME OF DAY	
1 -		21.011	56.105	77.50	4.731	16:59:31.902	
2 -	30.659	20.907	51.566 (3)	84.33	0.192	17:00:23.468	
3 -	30.922	20.684	51.606	84.26	0.232	17:01:15.074	
4 -	30.598	20.776	51.374 (1)	84.64		17:02:06.448	
5 -	30.448	21.026	51.474 (2)	84.48	0.100	17:02:57.922	
6 -	30.836	21.547	52.383	83.01	1.009	17:03:50.305	
7 -	30.735	21.558	52.293	83.15	0.919	17:04:42.598	
8 -	31.244	21.164	52.408	82.97	1.034	17:05:35.006	
9 -	30.325	21.373	51.698	84.11	0.324	17:06:26.704	

P4 66		Mitch DUCRAN		Suzuki SV650 - JP Haulage			
IDEAL LAP TIME : 51.385		BEST LAP TIME : 51.596		DIFFERENCE : 0.211			
LAP	SECTOR 1	SECTOR 2	LAP TIME	MPH	DIFF	TIME OF DAY	
1 -		21.031	57.122	76.12	5.526	16:59:32.919	
2 -	30.825	20.771	51.596 (1)	84.28		17:00:24.515	
3 -	30.982	20.967	51.949	83.70	0.353	17:01:16.464	
4 -	30.875	21.002	51.877	83.82	0.281	17:02:08.341	
5 -	30.740	20.860	51.600 (2)	84.27	0.004	17:02:59.941	
6 -	31.210	20.886	52.096	83.47	0.500	17:03:52.037	
7 -	30.835	21.214	52.049	83.54	0.453	17:04:44.086	
8 -	30.687	21.002	51.689	84.13	0.093	17:05:35.775	
9 -	30.928	20.698	51.626 (3)	84.23	0.030	17:06:27.401	

BMCRC - MRO Championships 2024 - Rnd 7 @ Brands Hatch Indy

MRO Minitwins & BMCRC Rookie Minitwins

RACE 17 - SECTOR ANALYSIS



SECTOR 1 = FL to I1, SECTOR 2 = I1 to FL, DIFF = Difference To Personal Best Lap, P = Crossed Finish Line in Pit Lane, D = Time Disallowed

P5 21		Toby FINNIS		Suzuki SV650R - Crawfords/ Tey Farm Systems/ Harlow Ag			
IDEAL LAP TIME : 52.031		BEST LAP TIME : 52.074		DIFFERENCE : 0.043			
LAP	SECTOR 1	SECTOR 2	LAP TIME	MPH	DIFF	TIME OF DAY	
1 -		21.147	57.592	75.50	5.518	16:59:33.389	
2 -	31.045	21.117	52.162 (2)	83.36	0.088	17:00:25.551	
3 -	30.994	21.080	52.074 (1)	83.50		17:01:17.625	
4 -	31.346	21.306	52.652	82.59	0.578	17:02:10.277	
5 -	30.951	21.267	52.218 (3)	83.27	0.144	17:03:02.495	
6 -	31.469	21.226	52.695	82.52	0.621	17:03:55.190	
7 -	31.397	21.255	52.652	82.59	0.578	17:04:47.842	
8 -	31.601	21.227	52.828	82.31	0.754	17:05:40.670	
9 -	31.313	21.902	53.215	81.71	1.141	17:06:33.885	

P6 33		Steve COSTIN		Suzuki SV650 - Sublime Designs / ATP Motorsport			
IDEAL LAP TIME : 51.769		BEST LAP TIME : 52.113		DIFFERENCE : 0.344			
LAP	SECTOR 1	SECTOR 2	LAP TIME	MPH	DIFF	TIME OF DAY	
1 -		20.944	57.676	75.39	5.563	16:59:33.473	
2 -	31.342	20.859	52.201 (3)	83.30	0.088	17:00:25.674	
3 -	31.089	21.047	52.136 (2)	83.40	0.023	17:01:17.810	
4 -	30.910	21.203	52.113 (1)	83.44		17:02:09.923	
5 -	31.178	21.265	52.443	82.92	0.330	17:03:02.366	
6 -	31.322	21.332	52.654	82.58	0.541	17:03:55.020	
7 -	31.404	21.385	52.789	82.37	0.676	17:04:47.809	
8 -	32.194	21.055	53.249	81.66	1.136	17:05:41.058	
9 -	31.061	22.103	53.164	81.79	1.051	17:06:34.222	

P7 19		Kevin LILLEY		Suzuki SV650 - Trafalgar Cleaning Eqpt. / Steve Jordan Motorcy			
IDEAL LAP TIME : 52.834		BEST LAP TIME : 52.834		DIFFERENCE : 0.000			
LAP	SECTOR 1	SECTOR 2	LAP TIME	MPH	DIFF	TIME OF DAY	
1 -		21.477	59.391	73.21	6.557	16:59:35.188	
2 -	31.937	22.093	54.030	80.48	1.196	17:00:29.218	
3 -	31.665	21.672	53.337	81.53	0.503	17:01:22.555	
4 -	31.444	21.390	52.834 (1)	82.30		17:02:15.389	
5 -	31.463	21.701	53.164 (3)	81.79	0.330	17:03:08.553	
6 -	31.579	21.572	53.151 (2)	81.81	0.317	17:04:01.704	
7 -	31.659	22.098	53.757	80.89	0.923	17:04:55.461	
8 -	31.751	21.520	53.271	81.63	0.437	17:05:48.732	
9 -	31.870	21.495	53.365	81.48	0.531	17:06:42.097	

P8 27		Jack BETTIS		Suzuki SV 650 - NB Toolmaking			
IDEAL LAP TIME : 52.874		BEST LAP TIME : 52.909		DIFFERENCE : 0.035			
LAP	SECTOR 1	SECTOR 2	LAP TIME	MPH	DIFF	TIME OF DAY	
1 -		21.531	58.498	74.33	5.589	16:59:34.295	
2 -	31.483	21.426	52.909 (1)	82.19		17:00:27.204	
3 -	31.764	21.646	53.410 (3)	81.41	0.501	17:01:20.614	
4 -	31.882	21.814	53.696	80.98	0.787	17:02:14.310	
5 -	31.658	21.787	53.445	81.36	0.536	17:03:07.755	
6 -	31.988	21.634	53.622	81.09	0.713	17:04:01.377	
7 -	31.670	22.596	54.266	80.13	1.357	17:04:55.643	
8 -	31.704	21.391	53.095 (2)	81.90	0.186	17:05:48.738	
9 -	32.138	21.703	53.841	80.76	0.932	17:06:42.579	

BMCRC - MRO Championships 2024 - Rnd 7 @ Brands Hatch Indy

MRO Minitwins & BMCRC Rookie Minitwins

RACE 17 - SECTOR ANALYSIS



SECTOR 1 = FL to I1, SECTOR 2 = I1 to FL, DIFF = Difference To Personal Best Lap, P = Crossed Finish Line in Pit Lane, D = Time Disallowed

P9 606 RMT Robert BRYANT		Suzuki SV650 - R.B Plumbing & Heating				
IDEAL LAP TIME : 53.047		BEST LAP TIME : 53.047		DIFFERENCE : 0.000		
LAP	SECTOR 1	SECTOR 2	LAP TIME	MPH	DIFF	TIME OF DAY
1 -		21.709	1:00.119	72.33	7.072	16:59:35.916
2 -	32.209	21.978	54.187	80.25	1.140	17:00:30.103
3 -	32.114	21.702	53.816	80.80	0.769	17:01:23.919
4 -	32.599	21.536	54.135	80.32	1.088	17:02:18.054
5 -	31.851	21.887	53.738	80.92	0.691	17:03:11.792
6 -	31.610	21.437	53.047 (1)	81.97		17:04:04.839
7 -	31.650	21.655	53.305 (2)	81.57	0.258	17:04:58.144
8 -	31.835	21.492	53.327 (3)	81.54	0.280	17:05:51.471
9 -	31.955	21.570	53.525	81.24	0.478	17:06:44.996

P10 45 Terence QUINCE		Suzuki SV650 - K&Q, HM Racing, Titan-x				
IDEAL LAP TIME : 53.141		BEST LAP TIME : 53.292		DIFFERENCE : 0.151		
LAP	SECTOR 1	SECTOR 2	LAP TIME	MPH	DIFF	TIME OF DAY
1 -		21.378	59.085	73.59	5.793	16:59:34.882
2 -	32.481	22.457	54.938	79.15	1.646	17:00:29.820
3 -	32.334	21.542	53.876	80.71	0.584	17:01:23.696
4 -	31.947	21.597	53.544 (3)	81.21	0.252	17:02:17.240
5 -	32.454	21.715	54.169	80.27	0.877	17:03:11.409
6 -	31.773	21.519	53.292 (1)	81.59		17:04:04.701
7 -	32.130	21.492	53.622	81.09	0.330	17:04:58.323
8 -	32.206	21.395	53.601	81.12	0.309	17:05:51.924
9 -	32.058	21.368	53.426 (2)	81.39	0.134	17:06:45.350

P11 3 Oliver ARBON		Suzuki SV650 - TT Plumbing & Heating				
IDEAL LAP TIME : 52.638		BEST LAP TIME : 52.789		DIFFERENCE : 0.151		
LAP	SECTOR 1	SECTOR 2	LAP TIME	MPH	DIFF	TIME OF DAY
1 -		21.332	59.566	73.00	6.777	16:59:35.363
2 -	32.363	21.747	54.110	80.36	1.321	17:00:29.473
3 -	32.080	21.945	54.025	80.49	1.236	17:01:23.498
4 -	31.509	21.280	52.789 (1)	82.37		17:02:16.287
5 -	33.620	22.245	55.865	77.84	3.076	17:03:12.152
6 -	31.907	21.342	53.249 (3)	81.66	0.460	17:04:05.401
7 -	31.842	21.358	53.200 (2)	81.74	0.411	17:04:58.601
8 -	32.137	21.385	53.522	81.24	0.733	17:05:52.123
9 -	32.129	21.129	53.258	81.65	0.469	17:06:45.381

P12 30 RMT David LUFF		Suzuki SV 650 - ATP & Sarah O'Neill				
IDEAL LAP TIME : 52.923		BEST LAP TIME : 53.014		DIFFERENCE : 0.091		
LAP	SECTOR 1	SECTOR 2	LAP TIME	MPH	DIFF	TIME OF DAY
1 -		21.924	1:01.287	70.95	8.273	16:59:37.084
2 -	31.883	21.733	53.616	81.10	0.602	17:00:30.700
3 -	31.747	21.842	53.589	81.14	0.575	17:01:24.289
4 -	31.963	21.723	53.686	81.00	0.672	17:02:17.975
5 -	31.868	21.992	53.860	80.73	0.846	17:03:11.835
6 -	32.760	21.656	54.416	79.91	1.402	17:04:06.251
7 -	31.679	21.632	53.311 (2)	81.57	0.297	17:04:59.562
8 -	31.382	21.632	53.014 (1)	82.02		17:05:52.576
9 -	31.954	21.541	53.495 (3)	81.28	0.481	17:06:46.071

BMCRC - MRO Championships 2024 - Rnd 7 @ Brands Hatch Indy

MRO Minitwins & BMCRC Rookie Minitwins

RACE 17 - SECTOR ANALYSIS



SECTOR 1 = FL to I1, SECTOR 2 = I1 to FL, DIFF = Difference To Personal Best Lap, P = Crossed Finish Line in Pit Lane, D = Time Disallowed

P13 166 RMT Ben KING		Suzuki SV650 -				
IDEAL LAP TIME : 53.035		BEST LAP TIME : 53.057		DIFFERENCE : 0.022		
LAP	SECTOR 1	SECTOR 2	LAP TIME	MPH	DIFF	TIME OF DAY
1 -		22.185	1:00.850	71.46	7.793	16:59:36.647
2 -	32.171	21.768	53.939	80.62	0.882	17:00:30.586
3 -	32.348	21.603	53.951	80.60	0.894	17:01:24.537
4 -	32.228	21.507	53.735	80.92	0.678	17:02:18.272
5 -	32.130	21.911	54.041	80.46	0.984	17:03:12.313
6 -	32.273	21.821	54.094	80.38	1.037	17:04:06.407
7 -	32.017	21.470	53.487 (3)	81.30	0.430	17:04:59.894
8 -	31.839	21.427	53.266 (2)	81.63	0.209	17:05:53.160
9 -	31.608	21.449	53.057 (1)	81.96		17:06:46.217

P14 115 Brian MAHER		Suzuki SV650 - Spraytech /Espresso Solutions				
IDEAL LAP TIME : 53.549		BEST LAP TIME : 53.549		DIFFERENCE : 0.000		
LAP	SECTOR 1	SECTOR 2	LAP TIME	MPH	DIFF	TIME OF DAY
1 -		22.184	1:01.190	71.06	7.641	16:59:36.987
2 -	32.509	21.725	54.234	80.18	0.685	17:00:31.221
3 -	32.224	21.591	53.815 (2)	80.80	0.266	17:01:25.036
4 -	32.334	21.691	54.025	80.49	0.476	17:02:19.061
5 -	32.256	21.683	53.939	80.62	0.390	17:03:13.000
6 -	32.285	21.619	53.904 (3)	80.67	0.355	17:04:06.904
7 -	32.426	21.578	54.004	80.52	0.455	17:05:00.908
8 -	32.348	21.651	53.999	80.53	0.450	17:05:54.907
9 -	32.023	21.526	53.549 (1)	81.20		17:06:48.456

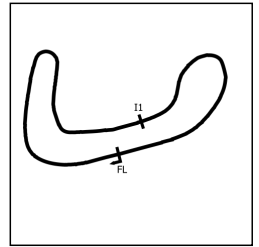
P15 55 John REYNOLDS		Suzuki SV650 - Fins Motorcycles				
IDEAL LAP TIME : 53.815		BEST LAP TIME : 54.046		DIFFERENCE : 0.231		
LAP	SECTOR 1	SECTOR 2	LAP TIME	MPH	DIFF	TIME OF DAY
1 -		21.654	58.875	73.86	4.829	16:59:34.672
2 -	32.290	21.961	54.251 (3)	80.15	0.205	17:00:28.923
3 -	32.551	22.004	54.555	79.71	0.509	17:01:23.478
4 -	32.505	21.881	54.386	79.95	0.340	17:02:17.864
5 -	32.955	21.610	54.565	79.69	0.519	17:03:12.429
6 -	32.623	21.629	54.252	80.15	0.206	17:04:06.681
7 -	32.398	21.698	54.096 (2)	80.38	0.050	17:05:00.777
8 -	32.205	21.841	54.046 (1)	80.46		17:05:54.823
9 -	32.596	22.008	54.604	79.63	0.558	17:06:49.427

P16 15 James SVENSEN		Suzuki SV650S -				
IDEAL LAP TIME : 53.602		BEST LAP TIME : 53.602		DIFFERENCE : 0.000		
LAP	SECTOR 1	SECTOR 2	LAP TIME	MPH	DIFF	TIME OF DAY
1 -		21.846	1:01.497	70.71	7.895	16:59:37.294
2 -	32.433	21.737	54.170	80.27	0.568	17:00:31.464
3 -	32.300	21.686	53.986	80.55	0.384	17:01:25.450
4 -	32.368	21.653	54.021	80.49	0.419	17:02:19.471
5 -	32.378	21.525	53.903 (3)	80.67	0.301	17:03:13.374
6 -	32.244	21.494	53.738 (2)	80.92	0.136	17:04:07.112
7 -	32.845	21.766	54.611	79.62	1.009	17:05:01.723
8 -	32.173	21.429	53.602 (1)	81.12		17:05:55.325
9 -	32.315	21.884	54.199	80.23	0.597	17:06:49.524

BMCRC - MRO Championships 2024 - Rnd 7 @ Brands Hatch Indy

MRO Minitwins & BMCRC Rookie Minitwins

RACE 17 - SECTOR ANALYSIS



SECTOR 1 = FL to I1, SECTOR 2 = I1 to FL, DIFF = Difference To Personal Best Lap, P = Crossed Finish Line in Pit Lane, D = Time Disallowed

P17 293		Leigh SMITH		Suzuki SV650 - Smiths Mechanical Support Ltd, Lamonde Autor			
IDEAL LAP TIME : 53.689		BEST LAP TIME : 53.689		DIFFERENCE : 0.000			
LAP	SECTOR 1	SECTOR 2	LAP TIME	MPH	DIFF	TIME OF DAY	
1 -		21.918	1:02.324	69.77	8.635	16:59:38.121	
2 -	33.352	22.326	55.678	78.10	1.989	17:00:33.799	
3 -	32.956	21.744	54.700	79.49	1.011	17:01:28.499	
4 -	32.738	22.504	55.242	78.71	1.553	17:02:23.741	
5 -	32.360	21.751	54.111 (2)	80.36	0.422	17:03:17.852	
6 -	32.079	21.610	53.689 (1)	80.99		17:04:11.541	
7 -	33.020	21.739	54.759	79.41	1.070	17:05:06.300	
8 -	32.224	21.942	54.166 (3)	80.28	0.477	17:06:00.466	
9 -	32.768	22.357	55.125	78.88	1.436	17:06:55.591	

P18 122 RMT		James EGGINTON		Suzuki SV650 - Advance Computer Services - www.ACS.co.uk			
IDEAL LAP TIME : 54.483		BEST LAP TIME : 54.493		DIFFERENCE : 0.010			
LAP	SECTOR 1	SECTOR 2	LAP TIME	MPH	DIFF	TIME OF DAY	
1 -		22.121	1:02.536	69.53	8.043	16:59:38.333	
2 -	33.111	22.029	55.140	78.86	0.647	17:00:33.473	
3 -	32.806	22.031	54.837 (3)	79.30	0.344	17:01:28.310	
4 -	32.701	22.328	55.029	79.02	0.536	17:02:23.339	
5 -	33.258	21.916	55.174	78.81	0.681	17:03:18.513	
6 -	32.567	21.926	54.493 (1)	79.80		17:04:13.006	
7 -	32.675	22.546	55.221	78.74	0.728	17:05:08.227	
8 -	32.757	22.064	54.821 (2)	79.32	0.328	17:06:03.048	
9 -	32.703	22.217	54.920	79.18	0.427	17:06:57.968	

P19 12		Russell TAYLOR		Suzuki SV650 -			
IDEAL LAP TIME : 54.712		BEST LAP TIME : 54.998		DIFFERENCE : 0.286			
LAP	SECTOR 1	SECTOR 2	LAP TIME	MPH	DIFF	TIME OF DAY	
1 -		22.612	1:03.783	68.17	8.785	16:59:39.580	
2 -	33.277	22.111	55.388	78.51	0.390	17:00:34.968	
3 -	32.864	22.357	55.221 (3)	78.74	0.223	17:01:30.189	
4 -	33.026	22.243	55.269	78.68	0.271	17:02:25.458	
5 -	33.097	22.185	55.282	78.66	0.284	17:03:20.740	
6 -	32.923	22.280	55.203 (2)	78.77	0.205	17:04:15.943	
7 -	32.601	22.397	54.998 (1)	79.06		17:05:10.941	
8 -	33.129	22.312	55.441	78.43	0.443	17:06:06.382	
9 -	32.862	22.765	55.627	78.17	0.629	17:07:02.009	

P20 14 RMT		George DAVIES		Suzuki SV650 - Tanya Warner			
IDEAL LAP TIME : 54.997		BEST LAP TIME : 55.004		DIFFERENCE : 0.007			
LAP	SECTOR 1	SECTOR 2	LAP TIME	MPH	DIFF	TIME OF DAY	
1 -		22.655	1:03.567	68.40	8.563	16:59:39.364	
2 -	33.121	22.245	55.366	78.54	0.362	17:00:34.730	
3 -	32.899	22.277	55.176 (3)	78.81	0.172	17:01:29.906	
4 -	32.920	22.313	55.233	78.73	0.229	17:02:25.139	
5 -	33.029	22.320	55.349	78.56	0.345	17:03:20.488	
6 -	32.786	22.218	55.004 (1)	79.05		17:04:15.492	
7 -	32.779	22.299	55.078 (2)	78.95	0.074	17:05:10.570	
8 -	33.188	22.393	55.581	78.23	0.577	17:06:06.151	
9 -	32.913	23.056	55.969	77.69	0.965	17:07:02.120	

BMCRC - MRO Championships 2024 - Rnd 7 @ Brands Hatch Indy

MRO Minitwins & BMCRC Rookie Minitwins

RACE 17 - SECTOR ANALYSIS



SECTOR 1 = FL to I1, SECTOR 2 = I1 to FL, DIFF = Difference To Personal Best Lap, P = Crossed Finish Line in Pit Lane, D = Time Disallowed

P21 81		Malvern MAY		Suzuki SV650 - IMP racing			
IDEAL LAP TIME : 54.469		BEST LAP TIME : 54.469		DIFFERENCE : 0.000			
LAP	SECTOR 1	SECTOR 2	LAP TIME	MPH	DIFF	TIME OF DAY	
1 -		22.477	1:04.547	67.37	10.078	16:59:40.344	
2 -	33.567	22.329	55.896	77.79	1.427	17:00:36.240	
3 -	33.242	22.907	56.149	77.44	1.680	17:01:32.389	
4 -	32.804	22.247	55.051	78.99	0.582	17:02:27.440	
5 -	32.773	22.113	54.886	79.22	0.417	17:03:22.326	
6 -	32.847	22.006	54.853 (2)	79.27	0.384	17:04:17.179	
7 -	32.605	21.864	54.469 (1)	79.83		17:05:11.648	
8 -	32.676	22.196	54.872 (3)	79.24	0.403	17:06:06.520	
9 -	33.709	22.691	56.400	77.10	1.931	17:07:02.920	

P22 127		Matthew CHAM		Ducati MONSTER 796 -			
IDEAL LAP TIME : 55.011		BEST LAP TIME : 55.067		DIFFERENCE : 0.056			
LAP	SECTOR 1	SECTOR 2	LAP TIME	MPH	DIFF	TIME OF DAY	
1 -		22.350	1:04.014	67.93	8.947	16:59:39.811	
2 -	34.162	22.639	56.801	76.55	1.734	17:00:36.612	
3 -	33.200	22.733	55.933	77.74	0.866	17:01:32.545	
4 -	33.369	22.192	55.561	78.26	0.494	17:02:28.106	
5 -	33.194	22.098	55.292 (2)	78.64	0.225	17:03:23.398	
6 -	33.283	22.081	55.364	78.54	0.297	17:04:18.762	
7 -	33.136	22.157	55.293 (3)	78.64	0.226	17:05:14.055	
8 -	33.495	22.171	55.666	78.11	0.599	17:06:09.721	
9 -	32.930	22.137	55.067 (1)	78.96		17:07:04.788	

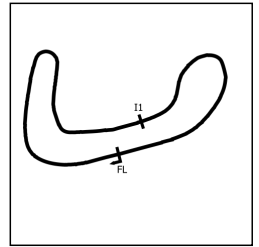
P23 69		Jack GRIFFITHS		Suzuki SV650 - JOE'S CARPETS, ATP RACING			
IDEAL LAP TIME : 54.862		BEST LAP TIME : 54.899		DIFFERENCE : 0.037			
LAP	SECTOR 1	SECTOR 2	LAP TIME	MPH	DIFF	TIME OF DAY	
1 -		23.012	1:05.448	66.44	10.549	16:59:41.245	
2 -	33.553	22.739	56.292	77.25	1.393	17:00:37.537	
3 -	33.968	22.118	56.086	77.53	1.187	17:01:33.623	
4 -	33.078	22.731	55.809	77.91	0.910	17:02:29.432	
5 -	33.044	22.160	55.204 (3)	78.77	0.305	17:03:24.636	
6 -	32.933	22.067	55.000 (2)	79.06	0.101	17:04:19.636	
7 -	32.970	21.929	54.899 (1)	79.21		17:05:14.535	
8 -	33.279	21.981	55.260	78.69	0.361	17:06:09.795	
9 -	33.440	22.491	55.931	77.74	1.032	17:07:05.726	

P24 237 RMT		Tim WOOD		Suzuki SV650S - Hel Performance , Whitson Wellness, Not So F			
IDEAL LAP TIME : 55.098		BEST LAP TIME : 55.481		DIFFERENCE : 0.383			
LAP	SECTOR 1	SECTOR 2	LAP TIME	MPH	DIFF	TIME OF DAY	
1 -		22.415	1:04.325	67.60	8.844	16:59:40.122	
2 -	33.318	22.493	55.811	77.91	0.330	17:00:35.933	
3 -	33.194	22.389	55.583 (3)	78.23	0.102	17:01:31.516	
4 -	33.388	22.489	55.877	77.82	0.396	17:02:27.393	
5 -	33.449	22.156	55.605	78.20	0.124	17:03:22.998	
6 -	33.167	22.314	55.481 (1)	78.38		17:04:18.479	
7 -	32.942	22.539	55.481 (1)	78.38		17:05:13.960	
8 -	33.208	22.466	55.674	78.10	0.193	17:06:09.634	
9 -	33.461	22.654	56.115	77.49	0.634	17:07:05.749	

BMCRC - MRO Championships 2024 - Rnd 7 @ Brands Hatch Indy

MRO Minitwins & BMCRC Rookie Minitwins

RACE 17 - SECTOR ANALYSIS



SECTOR 1 = FL to I1, SECTOR 2 = I1 to FL, DIFF = Difference To Personal Best Lap, P = Crossed Finish Line in Pit Lane, D = Time Disallowed

P25 40		Simon WILKINSON		Suzuki SV650 -		
IDEAL LAP TIME : 55.347		BEST LAP TIME : 55.347		DIFFERENCE : 0.000		
LAP	SECTOR 1	SECTOR 2	LAP TIME	MPH	DIFF	TIME OF DAY
1 -		22.772	1:05.768	66.12	10.421	16:59:41.565
2 -	34.470	22.795	57.265	75.93	1.918	17:00:38.830
3 -	34.002	22.348	56.350	77.17	1.003	17:01:35.180
4 -	33.971	22.302	56.273	77.27	0.926	17:02:31.453
5 -	33.498	22.294	55.792 (3)	77.94	0.445	17:03:27.245
6 -	33.379	21.968	55.347 (1)	78.56		17:04:22.592
7 -	33.504	22.124	55.628 (2)	78.17	0.281	17:05:18.220
8 -	33.539	22.694	56.233	77.33	0.886	17:06:14.453
9 -	33.435	22.397	55.832	77.88	0.485	17:07:10.285

P26 75 RMT		Tom SVENSEN		Suzuki SV650 - Team TSR - HCL Car sales		
IDEAL LAP TIME : 55.552		BEST LAP TIME : 55.633		DIFFERENCE : 0.081		
LAP	SECTOR 1	SECTOR 2	LAP TIME	MPH	DIFF	TIME OF DAY
1 -		22.724	1:05.594	66.29	9.961	16:59:41.391
2 -	33.648	22.736	56.384	77.12	0.751	17:00:37.775
3 -	34.089	22.619	56.708	76.68	1.075	17:01:34.483
4 -	32.989	22.644	55.633 (1)	78.16		17:02:30.116
5 -	33.276	22.584	55.860 (2)	77.84	0.227	17:03:25.976
6 -	33.335	22.563	55.898 (3)	77.79	0.265	17:04:21.874
7 -	33.389	22.752	56.141	77.45	0.508	17:05:18.015
8 -	33.606	22.763	56.369	77.14	0.736	17:06:14.384
9 -	33.689	22.585	56.274	77.27	0.641	17:07:10.658

P27 47		Tristan BOHANAN		Suzuki SV 650 -		
IDEAL LAP TIME : 55.886		BEST LAP TIME : 56.016		DIFFERENCE : 0.130		
LAP	SECTOR 1	SECTOR 2	LAP TIME	MPH	DIFF	TIME OF DAY
1 -		22.496	1:03.948	68.00	7.932	16:59:39.745
2 -	33.464	22.552	56.016 (1)	77.63		17:00:35.761
3 -	33.565	22.988	56.553	76.89	0.537	17:01:32.314
4 -	34.376	22.757	57.133	76.11	1.117	17:02:29.447
5 -	34.127	22.716	56.843	76.50	0.827	17:03:26.290
6 -	33.724	22.440	56.164 (3)	77.42	0.148	17:04:22.454
7 -	33.953	22.460	56.413	77.08	0.397	17:05:18.867
8 -	33.704	22.422	56.126 (2)	77.47	0.110	17:06:14.993
9 -	33.643	22.582	56.225	77.34	0.209	17:07:11.218

P28 16 RMT		Kirt ELLIOTT		Suzuki SV650 -		
IDEAL LAP TIME : 55.725		BEST LAP TIME : 55.741		DIFFERENCE : 0.016		
LAP	SECTOR 1	SECTOR 2	LAP TIME	MPH	DIFF	TIME OF DAY
1 -		22.979	1:05.348	66.54	9.607	16:59:41.145
2 -	33.495	22.924	56.419	77.07	0.678	17:00:37.564
3 -	34.917	22.718	57.635	75.45	1.894	17:01:35.199
4 -	34.197	22.832	57.029	76.25	1.288	17:02:32.228
5 -	33.528	22.632	56.160	77.43	0.419	17:03:28.388
6 -	33.271	22.470	55.741 (1)	78.01		17:04:24.129
7 -	33.341	22.627	55.968 (3)	77.69	0.227	17:05:20.097
8 -	33.255	22.633	55.888 (2)	77.80	0.147	17:06:15.985
9 -	33.266	22.762	56.028	77.61	0.287	17:07:12.013

BMCRC - MRO Championships 2024 - Rnd 7 @ Brands Hatch Indy

MRO Minitwins & BMCRC Rookie Minitwins

RACE 17 - SECTOR ANALYSIS



SECTOR 1 = FL to I1, SECTOR 2 = I1 to FL, DIFF = Difference To Personal Best Lap, P = Crossed Finish Line in Pit Lane, D = Time Disallowed

P29 62 RMT Max PRIESTLEY		Suzuki SV650 - Mum and Dad				
IDEAL LAP TIME : 56.484		BEST LAP TIME : 56.484		DIFFERENCE : 0.000		
LAP	SECTOR 1	SECTOR 2	LAP TIME	MPH	DIFF	TIME OF DAY
1 -		23.497	1:08.010	63.94	11.526	16:59:43.807
2 -	34.353	23.439	57.792	75.24	1.308	17:00:41.599
3 -	34.916	23.066	57.982	74.99	1.498	17:01:39.581
4 -	34.950	23.545	58.495	74.34	2.011	17:02:38.076
5 -	35.222	23.495	58.717	74.06	2.233	17:03:36.793
6 -	34.326	22.842	57.168 (3)	76.06	0.684	17:04:33.961
7 -	33.778	22.821	56.599 (2)	76.83	0.115	17:05:30.560
8 -	33.667	22.817	56.484 (1)	76.98		17:06:27.044

P30 51 Andrew DURANT		Suzuki SV650 -				
IDEAL LAP TIME : 58.105		BEST LAP TIME : 58.152		DIFFERENCE : 0.047		
LAP	SECTOR 1	SECTOR 2	LAP TIME	MPH	DIFF	TIME OF DAY
1 -		23.272	1:07.343	64.57	9.191	16:59:43.140
2 -	34.833	23.370	58.203 (2)	74.71	0.051	17:00:41.343
3 -	35.587	23.373	58.960	73.75	0.808	17:01:40.303
4 -	34.848	23.304	58.152 (1)	74.77		17:02:38.455
5 -	35.178	23.962	59.140	73.53	0.988	17:03:37.595
6 -	35.476	23.744	59.220	73.43	1.068	17:04:36.815
7 -	35.323	23.937	59.260	73.38	1.108	17:05:36.075
8 -	34.929	23.371	58.300 (3)	74.59	0.148	17:06:34.375

P31 41 RMT Robert ROGERS		Suzuki SV650 -				
IDEAL LAP TIME : 58.011		BEST LAP TIME : 58.232		DIFFERENCE : 0.221		
LAP	SECTOR 1	SECTOR 2	LAP TIME	MPH	DIFF	TIME OF DAY
1 -		23.334	1:06.661	65.23	8.429	16:59:42.458
2 -		23.276	58.232 (1)	74.67		17:00:40.690
3 -	34.735	23.685	58.420 (2)	74.43	0.188	17:01:39.110
4 -	35.221	23.509	58.730 (3)	74.04	0.498	17:02:37.840
5 -	35.162	24.138	59.300	73.33	1.068	17:03:37.140
6 -	35.678	23.556	59.234	73.41	1.002	17:04:36.374
7 -	35.437	23.671	59.108	73.57	0.876	17:05:35.482
8 -	35.724	23.722	59.446	73.15	1.214	17:06:34.928

P32 113 RMT Phil ROODT		Suzuki SV650 - Carter Thorne Carpets and flooring 2018 ltd				
IDEAL LAP TIME : 59.422		BEST LAP TIME : 59.624		DIFFERENCE : 0.202		
LAP	SECTOR 1	SECTOR 2	LAP TIME	MPH	DIFF	TIME OF DAY
1 -		23.722	1:08.907	63.10	9.283	16:59:44.704
2 -	36.283	24.231	1:00.514	71.86	0.890	17:00:45.218
3 -	35.700	23.924	59.624 (1)	72.93		17:01:44.842
4 -	36.223	23.849	1:00.072	72.38	0.448	17:02:44.914
5 -	35.746	23.929	59.675 (2)	72.87	0.051	17:03:44.589
6 -	35.824	23.933	59.757 (3)	72.77	0.133	17:04:44.346
7 -	36.171	24.198	1:00.369	72.03	0.745	17:05:44.715
8 -	36.409	24.050	1:00.459	71.92	0.835	17:06:45.174

P33 700 RMT Alex BUCHANAN		Suzuki SV650 - novus resourcing				
IDEAL LAP TIME : 59.558		BEST LAP TIME : 59.789		DIFFERENCE : 0.231		
LAP	SECTOR 1	SECTOR 2	LAP TIME	MPH	DIFF	TIME OF DAY
1 -		23.612	1:07.928	64.01	8.139	16:59:43.725
2 -	36.885	23.638	1:00.523	71.85	0.734	17:00:44.248
3 -	36.401	23.794	1:00.195 (3)	72.24	0.406	17:01:44.443
4 -	36.239	23.797	1:00.036 (2)	72.43	0.247	17:02:44.479
5 -	36.864	23.433	1:00.297	72.11	0.508	17:03:44.776
6 -	36.203	23.586	59.789 (1)	72.73		17:04:44.565
7 -	36.960	23.355	1:00.315	72.09	0.526	17:05:44.880
8 -	36.540	23.801	1:00.341	72.06	0.552	17:06:45.221

BMCRC - MRO Championships 2024 - Rnd 7 @ Brands Hatch Indy

MRO Minitwins & BMCRC Rookie Minitwins

RACE 17 - SECTOR ANALYSIS



SECTOR 1 = FL to I1, SECTOR 2 = I1 to FL, DIFF = Difference To Personal Best Lap, P = Crossed Finish Line in Pit Lane, D = Time Disallowed

P34		8		Stuart ALBON		Suzuki SV650 - Winter Sun Skydiving	
IDEAL LAP TIME : 1:01.079		BEST LAP TIME : 1:01.285		DIFFERENCE : 0.206			
LAP	SECTOR 1	SECTOR 2	LAP TIME	MPH	DIFF	TIME OF DAY	
1 -		25.228	1:12.417	60.04	11.132	16:59:48.214	
2 -	36.664	24.719	1:01.383 (2)	70.84	0.098	17:00:49.597	
3 -	36.722	24.757	1:01.479 (3)	70.73	0.194	17:01:51.076	
4 -	36.721	24.564	1:01.285 (1)	70.95		17:02:52.361	
5 -	37.479	24.415	1:01.894	70.25	0.609	17:03:54.255	
6 -	37.633	25.729	1:03.362	68.63	2.077	17:04:57.617	
7 -	38.241	25.244	1:03.485	68.49	2.200	17:06:01.102	
8 -	37.518	24.570	1:02.088	70.03	0.803	17:07:03.190	

P35		251 RMT		Craig FERRIS		Suzuki SV650 - IMP Racing	
IDEAL LAP TIME : 1:03.551		BEST LAP TIME : 1:03.551		DIFFERENCE : 0.000			
LAP	SECTOR 1	SECTOR 2	LAP TIME	MPH	DIFF	TIME OF DAY	
1 -		25.540	1:12.398	60.06	8.847	16:59:48.195	
2 -	38.446	25.331	1:03.777 (2)	68.18	0.226	17:00:51.972	
3 -	38.493	25.436	1:03.929	68.02	0.378	17:01:55.901	
4 -	38.912	26.235	1:05.147	66.75	1.596	17:03:01.048	
5 -	39.215	26.274	1:05.489	66.40	1.938	17:04:06.537	
6 -	38.501	25.785	1:04.286	67.64	0.735	17:05:10.823	
7 -	38.331	25.595	1:03.926 (3)	68.02	0.375	17:06:14.749	
8 -	38.258	25.293	1:03.551 (1)	68.42		17:07:18.300	

P36		511 RMT		William BARRETT		Suzuki SV650 -	
IDEAL LAP TIME : 58.861		BEST LAP TIME :		DIFFERENCE :			
LAP	SECTOR 1	SECTOR 2	LAP TIME	MPH	DIFF	TIME OF DAY	
1 -		22.306	1:01.231	71.01		16:59:37.028	

BMCRC - MRO Championships 2024 - Rnd 7 @ Brands Hatch Indy

MRO Minitwins & BMCRC Rookie Minitwins

RACE 17 - BEST SECTORS

SECTOR 1				SECTOR 2				IDEAL / BEST COMPARISON				
POS	NO	NAME	TIME	NO	NAME	TIME	POS	NO	NAME	IDEAL	BEST	DIFF
									PERFECT LAP	50.736		
1	333	LINDEMANN	30.132	1	TWYFORD	20.604	1	333	LINDEMANN	50.769	51.181	0.412
2	22	DOWDS	30.325	333	LINDEMANN	20.637	2	1	TWYFORD	50.992	51.130	0.138
3	1	TWYFORD	30.388	22	DOWDS	20.684	3	22	DOWDS	51.009	51.374	0.365
4	66	DUCRAN	30.687	66	DUCRAN	20.698	4	66	DUCRAN	51.385	51.596	0.211
5	33	COSTIN	30.910	33	COSTIN	20.859	5	33	COSTIN	51.769	52.113	0.344
6	21	FINNIS	30.951	21	FINNIS	21.080	6	21	FINNIS	52.031	52.074	0.043
7	30	LUFF	31.382	3	ARBON	21.129	7	3	ARBON	52.638	52.789	0.151
8	19	LILLEY	31.444	45	QUINCE	21.368	8	19	LILLEY	52.834	52.834	0.000
9	27	BETTIS	31.483	19	LILLEY	21.390	9	27	BETTIS	52.874	52.909	0.035
10	3	ARBON	31.509	27	BETTIS	21.391	10	30	LUFF	52.923	53.014	0.091
11	166	KING	31.608	166	KING	21.427	11	166	KING	53.035	53.057	0.022
12	606	BRYANT	31.610	15	SVENSEN	21.429	12	606	BRYANT	53.047	53.047	0.000
13	45	QUINCE	31.773	606	BRYANT	21.437	13	45	QUINCE	53.141	53.292	0.151
14	115	MAHER	32.023	115	MAHER	21.526	14	115	MAHER	53.549	53.549	0.000
15	293	SMITH	32.079	30	LUFF	21.541	15	15	SVENSEN	53.602	53.602	0.000
16	15	SVENSEN	32.173	55	REYNOLDS	21.610	16	293	SMITH	53.689	53.689	0.000
17	55	REYNOLDS	32.205	293	SMITH	21.610	17	55	REYNOLDS	53.815	54.046	0.231
18	122	EGGINTON	32.567	81	MAY	21.864	18	81	MAY	54.469	54.469	0.000
19	12	TAYLOR	32.601	122	EGGINTON	21.916	19	122	EGGINTON	54.483	54.493	0.010
20	81	MAY	32.605	69	GRIFFITHS	21.929	20	12	TAYLOR	54.712	54.998	0.286
21	14	DAVIES	32.779	40	WILKINSON	21.968	21	69	GRIFFITHS	54.862	54.899	0.037
22	127	CHAM	32.930	127	CHAM	22.081	22	14	DAVIES	54.997	55.004	0.007
23	69	GRIFFITHS	32.933	12	TAYLOR	22.111	23	127	CHAM	55.011	55.067	0.056
24	237	WOOD	32.942	237	WOOD	22.156	24	237	WOOD	55.098	55.481	0.383
25	75	SVENSEN	32.989	14	DAVIES	22.218	25	40	WILKINSON	55.347	55.347	0.000
26	16	ELLIOTT	33.255	511	BARRETT	22.306	26	75	SVENSEN	55.552	55.633	0.081
27	40	WILKINSON	33.379	47	BOHANAN	22.422	27	16	ELLIOTT	55.725	55.741	0.016
28	47	BOHANAN	33.464	16	ELLIOTT	22.470	28	47	BOHANAN	55.886	56.016	0.130
29	62	PRIESTLEY	33.667	75	SVENSEN	22.563	29	62	PRIESTLEY	56.484	56.484	0.000
30	41	ROGERS	34.735	62	PRIESTLEY	22.817	30	41	ROGERS	58.011	58.232	0.221
31	51	DURANT	34.833	51	DURANT	23.272	31	51	DURANT	58.105	58.152	0.047
32	113	ROODT	35.700	41	ROGERS	23.276	32	511	BARRETT	58.861		
33	700	BUCHANAN	36.203	700	BUCHANAN	23.355	33	113	ROODT	59.422	59.624	0.202
34	511	BARRETT	36.555	113	ROODT	23.722	34	700	BUCHANAN	59.558	59.789	0.231
35	8	ALBON	36.664	8	ALBON	24.415	35	8	ALBON	1:01.079	1:01.285	0.206
36	251	FERRIS	38.258	251	FERRIS	25.293	36	251	FERRIS	1:03.551	1:03.551	0.000

BMCRC - MRO Championships 2024 - Rnd 7 @ Brands Hatch Indy

MRO Minitwins & BMCRC Rookie Minitwins

RACE 17 - STATISTICS

Competitors Started	36
Planned Start	2024-09-21 @ 15:45:00.000
Actual Start	2024-09-21 @ 16:58:35.796
Finish Time	2024-09-21 @ 17:06:25.882
Track Length	1.2079mi.
Total Laps	309
Total Distance Covered	373.2551mi.

Session Fastest Lap History

NO	CL	NAME	LAP TIME	TIME OF DAY	LAP	VEHICLE
22		Darren DOWDS	51.566	17:00:23.468	2	Suzuki SV 650
333		David LINDEMANN	51.430	17:00:23.716	2	Suzuki SV650
333		David LINDEMANN	51.181	17:01:14.897	3	Suzuki SV650
1		David TWYFORD	51.130	17:01:15.200	3	Suzuki SV650

Session Leader History

NO	CL	NAME	FROM LAP	LAPS LED	DISTANCE	VEHICLE
22		Darren DOWDS	1	2	2.41 miles	Suzuki SV 650
333		David LINDEMANN	3	3	3.62 miles	Suzuki SV650
1		David TWYFORD	6	3	3.62 miles	Suzuki SV650
333		David LINDEMANN	9	1	1.20 miles	Suzuki SV650

Flag History

TYPE	TIME OF DAY
GREEN	16:58:35.796
FINISH	17:06:25.882

Flag Statistics

TYPE	COUNT	TOTAL LAPS	TOTAL TIME
Green	1	9	8:52.643
Red	0	0	0.000
Safety Car	0	0	0.000
FCY	0	0	0.000

BMCRC - MRO Championships 2024 - Rnd 7 @ Brands Hatch Indy

MRO Minitwins & BMCRC Rookie Minitwins

RACE 17 - STATISTICS

CLASS :

22 Starters

Fastest Lap History

NO	NAME	LAP TIME	TIME OF DAY	LAP	VEHICLE
22	Darren DOWDS	51.566	17:00:23.468	2	Suzuki SV 650
333	David LINDEMANN	51.430	17:00:23.716	2	Suzuki SV650
333	David LINDEMANN	51.181	17:01:14.897	3	Suzuki SV650
1	David TWYFORD	51.130	17:01:15.200	3	Suzuki SV650

Leader History

NO	NAME	FROM LAP	LAPS LED	DISTANCE	VEHICLE
22	Darren DOWDS	1	2	2.41 miles	Suzuki SV 650
333	David LINDEMANN	3	3	3.62 miles	Suzuki SV650
1	David TWYFORD	6	3	3.62 miles	Suzuki SV650
333	David LINDEMANN	9	1	1.20 miles	Suzuki SV650

BMCRC - MRO Championships 2024 - Rnd 7 @ Brands Hatch Indy

MRO Minitwins & BMCRC Rookie Minitwins

RACE 17 - STATISTICS

CLASS : RMT

14 Starters

Fastest Lap History

NO	NAME	LAP TIME	TIME OF DAY	LAP	VEHICLE
606	Robert BRYANT	54.187	17:00:30.103	2	Suzuki SV650
166	Ben KING	53.939	17:00:30.586	2	Suzuki SV650
30	David LUFF	53.616	17:00:30.700	2	Suzuki SV 650
30	David LUFF	53.589	17:01:24.289	3	Suzuki SV 650
606	Robert BRYANT	53.047	17:04:04.839	6	Suzuki SV650
30	David LUFF	53.014	17:05:52.576	8	Suzuki SV 650

Leader History

NO	NAME	FROM LAP	LAPS LED	DISTANCE	VEHICLE
606	Robert BRYANT	1	3	3.62 miles	Suzuki SV650
30	David LUFF	4	1	1.20 miles	Suzuki SV 650
606	Robert BRYANT	5	5	6.03 miles	Suzuki SV650

BMCRC - MRO Championships 2024 - Rnd 7 @ Brands Hatch Indy

MRO Minitwins & BMCRC Rookie Minitwins

RACE 7 - GRID (12 Laps)

ROW 13				37	35 Tyler WALSH		
ROW 12	36	1:03.551 251 Craig FERRIS	35	1:01.285 8 Stuart ALBON	34	59.789 700 Alex BUCHANAN	
ROW 11	33		59.624 113 Phil ROODT	32	58.232 41 Robert ROGERS	31	58.152 51 Andrew DURANT
ROW 10	30	56.484 62 Max PRIESTLEY	29	56.016 47 Tristan BOHANAN	28	55.741 16 Kirt ELLIOTT	
ROW 9	27		55.633 75 Tom SVENSEN	26	55.481 237 Tim WOOD	25	55.347 40 Simon WILKINSON
ROW 8	24	55.067 127 Matthew CHAM	23	55.004 14 George DAVIES	22	54.998 12 Russell TAYLOR	
ROW 7	21		54.899 69 Jack GRIFFITHS	20	54.493 122 James EGGINTON	19	54.469 81 Malvern MAY
ROW 6	18	54.046 55 John REYNOLDS	17	53.689 293 Leigh SMITH	16	511 William BARRETT	
ROW 5	15		53.602 15 James SVENSEN	14	53.549 115 Brian MAHER	13	53.292 45 Terence QUINCE
ROW 4	12	53.057 166 Ben KING	11	53.047 606 Robert BRYANT	10	53.014 30 David LUFF	
ROW 3	9		52.909 27 Jack BETTIS	8	52.834 19 Kevin LILLEY	7	52.789 3 Oliver ARBON
ROW 2	6	52.113 33 Steve COSTIN	5	52.074 21 Toby FINNIS	4	51.596 66 Mitch DUCRAN	
ROW 1	3		51.374 22 Darren DOWDS	2	51.181 333 David LINDEMANN	1	51.130 1 David TWYFORD
Pole							

These results are provisional until the conclusion of any judicial and technical matters.

Brands Hatch Indy: 1.2079 miles

Clerk Of Course:	Stewards:	Timekeeper: Richard Evans	
------------------	-----------	---------------------------	---

Results can be found at www.tsl-timing.com

Printed - 17:10 Saturday, 21 September 2024



BMCRC - MRO Championships 2024 - Rnd 7 @ Brands Hatch Indy

MRO Minitwins & BMCRC Rookie Minitwins

RACE 7 - CLASSIFICATION

Race Distance: 4 Laps / 4.83 miles

POS	NO	CL	PIC	NAME	ENTRY	LAPS	TIME	GAP	DIFF	MPH	BEST	ON	GRD	↑↓
1	1		1	David TWYFORD	Suzuki SV650 - IMP Racing, MHP, Chris Cowan	4	3:33.798			81.35	51.646	4	1	0
2	22		2	Darren DOWDS	Suzuki SV 650 - sublime dsg Ltd	4	3:34.284	0.486	0.486	81.17	51.761	4	3	1
3	66		3	Mitch DUCRAN	Suzuki SV650 - JP Haulage	4	3:34.415	0.617	0.131	81.12	51.658	3	4	1
4	3		4	Oliver ARBON	Suzuki SV650 - TT Plumbing & Heating	4	3:36.821	3.023	2.406	80.22	52.453	3	7	3
5	27		5	Jack BETTIS	Suzuki SV 650 - NB Toolmaking	4	3:36.863	3.065	0.042	80.20	52.492	3	9	4
6	45		6	Terence QUINCE	Suzuki SV650 - K&Q, HM Racing, Titan-x	4	3:40.383	6.585	3.520	78.92	53.102	3	13	7
7	21*		7	Toby FINNIS	Suzuki SV650R - Crawford's/ Tey Farm Systems/ Harlow Ag	4	3:40.690	6.892	0.307	78.81	52.089	4	5	-2
8	115		8	Brian MAHER	Suzuki SV650 - Spraytech /Espresso Solutions	4	3:40.693	6.895	0.002	78.81	53.116	3	14	6
9	122	RMT	1	James EGGINTON	Suzuki SV650 - Advance Computer Services - www.ACS.co	4	3:44.653	10.855	3.960	77.42	54.028	3	20	11
10	55		9	John REYNOLDS	Suzuki SV650 - Fins Motorcycles	4	3:46.079	12.281	1.426	76.93	54.761	4	18	8
11	12		10	Russell TAYLOR	Suzuki SV650 -	4	3:46.415	12.617	0.336	76.82	54.659	3	22	11
12	606	RMT	2	Robert BRYANT	Suzuki SV650 - R.B Plumbing & Heating	4	3:47.012	13.214	0.597	76.62	54.653	4	11	-1
13	33		11	Steve COSTIN	Suzuki SV650 - Sublime Designs / ATP Motorsport	4	3:47.859	14.061	0.847	76.33	55.602	4	6	-7
14	81		12	Malvern MAY	Suzuki SV650 - IMP racing	4	3:48.055	14.257	0.196	76.27	54.809	2	19	5
15	166	RMT	3	Ben KING	Suzuki SV650 -	4	3:48.184	14.386	0.129	76.22	55.565	3	12	-3
16	15		13	James SVENSEN	Suzuki SV650S -	4	3:48.265	14.467	0.081	76.20	55.024	3	15	-1
17	14	RMT	4	George DAVIES	Suzuki SV650 - Tanya Warner	4	3:48.396	14.598	0.131	76.15	54.750	3	23	6
18	40		14	Simon WILKINSON	Suzuki SV650 -	4	3:53.074	19.276	4.678	74.63	56.026	3	25	7
19	127		15	Matthew CHAM	Ducati MONSTER 796 -	4	3:53.410	19.612	0.336	74.52	55.143	3	24	5
20	293		16	Leigh SMITH	Suzuki SV650 - Smiths Mechanical Support Ltd, Lamonde At	4	3:53.479	19.681	0.069	74.50	54.923	4	17	-3
21	75	RMT	5	Tom SVENSEN	Suzuki SV650 - Team TSR - HCL Car sales	4	3:54.956	21.158	1.477	74.03	55.672	3	27	6
22	62	RMT	6	Max PRIESTLEY	Suzuki SV650 - Mum and Dad	4	3:59.451	25.653	4.495	72.64	57.020	3	30	8
23	41	RMT	7	Robert ROGERS	Suzuki SV650 -	4	3:59.985	26.187	0.534	72.48	57.242	4	32	9
24	700	RMT	8	Alex BUCHANAN	Suzuki SV650 - novus resourcing	4	4:00.197	26.399	0.212	72.41	57.188	4	34	10
25	113	RMT	9	Phil ROODT	Suzuki SV650 - Carter Thorne Carpets and flooring 2018 ltd	4	4:05.165	31.367	4.968	70.94	58.873	3	33	8

FASTEST LAP

1	David TWYFORD	Suzuki SV650 - IMP Racing, MHP, Chris Cowan	4	51.646	84.20 mph	135.50 kph
122	RMT James EGGINTON	Suzuki SV650 - Advance Computer Services - www.ACS.co	3	54.028	80.48 mph	129.53 kph

Comments:

#21 - No working transponder, please fix for your next race.

Class - 92.5% of Race Speed = 75.24 mph

Class RMT - 92.5% of Race Speed = 71.61 mph

Weather / Track : Cloudy / Damp

These results are provisional until the conclusion of any judicial and technical matters.

Date: 22/09/2024 Start: 12:41 Finish: 12:45

Brands Hatch Indy: 1.2079 miles

Clerk Of Course:	Stewards:	Timekeeper: Richard Evans	
------------------	-----------	---------------------------	---

Results can be found at www.tsl-timing.com

Printed - 12:49 Sunday, 22 September 2024



BMCRC - MRO Championships 2024 - Rnd 7 @ Brands Hatch Indy

MRO Minitwins & BMCRC Rookie Minitwins

RACE 7 - LAP CHART

LAP 1 @ 12:42:37.198

NO	BEHIND	LAP TIME
1		57.902
22	0.113	58.015
66	0.403	58.305
3	0.676	58.578
27	0.833	58.735
45	1.942	59.844
606	2.655	1:00.557
33	2.737	1:00.639
115	2.768	1:00.670
55	2.976	1:00.878
166	3.441	1:01.343
122	3.514	1:01.416
15	3.828	1:01.730
21	3.845	1:01.748
12	4.287	1:02.189
81	4.756	1:02.658
14	5.283	1:03.185
40	6.472	1:04.374
293	7.669	1:05.571
75	7.738	1:05.640
127	7.890	1:05.792
62	8.090	1:05.992
700	8.289	1:06.191
113	9.012	1:06.914
41	9.068	1:06.970

LAP 2 @ 12:43:29.520

NO	BEHIND	LAP TIME
1		52.322
22	0.493	52.702
66	0.775	52.694
3	1.188	52.834
27	1.281	52.770
45	3.099	53.479
115	4.225	53.779
55	6.212	55.558
21	6.225	54.702
122	6.330	55.138
33	6.384	55.969
606	6.768	56.435
166	6.778	55.659
12	6.828	54.863
81	7.243	54.809
15	7.641	56.135
14	8.287	55.326
40	10.576	56.426
127	11.993	56.425
293	12.786	57.439
75	13.143	57.727
62	14.235	58.467
700	14.487	58.520
41	14.960	58.214
113	15.771	59.081

LAP 3 @ 12:44:21.448

NO	BEHIND	LAP TIME
1		51.928
22	0.371	51.806
66	0.505	51.658
3	1.713	52.453
27	1.845	52.492
45	4.273	53.102

115	5.413	53.116
21	6.449	52.151
122	8.430	54.028
55	9.166	54.882
12	9.559	54.659
33	10.105	55.649
606	10.207	55.367
166	10.415	55.565
81	10.545	55.230
15	10.737	55.024
14	11.109	54.750
40	14.674	56.026
127	15.208	55.143
293	16.404	55.546
75	16.887	55.672
62	19.327	57.020
41	20.591	57.559
700	20.857	58.298
113	22.716	58.873

LAP 4 @ 12:45:13.094

NO	BEHIND	LAP TIME
1		51.646
22	0.486	51.761
66	0.617	51.758
3	3.023	52.956
27	3.065	52.866
45	6.585	53.958
21	6.892	52.089
115	6.895	53.128
122	10.855	54.071
55	12.281	54.761
12	12.617	54.704
606	13.214	54.653
33	14.061	55.602
81	14.257	55.358
166	14.386	55.617
15	14.467	55.376
14	14.598	55.135
40	19.276	56.248
127	19.612	56.050
293	19.681	54.923
75	21.158	55.917
62	25.653	57.972
41	26.187	57.242
700	26.399	57.188
113	31.367	1:00.297

BMCRC - MRO Championships 2024 - Rnd 7 @ Brands Hatch Indy

MRO Minitwins & BMCRC Rookie Minitwins

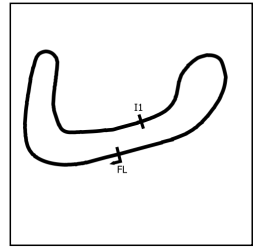
RACE 7 - POSITION CHART

No	Name	Lap Pos	Lap			
			1	2	3	4
1	TWYFORD	1	1	1	1	1
22	DOWDS	2	22	22	22	22
66	DUCRAN	3	66	66	66	66
21	FINNIS	4	3	3	3	3
33	COSTIN	5	27	27	27	27
3	ARBON	6	45	45	45	45
27	BETTIS	7	606	115	115	21
606	BRYANT	8	33	55	21	115
166	KING	9	115	21	122	122
45	QUINCE	10	55	122	55	55
115	MAHER	11	166	33	12	12
15	SVENSEN	12	122	606	33	606
293	SMITH	13	15	166	606	33
55	REYNOLDS	14	21	12	166	81
81	MAY	15	12	81	81	166
122	EGGINTON	16	81	15	15	15
12	TAYLOR	17	14	14	14	14
14	DAVIES	18	40	40	40	40
127	CHAM	19	293	127	127	127
40	WILKINSON	20	75	293	293	293
75	SVENSEN	21	127	75	75	75
62	PRIESTLEY	22	62	62	62	62
41	ROGERS	23	700	700	41	41
113	ROODT	24	113	41	700	700
700	BUCHANAN	25	41	113	113	113

BMCRC - MRO Championships 2024 - Rnd 7 @ Brands Hatch Indy

MRO Minitwins & BMCRC Rookie Minitwins

RACE 7 - SECTOR ANALYSIS



SECTOR 1 = FL to I1, SECTOR 2 = I1 to FL, DIFF = Difference To Personal Best Lap, P = Crossed Finish Line in Pit Lane, D = Time Disallowed

P1	1	David TWYFORD	Suzuki SV650 - IMP Racing, MHP, Chris Cowan			
IDEAL LAP TIME : 51.644		BEST LAP TIME : 51.646		DIFFERENCE : 0.002		
LAP	SECTOR 1	SECTOR 2	LAP TIME	MPH	DIFF	TIME OF DAY
1 -		21.516	57.902	75.10	6.256	12:42:37.198
2 -	31.194	21.128	52.322 (3)	83.11	0.676	12:43:29.520
3 -	30.970	20.958	51.928 (2)	83.74	0.282	12:44:21.448
4 -	30.686	20.960	51.646 (1)	84.20		12:45:13.094

P2	22	Darren DOWDS	Suzuki SV 650 - sublime dsg Ltd			
IDEAL LAP TIME : 51.761		BEST LAP TIME : 51.761		DIFFERENCE : 0.000		
LAP	SECTOR 1	SECTOR 2	LAP TIME	MPH	DIFF	TIME OF DAY
1 -		21.523	58.015	74.95	6.254	12:42:37.311
2 -	31.595	21.107	52.702 (3)	82.51	0.941	12:43:30.013
3 -	30.782	21.024	51.806 (2)	83.94	0.045	12:44:21.819
4 -	30.762	20.999	51.761 (1)	84.01		12:45:13.580

P3	66	Mitch DUCRAN	Suzuki SV650 - JP Haulage			
IDEAL LAP TIME : 51.565		BEST LAP TIME : 51.658		DIFFERENCE : 0.093		
LAP	SECTOR 1	SECTOR 2	LAP TIME	MPH	DIFF	TIME OF DAY
1 -		21.671	58.305	74.58	6.647	12:42:37.601
2 -	31.560	21.134	52.694 (3)	82.52	1.036	12:43:30.295
3 -	30.665	20.993	51.658 (1)	84.18		12:44:21.953
4 -	30.858	20.900	51.758 (2)	84.01	0.100	12:45:13.711

P4	3	Oliver ARBON	Suzuki SV650 - TT Plumbing & Heating			
IDEAL LAP TIME : 52.453		BEST LAP TIME : 52.453		DIFFERENCE : 0.000		
LAP	SECTOR 1	SECTOR 2	LAP TIME	MPH	DIFF	TIME OF DAY
1 -		21.183	58.578	74.23	6.125	12:42:37.874
2 -	31.696	21.138	52.834 (2)	82.30	0.381	12:43:30.708
3 -	31.343	21.110	52.453 (1)	82.90		12:44:23.161
4 -	31.611	21.345	52.956 (3)	82.11	0.503	12:45:16.117

P5	27	Jack BETTIS	Suzuki SV 650 - NB Toolmaking			
IDEAL LAP TIME : 52.492		BEST LAP TIME : 52.492		DIFFERENCE : 0.000		
LAP	SECTOR 1	SECTOR 2	LAP TIME	MPH	DIFF	TIME OF DAY
1 -		21.233	58.735	74.03	6.243	12:42:38.031
2 -	31.674	21.096	52.770 (2)	82.40	0.278	12:43:30.801
3 -	31.528	20.964	52.492 (1)	82.84		12:44:23.293
4 -	31.674	21.192	52.866 (3)	82.25	0.374	12:45:16.159

P6	45	Terence QUINCE	Suzuki SV650 - K&Q, HM Racing, Titan-x			
IDEAL LAP TIME : 53.102		BEST LAP TIME : 53.102		DIFFERENCE : 0.000		
LAP	SECTOR 1	SECTOR 2	LAP TIME	MPH	DIFF	TIME OF DAY
1 -		21.790	59.844	72.66	6.742	12:42:39.140
2 -	31.974	21.505	53.479 (2)	81.31	0.377	12:43:32.619
3 -	31.842	21.260	53.102 (1)	81.89		12:44:25.721
4 -	32.242	21.716	53.958 (3)	80.59	0.856	12:45:19.679

P7	21	Toby FINNIS	Suzuki SV650R - Crawfords/ Tey Farm Systems/ Harlow Ag			
IDEAL LAP TIME :		BEST LAP TIME : 52.089		DIFFERENCE :		
LAP	SECTOR 1	SECTOR 2	LAP TIME	MPH	DIFF	TIME OF DAY
1 -			1:01.748	70.42	9.659	12:42:41.043
2 -			54.702 (3)	79.49	2.613	12:43:35.745
3 -			52.151 (2)	83.38	0.062	12:44:27.897
4 -			52.089 (1)	83.48		12:45:19.986

BMCRC - MRO Championships 2024 - Rnd 7 @ Brands Hatch Indy

MRO Minitwins & BMCRC Rookie Minitwins

RACE 7 - SECTOR ANALYSIS



SECTOR 1 = FL to I1, SECTOR 2 = I1 to FL, DIFF = Difference To Personal Best Lap, P = Crossed Finish Line in Pit Lane, D = Time Disallowed

P8 115		Brian MAHER		Suzuki SV650 - Spraytech /Espresso Solutions		
IDEAL LAP TIME : 53.094		BEST LAP TIME : 53.116		DIFFERENCE : 0.022		
LAP	SECTOR 1	SECTOR 2	LAP TIME	MPH	DIFF	TIME OF DAY
1 -		22.454	1:00.670	71.67	7.554	12:42:39.966
2 -	32.185	21.594	53.779 (3)	80.86	0.663	12:43:33.745
3 -	31.802	21.314	53.116 (1)	81.86		12:44:26.861
4 -	31.836	21.292	53.128 (2)	81.85	0.012	12:45:19.989

P9 122 RMT		James EGGINTON		Suzuki SV650 - Advance Computer Services - www.ACS.co.uk		
IDEAL LAP TIME : 53.898		BEST LAP TIME : 54.028		DIFFERENCE : 0.130		
LAP	SECTOR 1	SECTOR 2	LAP TIME	MPH	DIFF	TIME OF DAY
1 -		21.856	1:01.416	70.80	7.388	12:42:40.712
2 -	32.824	22.314	55.138 (3)	78.86	1.110	12:43:35.850
3 -	32.372	21.656	54.028 (1)	80.48		12:44:29.878
4 -	32.242	21.829	54.071 (2)	80.42	0.043	12:45:23.949

P10 55		John REYNOLDS		Suzuki SV650 - Fins Motorcycles		
IDEAL LAP TIME : 54.683		BEST LAP TIME : 54.761		DIFFERENCE : 0.078		
LAP	SECTOR 1	SECTOR 2	LAP TIME	MPH	DIFF	TIME OF DAY
1 -		22.345	1:00.878	71.43	6.117	12:42:40.174
2 -	33.214	22.344	55.558 (3)	78.27	0.797	12:43:35.732
3 -	32.809	22.073	54.882 (2)	79.23	0.121	12:44:30.614
4 -	32.610	22.151	54.761 (1)	79.41		12:45:25.375

P11 12		Russell TAYLOR		Suzuki SV650 -		
IDEAL LAP TIME : 54.475		BEST LAP TIME : 54.659		DIFFERENCE : 0.184		
LAP	SECTOR 1	SECTOR 2	LAP TIME	MPH	DIFF	TIME OF DAY
1 -		22.393	1:02.189	69.92	7.530	12:42:41.485
2 -	32.599	22.264	54.863 (3)	79.26	0.204	12:43:36.348
3 -	32.783	21.876	54.659 (1)	79.55		12:44:31.007
4 -	32.713	21.991	54.704 (2)	79.49	0.045	12:45:25.711

P12 606 RMT		Robert BRYANT		Suzuki SV650 - R.B Plumbing & Heating		
IDEAL LAP TIME : 54.509		BEST LAP TIME : 54.653		DIFFERENCE : 0.144		
LAP	SECTOR 1	SECTOR 2	LAP TIME	MPH	DIFF	TIME OF DAY
1 -		22.213	1:00.557	71.80	5.904	12:42:39.853
2 -	34.638	21.797	56.435 (3)	77.05	1.782	12:43:36.288
3 -	33.193	22.174	55.367 (2)	78.54	0.714	12:44:31.655
4 -	32.712	21.941	54.653 (1)	79.56		12:45:26.308

P13 33		Steve COSTIN		Suzuki SV650 - Sublime Designs / ATP Motorsport		
IDEAL LAP TIME : 55.426		BEST LAP TIME : 55.602		DIFFERENCE : 0.176		
LAP	SECTOR 1	SECTOR 2	LAP TIME	MPH	DIFF	TIME OF DAY
1 -		22.547	1:00.639	71.71	5.037	12:42:39.935
2 -	33.265	22.704	55.969 (3)	77.69	0.367	12:43:35.904
3 -	33.488	22.161	55.649 (2)	78.14	0.047	12:44:31.553
4 -	33.377	22.225	55.602 (1)	78.20		12:45:27.155

P14 81		Malvern MAY		Suzuki SV650 - IMP racing		
IDEAL LAP TIME : 54.809		BEST LAP TIME : 54.809		DIFFERENCE : 0.000		
LAP	SECTOR 1	SECTOR 2	LAP TIME	MPH	DIFF	TIME OF DAY
1 -		22.454	1:02.658	69.40	7.849	12:42:41.954
2 -	32.965	21.844	54.809 (1)	79.34		12:43:36.763
3 -	33.340	21.890	55.230 (2)	78.73	0.421	12:44:31.993
4 -	33.139	22.219	55.358 (3)	78.55	0.549	12:45:27.351

BMCRC - MRO Championships 2024 - Rnd 7 @ Brands Hatch Indy

MRO Minitwins & BMCRC Rookie Minitwins

RACE 7 - SECTOR ANALYSIS



SECTOR 1 = FL to I1, SECTOR 2 = I1 to FL, DIFF = Difference To Personal Best Lap, P = Crossed Finish Line in Pit Lane, D = Time Disallowed

P15 166 RMT Ben KING		Suzuki SV650 -				
IDEAL LAP TIME : 55.381		BEST LAP TIME : 55.565				
		DIFFERENCE : 0.184				
LAP	SECTOR 1	SECTOR 2	LAP TIME	MPH	DIFF	TIME OF DAY
1 -		22.226	1:01.343	70.88	5.778	12:42:40.639
2 -	33.332	22.327	55.659 (3)	78.12	0.094	12:43:36.298
3 -	33.516	22.049	55.565 (1)	78.26		12:44:31.863
4 -	33.525	22.092	55.617 (2)	78.18	0.052	12:45:27.480

P16 15 James SVENSEN		Suzuki SV650S -				
IDEAL LAP TIME : 55.024		BEST LAP TIME : 55.024				
		DIFFERENCE : 0.000				
LAP	SECTOR 1	SECTOR 2	LAP TIME	MPH	DIFF	TIME OF DAY
1 -		22.306	1:01.730	70.44	6.706	12:42:41.026
2 -	34.135	22.000	56.135 (3)	77.46	1.111	12:43:37.161
3 -	33.078	21.946	55.024 (1)	79.03		12:44:32.185
4 -	33.314	22.062	55.376 (2)	78.52	0.352	12:45:27.561

P17 14 RMT George DAVIES		Suzuki SV650 - Tanya Warner				
IDEAL LAP TIME : 54.750		BEST LAP TIME : 54.750				
		DIFFERENCE : 0.000				
LAP	SECTOR 1	SECTOR 2	LAP TIME	MPH	DIFF	TIME OF DAY
1 -		22.396	1:03.185	68.82	8.435	12:42:42.481
2 -	33.127	22.199	55.326 (3)	78.59	0.576	12:43:37.807
3 -	32.848	21.902	54.750 (1)	79.42		12:44:32.557
4 -	33.045	22.090	55.135 (2)	78.87	0.385	12:45:27.692

P18 40 Simon WILKINSON		Suzuki SV650 -				
IDEAL LAP TIME : 55.970		BEST LAP TIME : 56.026				
		DIFFERENCE : 0.056				
LAP	SECTOR 1	SECTOR 2	LAP TIME	MPH	DIFF	TIME OF DAY
1 -		22.829	1:04.374	67.55	8.348	12:42:43.670
2 -	34.050	22.376	56.426 (3)	77.06	0.400	12:43:40.096
3 -	33.594	22.432	56.026 (1)	77.61		12:44:36.122
4 -	33.836	22.412	56.248 (2)	77.31	0.222	12:45:32.370

P19 127 Matthew CHAM		Ducati MONSTER 796 -				
IDEAL LAP TIME : 55.021		BEST LAP TIME : 55.143				
		DIFFERENCE : 0.122				
LAP	SECTOR 1	SECTOR 2	LAP TIME	MPH	DIFF	TIME OF DAY
1 -		23.306	1:05.792	66.09	10.649	12:42:45.088
2 -	34.281	22.144	56.425 (3)	77.06	1.282	12:43:41.513
3 -	32.877	22.266	55.143 (1)	78.86		12:44:36.656
4 -	33.532	22.518	56.050 (2)	77.58	0.907	12:45:32.706

P20 293 Leigh SMITH		Suzuki SV650 - Smiths Mechanical Support Ltd, Lamonde Autor				
IDEAL LAP TIME : 54.923		BEST LAP TIME : 54.923				
		DIFFERENCE : 0.000				
LAP	SECTOR 1	SECTOR 2	LAP TIME	MPH	DIFF	TIME OF DAY
1 -		23.998	1:05.571	66.31	10.648	12:42:44.867
2 -	34.975	22.464	57.439 (3)	75.70	2.516	12:43:42.306
3 -	33.314	22.232	55.546 (2)	78.28	0.623	12:44:37.852
4 -	33.079	21.844	54.923 (1)	79.17		12:45:32.775

P21 75 RMT Tom SVENSEN		Suzuki SV650 - Team TSR - HCL Car sales				
IDEAL LAP TIME : 55.672		BEST LAP TIME : 55.672				
		DIFFERENCE : 0.000				
LAP	SECTOR 1	SECTOR 2	LAP TIME	MPH	DIFF	TIME OF DAY
1 -		23.668	1:05.640	66.24	9.968	12:42:44.936
2 -	35.012	22.715	57.727 (3)	75.33	2.055	12:43:42.663
3 -	33.192	22.480	55.672 (1)	78.11		12:44:38.335
4 -	33.293	22.624	55.917 (2)	77.76	0.245	12:45:34.252

BMCRC - MRO Championships 2024 - Rnd 7 @ Brands Hatch Indy

MRO Minitwins & BMCRC Rookie Minitwins

RACE 7 - SECTOR ANALYSIS



SECTOR 1 = FL to I1, SECTOR 2 = I1 to FL, DIFF = Difference To Personal Best Lap, P = Crossed Finish Line in Pit Lane, D = Time Disallowed

P22		62 RMT		Max PRIESTLEY		Suzuki SV650 - Mum and Dad	
IDEAL LAP TIME : 57.020		BEST LAP TIME : 57.020		DIFFERENCE : 0.000			
LAP	SECTOR 1	SECTOR 2	LAP TIME	MPH	DIFF	TIME OF DAY	
1 -		23.817	1:05.992	65.89	8.972	12:42:45.288	
2 -	35.159	23.308	58.467 (3)	74.37	1.447	12:43:43.755	
3 -	33.919	23.101	57.020 (1)	76.26		12:44:40.775	
4 -	34.819	23.153	57.972 (2)	75.01	0.952	12:45:38.747	

P23		41 RMT		Robert ROGERS		Suzuki SV650 -	
IDEAL LAP TIME : 57.242		BEST LAP TIME : 57.242		DIFFERENCE : 0.000			
LAP	SECTOR 1	SECTOR 2	LAP TIME	MPH	DIFF	TIME OF DAY	
1 -		23.703	1:06.970	64.93	9.728	12:42:46.266	
2 -	35.114	23.100	58.214 (3)	74.70	0.972	12:43:44.480	
3 -	34.315	23.244	57.559 (2)	75.55	0.317	12:44:42.039	
4 -	34.240	23.002	57.242 (1)	75.96		12:45:39.281	

P24		700 RMT		Alex BUCHANAN		Suzuki SV650 - novus resourcing	
IDEAL LAP TIME : 57.188		BEST LAP TIME : 57.188		DIFFERENCE : 0.000			
LAP	SECTOR 1	SECTOR 2	LAP TIME	MPH	DIFF	TIME OF DAY	
1 -		23.332	1:06.191	65.69	9.003	12:42:45.487	
2 -	35.534	22.986	58.520 (3)	74.30	1.332	12:43:44.007	
3 -	34.810	23.488	58.298 (2)	74.59	1.110	12:44:42.305	
4 -	34.333	22.855	57.188 (1)	76.04		12:45:39.493	

P25		113 RMT		Phil ROODT		Suzuki SV650 - Carter Thorne Carpets and flooring 2018 ltd	
IDEAL LAP TIME : 58.796		BEST LAP TIME : 58.873		DIFFERENCE : 0.077			
LAP	SECTOR 1	SECTOR 2	LAP TIME	MPH	DIFF	TIME OF DAY	
1 -		23.726	1:06.914	64.98	8.041	12:42:46.210	
2 -	35.223	23.858	59.081 (2)	73.60	0.208	12:43:45.291	
3 -	35.300	23.573	58.873 (1)	73.86		12:44:44.164	
4 -	36.053	24.244	1:00.297 (3)	72.11	1.424	12:45:44.461	

BMCRC - MRO Championships 2024 - Rnd 7 @ Brands Hatch Indy

MRO Minitwins & BMCRC Rookie Minitwins

RACE 7 - BEST SECTORS

SECTOR 1			SECTOR 2			IDEAL / BEST COMPARISON						
POS	NO	NAME	TIME	NO	NAME	TIME	POS	NO	NAME	IDEAL	BEST	DIFF
									PERFECT LAP	51.565		
1	66	DUCRAN	30.665	66	DUCRAN	20.900	1	66	DUCRAN	51.565	51.658	0.093
2	1	TWYFORD	30.686	1	TWYFORD	20.958	2	1	TWYFORD	51.644	51.646	0.002
3	22	DOWDS	30.762	27	BETTIS	20.964	3	22	DOWDS	51.761	51.761	0.000
4	3	ARBON	31.343	22	DOWDS	20.999	4	3	ARBON	52.453	52.453	0.000
5	27	BETTIS	31.528	3	ARBON	21.110	5	27	BETTIS	52.492	52.492	0.000
6	115	MAHER	31.802	45	QUINCE	21.260	6	115	MAHER	53.094	53.116	0.022
7	45	QUINCE	31.842	115	MAHER	21.292	7	45	QUINCE	53.102	53.102	0.000
8	122	EGGINTON	32.242	122	EGGINTON	21.656	8	122	EGGINTON	53.898	54.028	0.130
9	12	TAYLOR	32.599	606	BRYANT	21.797	9	12	TAYLOR	54.475	54.659	0.184
10	55	REYNOLDS	32.610	81	MAY	21.844	10	606	BRYANT	54.509	54.653	0.144
11	606	BRYANT	32.712	293	SMITH	21.844	11	55	REYNOLDS	54.683	54.761	0.078
12	14	DAVIES	32.848	12	TAYLOR	21.876	12	14	DAVIES	54.750	54.750	0.000
13	127	CHAM	32.877	14	DAVIES	21.902	13	81	MAY	54.809	54.809	0.000
14	81	MAY	32.965	15	SVENSEN	21.946	14	293	SMITH	54.923	54.923	0.000
15	15	SVENSEN	33.078	166	KING	22.049	15	127	CHAM	55.021	55.143	0.122
16	293	SMITH	33.079	55	REYNOLDS	22.073	16	15	SVENSEN	55.024	55.024	0.000
17	75	SVENSEN	33.192	127	CHAM	22.144	17	166	KING	55.381	55.565	0.184
18	33	COSTIN	33.265	33	COSTIN	22.161	18	33	COSTIN	55.426	55.602	0.176
19	166	KING	33.332	40	WILKINSON	22.376	19	75	SVENSEN	55.672	55.672	0.000
20	40	WILKINSON	33.594	75	SVENSEN	22.480	20	40	WILKINSON	55.970	56.026	0.056
21	62	PRIESTLEY	33.919	700	BUCHANAN	22.855	21	62	PRIESTLEY	57.020	57.020	0.000
22	41	ROGERS	34.240	41	ROGERS	23.002	22	700	BUCHANAN	57.188	57.188	0.000
23	700	BUCHANAN	34.333	62	PRIESTLEY	23.101	23	41	ROGERS	57.242	57.242	0.000
24	113	ROODT	35.223	113	ROODT	23.573	24	113	ROODT	58.796	58.873	0.077
25							25	21	FINNIS		52.089	

BMCRC - MRO Championships 2024 - Rnd 7 @ Brands Hatch Indy

MRO Minitwins & BMCRC Rookie Minitwins

RACE 7 - STATISTICS

Competitors Started	25
Planned Start	2024-09-22 @ 12:19:00.000
Actual Start	2024-09-22 @ 12:41:39.295
Finish Time	2024-09-22 @ 12:45:13.093
Track Length	1.2079mi.
Total Laps	100
Total Distance Covered	120.7945mi.

Session Fastest Lap History

NO	CL	NAME	LAP TIME	TIME OF DAY	LAP	VEHICLE
1		David TWYFORD	52.322	12:43:29.520	2	Suzuki SV650
1		David TWYFORD	51.928	12:44:21.448	3	Suzuki SV650
22		Darren DOWDS	51.806	12:44:21.819	3	Suzuki SV 650
66		Mitch DUCRAN	51.658	12:44:21.953	3	Suzuki SV650
1		David TWYFORD	51.646	12:45:13.094	4	Suzuki SV650

Session Leader History

NO	CL	NAME	FROM LAP	LAPS LED	DISTANCE	VEHICLE
1		David TWYFORD	1	4	4.83 miles	Suzuki SV650

Flag History

TYPE	TIME OF DAY
GREEN	12:41:39.295
FINISH	12:45:13.093

Flag Statistics

TYPE	COUNT	TOTAL LAPS	TOTAL TIME
Green	1	4	7:09.473
Red	0	0	0.000
Safety Car	0	0	0.000
FCY	0	0	0.000

BMCRC - MRO Championships 2024 - Rnd 7 @ Brands Hatch Indy

MRO Minitwins & BMCRC Rookie Minitwins

RACE 7 - STATISTICS

CLASS :

16 Starters

Fastest Lap History

NO	NAME	LAP TIME	TIME OF DAY	LAP	VEHICLE
1	David TWYFORD	52.322	12:43:29.520	2	Suzuki SV650
1	David TWYFORD	51.928	12:44:21.448	3	Suzuki SV650
22	Darren DOWDS	51.806	12:44:21.819	3	Suzuki SV 650
66	Mitch DUCRAN	51.658	12:44:21.953	3	Suzuki SV650
1	David TWYFORD	51.646	12:45:13.094	4	Suzuki SV650

Leader History

NO	NAME	FROM LAP	LAPS LED	DISTANCE	VEHICLE
1	David TWYFORD	1	4	4.83 miles	Suzuki SV650

BMCRC - MRO Championships 2024 - Rnd 7 @ Brands Hatch Indy

MRO Minitwins & BMCRC Rookie Minitwins

RACE 7 - STATISTICS

CLASS : RMT

9 Starters

Fastest Lap History

NO	NAME	LAP TIME	TIME OF DAY	LAP	VEHICLE
122	James EGGINTON	55.138	12:43:35.850	2	Suzuki SV650
122	James EGGINTON	54.028	12:44:29.878	3	Suzuki SV650

Leader History

NO	NAME	FROM LAP	LAPS LED	DISTANCE	VEHICLE
606	Robert BRYANT	1	1	1.20 miles	Suzuki SV650
122	James EGGINTON	2	3	3.62 miles	Suzuki SV650

BMCRC - MRO Championships 2024 - Rnd 7 @ Brands Hatch Indy

MRO Minitwins & BMCRC Rookie Minitwins

RACE 17 - GRID (12 Laps)

ROW 13						37	35 Tyler WALSH
ROW 12	36	251 Craig FERRIS	35	8 Stuart ALBON	34	51 Andrew DURANT	
ROW 11		33	47 Tristan BOHANAN	32	16 Kirt ELLIOTT	31	237 Tim WOOD
ROW 10	30	69 Jack GRIFFITHS	29	511 William BARRETT	28	30 David LUFF	
ROW 9		27	19 Kevin LILLEY	26	333 David LINDEMANN	25	113 Phil ROODT 58.873
ROW 8	24	41 Robert ROGERS 57.242	23	700 Alex BUCHANAN 57.188	22	62 Max PRIESTLEY 57.020	
ROW 7		21	40 Simon WILKINSON 56.026	20	75 Tom SVENSEN 55.672	19	33 Steve COSTIN 55.602
ROW 6	18	166 Ben KING 55.565	17	127 Matthew CHAM 55.143	16	15 James SVENSEN 55.024	
ROW 5		15	293 Leigh SMITH 54.923	14	81 Malvern MAY 54.809	13	55 John REYNOLDS 54.761
ROW 4	12	14 George DAVIES 54.750	11	12 Russell TAYLOR 54.659	10	606 Robert BRYANT 54.653	
ROW 3		9	122 James EGGINTON 54.028	8	115 Brian MAHER 53.116	7	45 Terence QUINCE 53.102
ROW 2	6	27 Jack BETTIS 52.492	5	3 Oliver ARBON 52.453	4	21 Toby FINNIS 52.089	
ROW 1		3	22 Darren DOWDS 51.761	2	66 Mitch DUCRAN 51.658	1	1 David TWYFORD 51.646
Pole							

These results are provisional until the conclusion of any judicial and technical matters.

Brands Hatch Indy: 1.2079 miles

Clerk Of Course:	Stewards:	Timekeeper: Richard Evans	
------------------	-----------	---------------------------	---

Results can be found at www.tsl-timing.com

Printed - 12:52 Sunday, 22 September 2024



BMCRC - MRO Championships 2024 - Rnd 7 @ Brands Hatch Indy

MRO Minitwins & BMCRC Rookie Minitwins

RACE 17 - CLASSIFICATION

Race Distance: 12 Laps / 14.49 miles

POS	NO	CL	PIC	NAME	ENTRY	LAPS	TIME	GAP	DIFF	MPH	BEST	ON	GRD	↑↓
1	1		1	David TWYFORD	Suzuki SV650 - IMP Racing, MHP, Chris Cowan	12	10:25.243			83.46	51.198	12	1	0
2	22		2	Darren DOWDS	Suzuki SV 650 - sublime dsg Ltd	12	10:25.343	0.100	0.100	83.44	51.067	12	3	1
3	66		3	Mitch DUCRAN	Suzuki SV650 - JP Haulage	12	10:26.686	1.443	1.343	83.26	50.989	9	2	-1
4	21		4	Toby FINNIS	Suzuki SV650R - Crawford/ Tey Farm Systems/ Harlow Ag	12	10:28.316	3.073	1.630	83.05	51.678	6	4	0
5	3		5	Oliver ARBON	Suzuki SV650 - TT Plumbing & Heating	12	10:43.366	18.123	15.050	81.10	52.396	12	5	0
6	33		6	Steve COSTIN	Suzuki SV650 - Sublime Designs / ATP Motorsport	12	10:43.375	18.132	0.009	81.10	52.414	12	19	13
7	19		7	Kevin LILLEY	Suzuki SV650 - Trafalgar Cleaning Eqpt. / Steve Jordan Motc	12	10:43.913	18.670	0.538	81.04	52.385	9	27	20
8	27		8	Jack BETTIS	Suzuki SV 650 - NB Toolmaking	12	10:44.062	18.819	0.149	81.02	52.595	9	6	-2
9	45		9	Terence QUINCE	Suzuki SV650 - K&Q, HM Racing, Titan-x	12	10:49.471	24.228	5.409	80.34	52.904	9	7	-2
10	115		10	Brian MAHER	Suzuki SV650 - Spraytech /Espresso Solutions	12	10:52.840	27.597	3.369	79.93	53.327	10	8	-2
11	606	RMT	1	Robert BRYANT	Suzuki SV650 - R.B Plumbing & Heating	12	10:54.873	29.630	2.033	79.68	53.529	10	10	-1
12	122	RMT	2	James EGGINTON	Suzuki SV650 - Advance Computer Services - www.ACS.co	12	10:54.963	29.720	0.090	79.67	53.274	10	9	-3
13	15		11	James SVENSEN	Suzuki SV650S -	12	10:56.904	31.661	1.941	79.43	53.536	10	16	3
14	81		12	Malvern MAY	Suzuki SV650 - IMP racing	12	10:56.920	31.677	0.016	79.43	53.122	10	14	0
15	293		13	Leigh SMITH	Suzuki SV650 - Smiths Mechanical Support Ltd, Lamonde Au	12	11:00.222	34.979	3.302	79.03	53.843	5	15	0
16	166	RMT	3	Ben KING	Suzuki SV650 -	12	11:04.306	39.063	4.084	78.55	54.130	10	18	2
17	12		14	Russell TAYLOR	Suzuki SV650 -	12	11:08.242	42.999	3.936	78.09	54.745	10	11	-6
18	14	RMT	4	George DAVIES	Suzuki SV650 - Tanya Warner	12	11:08.478	43.235	0.236	78.06	54.634	3	12	-6
19	69		15	Jack GRIFFITHS	Suzuki SV650 - JOE'S CARPETS, ATP RACING	12	11:09.103	43.860	0.625	77.98	53.901	12	30	11
20	75	RMT	5	Tom SVENSEN	Suzuki SV650 - Team TSR - HCL Car sales	12	11:10.669	45.426	1.566	77.80	54.677	6	20	0
21	40		16	Simon WILKINSON	Suzuki SV650 -	12	11:18.557	53.314	7.888	76.90	55.132	12	21	0
22	30	RMT	6	David LUFF	Suzuki SV 650 - ATP & Sarah O'Neill	12	11:18.630	53.387	0.073	76.89	54.894	9	28	6
23	62	RMT	7	Max PRIESTLEY	Suzuki SV650 - Mum and Dad	12	11:19.092	53.849	0.462	76.84	54.849	12	22	-1
24	41	RMT	8	Robert ROGERS	Suzuki SV650 -	11	10:38.788	1 Lap	1 Lap	74.88	56.997	9	24	0
25	700	RMT	9	Alex BUCHANAN	Suzuki SV650 - novus resourcing	11	10:55.174	1 Lap	16.386	73.01	58.101	8	23	-2
26	113	RMT	10	Phil ROODT	Suzuki SV650 - Carter Thorne Carpets and flooring 2018 ltd	11	11:04.199	1 Lap	9.025	72.01	58.137	5	25	-1

NOT CLASSIFIED

DNF	47			Tristan BOHANAN	Suzuki SV 650 -	9	8:39.536	3 Laps	2 Laps	75.33	56.120	4	33	
-----	----	--	--	-----------------	-----------------	---	----------	--------	--------	-------	--------	---	----	--

FASTEST LAP

66				Mitch DUCRAN	Suzuki SV650 - JP Haulage	9	50.989			85.28 mph		137.25 kph		
122	RMT			James EGGINTON	Suzuki SV650 - Advance Computer Services - www.ACS.co	10	53.274			81.62 mph		131.36 kph		

Comments:

Class - 92.5% of Race Speed = 77.20 mph

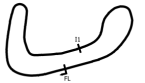
Class RMT - 92.5% of Race Speed = 73.70 mph

Weather / Track : Cloudy / Dry

These results are provisional until the conclusion of any judicial and technical matters.

Date: 22/09/2024 Start: 16:01 Finish: 16:11

Brands Hatch Indy: 1.2079 miles

Clerk Of Course:	Stewards:	Timekeeper: Richard Evans	
------------------	-----------	---------------------------	---

Results can be found at www.tsl-timing.com

Printed - 16:14 Sunday, 22 September 2024



BMCR - MRO Championships 2024 - Rnd 7 @ Brands Hatch Indy

MRO Minitwins & BMCR Rookie Minitwins

RACE 17 - LAP CHART

LAP 1 @ 16:02:08.193

NO	BEHIND	LAP TIME
1		56.607
22	0.207	56.814
66	0.529	57.136
21	0.925	57.532
45	2.148	58.755
27	2.384	58.991
606	3.334	59.941
115	3.524	1:00.131
3	3.554	1:00.161
122	3.586	1:00.193
33	3.722	1:00.329
12	4.901	1:01.508
15	5.057	1:01.664
166	5.073	1:01.680
293	5.153	1:01.760
19	5.433	1:02.040
81	5.458	1:02.065
14	6.287	1:02.894
75	6.604	1:03.211
62	7.160	1:03.767
41	8.121	1:04.728
40	8.240	1:04.847
69	8.636	1:05.243
47	8.882	1:05.489
30	9.274	1:05.881
700	9.837	1:06.444
113	11.052	1:07.659

LAP 2 @ 16:02:59.962

NO	BEHIND	LAP TIME
1		51.769
22	0.193	51.755
66	0.547	51.787
21	1.000	51.844
45	4.304	53.925
27	4.445	53.830
33	6.138	54.185
3	6.189	54.404
606	6.226	54.661
115	6.496	54.741
19	7.308	53.644
122	8.430	56.613
12	8.539	55.407
15	8.651	55.363
293	8.745	55.361
81	9.260	55.571
166	9.425	56.121
14	9.956	55.438
75	10.314	55.479
62	11.405	56.014
69	13.932	57.065
41	13.954	57.602
40	13.980	57.509
47	14.361	57.248
30	14.529	57.024
700	16.850	58.782
113	18.167	58.884

LAP 3 @ 16:03:51.756

NO	BEHIND	LAP TIME
1		51.794
22	0.076	51.677

66	0.273	51.520
21	0.927	51.721
27	5.923	53.272
45	6.349	53.839
33	7.003	52.659
3	7.793	53.398
606	8.124	53.692
115	8.389	53.687
19	8.425	52.911
122	10.857	54.221
15	11.217	54.360
293	11.693	54.742
12	12.053	55.308
81	12.172	54.706
166	12.283	54.652
14	12.796	54.634
75	13.231	54.711
62	16.012	56.401
69	17.150	55.012
40	18.483	56.297
30	18.878	56.143
47	19.400	56.833
41	19.954	57.794
700	23.638	58.582
113	25.780	59.407

LAP 4 @ 16:04:43.757

NO	BEHIND	LAP TIME
1		52.001
22	0.119	52.044
66	0.283	52.011
21	0.632	51.706
27	7.429	53.507
45	8.078	53.730
33	8.170	53.168
3	8.306	52.514
19	10.194	53.770
606	10.265	54.142
115	10.416	54.028
122	12.868	54.012
15	13.106	53.890
293	13.734	54.042
81	14.211	54.040
12	15.283	55.231
166	15.543	55.261
14	15.883	55.088
75	16.368	55.138
62	20.262	56.251
69	20.469	55.320
40	21.992	55.510
30	22.345	55.468
47	23.519	56.120
41	25.250	57.297
700	31.410	59.773
113	32.776	58.997

LAP 5 @ 16:05:35.258

NO	BEHIND	LAP TIME
1		51.501
22	0.205	51.587
66	0.490	51.708
21	0.855	51.724
27	9.075	53.147
33	9.475	52.806
3	9.897	53.092

45	10.015	53.438
19	11.588	52.895
606	12.606	53.842
115	12.779	53.864
122	15.143	53.776
15	15.655	54.050
293	16.076	53.843
81	16.415	53.705
166	18.583	54.541
12	19.118	55.336
14	19.178	54.796
75	19.722	54.855
69	24.405	55.437
62	25.102	56.341
30	26.727	55.883
40	26.895	56.404
47	28.343	56.325
41	31.150	57.401
700	39.221	59.312
113	39.412	58.137

LAP 6 @ 16:06:27.064

NO	BEHIND	LAP TIME
1		51.806
22	0.098	51.699
66	0.287	51.603
21	0.727	51.678
33	10.376	52.707
27	10.677	53.408
3	11.377	53.286
45	11.937	53.728
19	12.335	52.553
606	15.063	54.263
115	15.230	54.257
122	17.413	54.076
15	17.467	53.618
293	18.601	54.331
81	18.758	54.149
166	21.618	54.841
14	22.131	54.759
12	22.426	55.114
75	22.593	54.677
69	27.683	55.084
62	29.763	56.467
30	29.908	54.987
40	30.466	55.377
47	33.041	56.504
41	36.690	57.346
113	46.514	58.908
700	46.630	59.215

LAP 7 @ 16:07:18.835

NO	BEHIND	LAP TIME
1		51.771
22	0.105	51.778
66	0.369	51.853
21	0.658	51.702
33	11.458	52.853
27	12.006	53.100
3	12.047	52.441
19	13.520	52.956
45	13.946	53.780
115	17.248	53.789
606	17.917	54.625
122	19.280	53.638

15	19.781	54.085
81	20.794	53.807
293	21.118	54.288
166	24.471	54.624
14	25.831	55.471
12	26.172	55.517
75	26.244	55.422
69	30.679	54.767
30	33.553	55.416
62	34.389	56.397
40	34.443	55.748
47	37.956	56.686
41	42.190	57.271

LAP 8 @ 16:08:10.803

NO	BEHIND	LAP TIME
1		51.968
22	0.639	52.502
66	0.994	52.593
21	1.199	52.509
700	1 Lap	58.703
113	1 Lap	1:00.060
33	12.300	52.810
3	12.785	52.706
27	13.175	53.137
19	14.328	52.776
45	15.089	53.111
115	18.784	53.504
606	20.089	54.140
122	20.773	53.461
15	21.464	53.651
81	22.609	53.783
293	23.081	53.931
166	27.237	54.734
14	28.697	54.834
12	29.233	55.029
75	29.472	55.196
69	33.181	54.470
30	36.870	55.285
40	38.110	55.635
62	38.738	56.317
47	42.574	56.586
41	47.771	57.549

LAP 9 @ 16:09:02.275

NO	BEHIND	LAP TIME
1		51.472
22	0.340	51.173
66	0.511	50.989
21	1.412	51.685
700	1 Lap	58.101
113	1 Lap	1:00.208
3	14.224	52.911
33	14.225	53.397
27	14.298	52.595
19	15.241	52.385
45	16.521	52.904
115	20.845	53.533
606	22.340	53.723
122	22.907	53.606
15	23.851	53.859
81	24.417	53.280
293	25.817	54.208
166	30.321	54.556
14	32.044	54.819

LAP 10 @ 16:09:53.754

NO	BEHIND	LAP TIME
1		51.479
22	0.680	51.819
66	1.023	51.991
21	1.771	51.838
41	1 Lap	56.997
700	1 Lap	58.848
33	15.827	53.081
3	16.004	53.259
27	16.170	53.351
19	16.450	52.688
45	18.873	53.831
113	1 Lap	59.779
115	22.693	53.327
606	24.390	53.529
122	24.702	53.274
15	25.908	53.536
81	26.060	53.122
293	28.555	54.217
166	32.972	54.130
14	35.255	54.690
12	35.858	54.745
75	36.647	55.205
69	39.103	54.225
30	44.189	55.376
40	45.827	55.491
62	46.725	55.523

LAP 11 @ 16:10:45.631

NO	BEHIND	LAP TIME
1		51.877
22	0.231	51.428
66	0.763	51.617
21	1.880	51.986
41	1 Lap	57.286
33	16.916	52.966
3	16.925	52.798
27	17.280	52.987
19	17.421	52.848
45	21.350	54.354
700	1 Lap	59.035
115	24.786	53.970
606	27.022	54.509
122	27.247	54.422
15	28.677	54.646
81	28.698	54.515
113	1 Lap	1:01.281
293	31.474	54.796
166	35.592	54.497
14	38.605	55.227
12	38.920	54.939
75	40.563	55.793
69	41.157	53.931
30	48.426	56.114
40	49.380	55.430
62	50.198	55.350

BMCRC - MRO Championships 2024 - Rnd 7 @ Brands Hatch Indy

MRO Minitwins & BMCRC Rookie Minitwins

RACE 17 - LAP CHART

LAP 12 @ 16:11:36.829

NO	BEHIND	LAP TIME
1		51.198
22	0.100	51.067
66	1.443	51.878
21	3.073	52.391
41	1 Lap	57.517
3	18.123	52.396
33	18.132	52.414
19	18.670	52.447
27	18.819	52.737
45	24.228	54.076
115	27.597	54.009
606	29.630	53.806
122	29.720	53.671
700	1 Lap	58.379
15	31.661	54.182
81	31.677	54.177
293	34.979	54.703
113	1 Lap	1:00.879
166	39.063	54.669
12	42.999	55.277
14	43.235	55.828
69	43.860	53.901
75	45.426	56.061
40	53.314	55.132
30	53.387	56.159
62	53.849	54.849

BMCRC - MRO Championships 2024 - Rnd 7 @ Brands Hatch Indy

MRO Minitwins & BMCRC Rookie Minitwins

RACE 17 - POSITION CHART

No	Name	Lap Pos	Lap												
			1	2	3	4	5	6	7	8	9	10	11	12	
1	TWYFORD	1	1	1	1	1	1	1	1	1	1	1	1	1	1
66	DUCRAN	2	22	22	22	22	22	22	22	22	22	22	22	22	22
22	DOWDS	3	66	66	66	66	66	66	66	66	66	66	66	66	66
21	FINNIS	4	21	21	21	21	21	21	21	21	21	21	21	21	21
3	ARBON	5	45	45	27	27	27	33	33	33	3	33	33	3	3
27	BETTIS	6	27	27	45	45	33	27	27	3	33	3	3	33	33
45	QUINCE	7	606	33	33	33	3	3	3	27	27	27	27	19	19
115	MAHER	8	115	3	3	3	45	45	19	19	19	19	19	19	27
122	EGGINTON	9	3	606	606	19	19	19	45	45	45	45	45	45	45
606	BRYANT	10	122	115	115	606	606	606	115	115	115	115	115	115	115
12	TAYLOR	11	33	19	19	115	115	115	606	606	606	606	606	606	606
14	DAVIES	12	12	122	122	122	122	122	122	122	122	122	122	122	122
81	MAY	13	15	12	15	15	15	15	15	15	15	15	15	15	15
293	SMITH	14	166	15	293	293	293	293	81	81	81	81	81	81	81
15	SVENSEN	15	293	293	12	81	81	81	293	293	293	293	293	293	293
166	KING	16	19	81	81	12	166	166	166	166	166	166	166	166	166
33	COSTIN	17	81	166	166	166	12	14	14	14	14	14	14	14	12
75	SVENSEN	18	14	14	14	14	14	12	12	12	12	12	12	12	14
40	WILKINSON	19	75	75	75	75	75	75	75	75	75	75	75	75	69
62	PRIESTLEY	20	62	62	62	62	69	69	69	69	69	69	69	69	75
700	BUCHANAN	21	41	69	69	69	62	62	30	30	30	30	30	30	40
41	ROGERS	22	40	41	40	40	30	30	62	40	40	40	40	40	30
113	ROODT	23	69	40	30	30	40	40	40	62	62	62	62	62	62
19	LILLEY	24	47	47	47	47	47	47	47	47	47	47	41	41	41
30	LUFF	25	30	30	41	41	41	41	41	41	41	41	700	700	700
69	GRIFFITHS	26	700	700	700	700	700	113	700	700	700	113	113	113	113
47	BOHANAN	27	113	113	113	113	113	700	113	113	113	113	113	113	113

BMCRC - MRO Championships 2024 - Rnd 7 @ Brands Hatch Indy

MRO Minitwins & BMCRC Rookie Minitwins

RACE 17 - SECTOR ANALYSIS



SECTOR 1 = FL to I1, SECTOR 2 = I1 to FL, DIFF = Difference To Personal Best Lap, P = Crossed Finish Line in Pit Lane, D = Time Disallowed

P1		1		David TWYFORD		Suzuki SV650 - IMP Racing, MHP, Chris Cowan	
IDEAL LAP TIME : 51.107		BEST LAP TIME : 51.198		DIFFERENCE : 0.091			
LAP	SECTOR 1	SECTOR 2	LAP TIME	MPH	DIFF	TIME OF DAY	
1 -		20.974	56.607	76.81	5.409	16:02:08.193	
2 -	30.853	20.916	51.769	84.00	0.571	16:02:59.962	
3 -	30.880	20.914	51.794	83.95	0.596	16:03:51.756	
4 -	31.082	20.919	52.001	83.62	0.803	16:04:43.757	
5 -	30.686	20.815	51.501	84.43	0.303	16:05:35.258	
6 -	30.794	21.012	51.806	83.94	0.608	16:06:27.064	
7 -	30.742	21.029	51.771	83.99	0.573	16:07:18.835	
8 -	30.749	21.219	51.968	83.67	0.770	16:08:10.803	
9 -	30.580	20.892	51.472 (2)	84.48	0.274	16:09:02.275	
10 -	30.526	20.953	51.479 (3)	84.47	0.281	16:09:53.754	
11 -	31.161	20.716	51.877	83.82	0.679	16:10:45.631	
12 -	30.391	20.807	51.198 (1)	84.93		16:11:36.829	

P2		22		Darren DOWDS		Suzuki SV 650 - sublime dsg Ltd	
IDEAL LAP TIME : 50.997		BEST LAP TIME : 51.067		DIFFERENCE : 0.070			
LAP	SECTOR 1	SECTOR 2	LAP TIME	MPH	DIFF	TIME OF DAY	
1 -		20.937	56.814	76.53	5.747	16:02:08.400	
2 -	30.952	20.803	51.755	84.02	0.688	16:03:00.155	
3 -	30.881	20.796	51.677	84.14	0.610	16:03:51.832	
4 -	31.175	20.869	52.044	83.55	0.977	16:04:43.876	
5 -	30.834	20.753	51.587	84.29	0.520	16:05:35.463	
6 -	30.824	20.875	51.699	84.11	0.632	16:06:27.162	
7 -	30.915	20.863	51.778	83.98	0.711	16:07:18.940	
8 -	30.962	21.540	52.502	82.82	1.435	16:08:11.442	
9 -	30.443	20.730	51.173 (2)	84.97	0.106	16:09:02.615	
10 -	30.618	21.201	51.819	83.91	0.752	16:09:54.434	
11 -	30.776	20.652	51.428 (3)	84.55	0.361	16:10:45.862	
12 -	30.345	20.722	51.067 (1)	85.15		16:11:36.929	

P3		66		Mitch DUCRAN		Suzuki SV650 - JP Haulage	
IDEAL LAP TIME : 50.989		BEST LAP TIME : 50.989		DIFFERENCE : 0.000			
LAP	SECTOR 1	SECTOR 2	LAP TIME	MPH	DIFF	TIME OF DAY	
1 -		20.967	57.136	76.10	6.147	16:02:08.722	
2 -	30.920	20.867	51.787	83.97	0.798	16:03:00.509	
3 -	30.851	20.669	51.520 (2)	84.40	0.531	16:03:52.029	
4 -	31.226	20.785	52.011	83.60	1.022	16:04:44.040	
5 -	31.034	20.674	51.708	84.09	0.719	16:05:35.748	
6 -	30.839	20.764	51.603 (3)	84.27	0.614	16:06:27.351	
7 -	30.905	20.948	51.853	83.86	0.864	16:07:19.204	
8 -	30.940	21.653	52.593	82.68	1.604	16:08:11.797	
9 -	30.423	20.566	50.989 (1)	85.28		16:09:02.786	
10 -	30.718	21.273	51.991	83.64	1.002	16:09:54.777	
11 -	30.850	20.767	51.617	84.24	0.628	16:10:46.394	
12 -	31.056	20.822	51.878	83.82	0.889	16:11:38.272	

BMCRC - MRO Championships 2024 - Rnd 7 @ Brands Hatch Indy

MRO Minitwins & BMCRC Rookie Minitwins

RACE 17 - SECTOR ANALYSIS



SECTOR 1 = FL to I1, SECTOR 2 = I1 to FL, DIFF = Difference To Personal Best Lap, P = Crossed Finish Line in Pit Lane, D = Time Disallowed

P4 21		Toby FINNIS		Suzuki SV650R - Crawfords/ Tey Farm Systems/ Harlow Ag			
IDEAL LAP TIME : 51.432		BEST LAP TIME : 51.678		DIFFERENCE : 0.246			
LAP	SECTOR 1	SECTOR 2	LAP TIME	MPH	DIFF	TIME OF DAY	
1 -		20.984	57.532	75.58	5.854	16:02:09.118	
2 -	30.876	20.968	51.844	83.87	0.166	16:03:00.962	
3 -	30.837	20.884	51.721	84.07	0.043	16:03:52.683	
4 -	30.954	20.752	51.706	84.10	0.028	16:04:44.389	
5 -	30.893	20.831	51.724	84.07	0.046	16:05:36.113	
6 -	30.917	20.761	51.678 (1)	84.14		16:06:27.791	
7 -	30.876	20.826	51.702 (3)	84.10	0.024	16:07:19.493	
8 -	31.384	21.125	52.509	82.81	0.831	16:08:12.002	
9 -	30.690	20.995	51.685 (2)	84.13	0.007	16:09:03.687	
10 -	30.776	21.062	51.838	83.88	0.160	16:09:55.525	
11 -	30.680	21.306	51.986	83.64	0.308	16:10:47.511	
12 -	31.095	21.296	52.391	83.00	0.713	16:11:39.902	

P5 3		Oliver ARBON		Suzuki SV650 - TT Plumbing & Heating			
IDEAL LAP TIME : 52.278		BEST LAP TIME : 52.396		DIFFERENCE : 0.118			
LAP	SECTOR 1	SECTOR 2	LAP TIME	MPH	DIFF	TIME OF DAY	
1 -		21.963	1:00.161	72.28	7.765	16:02:11.747	
2 -	32.933	21.471	54.404	79.93	2.008	16:03:06.151	
3 -	32.127	21.271	53.398	81.43	1.002	16:03:59.549	
4 -	31.356	21.158	52.514 (3)	82.80	0.118	16:04:52.063	
5 -	32.000	21.092	53.092	81.90	0.696	16:05:45.155	
6 -	32.204	21.082	53.286	81.60	0.890	16:06:38.441	
7 -	31.222	21.219	52.441 (2)	82.92	0.045	16:07:30.882	
8 -	31.587	21.119	52.706	82.50	0.310	16:08:23.588	
9 -	31.474	21.437	52.911	82.18	0.515	16:09:16.499	
10 -	31.801	21.458	53.259	81.65	0.863	16:10:09.758	
11 -	31.344	21.454	52.798	82.36	0.402	16:11:02.556	
12 -	31.196	21.200	52.396 (1)	82.99		16:11:54.952	

P6 33		Steve COSTIN		Suzuki SV650 - Sublime Designs / ATP Motorsport			
IDEAL LAP TIME : 52.414		BEST LAP TIME : 52.414		DIFFERENCE : 0.000			
LAP	SECTOR 1	SECTOR 2	LAP TIME	MPH	DIFF	TIME OF DAY	
1 -		21.384	1:00.329	72.08	7.915	16:02:11.915	
2 -	32.612	21.573	54.185	80.25	1.771	16:03:06.100	
3 -	31.428	21.231	52.659 (2)	82.58	0.245	16:03:58.759	
4 -	31.507	21.661	53.168	81.78	0.754	16:04:51.927	
5 -	31.505	21.301	52.806	82.35	0.392	16:05:44.733	
6 -	31.413	21.294	52.707 (3)	82.50	0.293	16:06:37.440	
7 -	31.483	21.370	52.853	82.27	0.439	16:07:30.293	
8 -	31.514	21.296	52.810	82.34	0.396	16:08:23.103	
9 -	31.857	21.540	53.397	81.43	0.983	16:09:16.500	
10 -	31.663	21.418	53.081	81.92	0.667	16:10:09.581	
11 -	31.429	21.537	52.966	82.10	0.552	16:11:02.547	
12 -	31.185	21.229	52.414 (1)	82.96		16:11:54.961	

BMCRC - MRO Championships 2024 - Rnd 7 @ Brands Hatch Indy

MRO Minitwins & BMCRC Rookie Minitwins

RACE 17 - SECTOR ANALYSIS



SECTOR 1 = FL to I1, SECTOR 2 = I1 to FL, DIFF = Difference To Personal Best Lap, P = Crossed Finish Line in Pit Lane, D = Time Disallowed

P7 19		Kevin LILLEY		Suzuki SV650 - Trafalgar Cleaning Eqpt. / Steve Jordan Motorcy			
IDEAL LAP TIME : 52.282		BEST LAP TIME : 52.385		DIFFERENCE : 0.103			
LAP	SECTOR 1	SECTOR 2	LAP TIME	MPH	DIFF	TIME OF DAY	
1 -		21.665	1:02.040	70.09	9.655	16:02:13.626	
2 -	32.403	21.241	53.644	81.06	1.259	16:03:07.270	
3 -	31.440	21.471	52.911	82.18	0.526	16:04:00.181	
4 -	32.109	21.661	53.770	80.87	1.385	16:04:53.951	
5 -	31.578	21.317	52.895	82.21	0.510	16:05:46.846	
6 -	31.491	21.062	52.553 (3)	82.74	0.168	16:06:39.399	
7 -	31.718	21.238	52.956	82.11	0.571	16:07:32.355	
8 -	31.503	21.273	52.776	82.39	0.391	16:08:25.131	
9 -	31.220	21.165	52.385 (1)	83.01		16:09:17.516	
10 -	31.459	21.229	52.688	82.53	0.303	16:10:10.204	
11 -	31.705	21.143	52.848	82.28	0.463	16:11:03.052	
12 -	31.260	21.187	52.447 (2)	82.91	0.062	16:11:55.499	

P8 27		Jack BETTIS		Suzuki SV 650 - NB Toolmaking			
IDEAL LAP TIME : 52.585		BEST LAP TIME : 52.595		DIFFERENCE : 0.010			
LAP	SECTOR 1	SECTOR 2	LAP TIME	MPH	DIFF	TIME OF DAY	
1 -		21.289	58.991	73.71	6.396	16:02:10.577	
2 -	32.331	21.499	53.830	80.78	1.235	16:03:04.407	
3 -	31.921	21.351	53.272	81.63	0.677	16:03:57.679	
4 -	31.887	21.620	53.507	81.27	0.912	16:04:51.186	
5 -	31.700	21.447	53.147	81.82	0.552	16:05:44.333	
6 -	32.024	21.384	53.408	81.42	0.813	16:06:37.741	
7 -	31.678	21.422	53.100	81.89	0.505	16:07:30.841	
8 -	31.735	21.402	53.137	81.83	0.542	16:08:23.978	
9 -	31.533	21.062	52.595 (1)	82.68		16:09:16.573	
10 -	32.049	21.302	53.351	81.50	0.756	16:10:09.924	
11 -	31.555	21.432	52.987 (3)	82.06	0.392	16:11:02.911	
12 -	31.523	21.214	52.737 (2)	82.45	0.142	16:11:55.648	

P9 45		Terence QUINCE		Suzuki SV650 - K&Q, HM Racing, Titan-x			
IDEAL LAP TIME : 52.820		BEST LAP TIME : 52.904		DIFFERENCE : 0.084			
LAP	SECTOR 1	SECTOR 2	LAP TIME	MPH	DIFF	TIME OF DAY	
1 -		21.533	58.755	74.01	5.851	16:02:10.341	
2 -	32.386	21.539	53.925	80.64	1.021	16:03:04.266	
3 -	32.268	21.571	53.839	80.77	0.935	16:03:58.105	
4 -	32.049	21.681	53.730	80.93	0.826	16:04:51.835	
5 -	32.001	21.437	53.438 (3)	81.37	0.534	16:05:45.273	
6 -	32.219	21.509	53.728	80.93	0.824	16:06:39.001	
7 -	32.315	21.465	53.780	80.85	0.876	16:07:32.781	
8 -	31.862	21.249	53.111 (2)	81.87	0.207	16:08:25.892	
9 -	31.571	21.333	52.904 (1)	82.19		16:09:18.796	
10 -	31.693	22.138	53.831	80.78	0.927	16:10:12.627	
11 -	32.318	22.036	54.354	80.00	1.450	16:11:06.981	
12 -	32.096	21.980	54.076	80.41	1.172	16:12:01.057	

BMCRC - MRO Championships 2024 - Rnd 7 @ Brands Hatch Indy

MRO Minitwins & BMCRC Rookie Minitwins

RACE 17 - SECTOR ANALYSIS



SECTOR 1 = FL to I1, SECTOR 2 = I1 to FL, DIFF = Difference To Personal Best Lap, P = Crossed Finish Line in Pit Lane, D = Time Disallowed

P10 115		Brian MAHER		Suzuki SV650 - Spraytech /Espresso Solutions			
IDEAL LAP TIME : 53.319		BEST LAP TIME : 53.327		DIFFERENCE : 0.008			
LAP	SECTOR 1	SECTOR 2	LAP TIME	MPH	DIFF	TIME OF DAY	
1 -		22.217	1:00.131	72.31	6.804	16:02:11.717	
2 -	32.981	21.760	54.741	79.43	1.414	16:03:06.458	
3 -	32.070	21.617	53.687	80.99	0.360	16:04:00.145	
4 -	32.300	21.728	54.028	80.48	0.701	16:04:54.173	
5 -	32.191	21.673	53.864	80.73	0.537	16:05:48.037	
6 -	32.458	21.799	54.257	80.14	0.930	16:06:42.294	
7 -	32.211	21.578	53.789	80.84	0.462	16:07:36.083	
8 -	31.940	21.564	53.504 (2)	81.27	0.177	16:08:29.587	
9 -	31.956	21.577	53.533 (3)	81.23	0.206	16:09:23.120	
10 -	31.948	21.379	53.327 (1)	81.54		16:10:16.447	
11 -	32.234	21.736	53.970	80.57	0.643	16:11:10.417	
12 -	32.238	21.771	54.009	80.51	0.682	16:12:04.426	

P11 606 RMT		Robert BRYANT		Suzuki SV650 - R.B Plumbing & Heating			
IDEAL LAP TIME : 53.504		BEST LAP TIME : 53.529		DIFFERENCE : 0.025			
LAP	SECTOR 1	SECTOR 2	LAP TIME	MPH	DIFF	TIME OF DAY	
1 -		22.159	59.941	72.54	6.412	16:02:11.527	
2 -	32.684	21.977	54.661	79.55	1.132	16:03:06.188	
3 -	32.048	21.644	53.692 (2)	80.99	0.163	16:03:59.880	
4 -	32.148	21.994	54.142	80.31	0.613	16:04:54.022	
5 -	32.076	21.766	53.842	80.76	0.313	16:05:47.864	
6 -	32.489	21.774	54.263	80.13	0.734	16:06:42.127	
7 -	33.009	21.616	54.625	79.60	1.096	16:07:36.752	
8 -	32.306	21.834	54.140	80.32	0.611	16:08:30.892	
9 -	32.088	21.635	53.723 (3)	80.94	0.194	16:09:24.615	
10 -	31.888	21.641	53.529 (1)	81.23		16:10:18.144	
11 -	32.049	22.460	54.509	79.77	0.980	16:11:12.653	
12 -	31.926	21.880	53.806	80.82	0.277	16:12:06.459	

P12 122 RMT		James EGGINTON		Suzuki SV650 - Advance Computer Services - www.ACS.co.uk			
IDEAL LAP TIME : 53.213		BEST LAP TIME : 53.274		DIFFERENCE : 0.061			
LAP	SECTOR 1	SECTOR 2	LAP TIME	MPH	DIFF	TIME OF DAY	
1 -		21.977	1:00.193	72.24	6.919	16:02:11.779	
2 -	33.365	23.248	56.613	76.81	3.339	16:03:08.392	
3 -	32.529	21.692	54.221	80.20	0.947	16:04:02.613	
4 -	32.344	21.668	54.012	80.51	0.738	16:04:56.625	
5 -	32.312	21.464	53.776	80.86	0.502	16:05:50.401	
6 -	32.393	21.683	54.076	80.41	0.802	16:06:44.477	
7 -	32.202	21.436	53.638	81.07	0.364	16:07:38.115	
8 -	32.052	21.409	53.461 (2)	81.34	0.187	16:08:31.576	
9 -	32.146	21.460	53.606 (3)	81.12	0.332	16:09:25.182	
10 -	31.976	21.298	53.274 (1)	81.62		16:10:18.456	
11 -	32.099	22.323	54.422	79.90	1.148	16:11:12.878	
12 -	31.915	21.756	53.671	81.02	0.397	16:12:06.549	

BMCRC - MRO Championships 2024 - Rnd 7 @ Brands Hatch Indy

MRO Minitwins & BMCRC Rookie Minitwins

RACE 17 - SECTOR ANALYSIS



SECTOR 1 = FL to I1, SECTOR 2 = I1 to FL, DIFF = Difference To Personal Best Lap, P = Crossed Finish Line in Pit Lane, D = Time Disallowed

P13 15		James SVENSEN		Suzuki SV650S -			
IDEAL LAP TIME : 53.403		BEST LAP TIME : 53.536		DIFFERENCE : 0.133			
LAP	SECTOR 1	SECTOR 2	LAP TIME	MPH	DIFF	TIME OF DAY	
1 -		22.232	1:01.664	70.51	8.128	16:02:13.250	
2 -	33.285	22.078	55.363	78.54	1.827	16:03:08.613	
3 -	32.479	21.881	54.360	79.99	0.824	16:04:02.973	
4 -	32.346	21.544	53.890	80.69	0.354	16:04:56.863	
5 -	32.365	21.685	54.050	80.45	0.514	16:05:50.913	
6 -	32.303	21.315	53.618 (2)	81.10	0.082	16:06:44.531	
7 -	32.328	21.757	54.085	80.40	0.549	16:07:38.616	
8 -	32.088	21.563	53.651 (3)	81.05	0.115	16:08:32.267	
9 -	32.283	21.576	53.859	80.74	0.323	16:09:26.126	
10 -	32.114	21.422	53.536 (1)	81.22		16:10:19.662	
11 -	32.439	22.207	54.646	79.57	1.110	16:11:14.308	
12 -	32.643	21.539	54.182	80.25	0.646	16:12:08.490	

P14 81		Malvern MAY		Suzuki SV650 - IMP racing			
IDEAL LAP TIME : 53.066		BEST LAP TIME : 53.122		DIFFERENCE : 0.056			
LAP	SECTOR 1	SECTOR 2	LAP TIME	MPH	DIFF	TIME OF DAY	
1 -		21.896	1:02.065	70.06	8.943	16:02:13.651	
2 -	33.421	22.150	55.571	78.25	2.449	16:03:09.222	
3 -	32.770	21.936	54.706	79.49	1.584	16:04:03.928	
4 -	32.561	21.479	54.040	80.47	0.918	16:04:57.968	
5 -	32.282	21.423	53.705 (3)	80.97	0.583	16:05:51.673	
6 -	32.438	21.711	54.149	80.30	1.027	16:06:45.822	
7 -	32.348	21.459	53.807	80.81	0.685	16:07:39.629	
8 -	32.242	21.541	53.783	80.85	0.661	16:08:33.412	
9 -	31.902	21.378	53.280 (2)	81.61	0.158	16:09:26.692	
10 -	31.688	21.434	53.122 (1)	81.86		16:10:19.814	
11 -	32.176	22.339	54.515	79.76	1.393	16:11:14.329	
12 -	32.401	21.776	54.177	80.26	1.055	16:12:08.506	

P15 293		Leigh SMITH		Suzuki SV650 - Smiths Mechanical Support Ltd, Lamonde Autor			
IDEAL LAP TIME : 53.793		BEST LAP TIME : 53.843		DIFFERENCE : 0.050			
LAP	SECTOR 1	SECTOR 2	LAP TIME	MPH	DIFF	TIME OF DAY	
1 -		21.880	1:01.760	70.41	7.917	16:02:13.346	
2 -	33.351	22.010	55.361	78.54	1.518	16:03:08.707	
3 -	32.992	21.750	54.742	79.43	0.899	16:04:03.449	
4 -	32.428	21.614	54.042 (3)	80.46	0.199	16:04:57.491	
5 -	32.295	21.548	53.843 (1)	80.76		16:05:51.334	
6 -	32.610	21.721	54.331	80.03	0.488	16:06:45.665	
7 -	32.693	21.595	54.288	80.10	0.445	16:07:39.953	
8 -	32.245	21.686	53.931 (2)	80.63	0.088	16:08:33.884	
9 -	32.253	21.955	54.208	80.22	0.365	16:09:28.092	
10 -	32.382	21.835	54.217	80.20	0.374	16:10:22.309	
11 -	32.698	22.098	54.796	79.35	0.953	16:11:17.105	
12 -	32.621	22.082	54.703	79.49	0.860	16:12:11.808	

BMCRC - MRO Championships 2024 - Rnd 7 @ Brands Hatch Indy

MRO Minitwins & BMCRC Rookie Minitwins

RACE 17 - SECTOR ANALYSIS



SECTOR 1 = FL to I1, SECTOR 2 = I1 to FL, DIFF = Difference To Personal Best Lap, P = Crossed Finish Line in Pit Lane, D = Time Disallowed

P16 166 RMT Ben KING		Suzuki SV650 -				
IDEAL LAP TIME : 54.098		BEST LAP TIME : 54.130		DIFFERENCE : 0.032		
LAP	SECTOR 1	SECTOR 2	LAP TIME	MPH	DIFF	TIME OF DAY
1 -		22.366	1:01.680	70.50	7.550	16:02:13.266
2 -	33.633	22.488	56.121	77.48	1.991	16:03:09.387
3 -	32.836	21.816	54.652	79.56	0.522	16:04:04.039
4 -	33.285	21.976	55.261	78.69	1.131	16:04:59.300
5 -	32.633	21.908	54.541 (3)	79.73	0.411	16:05:53.841
6 -	33.000	21.841	54.841	79.29	0.711	16:06:48.682
7 -	32.651	21.973	54.624	79.60	0.494	16:07:43.306
8 -	32.889	21.845	54.734	79.44	0.604	16:08:38.040
9 -	32.654	21.902	54.556	79.70	0.426	16:09:32.596
10 -	32.282	21.848	54.130 (1)	80.33		16:10:26.726
11 -	32.519	21.978	54.497 (2)	79.79	0.367	16:11:21.223
12 -	32.784	21.885	54.669	79.54	0.539	16:12:15.892

P17 12 Russell TAYLOR		Suzuki SV650 -				
IDEAL LAP TIME : 54.548		BEST LAP TIME : 54.745		DIFFERENCE : 0.197		
LAP	SECTOR 1	SECTOR 2	LAP TIME	MPH	DIFF	TIME OF DAY
1 -		22.411	1:01.508	70.69	6.763	16:02:13.094
2 -	33.315	22.092	55.407	78.48	0.662	16:03:08.501
3 -	33.372	21.936	55.308	78.62	0.563	16:04:03.809
4 -	33.081	22.150	55.231	78.73	0.486	16:04:59.040
5 -	33.024	22.312	55.336	78.58	0.591	16:05:54.376
6 -	33.113	22.001	55.114	78.90	0.369	16:06:49.490
7 -	33.127	22.390	55.517	78.32	0.772	16:07:45.007
8 -	32.906	22.123	55.029	79.02	0.284	16:08:40.036
9 -	32.689	22.142	54.831 (2)	79.30	0.086	16:09:34.867
10 -	32.758	21.987	54.745 (1)	79.43		16:10:29.612
11 -	32.612	22.327	54.939 (3)	79.15	0.194	16:11:24.551
12 -	33.033	22.244	55.277	78.66	0.532	16:12:19.828

P18 14 RMT George DAVIES		Suzuki SV650 - Tanya Warner				
IDEAL LAP TIME : 54.469		BEST LAP TIME : 54.634		DIFFERENCE : 0.165		
LAP	SECTOR 1	SECTOR 2	LAP TIME	MPH	DIFF	TIME OF DAY
1 -		22.539	1:02.894	69.14	8.260	16:02:14.480
2 -	33.240	22.198	55.438	78.44	0.804	16:03:09.918
3 -	32.624	22.010	54.634 (1)	79.59		16:04:04.552
4 -	32.895	22.193	55.088	78.93	0.454	16:04:59.640
5 -	32.604	22.192	54.796	79.35	0.162	16:05:54.436
6 -	32.738	22.021	54.759 (3)	79.41	0.125	16:06:49.195
7 -	33.204	22.267	55.471	78.39	0.837	16:07:44.666
8 -	32.969	21.865	54.834	79.30	0.200	16:08:39.500
9 -	32.748	22.071	54.819	79.32	0.185	16:09:34.319
10 -	32.607	22.083	54.690 (2)	79.51	0.056	16:10:29.009
11 -	32.862	22.365	55.227	78.74	0.593	16:11:24.236
12 -	33.539	22.289	55.828	77.89	1.194	16:12:20.064

BMCRC - MRO Championships 2024 - Rnd 7 @ Brands Hatch Indy

MRO Minitwins & BMCRC Rookie Minitwins

RACE 17 - SECTOR ANALYSIS



SECTOR 1 = FL to I1, SECTOR 2 = I1 to FL, DIFF = Difference To Personal Best Lap, P = Crossed Finish Line in Pit Lane, D = Time Disallowed

P19 69		Jack GRIFFITHS		Suzuki SV650 - JOE'S CARPETS, ATP RACING		
IDEAL LAP TIME : 53.554		BEST LAP TIME : 53.901		DIFFERENCE : 0.347		
LAP	SECTOR 1	SECTOR 2	LAP TIME	MPH	DIFF	TIME OF DAY
1 -		23.029	1:05.243	66.65	11.342	16:02:16.829
2 -	33.926	23.139	57.065	76.20	3.164	16:03:13.894
3 -	33.044	21.968	55.012	79.04	1.111	16:04:08.906
4 -	32.880	22.440	55.320	78.60	1.419	16:05:04.226
5 -	33.317	22.120	55.437	78.44	1.536	16:05:59.663
6 -	33.073	22.011	55.084	78.94	1.183	16:06:54.747
7 -	32.833	21.934	54.767	79.40	0.866	16:07:49.514
8 -	32.588	21.882	54.470	79.83	0.569	16:08:43.984
9 -	32.769	21.879	54.648	79.57	0.747	16:09:38.632
10 -	32.430	21.795	54.225 (3)	80.19	0.324	16:10:32.857
11 -	32.100	21.831	53.931 (2)	80.63	0.030	16:11:26.788
12 -	32.447	21.454	53.901 (1)	80.67		16:12:20.689

P20 75 RMT		Tom SVENSEN		Suzuki SV650 - Team TSR - HCL Car sales		
IDEAL LAP TIME : 54.585		BEST LAP TIME : 54.677		DIFFERENCE : 0.092		
LAP	SECTOR 1	SECTOR 2	LAP TIME	MPH	DIFF	TIME OF DAY
1 -		22.751	1:03.211	68.79	8.534	16:02:14.797
2 -	33.171	22.308	55.479	78.38	0.802	16:03:10.276
3 -	32.623	22.088	54.711 (2)	79.48	0.034	16:04:04.987
4 -	32.968	22.170	55.138	78.86	0.461	16:05:00.125
5 -	32.651	22.204	54.855 (3)	79.27	0.178	16:05:54.980
6 -	32.715	21.962	54.677 (1)	79.53		16:06:49.657
7 -	33.138	22.284	55.422	78.46	0.745	16:07:45.079
8 -	33.003	22.193	55.196	78.78	0.519	16:08:40.275
9 -	32.728	22.193	54.921	79.17	0.244	16:09:35.196
10 -	32.857	22.348	55.205	78.77	0.528	16:10:30.401
11 -	32.995	22.798	55.793	77.94	1.116	16:11:26.194
12 -	33.325	22.736	56.061	77.56	1.384	16:12:22.255

P21 40		Simon WILKINSON		Suzuki SV650 -		
IDEAL LAP TIME : 54.988		BEST LAP TIME : 55.132		DIFFERENCE : 0.144		
LAP	SECTOR 1	SECTOR 2	LAP TIME	MPH	DIFF	TIME OF DAY
1 -		22.811	1:04.847	67.05	9.715	16:02:16.433
2 -	34.750	22.759	57.509	75.61	2.377	16:03:13.942
3 -	34.065	22.232	56.297	77.24	1.165	16:04:10.239
4 -	33.416	22.094	55.510	78.33	0.378	16:05:05.749
5 -	33.729	22.675	56.404	77.09	1.272	16:06:02.153
6 -	33.335	22.042	55.377 (3)	78.52	0.245	16:06:57.530
7 -	33.641	22.107	55.748	78.00	0.616	16:07:53.278
8 -	33.465	22.170	55.635	78.16	0.503	16:08:48.913
9 -	33.035	22.142	55.177 (2)	78.81	0.045	16:09:44.090
10 -	33.366	22.125	55.491	78.36	0.359	16:10:39.581
11 -	33.172	22.258	55.430	78.45	0.298	16:11:35.011
12 -	33.179	21.953	55.132 (1)	78.87		16:12:30.143

BMCRC - MRO Championships 2024 - Rnd 7 @ Brands Hatch Indy

MRO Minitwins & BMCRC Rookie Minitwins

RACE 17 - SECTOR ANALYSIS



SECTOR 1 = FL to I1, SECTOR 2 = I1 to FL, DIFF = Difference To Personal Best Lap, P = Crossed Finish Line in Pit Lane, D = Time Disallowed

P22 30 RMT		David LUFF		Suzuki SV 650 - ATP & Sarah O'Neill			
IDEAL LAP TIME : 54.743		BEST LAP TIME : 54.894		DIFFERENCE : 0.151			
LAP	SECTOR 1	SECTOR 2	LAP TIME	MPH	DIFF	TIME OF DAY	
1 -		22.751	1:05.881	66.00	10.987	16:02:17.467	
2 -	34.012	23.012	57.024	76.25	2.130	16:03:14.491	
3 -	33.658	22.485	56.143	77.45	1.249	16:04:10.634	
4 -	33.092	22.376	55.468	78.39	0.574	16:05:06.102	
5 -	33.389	22.494	55.883	77.81	0.989	16:06:01.985	
6 -	32.762	22.225	54.987 (2)	79.08	0.093	16:06:56.972	
7 -	33.108	22.308	55.416	78.47	0.522	16:07:52.388	
8 -	32.825	22.460	55.285 (3)	78.65	0.391	16:08:47.673	
9 -	32.518	22.376	54.894 (1)	79.21		16:09:42.567	
10 -	33.022	22.354	55.376	78.52	0.482	16:10:37.943	
11 -	33.334	22.780	56.114	77.49	1.220	16:11:34.057	
12 -	33.600	22.559	56.159	77.43	1.265	16:12:30.216	

P23 62 RMT		Max PRIESTLEY		Suzuki SV650 - Mum and Dad			
IDEAL LAP TIME : 54.781		BEST LAP TIME : 54.849		DIFFERENCE : 0.068			
LAP	SECTOR 1	SECTOR 2	LAP TIME	MPH	DIFF	TIME OF DAY	
1 -		22.633	1:03.767	68.19	8.918	16:02:15.353	
2 -	33.537	22.477	56.014	77.63	1.165	16:03:11.367	
3 -	33.566	22.835	56.401	77.10	1.552	16:04:07.768	
4 -	33.380	22.871	56.251	77.30	1.402	16:05:04.019	
5 -	33.824	22.517	56.341	77.18	1.492	16:06:00.360	
6 -	33.785	22.682	56.467	77.01	1.618	16:06:56.827	
7 -	33.889	22.508	56.397	77.10	1.548	16:07:53.224	
8 -	33.841	22.476	56.317	77.21	1.468	16:08:49.541	
9 -	33.102	22.313	55.415 (3)	78.47	0.566	16:09:44.956	
10 -	33.211	22.312	55.523	78.32	0.674	16:10:40.479	
11 -	32.867	22.483	55.350 (2)	78.56	0.501	16:11:35.829	
12 -	32.935	21.914	54.849 (1)	79.28		16:12:30.678	

P24 41 RMT		Robert ROGERS		Suzuki SV650 -			
IDEAL LAP TIME : 56.944		BEST LAP TIME : 56.997		DIFFERENCE : 0.053			
LAP	SECTOR 1	SECTOR 2	LAP TIME	MPH	DIFF	TIME OF DAY	
1 -		23.304	1:04.728	67.18	7.731	16:02:16.314	
2 -	34.242	23.360	57.602	75.49	0.605	16:03:13.916	
3 -	35.002	22.792	57.794	75.24	0.797	16:04:11.710	
4 -	34.388	22.909	57.297	75.89	0.300	16:05:09.007	
5 -	34.294	23.107	57.401	75.75	0.404	16:06:06.408	
6 -	34.182	23.164	57.346	75.83	0.349	16:07:03.754	
7 -	34.200	23.071	57.271 (2)	75.93	0.274	16:08:01.025	
8 -	34.399	23.150	57.549	75.56	0.552	16:08:58.574	
9 -	34.197	22.800	56.997 (1)	76.29		16:09:55.571	
10 -	34.152	23.134	57.286 (3)	75.91	0.289	16:10:52.857	
11 -	34.417	23.100	57.517	75.60	0.520	16:11:50.374	

P25 700 RMT		Alex BUCHANAN		Suzuki SV650 - novus resourcing			
IDEAL LAP TIME : 58.085		BEST LAP TIME : 58.101		DIFFERENCE : 0.016			
LAP	SECTOR 1	SECTOR 2	LAP TIME	MPH	DIFF	TIME OF DAY	
1 -		23.227	1:06.444	65.44	8.343	16:02:18.030	
2 -	35.318	23.464	58.782	73.97	0.681	16:03:16.812	
3 -	35.312	23.270	58.582 (3)	74.23	0.481	16:04:15.394	
4 -	35.915	23.858	59.773	72.75	1.672	16:05:15.167	
5 -	36.030	23.282	59.312	73.31	1.211	16:06:14.479	
6 -	36.039	23.176	59.215	73.43	1.114	16:07:13.694	
7 -	35.100	23.603	58.703	74.07	0.602	16:08:12.397	
8 -	34.957	23.144	58.101 (1)	74.84		16:09:10.498	
9 -	35.494	23.354	58.848	73.89	0.747	16:10:09.346	
10 -	35.794	23.241	59.035	73.66	0.934	16:11:08.381	
11 -	35.251	23.128	58.379 (2)	74.48	0.278	16:12:06.760	

BMCRC - MRO Championships 2024 - Rnd 7 @ Brands Hatch Indy

MRO Minitwins & BMCRC Rookie Minitwins

RACE 17 - SECTOR ANALYSIS



SECTOR 1 = FL to I1, SECTOR 2 = I1 to FL, DIFF = Difference To Personal Best Lap, P = Crossed Finish Line in Pit Lane, D = Time Disallowed

P26		113 RMT		Phil ROODT		Suzuki SV650 - Carter Thorne Carpets and flooring 2018 ltd	
IDEAL LAP TIME : 58.137		BEST LAP TIME : 58.137		DIFFERENCE : 0.000			
LAP	SECTOR 1	SECTOR 2	LAP TIME	MPH	DIFF	TIME OF DAY	
1 -		23.874	1:07.659	64.27	9.522	16:02:19.245	
2 -	35.493	23.391	58.884 (2)	73.85	0.747	16:03:18.129	
3 -	35.718	23.689	59.407	73.20	1.270	16:04:17.536	
4 -	35.588	23.409	58.997	73.70	0.860	16:05:16.533	
5 -	34.969	23.168	58.137 (1)	74.79		16:06:14.670	
6 -	35.336	23.572	58.908 (3)	73.82	0.771	16:07:13.578	
7 -	35.924	24.136	1:00.060	72.40	1.923	16:08:13.638	
8 -	36.468	23.740	1:00.208	72.22	2.071	16:09:13.846	
9 -	36.129	23.650	59.779	72.74	1.642	16:10:13.625	
10 -	36.245	25.036	1:01.281	70.96	3.144	16:11:14.906	
11 -	36.433	24.446	1:00.879	71.43	2.742	16:12:15.785	

P27		47		Tristan BOHANAN		Suzuki SV 650 -	
IDEAL LAP TIME : 56.120		BEST LAP TIME : 56.120		DIFFERENCE : 0.000			
LAP	SECTOR 1	SECTOR 2	LAP TIME	MPH	DIFF	TIME OF DAY	
1 -		22.714	1:05.489	66.40	9.369	16:02:17.075	
2 -	34.245	23.003	57.248	75.96	1.128	16:03:14.323	
3 -	34.327	22.506	56.833	76.51	0.713	16:04:11.156	
4 -	33.668	22.452	56.120 (1)	77.48		16:05:07.276	
5 -	33.819	22.506	56.325 (2)	77.20	0.205	16:06:03.601	
6 -	33.794	22.710	56.504 (3)	76.96	0.384	16:07:00.105	
7 -	33.839	22.847	56.686	76.71	0.566	16:07:56.791	
8 -	33.830	22.756	56.586	76.84	0.466	16:08:53.377	
9 -	34.807	22.938	57.745	75.30	1.625	16:09:51.122	

BMCRC - MRO Championships 2024 - Rnd 7 @ Brands Hatch Indy

MRO Minitwins & BMCRC Rookie Minitwins

RACE 17 - BEST SECTORS

SECTOR 1			SECTOR 2			IDEAL / BEST COMPARISON						
POS	NO	NAME	TIME	NO	NAME	TIME	POS	NO	NAME	IDEAL	BEST	DIFF
									PERFECT LAP	50.911		
1	22	DOWDS	30.345	66	DUCRAN	20.566	1	66	DUCRAN	50.989	50.989	0.000
2	1	TWYFORD	30.391	22	DOWDS	20.652	2	22	DOWDS	50.997	51.067	0.070
3	66	DUCRAN	30.423	1	TWYFORD	20.716	3	1	TWYFORD	51.107	51.198	0.091
4	21	FINNIS	30.680	21	FINNIS	20.752	4	21	FINNIS	51.432	51.678	0.246
5	33	COSTIN	31.185	19	LILLEY	21.062	5	3	ARBON	52.278	52.396	0.118
6	3	ARBON	31.196	27	BETTIS	21.062	6	19	LILLEY	52.282	52.385	0.103
7	19	LILLEY	31.220	3	ARBON	21.082	7	33	COSTIN	52.414	52.414	0.000
8	27	BETTIS	31.523	33	COSTIN	21.229	8	27	BETTIS	52.585	52.595	0.010
9	45	QUINCE	31.571	45	QUINCE	21.249	9	45	QUINCE	52.820	52.904	0.084
10	81	MAY	31.688	122	EGGINTON	21.298	10	81	MAY	53.066	53.122	0.056
11	606	BRYANT	31.888	15	SVENSEN	21.315	11	122	EGGINTON	53.213	53.274	0.061
12	122	EGGINTON	31.915	81	MAY	21.378	12	115	MAHER	53.319	53.327	0.008
13	115	MAHER	31.940	115	MAHER	21.379	13	15	SVENSEN	53.403	53.536	0.133
14	15	SVENSEN	32.088	69	GRIFFITHS	21.454	14	606	BRYANT	53.504	53.529	0.025
15	69	GRIFFITHS	32.100	293	SMITH	21.548	15	69	GRIFFITHS	53.554	53.901	0.347
16	293	SMITH	32.245	606	BRYANT	21.616	16	293	SMITH	53.793	53.843	0.050
17	166	KING	32.282	166	KING	21.816	17	166	KING	54.098	54.130	0.032
18	30	LUFF	32.518	14	DAVIES	21.865	18	14	DAVIES	54.469	54.634	0.165
19	14	DAVIES	32.604	62	PRIESTLEY	21.914	19	12	TAYLOR	54.548	54.745	0.197
20	12	TAYLOR	32.612	12	TAYLOR	21.936	20	75	SVENSEN	54.585	54.677	0.092
21	75	SVENSEN	32.623	40	WILKINSON	21.953	21	30	LUFF	54.743	54.894	0.151
22	62	PRIESTLEY	32.867	75	SVENSEN	21.962	22	62	PRIESTLEY	54.781	54.849	0.068
23	40	WILKINSON	33.035	30	LUFF	22.225	23	40	WILKINSON	54.988	55.132	0.144
24	47	BOHANAN	33.668	47	BOHANAN	22.452	24	47	BOHANAN	56.120	56.120	0.000
25	41	ROGERS	34.152	41	ROGERS	22.792	25	41	ROGERS	56.944	56.997	0.053
26	700	BUCHANAN	34.957	700	BUCHANAN	23.128	26	700	BUCHANAN	58.085	58.101	0.016
27	113	ROODT	34.969	113	ROODT	23.168	27	113	ROODT	58.137	58.137	0.000

BMCRC - MRO Championships 2024 - Rnd 7 @ Brands Hatch Indy

MRO Minitwins & BMCRC Rookie Minitwins

RACE 17 - STATISTICS

Competitors Started	27
Planned Start	2024-09-22 @ 16:03:00.000
Actual Start	2024-09-22 @ 16:01:11.585
Finish Time	2024-09-22 @ 16:11:36.828
Track Length	1.2079mi.
Total Laps	318
Total Distance Covered	384.1267mi.

Session Fastest Lap History

NO	CL	NAME	LAP TIME	TIME OF DAY	LAP	VEHICLE
1		David TWYFORD	51.769	16:02:59.962	2	Suzuki SV650
22		Darren DOWDS	51.755	16:03:00.155	2	Suzuki SV 650
22		Darren DOWDS	51.677	16:03:51.832	3	Suzuki SV 650
66		Mitch DUCRAN	51.520	16:03:52.029	3	Suzuki SV650
1		David TWYFORD	51.501	16:05:35.258	5	Suzuki SV650
1		David TWYFORD	51.472	16:09:02.275	9	Suzuki SV650
22		Darren DOWDS	51.173	16:09:02.615	9	Suzuki SV 650
66		Mitch DUCRAN	50.989	16:09:02.786	9	Suzuki SV650

Session Leader History

NO	CL	NAME	FROM LAP	LAPS LED	DISTANCE	VEHICLE
1		David TWYFORD	1	12	14.49 miles	Suzuki SV650

Flag History

TYPE	TIME OF DAY
GREEN	16:01:11.585
FINISH	16:11:36.828

Flag Statistics

TYPE	COUNT	TOTAL LAPS	TOTAL TIME
Green	1	12	12:25.871
Red	0	0	0.000
Safety Car	0	0	0.000
FCY	0	0	0.000

BMCRC - MRO Championships 2024 - Rnd 7 @ Brands Hatch Indy

MRO Minitwins & BMCRC Rookie Minitwins

RACE 17 - STATISTICS

CLASS :

17 Starters

Fastest Lap History

NO	NAME	LAP TIME	TIME OF DAY	LAP	VEHICLE
1	David TWYFORD	51.769	16:02:59.962	2	Suzuki SV650
22	Darren DOWDS	51.755	16:03:00.155	2	Suzuki SV 650
22	Darren DOWDS	51.677	16:03:51.832	3	Suzuki SV 650
66	Mitch DUCRAN	51.520	16:03:52.029	3	Suzuki SV650
1	David TWYFORD	51.501	16:05:35.258	5	Suzuki SV650
1	David TWYFORD	51.472	16:09:02.275	9	Suzuki SV650
22	Darren DOWDS	51.173	16:09:02.615	9	Suzuki SV 650
66	Mitch DUCRAN	50.989	16:09:02.786	9	Suzuki SV650

Leader History

NO	NAME	FROM LAP	LAPS LED	DISTANCE	VEHICLE
1	David TWYFORD	1	12	14.49 miles	Suzuki SV650

BMCRC - MRO Championships 2024 - Rnd 7 @ Brands Hatch Indy

MRO Minitwins & BMCRC Rookie Minitwins

RACE 17 - STATISTICS

CLASS : RMT

10 Starters

Fastest Lap History

NO	NAME	LAP TIME	TIME OF DAY	LAP	VEHICLE
606	Robert BRYANT	54.661	16:03:06.188	2	Suzuki SV650
606	Robert BRYANT	53.692	16:03:59.880	3	Suzuki SV650
122	James EGGINTON	53.638	16:07:38.115	7	Suzuki SV650
122	James EGGINTON	53.461	16:08:31.576	8	Suzuki SV650
122	James EGGINTON	53.274	16:10:18.456	10	Suzuki SV650

Leader History

NO	NAME	FROM LAP	LAPS LED	DISTANCE	VEHICLE
606	Robert BRYANT	1	12	14.49 miles	Suzuki SV650



DFDS YAMAHA PAST MASTERS



BMCRC-MRO Championships - Round 7
Brands Hatch Indy
21st / 22nd September 2024



Timing & Results Provided by Timing Solutions Ltd

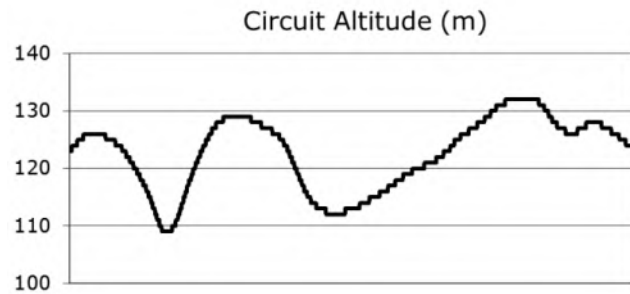
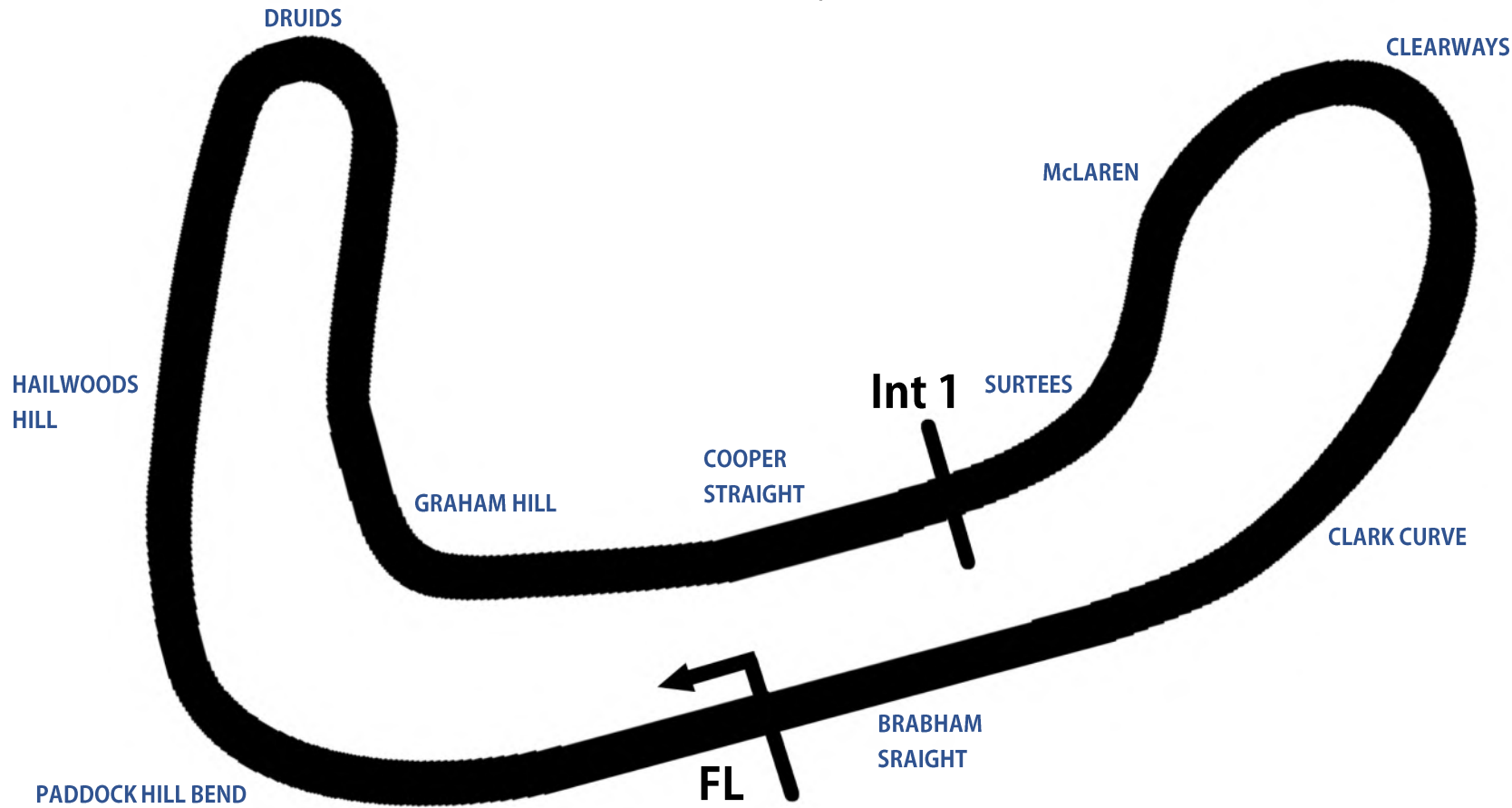
www.tsl-timing.com



BrandsHatch

Brands Hatch Indy Circuit

Fawkham, Longfield, Kent, UK



Length	1.2079 miles 1.944 km 1944.0 m		
FL		51.36032 N	0.26032 E
Int 1	1112m	51.35934 N	0.25955 E
Pit Entry	1669m	51.35911 N	0.25743 E
Pit Exit	0m after FL	51.36017 N	0.26051 E
Pit Entry - Pit Exit	251m, 18.1s @ 50kph, 15.0s @ 60kph		

BMCRC - MRO Championships 2024 - Rnd 7 @ Brands Hatch Indy

DFDS Yamaha Past Masters

QUALIFYING - CLASSIFICATION

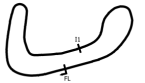
POS	NO	CL	PIC	NAME	ENTRY	TIME	ON	LAPS	GAP	DIFF	MPH
1	51		1	Kevin WHOLEY	Yamaha TZR - Twistgrip Motorcycles	53.745	4	10			80.91
2	8		2	David BALL	Yamaha TZR250 - Gardiner Page and Roe pension co	54.657	2	10	0.912	0.912	79.56
3	99		3	Calvin HOGAN	Yamaha TZR 250 - F.G Racing	54.810	9	11	1.065	0.153	79.33
4	15		4	Billy PERKINS	Yamaha TZR 250 - Ashford tarmac / Barking mad about	55.468	4	4	1.723	0.658	78.39
5	26	F400_S	1	Damian LEE	Yamaha TZR250 - Leed Autos	55.550	10	10	1.805	0.082	78.28
6	4		6	Denis HALIL	Yamaha TZR250 - D & A AUTOS	55.783	4	10	2.038	0.233	77.95
7	74		7	Paul WHITBY	Yamaha TZR 250 - Greybridge Ltd	55.826	9	10	2.081	0.043	77.89
8	166	R	1	Tom RIDLEY	Yamaha -	56.107	10	10	2.362	0.281	77.50
9	85		8	Andrew WALES	Yamaha TZR 250 - Show Control International	56.202	9	10	2.457	0.095	77.37
10	29		9	Derek CRIPPS	Yamaha TZR - Team FBR	56.352	10	10	2.607	0.150	77.16
11	72	C	1	John HAMILTON	Yamaha TRZ250 - LW Racing	56.415	7	10	2.670	0.063	77.08
12	60	C	2	Danny GOUGH	Yamaha TZR 250 - G Force Motorcycles	56.813	10	10	3.068	0.398	76.54
13	52	C	3	Andy FLUX	Yamaha TZR 250 - Mach 1 Automotive LTD	57.017	2	10	3.272	0.204	76.26
14	70		10	Andrew BURSCOUGH	Yamaha YPVS 350 - Mad biker designs/Martitanium	57.131	4	10	3.386	0.114	76.11
15	64	R	2	Iain DAVIS	Yamaha TZR250 -	57.163	10	10	3.418	0.032	76.07
16	34	R	3	Paul NIELD	Yamaha TZR250 -	57.474	10	10	3.729	0.311	75.66
17	333	C	4	Mark STUBBERFIELD	Yamaha TZR250 - Polished concrete London	57.503	8	10	3.758	0.029	75.62
18	55		11	Paul TOLAND	Yamaha TZR250 - Kippers keys	57.636	2	4	3.891	0.133	75.44
19	46	C	5	Kevin MARSHALL	Yamaha TZR250 - Stacey Processing	58.033	10	10	4.288	0.397	74.93
20	84	R	4	Bert ELLISON	Yamaha TZR250 - Manpa prentice	58.165	10	10	4.420	0.132	74.76
21	73	C	6	Colvin TURNER	Yamaha TZR250 -	58.298	4	8	4.553	0.133	74.59
22	36	C	7	Phil ZANUTTO	Yamaha TZR250 - Westend garage/papyrus	1:00.369	8	9	6.624	2.071	72.03
23	58	C	8	Ian STANLEY	Yamaha TZR 250 - Twistgrip Motorcycles	1:00.891	9	9	7.146	0.522	71.41
24	100		12	Tom BARRETT	Yamaha TZR 250 - www.ypmrc.co.uk	1:01.300	7	9	7.555	0.409	70.93
25	67	C	9	Mark BAILEY	Yamaha TZR - Elite Air conditioning Ltd. Hydroflow plur	1:01.474	4	4	7.729	0.174	70.73
26	71	C	10	Tess BICKERSTAFF	Yamaha TZR250 - Len Whalin	1:05.034	2	9	11.289	3.560	66.86
27	65		13	Nigel TERRY	Yamaha TZR250 - NTrap Garage Doors	1:05.110	2	9	11.365	0.076	66.78
28	25	C	11	Stephen WIMBLE	Yamaha TZR 250 - S.B.W Contractor	1:05.331	3	8	11.586	0.221	66.56
29	20	R	5	Sara-Sophie OSTERHOLZER	Yamaha TZR 250 -	1:07.215	3	3	13.470	1.884	64.69

Weather / Track : Cloudy / Dry

Date: 21/09/2024 Start: 10:30 Finish: 00:00

These results are provisional until the conclusion of any judicial and technical matters.

Brands Hatch Indy: 1.2079 miles

Clerk Of Course:	Stewards:	Timekeeper: Richard Evans	
------------------	-----------	---------------------------	---

Results can be found at www.tsl-timing.com

Printed - 10:59 Saturday, 21 September 2024



BMCRC - MRO Championships 2024 - Rnd 7 @ Brands Hatch Indy

DFDS Yamaha Past Masters

QUALIFYING - SECTOR ANALYSIS



SECTOR 1 = FL to I1, SECTOR 2 = I1 to FL, DIFF = Difference To Personal Best Lap, P = Crossed Finish Line in Pit Lane, D = Time Disallowed

P1 51		Kevin WHOLEY		Yamaha TZR - Twistgrip Motorcycles			
IDEAL LAP TIME : 53.595		BEST LAP TIME : 53.745		DIFFERENCE : 0.150			
LAP	SECTOR 1	SECTOR 2	LAP TIME	MPH	DIFF	TIME OF DAY	
1 -	38.666	24.906	1:03.572	68.40	9.827	10:32:39.140	
2 -	35.806	23.182	58.988	73.72	5.243	10:33:38.128	
3 -	34.817	22.125	56.942	76.36	3.197	10:34:35.070	
4 -	32.208	21.537	53.745 (1)	80.91		10:35:28.815	
5 -	35.251	IN PIT	14:10.125 P	5.11	13:16.380	10:49:38.940	
6 -	OUTLAP	22.618	1:01.246	71.00	7.501	10:50:40.186	
7 -	32.806	21.720	54.526 (3)	79.75	0.781	10:51:34.712	
8 -	32.075	21.945	54.020 (2)	80.49	0.275	10:52:28.732	
9 -	32.645	22.184	54.829	79.31	1.084	10:53:23.561	
10 -	34.328	21.520	55.848	77.86	2.103	10:54:19.409	

P2 8		David BALL		Yamaha TZR250 - Gardiner Page and Roe pension consultants			
IDEAL LAP TIME : 54.594		BEST LAP TIME : 54.657		DIFFERENCE : 0.063			
LAP	SECTOR 1	SECTOR 2	LAP TIME	MPH	DIFF	TIME OF DAY	
1 -	32.803	22.179	54.982	79.09	0.325	10:32:02.246	
2 -	32.601	22.056	54.657 (1)	79.56		10:32:56.903	
3 -	33.252	22.053	55.305	78.62	0.648	10:33:52.208	
4 -	32.805	22.561	55.366	78.54	0.709	10:34:47.574	
5 -	34.027	22.121	56.148	77.44	1.491	10:35:43.722	
6 -	42.985	IN PIT	13:54.166 P	5.21	12:59.509	10:49:37.888	
7 -	OUTLAP	22.980	1:00.856	71.45	6.199	10:50:38.744	
8 -	32.891	22.168	55.059	78.98	0.402	10:51:33.803	
9 -	32.666	22.199	54.865 (3)	79.26	0.208	10:52:28.668	
10 -	32.541	22.291	54.832 (2)	79.30	0.175	10:53:23.500	

P3 99		Calvin HOGAN		Yamaha TZR 250 - F.G Racing			
IDEAL LAP TIME : 54.714		BEST LAP TIME : 54.810		DIFFERENCE : 0.096			
LAP	SECTOR 1	SECTOR 2	LAP TIME	MPH	DIFF	TIME OF DAY	
1 -	36.486	22.957	59.443	73.15	4.633	10:32:08.336	
2 -	34.103	22.764	56.867	76.46	2.057	10:33:05.203	
3 -	33.163	22.208	55.371	78.53	0.561	10:34:00.574	
4 -	32.798	22.089	54.887 (2)	79.22	0.077	10:34:55.461	
5 -	33.528	22.987	56.515	76.94	1.705	10:35:51.976	
6 -	46.800	IN PIT	13:46.823 P	5.25	12:52.013	10:49:38.799	
7 -	OUTLAP	23.169	1:02.198	69.91	7.388	10:50:40.997	
8 -	33.709	22.781	56.490	76.98	1.680	10:51:37.487	
9 -	32.894	21.916	54.810 (1)	79.33		10:52:32.297	
10 -	32.862	22.057	54.919 (3)	79.18	0.109	10:53:27.216	
11 -	33.033	22.127	55.160	78.83	0.350	10:54:22.376	

P4 15		Billy PERKINS		Yamaha TZR 250 - Ashford tarmac / Barking mad about Animals			
IDEAL LAP TIME : 55.076		BEST LAP TIME : 55.468		DIFFERENCE : 0.392			
LAP	SECTOR 1	SECTOR 2	LAP TIME	MPH	DIFF	TIME OF DAY	
1 -	35.224	23.515	58.739	74.03	3.271	10:32:23.965	
2 -	33.657	22.236	55.893 (2)	77.80	0.425	10:33:19.858	
3 -	33.869	23.406	57.275 (3)	75.92	1.807	10:34:17.133	
4 -	32.840	22.628	55.468 (1)	78.39		10:35:12.601	

BMCRC - MRO Championships 2024 - Rnd 7 @ Brands Hatch Indy

DFDS Yamaha Past Masters

QUALIFYING - SECTOR ANALYSIS



SECTOR 1 = FL to I1, SECTOR 2 = I1 to FL, DIFF = Difference To Personal Best Lap, P = Crossed Finish Line in Pit Lane, D = Time Disallowed

P5 26		Damian LEE		Yamaha TZR250 - Leed Autos			
IDEAL LAP TIME : 55.442		BEST LAP TIME : 55.550		DIFFERENCE : 0.108			
LAP	SECTOR 1	SECTOR 2	LAP TIME	MPH	DIFF	TIME OF DAY	
1 -	37.110	24.344	1:01.454	70.76	5.904	10:32:32.489	
2 -	36.062	23.827	59.889	72.61	4.339	10:33:32.378	
3 -	35.500	22.753	58.253	74.65	2.703	10:34:30.631	
4 -	33.507	22.640	56.147 (3)	77.45	0.597	10:35:26.778	
5 -	36.505	IN PIT	14:12.636 P	5.10	13:17.086	10:49:39.414	
6 -	OUTLAP	24.145	1:04.263	67.66	8.713	10:50:43.677	
7 -	33.822	23.129	56.951	76.35	1.401	10:51:40.628	
8 -	33.087	23.205	56.292	77.25	0.742	10:52:36.920	
9 -	33.034	22.836	55.870 (2)	77.83	0.320	10:53:32.790	
10 -	33.142	22.408	55.550 (1)	78.28		10:54:28.340	

P6 4		Denis HALIL		Yamaha TZR250 - D & A AUTOS			
IDEAL LAP TIME : 55.374		BEST LAP TIME : 55.783		DIFFERENCE : 0.409			
LAP	SECTOR 1	SECTOR 2	LAP TIME	MPH	DIFF	TIME OF DAY	
1 -	36.075	22.781	58.856	73.88	3.073	10:32:15.591	
2 -	34.437	22.855	57.292	75.90	1.509	10:33:12.883	
3 -	34.084	21.919	56.003 (2)	77.64	0.220	10:34:08.886	
4 -	33.464	22.319	55.783 (1)	77.95		10:35:04.669	
5 -	1:02.011	IN PIT	14:39.083 P	4.94	13:43.300	10:49:43.752	
6 -	OUTLAP	24.918	1:05.783	66.10	10.000	10:50:49.535	
7 -	34.996	23.617	58.613	74.19	2.830	10:51:48.148	
8 -	34.194	22.656	56.850	76.49	1.067	10:52:44.998	
9 -	33.978	22.075	56.053 (3)	77.58	0.270	10:53:41.051	
10 -	33.455	22.910	56.365	77.15	0.582	10:54:37.416	

P7 74		Paul WHITBY		Yamaha TZR 250 - Greybridge Ltd			
IDEAL LAP TIME : 54.985		BEST LAP TIME : 55.826		DIFFERENCE : 0.841			
LAP	SECTOR 1	SECTOR 2	LAP TIME	MPH	DIFF	TIME OF DAY	
1 -	36.322	23.671	59.993	72.48	4.167	10:32:12.163	
2 -	33.803	22.530	56.333	77.19	0.507	10:33:08.496	
3 -	33.480	22.876	56.356	77.16	0.530	10:34:04.852	
4 -	33.585	22.532	56.117	77.49	0.291	10:35:00.969	
5 -	56.628	IN PIT	14:40.204 P	4.94	13:44.378	10:49:41.173	
6 -	OUTLAP	24.535	1:05.032	66.86	9.206	10:50:46.205	
7 -	35.456	23.026	58.482	74.35	2.656	10:51:44.687	
8 -	33.336	22.650	55.986 (2)	77.67	0.160	10:52:40.673	
9 -	33.402	22.424	55.826 (1)	77.89		10:53:36.499	
10 -	33.582	22.421	56.003 (3)	77.64	0.177	10:54:32.502	

P8 166 R		Tom RIDLEY		Yamaha -			
IDEAL LAP TIME : 56.077		BEST LAP TIME : 56.107		DIFFERENCE : 0.030			
LAP	SECTOR 1	SECTOR 2	LAP TIME	MPH	DIFF	TIME OF DAY	
1 -	37.056	23.509	1:00.565	71.80	4.458	10:32:23.578	
2 -	34.578	22.859	57.437	75.71	1.330	10:33:21.015	
3 -	34.438	23.229	57.667	75.40	1.560	10:34:18.682	
4 -	33.869	22.744	56.613 (3)	76.81	0.506	10:35:15.295	
5 -	46.673	IN PIT	14:30.265 P	4.99	13:34.158	10:49:45.560	
6 -	OUTLAP	23.876	1:07.620	64.30	11.513	10:50:53.180	
7 -	35.119	23.674	58.793	73.96	2.686	10:51:51.973	
8 -	34.404	22.654	57.058	76.21	0.951	10:52:49.031	
9 -	33.688	22.513	56.201 (2)	77.37	0.094	10:53:45.232	
10 -	33.564	22.543	56.107 (1)	77.50		10:54:41.339	

BMCRC - MRO Championships 2024 - Rnd 7 @ Brands Hatch Indy

DFDS Yamaha Past Masters

QUALIFYING - SECTOR ANALYSIS



SECTOR 1 = FL to I1, SECTOR 2 = I1 to FL, DIFF = Difference To Personal Best Lap, P = Crossed Finish Line in Pit Lane, D = Time Disallowed

P9 85		Andrew WALES		Yamaha TZR 250 - Show Control International			
IDEAL LAP TIME : 55.858		BEST LAP TIME : 56.202		DIFFERENCE : 0.344			
LAP	SECTOR 1	SECTOR 2	LAP TIME	MPH	DIFF	TIME OF DAY	
1 -	35.037	23.880	58.917	73.80	2.715	10:32:15.410	
2 -	33.915	23.066	56.981	76.31	0.779	10:33:12.391	
3 -	34.034	22.735	56.769	76.60	0.567	10:34:09.160	
4 -	33.922	22.625	56.547 (2)	76.90	0.345	10:35:05.707	
5 -	59.805	IN PIT	14:35.687 P	4.96	13:39.485	10:49:41.394	
6 -	OUTLAP	24.822	1:05.617	66.27	9.415	10:50:47.011	
7 -	34.825	23.891	58.716	74.06	2.514	10:51:45.727	
8 -	34.044	22.638	56.682 (3)	76.71	0.480	10:52:42.409	
9 -	33.356	22.846	56.202 (1)	77.37		10:53:38.611	
10 -	34.178	23.757	57.935	75.06	1.733	10:54:36.546	

P10 29		Derek CRIPPS		Yamaha TZR - Team FBR			
IDEAL LAP TIME : 56.096		BEST LAP TIME : 56.352		DIFFERENCE : 0.256			
LAP	SECTOR 1	SECTOR 2	LAP TIME	MPH	DIFF	TIME OF DAY	
1 -	38.189	25.453	1:03.642	68.32	7.290	10:32:28.982	
2 -	35.683	24.077	59.760	72.76	3.408	10:33:28.742	
3 -	34.892	23.210	58.102	74.84	1.750	10:34:26.844	
4 -	34.169	22.975	57.144 (3)	76.09	0.792	10:35:23.988	
5 -	38.328	IN PIT	14:15.818 P	5.08	13:19.466	10:49:39.806	
6 -	OUTLAP	24.800	1:06.228	65.66	9.876	10:50:46.034	
7 -	36.785	23.683	1:00.468	71.91	4.116	10:51:46.502	
8 -	34.425	22.980	57.405	75.75	1.053	10:52:43.907	
9 -	33.887	22.501	56.388 (2)	77.11	0.036	10:53:40.295	
10 -	33.595	22.757	56.352 (1)	77.16		10:54:36.647	

P11 72 C		John HAMILTON		Yamaha TRZ250 - LW Racing			
IDEAL LAP TIME : 56.373		BEST LAP TIME : 56.415		DIFFERENCE : 0.042			
LAP	SECTOR 1	SECTOR 2	LAP TIME	MPH	DIFF	TIME OF DAY	
1 -	39.748	23.745	1:03.493	68.48	7.078	10:32:24.129	
2 -	34.555	22.760	57.315	75.87	0.900	10:33:21.444	
3 -	34.687	23.076	57.763	75.28	1.348	10:34:19.207	
4 -	34.180	22.956	57.136	76.10	0.721	10:35:16.343	
5 -	34.977	IN PIT	14:21.113 P	5.04	13:24.698	10:49:37.456	
6 -	OUTLAP	23.710	1:04.120	67.81	7.705	10:50:41.576	
7 -	33.839	22.576	56.415 (1)	77.08		10:51:37.991	
8 -	34.706	22.896	57.602	75.49	1.187	10:52:35.593	
9 -	34.334	22.791	57.125 (3)	76.12	0.710	10:53:32.718	
10 -	34.402	22.534	56.936 (2)	76.37	0.521	10:54:29.654	

P12 60 C		Danny GOUGH		Yamaha TZR 250 - G Force Motorcycles			
IDEAL LAP TIME : 56.813		BEST LAP TIME : 56.813		DIFFERENCE : 0.000			
LAP	SECTOR 1	SECTOR 2	LAP TIME	MPH	DIFF	TIME OF DAY	
1 -	36.864	24.146	1:01.010	71.27	4.197	10:32:18.744	
2 -	35.496	22.996	58.492	74.34	1.679	10:33:17.236	
3 -	35.732	24.103	59.835	72.67	3.022	10:34:17.071	
4 -	34.892	22.943	57.835	75.18	1.022	10:35:14.906	
5 -	35.007	IN PIT	14:21.500 P	5.04	13:24.687	10:49:36.406	
6 -	OUTLAP	23.238	1:03.774	68.18	6.961	10:50:40.180	
7 -	34.470	23.148	57.618	75.47	0.805	10:51:37.798	
8 -	34.387	22.618	57.005 (2)	76.28	0.192	10:52:34.803	
9 -	34.650	22.954	57.604 (3)	75.49	0.791	10:53:32.407	
10 -	34.386	22.427	56.813 (1)	76.54		10:54:29.220	

BMCRC - MRO Championships 2024 - Rnd 7 @ Brands Hatch Indy

DFDS Yamaha Past Masters

QUALIFYING - SECTOR ANALYSIS



SECTOR 1 = FL to I1, SECTOR 2 = I1 to FL, DIFF = Difference To Personal Best Lap, P = Crossed Finish Line in Pit Lane, D = Time Disallowed

P13 52 C		Andy FLUX		Yamaha TZR 250 - Mach 1 Automotive LTD			
IDEAL LAP TIME : 56.942		BEST LAP TIME : 57.017		DIFFERENCE : 0.075			
LAP	SECTOR 1	SECTOR 2	LAP TIME	MPH	DIFF	TIME OF DAY	
1 -	36.606	23.727	1:00.333	72.07	3.316	10:32:11.370	
2 -	34.119	22.898	57.017 (1)	76.26		10:33:08.387	
3 -	34.345	22.823	57.168 (2)	76.06	0.151	10:34:05.555	
4 -	34.444	23.239	57.683	75.38	0.666	10:35:03.238	
5 -	54.655	IN PIT	14:41.104 P	4.93	13:44.087	10:49:44.342	
6 -	OUTLAP	24.537	1:09.168	62.87	12.151	10:50:53.510	
7 -	35.240	24.068	59.308	73.32	2.291	10:51:52.818	
8 -	34.579	23.589	58.168	74.75	1.151	10:52:50.986	
9 -	34.334	22.842	57.176 (3)	76.05	0.159	10:53:48.162	
10 -	34.231	23.360	57.591	75.50	0.574	10:54:45.753	

P14 70		Andrew BURSCOUGH		Yamaha YPVS 350 - Mad biker designs/Martitanium			
IDEAL LAP TIME : 56.684		BEST LAP TIME : 57.131		DIFFERENCE : 0.447			
LAP	SECTOR 1	SECTOR 2	LAP TIME	MPH	DIFF	TIME OF DAY	
1 -	36.759	23.809	1:00.568	71.79	3.437	10:32:19.092	
2 -	35.644	22.957	58.601	74.20	1.470	10:33:17.693	
3 -	35.021	23.073	58.094	74.85	0.963	10:34:15.787	
4 -	33.863	23.268	57.131 (1)	76.11		10:35:12.918	
5 -	52.846	IN PIT	14:32.008 P	4.98	13:34.877	10:49:44.926	
6 -	OUTLAP	24.270	1:07.289	64.62	10.158	10:50:52.215	
7 -	35.837	23.841	59.678	72.86	2.547	10:51:51.893	
8 -	34.855	22.821	57.676 (3)	75.39	0.545	10:52:49.569	
9 -	34.260	23.482	57.742	75.31	0.611	10:53:47.311	
10 -	34.645	23.014	57.659 (2)	75.41	0.528	10:54:44.970	

P15 64 R		Iain DAVIS		Yamaha TZR250 -			
IDEAL LAP TIME : 57.151		BEST LAP TIME : 57.163		DIFFERENCE : 0.012			
LAP	SECTOR 1	SECTOR 2	LAP TIME	MPH	DIFF	TIME OF DAY	
1 -	38.092	23.958	1:02.050	70.08	4.887	10:32:18.948	
2 -	36.104	23.863	59.967	72.51	2.804	10:33:18.915	
3 -	36.282	23.314	59.596	72.96	2.433	10:34:18.511	
4 -	34.597	23.086	57.683 (3)	75.38	0.520	10:35:16.194	
5 -	35.501	IN PIT	14:22.295 P	5.04	13:25.132	10:49:38.489	
6 -	OUTLAP	25.240	1:07.214	64.69	10.051	10:50:45.703	
7 -	35.859	23.826	59.685	72.85	2.522	10:51:45.388	
8 -	35.010	23.159	58.169	74.75	1.006	10:52:43.557	
9 -	34.646	22.749	57.395 (2)	75.76	0.232	10:53:40.952	
10 -	34.402	22.761	57.163 (1)	76.07		10:54:38.115	

P16 34 R		Paul NIELD		Yamaha TZR250 -			
IDEAL LAP TIME : 57.384		BEST LAP TIME : 57.474		DIFFERENCE : 0.090			
LAP	SECTOR 1	SECTOR 2	LAP TIME	MPH	DIFF	TIME OF DAY	
1 -	37.221	24.295	1:01.516	70.69	4.042	10:32:27.108	
2 -	35.604	23.776	59.380	73.23	1.906	10:33:26.488	
3 -	34.573	23.815	58.388	74.47	0.914	10:34:24.876	
4 -	34.412	23.248	57.660 (3)	75.41	0.186	10:35:22.536	
5 -	35.784	IN PIT	14:15.413 P	5.08	13:17.939	10:49:37.949	
6 -	OUTLAP	25.495	1:07.850	64.09	10.376	10:50:45.799	
7 -	36.668	24.025	1:00.693	71.64	3.219	10:51:46.492	
8 -	34.795	23.172	57.967	75.01	0.493	10:52:44.459	
9 -	34.550	23.048	57.598 (2)	75.49	0.124	10:53:42.057	
10 -	34.336	23.138	57.474 (1)	75.66		10:54:39.531	

BMCR - MRO Championships 2024 - Rnd 7 @ Brands Hatch Indy

DFDS Yamaha Past Masters

QUALIFYING - SECTOR ANALYSIS



SECTOR 1 = FL to I1, SECTOR 2 = I1 to FL, DIFF = Difference To Personal Best Lap, P = Crossed Finish Line in Pit Lane, D = Time Disallowed

P17 333 C		Mark STUBBERFIELD		Yamaha TZR250 - Polished concrete London			
IDEAL LAP TIME : 57.503		BEST LAP TIME : 57.503		DIFFERENCE : 0.000			
LAP	SECTOR 1	SECTOR 2	LAP TIME	MPH	DIFF	TIME OF DAY	
1 -	37.328	24.304	1:01.632	70.55	4.129	10:32:18.796	
2 -	35.844	23.238	59.082	73.60	1.579	10:33:17.878	
3 -	35.672	24.111	59.783	72.73	2.280	10:34:17.661	
4 -	34.786	23.559	58.345	74.53	0.842	10:35:16.006	
5 -	34.777	IN PIT	14:20.242	P 5.05	13:22.739	10:49:36.248	
6 -	OUTLAP	24.502	1:07.377	64.54	9.874	10:50:43.625	
7 -	36.315	24.061	1:00.376	72.02	2.873	10:51:44.001	
8 -	34.523	22.980	57.503 (1)	75.62		10:52:41.504	
9 -	34.989	23.121	58.110 (3)	74.83	0.607	10:53:39.614	
10 -	34.635	23.251	57.886 (2)	75.12	0.383	10:54:37.500	

P18 55		Paul TOLAND		Yamaha TZR250 - Kippers keys			
IDEAL LAP TIME : 57.490		BEST LAP TIME : 57.636		DIFFERENCE : 0.146			
LAP	SECTOR 1	SECTOR 2	LAP TIME	MPH	DIFF	TIME OF DAY	
1 -	36.380	23.860	1:00.240	72.18	2.604	10:32:09.479	
2 -	34.243	23.393	57.636 (1)	75.44		10:33:07.115	
3 -	34.315	23.604	57.919 (3)	75.08	0.283	10:34:05.034	
4 -	34.514	23.247	57.761 (2)	75.28	0.125	10:35:02.795	

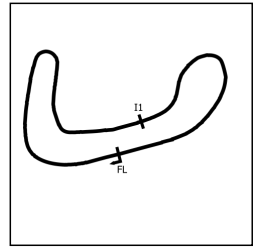
P19 46 C		Kevin MARSHALL		Yamaha TZR250 - Stacey Processing			
IDEAL LAP TIME : 58.033		BEST LAP TIME : 58.033		DIFFERENCE : 0.000			
LAP	SECTOR 1	SECTOR 2	LAP TIME	MPH	DIFF	TIME OF DAY	
1 -	36.372	24.700	1:01.072	71.20	3.039	10:32:11.677	
2 -	36.048	24.188	1:00.236	72.19	2.203	10:33:11.913	
3 -	36.044	23.706	59.750	72.77	1.717	10:34:11.663	
4 -	35.572	23.897	59.469	73.12	1.436	10:35:11.132	
5 -	51.711	IN PIT	14:36.596	P 4.96	13:38.563	10:49:47.728	
6 -	OUTLAP	25.652	1:10.364	61.80	12.331	10:50:58.092	
7 -	36.225	24.147	1:00.372	72.03	2.339	10:51:58.464	
8 -	35.294	23.648	58.942 (2)	73.77	0.909	10:52:57.406	
9 -	35.249	23.771	59.020 (3)	73.68	0.987	10:53:56.426	
10 -	34.707	23.326	58.033 (1)	74.93		10:54:54.459	

P20 84 R		Bert ELLISON		Yamaha TZR250 - Ma n pa prentice			
IDEAL LAP TIME : 58.165		BEST LAP TIME : 58.165		DIFFERENCE : 0.000			
LAP	SECTOR 1	SECTOR 2	LAP TIME	MPH	DIFF	TIME OF DAY	
1 -	40.032	25.847	1:05.879	66.00	7.714	10:32:26.392	
2 -	37.679	25.924	1:03.603	68.37	5.438	10:33:29.995	
3 -	37.827	24.505	1:02.332	69.76	4.167	10:34:32.327	
4 -	36.701	25.005	1:01.706	70.47	3.541	10:35:34.033	
5 -	38.018	IN PIT	14:06.612	P 5.13	13:08.447	10:49:40.645	
6 -	OUTLAP	25.327	1:08.974	63.04	10.809	10:50:49.619	
7 -	38.174	24.416	1:02.590	69.47	4.425	10:51:52.209	
8 -	37.515	24.144	1:01.659 (3)	70.52	3.494	10:52:53.868	
9 -	35.563	23.918	59.481 (2)	73.10	1.316	10:53:53.349	
10 -	34.787	23.378	58.165 (1)	74.76		10:54:51.514	

BMCRC - MRO Championships 2024 - Rnd 7 @ Brands Hatch Indy

DFDS Yamaha Past Masters

QUALIFYING - SECTOR ANALYSIS



SECTOR 1 = FL to I1, SECTOR 2 = I1 to FL, DIFF = Difference To Personal Best Lap, P = Crossed Finish Line in Pit Lane, D = Time Disallowed

P21 73 C		Colvin TURNER		Yamaha TZR250 -			
IDEAL LAP TIME : 58.298		BEST LAP TIME : 58.298		DIFFERENCE : 0.000			
LAP	SECTOR 1	SECTOR 2	LAP TIME	MPH	DIFF	TIME OF DAY	
1 -	36.929	23.579	1:00.508	71.86	2.210	10:32:16.507	
2 -	36.556	23.936	1:00.492	71.88	2.194	10:33:16.999	
3 -	35.947	23.999	59.946	72.54	1.648	10:34:16.945	
4 -	35.179	23.119	58.298 (1)	74.59		10:35:15.243	
5 -	35.328	IN PIT	14:22.082 P	5.04	13:23.784	10:49:37.325	
6 -	OUTLAP	24.098	1:04.551	67.36	6.253	10:50:41.876	
7 -	35.487	23.354	58.841 (2)	73.90	0.543	10:51:40.717	
8 -	35.894	23.686	59.580 (3)	72.98	1.282	10:52:40.297	

P22 36 C		Phil ZANUTTO		Yamaha TZR250 - Westend garage/papyrus			
IDEAL LAP TIME : 1:00.090		BEST LAP TIME : 1:00.369		DIFFERENCE : 0.279			
LAP	SECTOR 1	SECTOR 2	LAP TIME	MPH	DIFF	TIME OF DAY	
1 -	40.240	25.546	1:05.786	66.10	5.417	10:32:34.254	
2 -	37.529	24.299	1:01.828	70.33	1.459	10:33:36.082	
3 -	37.833	24.827	1:02.660	69.40	2.291	10:34:38.742	
4 -	36.595	24.204	1:00.799 (2)	71.52	0.430	10:35:39.541	
5 -	43.965	IN PIT	14:00.757 P	5.17	13:00.388	10:49:40.298	
6 -	OUTLAP	25.519	1:08.767	63.23	8.398	10:50:49.065	
7 -	37.591	24.341	1:01.932	70.21	1.563	10:51:50.997	
8 -	36.029	24.340	1:00.369 (1)	72.03		10:52:51.366	
9 -	37.029	24.061	1:01.090 (3)	71.18	0.721	10:53:52.456	

P23 58 C		Ian STANLEY		Yamaha TZR 250 - Twistgrip Motorcycles			
IDEAL LAP TIME : 59.888		BEST LAP TIME : 1:00.891		DIFFERENCE : 1.003			
LAP	SECTOR 1	SECTOR 2	LAP TIME	MPH	DIFF	TIME OF DAY	
1 -	41.333	26.165	1:07.498	64.42	6.607	10:32:43.243	
2 -	38.565	24.311	1:02.876	69.16	1.985	10:33:46.119	
3 -	36.854	25.570	1:02.424 (3)	69.66	1.533	10:34:48.543	
4 -	37.440	24.318	1:01.758 (2)	70.41	0.867	10:35:50.301	
5 -	51.507	IN PIT	13:55.170 P	5.20	12:54.279	10:49:45.471	
6 -	OUTLAP	28.172	1:15.410	57.66	14.519	10:51:00.881	
7 -	38.845	25.553	1:04.398	67.52	3.507	10:52:05.279	
8 -	39.127	25.322	1:04.449	67.47	3.558	10:53:09.728	
9 -	36.918	23.973	1:00.891 (1)	71.41		10:54:10.619	

P24 100		Tom BARRETT		Yamaha TZR 250 - www.ypmrc.co.uk			
IDEAL LAP TIME : 1:00.904		BEST LAP TIME : 1:01.300		DIFFERENCE : 0.396			
LAP	SECTOR 1	SECTOR 2	LAP TIME	MPH	DIFF	TIME OF DAY	
1 -	40.216	26.912	1:07.128	64.78	5.828	10:32:41.570	
2 -	38.435	25.601	1:04.036	67.90	2.736	10:33:45.606	
3 -	38.159	26.252	1:04.411	67.51	3.111	10:34:50.017	
4 -	55.190	IN PIT	14:52.458 P	4.87	13:51.158	10:49:42.475	
5 -	OUTLAP	26.444	1:08.957	63.06	7.657	10:50:51.432	
6 -	38.034	24.879	1:02.913	69.12	1.613	10:51:54.345	
7 -	36.484	24.816	1:01.300 (1)	70.93		10:52:55.645	
8 -	37.115	25.096	1:02.211 (3)	69.90	0.911	10:53:57.856	
9 -	37.309	24.420	1:01.729 (2)	70.44	0.429	10:54:59.585	

P25 67 C		Mark BAILEY		Yamaha TZR - Elite Air conditioning Ltd. Hydroflow plumbing ltd			
IDEAL LAP TIME : 1:01.474		BEST LAP TIME : 1:01.474		DIFFERENCE : 0.000			
LAP	SECTOR 1	SECTOR 2	LAP TIME	MPH	DIFF	TIME OF DAY	
1 -	39.599	25.860	1:05.459	66.43	3.985	10:32:35.419	
2 -	38.526	24.980	1:03.506 (3)	68.47	2.032	10:33:38.925	
3 -	37.438	24.997	1:02.435 (2)	69.65	0.961	10:34:41.360	
4 -	37.023	24.451	1:01.474 (1)	70.73		10:35:42.834	

BMCRG - MRO Championships 2024 - Rnd 7 @ Brands Hatch Indy

DFDS Yamaha Past Masters

QUALIFYING - SECTOR ANALYSIS



SECTOR 1 = FL to I1, SECTOR 2 = I1 to FL, DIFF = Difference To Personal Best Lap, P = Crossed Finish Line in Pit Lane, D = Time Disallowed

P26		71 C		Tess BICKERSTAFF		Yamaha TZR250 - Len Whalin	
IDEAL LAP TIME : 1:05.034		BEST LAP TIME : 1:05.034		DIFFERENCE : 0.000			
LAP	SECTOR 1	SECTOR 2	LAP TIME	MPH	DIFF	TIME OF DAY	
1 -	40.101	25.941	1:06.042 (3)	65.84	1.008	10:32:27.559	
2 -	39.287	25.747	1:05.034 (1)	66.86		10:33:32.593	
3 -	40.235	26.382	1:06.617	65.27	1.583	10:34:39.210	
4 -	40.457	27.031	1:07.488	64.43	2.454	10:35:46.698	
5 -	50.387	IN PIT	13:56.397 P	5.19	12:51.363	10:49:43.095	
6 -	OUTLAP	27.108	1:14.378	58.46	9.344	10:50:57.473	
7 -	39.955	25.992	1:05.947 (2)	65.94	0.913	10:52:03.420	
8 -	40.067	26.642	1:06.709	65.18	1.675	10:53:10.129	
9 -	40.845	27.110	1:07.955	63.99	2.921	10:54:18.084	

P27		65		Nigel TERRY		Yamaha TZR250 - NTrap Garage Doors	
IDEAL LAP TIME : 1:05.110		BEST LAP TIME : 1:05.110		DIFFERENCE : 0.000			
LAP	SECTOR 1	SECTOR 2	LAP TIME	MPH	DIFF	TIME OF DAY	
1 -	42.735	26.322	1:09.057	62.97	3.947	10:32:29.396	
2 -	39.397	25.713	1:05.110 (1)	66.78		10:33:34.506	
3 -	39.624	26.983	1:06.607	65.28	1.497	10:34:41.113	
4 -	40.437	26.115	1:06.552 (3)	65.34	1.442	10:35:47.665	
5 -	49.850	IN PIT	13:55.165 P	5.20	12:50.055	10:49:42.830	
6 -	OUTLAP	27.284	1:13.789	58.93	8.679	10:50:56.619	
7 -	41.614	26.446	1:08.060	63.89	2.950	10:52:04.679	
8 -	39.860	26.422	1:06.282 (2)	65.60	1.172	10:53:10.961	
9 -	41.657	26.633	1:08.290	63.67	3.180	10:54:19.251	

P28		25 C		Stephen WIMBLE		Yamaha TZR 250 - S.B.W Contractor	
IDEAL LAP TIME : 1:05.331		BEST LAP TIME : 1:05.331		DIFFERENCE : 0.000			
LAP	SECTOR 1	SECTOR 2	LAP TIME	MPH	DIFF	TIME OF DAY	
1 -	42.679	27.834	1:10.513	61.67	5.182	10:32:41.475	
2 -	40.238	26.740	1:06.978	64.92	1.647	10:33:48.453	
3 -	39.044	26.287	1:05.331 (1)	66.56		10:34:53.784	
4 -	1:00.044	IN PIT	14:52.979 P	4.86	13:47.648	10:49:46.763	
5 -	OUTLAP	28.977	1:18.968	55.06	13.637	10:51:05.731	
6 -	41.986	26.920	1:08.906	63.10	3.575	10:52:14.637	
7 -	39.975	26.620	1:06.595 (3)	65.29	1.264	10:53:21.232	
8 -	39.634	26.492	1:06.126 (2)	65.76	0.795	10:54:27.358	

P29		20 R		Sara-Sophie OSTERHOLZER		Yamaha TZR 250 -	
IDEAL LAP TIME : 1:06.604		BEST LAP TIME : 1:07.215		DIFFERENCE : 0.611			
LAP	SECTOR 1	SECTOR 2	LAP TIME	MPH	DIFF	TIME OF DAY	
1 -	40.675	27.459	1:08.134 (3)	63.82	0.919	10:32:34.692	
2 -	40.798	26.478	1:07.276 (2)	64.63	0.061	10:33:41.968	
3 -	40.628	26.587	1:07.215 (1)	64.69		10:34:49.183	

BMCRC - MRO Championships 2024 - Rnd 7 @ Brands Hatch Indy

DFDS Yamaha Past Masters

QUALIFYING - BEST SECTORS

SECTOR 1				SECTOR 2				IDEAL / BEST COMPARISON				
POS	NO	NAME	TIME	NO	NAME	TIME	POS	NO	NAME	IDEAL	BEST	DIFF
									PERFECT LAP	53.595		
1	51	WHOLEY	32.075	51	WHOLEY	21.520	1	51	WHOLEY	53.595	53.745	0.150
2	8	BALL	32.541	99	HOGAN	21.916	2	8	BALL	54.594	54.657	0.063
3	74	WHITBY	32.564	4	HALIL	21.919	3	99	HOGAN	54.714	54.810	0.096
4	99	HOGAN	32.798	8	BALL	22.053	4	74	WHITBY	54.985	55.826	0.841
5	15	PERKINS	32.840	15	PERKINS	22.236	5	15	PERKINS	55.076	55.468	0.392
6	26	LEE	33.034	26	LEE	22.408	6	4	HALIL	55.374	55.783	0.409
7	85	WALES	33.233	74	WHITBY	22.421	7	26	LEE	55.442	55.550	0.108
8	4	HALIL	33.455	60	GOUGH	22.427	8	85	WALES	55.858	56.202	0.344
9	166	RIDLEY	33.564	29	CRIPPS	22.501	9	166	RIDLEY	56.077	56.107	0.030
10	29	CRIPPS	33.595	166	RIDLEY	22.513	10	29	CRIPPS	56.096	56.352	0.256
11	72	HAMILTON	33.839	72	HAMILTON	22.534	11	72	HAMILTON	56.373	56.415	0.042
12	70	BURSCOUGH	33.863	85	WALES	22.625	12	70	BURSCOUGH	56.684	57.131	0.447
13	52	FLUX	34.119	64	DAVIS	22.749	13	60	GOUGH	56.813	56.813	0.000
14	55	TOLAND	34.243	70	BURSCOUGH	22.821	14	52	FLUX	56.942	57.017	0.075
15	34	NIELD	34.336	52	FLUX	22.823	15	64	DAVIS	57.151	57.163	0.012
16	60	GOUGH	34.386	333	STUBBERFIELD	22.980	16	34	NIELD	57.384	57.474	0.090
17	64	DAVIS	34.402	34	NIELD	23.048	17	55	TOLAND	57.490	57.636	0.146
18	333	STUBBERFIELD	34.523	73	TURNER	23.119	18	333	STUBBERFIELD	57.503	57.503	0.000
19	46	MARSHALL	34.707	55	TOLAND	23.247	19	46	MARSHALL	58.033	58.033	0.000
20	84	ELLISON	34.787	46	MARSHALL	23.326	20	84	ELLISON	58.165	58.165	0.000
21	73	TURNER	35.179	84	ELLISON	23.378	21	73	TURNER	58.298	58.298	0.000
22	58	STANLEY	35.915	58	STANLEY	23.973	22	58	STANLEY	59.888	1:00.891	1.003
23	36	ZANUTTO	36.029	36	ZANUTTO	24.061	23	36	ZANUTTO	1:00.090	1:00.369	0.279
24	100	BARRETT	36.484	100	BARRETT	24.420	24	100	BARRETT	1:00.904	1:01.300	0.396
25	67	BAILEY	37.023	67	BAILEY	24.451	25	67	BAILEY	1:01.474	1:01.474	0.000
26	25	WIMBLE	39.044	65	TERRY	25.713	26	71	BICKERSTAFF	1:05.034	1:05.034	0.000
27	71	BICKERSTAFF	39.287	71	BICKERSTAFF	25.747	27	65	TERRY	1:05.110	1:05.110	0.000
28	65	TERRY	39.397	25	WIMBLE	26.287	28	25	WIMBLE	1:05.331	1:05.331	0.000
29	20	OSTERHOLZER	40.126	20	OSTERHOLZER	26.478	29	20	OSTERHOLZER	1:06.604	1:07.215	0.611

BMCRC - MRO Championships 2024 - Rnd 7 @ Brands Hatch Indy

DFDS Yamaha Past Masters

QUALIFYING - STATISTICS

Competitors Started 29
Planned Start 2024-09-21 @ 10:45:00.000
Actual Start 2024-09-21 @ 10:30:39.835
Finish Time
Track Length 1.2079mi.
Total Laps 257
Total Distance Covered 310.4420mi.

Session Fastest Lap History

NO	CL	NAME	LAP TIME	TIME OF DAY	LAP	VEHICLE
8		David BALL	54.982	10:32:02.246	1	Yamaha TZR250
8		David BALL	54.657	10:32:56.903	2	Yamaha TZR250
51		Kevin WHOLEY	53.745	10:35:28.815	4	Yamaha TZR

Flag History

TYPE	TIME OF DAY
GREEN	10:30:39.835
RED	10:35:52.600
GREEN	10:49:33.505
RED	10:55:04.155

Flag Statistics

TYPE	COUNT	TOTAL LAPS	TOTAL TIME
Green	2	11	10:43.415
Red	2	0	14:53.687
Safety Car	0	0	0.000
FCY	0	0	0.000

BMCRC - MRO Championships 2024 - Rnd 7 @ Brands Hatch Indy

DFDS Yamaha Past Masters

QUALIFYING - STATISTICS

CLASS :

13 Starters

Fastest Lap History

NO	NAME	LAP TIME	TIME OF DAY	LAP	VEHICLE
8	David BALL	54.982	10:32:02.246	1	Yamaha TZR250
8	David BALL	54.657	10:32:56.903	2	Yamaha TZR250
51	Kevin WHOLEY	53.745	10:35:28.815	4	Yamaha TZR

BMCRC - MRO Championships 2024 - Rnd 7 @ Brands Hatch Indy

DFDS Yamaha Past Masters

QUALIFYING - STATISTICS

CLASS : C

11 Starters

Fastest Lap History

NO	NAME	LAP TIME	TIME OF DAY	LAP	VEHICLE
52	Andy FLUX	1:00.333	10:32:11.370	1	Yamaha TZR 250
52	Andy FLUX	57.017	10:33:08.387	2	Yamaha TZR 250
72	John HAMILTON	56.415	10:51:37.991	7	Yamaha TRZ250

BMCRC - MRO Championships 2024 - Rnd 7 @ Brands Hatch Indy

DFDS Yamaha Past Masters

QUALIFYING - STATISTICS

CLASS : R

5 Starters

Fastest Lap History

NO	NAME	LAP TIME	TIME OF DAY	LAP	VEHICLE
64	Iain DAVIS	1:02.050	10:32:18.948	1	Yamaha TZR250
166	Tom RIDLEY	1:00.565	10:32:23.578	1	Yamaha
64	Iain DAVIS	59.967	10:33:18.915	2	Yamaha TZR250
166	Tom RIDLEY	57.437	10:33:21.015	2	Yamaha
166	Tom RIDLEY	56.613	10:35:15.295	4	Yamaha
166	Tom RIDLEY	56.201	10:53:45.232	9	Yamaha
166	Tom RIDLEY	56.107	10:54:41.339	10	Yamaha

BMCRC - MRO Championships 2024 - Rnd 7 @ Brands Hatch Indy

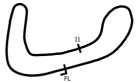
DFDS Yamaha Past Masters

RACE 8 - GRID (9 Laps)

ROW 10	29	20	1:07.215 Sara-Sophie OSTERHOLZER	28	25	1:05.331 Stephen WIMBLE			
ROW 9	27	65	1:05.110 Nigel TERRY	26	71	1:05.034 Tess BICKERSTAFF	25	67	1:01.474 Mark BAILEY
ROW 8	24	100	1:01.300 Tom BARRETT	23	58	1:00.891 Ian STANLEY	22	36	1:00.369 Phil ZANUTTO
ROW 7	21	73	58.298 Colvin TURNER	20	84	58.165 Bert ELLISON	19	46	58.033 Kevin MARSHALL
ROW 6	18	55	57.636 Paul TOLAND	17	333	57.503 Mark STUBBERFIELD	16	34	57.474 Paul NIELD
ROW 5	15	64	57.163 Iain DAVIS	14	70	57.131 Andrew BURSCOUGH	13	52	57.017 Andy FLUX
ROW 4	12	60	56.813 Danny GOUGH	11	72	56.415 John HAMILTON	10	29	56.352 Derek CRIPPS
ROW 3	9	85	56.202 Andrew WALES	8	166	56.107 Tom RIDLEY	7	74	55.826 Paul WHITBY
ROW 2	6	4	55.783 Denis HALIL	5	26	55.550 Damian LEE	4	15	55.468 Billy PERKINS
ROW 1	3	99	54.810 Calvin HOGAN	2	8	54.657 David BALL	1	51	53.745 Kevin WHOLEY
Pole									

These results are provisional until the conclusion of any judicial and technical matters.

Brands Hatch Indy: 1.2079 miles

Clerk Of Course:	Stewards:	Timekeeper: Richard Evans	
------------------	-----------	---------------------------	---

Results can be found at www.tsl-timing.com

Printed - 11:12 Saturday, 21 September 2024





BMCRC - MRO Championships 2024 - Rnd 7 @ Brands Hatch Indy

DFDS Yamaha Past Masters

RACE 8 - CLASSIFICATION

Race Distance: 9 Laps / 10.87 miles

POS	NO	CL	PIC	NAME	ENTRY	LAPS	TIME	GAP	DIFF	MPH	BEST	ON
1	1		1	Kevin WHOLEY	Yamaha TZR - Twistgrip Motorcycles	9	9:15.185			70.49	59.402	9
2	52	C	1	Andy FLUX	Yamaha TZR 250 - Mach 1 Automotive LTD	9	9:16.699	1.514	1.514	70.30	1:00.081	9
3	99		2	Calvin HOGAN	Yamaha TZR 250 - F.G Racing	9	9:29.628	14.443	12.929	68.70	1:00.713	5
4	4		3	Denis HALIL	Yamaha TZR250 - D & A AUTOS	9	9:35.025	19.840	5.397	68.06	1:01.933	9
5	64	R	1	Iain DAVIS	Yamaha TZR250 -	9	9:52.835	37.650	17.810	66.01	1:02.834	7
6	34	R	2	Paul NIELD	Yamaha TZR250 -	9	9:53.355	38.170	0.520	65.95	1:02.893	7
7	85		4	Andrew WALES	Yamaha TZR 250 - Show Control International	9	9:54.116	38.931	0.761	65.87	1:03.332	6
8	333	C	2	Mark STUBBERFIELD	Yamaha TZR250 - Polished concrete London	9	10:02.674	47.489	8.558	64.93	1:04.846	6
9	74		5	Paul WHITBY	Yamaha TZR 250 - Greybridge Ltd	9	10:12.084	56.899	9.410	63.94	1:06.154	8
10	26		6	Damian LEE	Yamaha TZR250 - Leed Autos	8	9:15.162	1 Lap	1 Lap	62.66	1:06.927	8
11	84	R	3	Bert ELLISON	Yamaha TZR250 - Ma n pa prentice	8	9:15.489	1 Lap	0.327	62.62	1:06.480	6
12	46	C	3	Kevin MARSHALL	Yamaha TZR250 - Stacey Processing	8	9:15.839	1 Lap	0.350	62.58	1:06.405	8
13	60	C	4	Danny GOUGH	Yamaha TZR 250 - G Force Motorcycles	8	9:15.922	1 Lap	0.083	62.57	1:06.930	8
14	20	R	4	Sara-Sophie OSTERHOLZER	Yamaha TZR 250 -	8	9:21.850	1 Lap	5.928	61.91	1:06.741	8
15	58	C	5	Ian STANLEY	Yamaha TZR 250 - Twistgrip Motorcycles	8	9:24.770	1 Lap	2.920	61.59	1:05.336	8
16	25	C	6	Stephen WIMBLE	Yamaha TZR 250 - S.B.W Contractor	8	9:31.637	1 Lap	6.867	60.85	1:09.070	4
17	73	C	7	Colvin TURNER	Yamaha TZR250 -	8	9:33.289	1 Lap	1.652	60.68	1:07.690	8
18	71	C	8	Tess BICKERSTAFF	Yamaha TZR250 - Len Whalin	8	9:35.310	1 Lap	2.021	60.46	1:09.171	8
19	65		7	Nigel TERRY	Yamaha TZR250 - NTrap Garage Doors	8	9:35.769	1 Lap	0.459	60.42	1:09.123	8
20	36	C	9	Phil ZANUTTO	Yamaha TZR250 - Westend garage/papyrus	8	9:44.225	1 Lap	8.456	59.54	1:08.396	6
21	67	C	10	Mark BAILEY	Yamaha TZR - Elite Air conditioning Ltd. Hydroflow plumbing	8	9:53.500	1 Lap	9.275	58.61	1:12.270	8
22	100		8	Tom BARRETT	Yamaha TZR 250 - www.ypmrc.co.uk	8	9:53.887	1 Lap	0.387	58.57	1:11.900	6

NOT CLASSIFIED

DNF	70			Andrew BURSCOUGH	Yamaha YPVS 350 - Mad biker designs/Martitanium	8	8:27.340	1 Lap		68.57	1:01.458	8
DNF	72	C		John HAMILTON	Yamaha TRZ250 - LW Racing	3	3:31.642	6 Laps	5 Laps	61.64	1:07.932	3
DNF	55			Paul TOLAND	Yamaha TZR250 - Kippers keys	1	1:23.514	8 Laps	2 Laps	52.07		

NOT STARTED

NS	8			David BALL	Yamaha TZR250 - Gardiner Page and Roe pension consulta							
----	---	--	--	------------	--	--	--	--	--	--	--	--

FASTEST LAP

1				Kevin WHOLEY	Yamaha TZR - Twistgrip Motorcycles	9	59.402		73.20 mph		117.81 kph	
52	C			Andy FLUX	Yamaha TZR 250 - Mach 1 Automotive LTD	9	1:00.081		72.37 mph		116.48 kph	
64	R			Iain DAVIS	Yamaha TZR250 -	7	1:02.834		69.20 mph		111.37 kph	

Comments:

Class - 92.5% of Race Speed = 65.20 mph
 Class C - 92.5% of Race Speed = 65.02 mph
 Class R - 92.5% of Race Speed = 61.05 mph

Weather / Track : Cloudy / Damp

Date: 21/09/2024 Start: 14:34 Finish: 14:43

These results are provisional until the conclusion of any judicial and technical matters.

Brands Hatch Indy: 1.2079 miles

Clerk Of Course:	Stewards:	Timekeeper: Richard Evans	
------------------	-----------	---------------------------	--

Results can be found at www.tsl-timing.com

Printed - 14:46 Saturday, 21 September 2024



BMCRC - MRO Championships 2024 - Rnd 7 @ Brands Hatch Indy

DFDS Yamaha Past Masters

RACE 8 - LAP CHART

LAP 1 @ 14:35:37.350

NO	BEHIND	LAP TIME
52		1:10.090
1	0.098	1:10.188
99	0.191	1:10.281
85	0.542	1:10.632
70	1.452	1:11.542
4	1.548	1:11.638
74	3.993	1:14.083
26	4.381	1:14.471
34	4.914	1:15.004
64	5.037	1:15.127
72	5.360	1:15.450
333	6.376	1:16.466
60	6.512	1:16.602
84	7.887	1:17.977
46	9.097	1:19.187
73	9.831	1:19.921
20	10.623	1:20.713
65	11.054	1:21.144
67	12.326	1:22.416
25	12.420	1:22.510
58	12.680	1:22.770
71	12.783	1:22.873
55	13.424	1:23.514
100	14.064	1:24.154
36	15.832	1:25.922

LAP 2 @ 14:36:38.959

NO	BEHIND	LAP TIME
52		1:01.609
1	1.283	1:02.794
99	2.037	1:03.455
85	2.633	1:03.700
70	2.647	1:02.804
4	4.335	1:04.396
74	10.080	1:07.696
64	10.381	1:06.953
34	10.626	1:07.321
333	11.705	1:06.938
26	11.937	1:09.165
72	12.011	1:08.260
60	13.990	1:09.087
84	15.789	1:09.511
46	16.824	1:09.336
20	19.894	1:10.880
73	20.173	1:11.951
65	20.611	1:11.166
25	21.409	1:10.598
71	22.258	1:11.084
58	23.803	1:12.732
67	24.271	1:13.554
100	25.920	1:13.465
36	28.811	1:14.588

LAP 3 @ 14:37:40.670

NO	BEHIND	LAP TIME
52		1:01.711
1	0.467	1:00.895
99	2.348	1:02.022
70	3.330	1:02.394
4	5.166	1:02.542
85	5.585	1:04.663
64	14.564	1:05.894

34	15.193	1:06.278
74	16.384	1:08.015
333	16.648	1:06.654
72	18.232	1:07.932
26	19.326	1:09.100
60	20.491	1:08.212
46	24.202	1:09.089
84	25.496	1:11.418
20	27.181	1:08.998
65	29.628	1:10.728
25	29.962	1:10.264
73	30.866	1:12.404
71	31.089	1:10.542
58	31.360	1:09.268
67	36.100	1:13.540
100	36.872	1:12.663
36	40.266	1:13.166

LAP 4 @ 14:38:41.239

NO	BEHIND	LAP TIME
52		1:00.569
1	0.487	1:00.589
99	3.680	1:01.901
70	4.994	1:02.233
4	7.934	1:03.337
85	15.511	1:10.495
34	19.675	1:05.051
64	19.678	1:05.683
333	21.896	1:05.817
74	23.411	1:07.596
26	28.097	1:09.340
60	28.414	1:08.492
46	32.139	1:08.506
84	33.565	1:08.638
20	35.294	1:08.682
25	38.463	1:09.070
65	39.379	1:10.320
71	40.280	1:09.760
73	40.628	1:10.331
58	40.740	1:09.949
67	48.963	1:13.432
100	49.142	1:12.839
36	50.828	1:11.131

LAP 5 @ 14:39:41.550

NO	BEHIND	LAP TIME
52		1:00.311
1	0.386	1:00.210
99	4.082	1:00.713
70	6.453	1:01.770
4	10.698	1:03.075
85	21.352	1:06.152
64	23.642	1:04.275
34	23.966	1:04.602
333	26.834	1:05.249
74	30.180	1:07.080
60	36.955	1:08.852
26	37.545	1:09.759
46	39.636	1:07.808
84	40.429	1:07.175
20	43.438	1:08.455
25	47.917	1:09.765
65	49.765	1:10.697
71	49.997	1:10.028
58	50.145	1:09.716

73	50.762	1:10.445
----	--------	----------

LAP 6 @ 14:40:42.692

NO	BEHIND	LAP TIME
52		1:01.142
1	0.126	1:00.882
67	1 Lap	1:12.857
36	1 Lap	1:11.197
100	1 Lap	1:13.465
99	4.392	1:01.452
70	7.605	1:02.294
4	11.518	1:01.962
85	23.542	1:03.332
64	25.912	1:03.412
34	27.364	1:04.540
333	30.538	1:04.846
74	35.876	1:06.838
60	45.057	1:09.244
26	45.344	1:08.941
84	45.767	1:06.480
46	46.693	1:08.199
20	51.263	1:08.967
25	56.184	1:09.409
58	56.233	1:07.230
71	59.595	1:10.740
73	59.921	1:10.301

LAP 7 @ 14:41:42.900

NO	BEHIND	LAP TIME
1		1:00.082
52	0.126	1:00.334
65	1 Lap	1:12.004
99	7.732	1:03.548
36	1 Lap	1:08.396
70	10.242	1:02.845
67	1 Lap	1:12.393
100	1 Lap	1:11.900
4	14.369	1:03.059
85	26.934	1:03.600
64	28.538	1:02.834
34	30.049	1:02.893
333	35.738	1:05.408
74	42.419	1:06.751
26	52.595	1:07.459
84	53.286	1:07.727
60	53.352	1:08.503
46	53.794	1:07.309
20	59.469	1:08.414

LAP 8 @ 14:42:43.043

NO	BEHIND	LAP TIME
1		1:00.143
52	0.835	1:00.852
58	1 Lap	1:07.769
25	1 Lap	1:09.858
73	1 Lap	1:10.246
99	9.893	1:02.304
71	1 Lap	1:11.112
65	1 Lap	1:10.587
70	11.557	1:01.458
4	17.309	1:03.083
36	1 Lap	1:09.569
100	1 Lap	1:12.651
67	1 Lap	1:13.038

64	31.654	1:03.259
85	31.706	1:04.915
34	32.802	1:02.896
333	41.182	1:05.587
74	48.430	1:06.154
26	59.379	1:06.927

LAP 9 @ 14:43:42.445

NO	BEHIND	LAP TIME
1		59.402
84	1 Lap	1:06.563
46	1 Lap	1:06.405
60	1 Lap	1:06.930
52	1.514	1:00.081
20	1 Lap	1:06.741
58	1 Lap	1:05.336
99	14.443	1:03.952
25	1 Lap	1:10.163
73	1 Lap	1:07.690
4	19.840	1:01.933
71	1 Lap	1:09.171
65	1 Lap	1:09.123
36	1 Lap	1:10.256
64	37.650	1:05.398
34	38.170	1:04.770
67	1 Lap	1:12.270
100	1 Lap	1:12.750
85	38.931	1:06.627
333	47.489	1:05.709
74	56.899	1:07.871

BMCRC - MRO Championships 2024 - Rnd 7 @ Brands Hatch Indy

DFDS Yamaha Past Masters

RACE 8 - POSITION CHART

No	Name	Lap Pos									
			1	2	3	4	5	6	7	8	9
4	HALIL	1	52	52	52	52	52	52	1	1	1
8	BALL	2	1	1	1	1	1	1	52	52	52
26	LEE	3	99	99	99	99	99	99	99	99	99
1	WHOLEY	4	85	85	70	70	70	70	70	70	4
55	TOLAND	5	70	70	4	4	4	4	4	4	64
65	TERRY	6	4	4	85	85	85	85	85	64	34
70	BURSCOUGH	7	74	74	64	34	64	64	64	85	85
74	WHITBY	8	26	64	34	64	34	34	34	34	333
85	WALES	9	34	34	74	333	333	333	333	333	74
99	HOGAN	10	64	333	333	74	74	74	74	74	
100	BARRETT	11	72	26	72	26	60	60	26	26	
25	WIMBLE	12	333	72	26	60	26	26	84	84	
36	ZANUTTO	13	60	60	60	46	46	84	60	46	
46	MARSHALL	14	84	84	46	84	84	46	46	60	
52	FLUX	15	46	46	84	20	20	20	20	20	
58	STANLEY	16	73	20	20	25	25	25	58	58	
60	GOUGH	17	20	73	65	65	65	58	25	25	
67	BAILEY	18	65	65	25	71	71	71	73	73	
71	BICKERSTAFF	19	67	25	73	73	58	73	71	71	
72	HAMILTON	20	25	71	71	58	73	65	65	65	
73	TURNER	21	58	58	58	67	67	36	36	36	
333	STUBBERFIELD	22	71	67	67	100	36	67	100	67	
20	OSTERHOLZER	23	55	100	100	36	100	100	67	100	
34	NIELD	24	100	36	36						
64	DAVIS	25	36								
84	ELLISON	26									

BMCRC - MRO Championships 2024 - Rnd 7 @ Brands Hatch Indy

DFDS Yamaha Past Masters

RACE 8 - SECTOR ANALYSIS



SECTOR 1 = FL to I1, SECTOR 2 = I1 to FL, DIFF = Difference To Personal Best Lap, P = Crossed Finish Line in Pit Lane, D = Time Disallowed

P1		1		Kevin WHOLEY		Yamaha TZR - Twistgrip Motorcycles	
IDEAL LAP TIME : 59.279		BEST LAP TIME : 59.402		DIFFERENCE : 0.123			
LAP	SECTOR 1	SECTOR 2	LAP TIME	MPH	DIFF	TIME OF DAY	
1 -		26.117	1:10.188	61.95	10.786	14:35:37.448	
2 -	38.105	24.689	1:02.794	69.25	3.392	14:36:40.242	
3 -	36.498	24.397	1:00.895	71.41	1.493	14:37:41.137	
4 -	36.300	24.289	1:00.589	71.77	1.187	14:38:41.726	
5 -	36.196	24.014	1:00.210	72.22	0.808	14:39:41.936	
6 -	36.355	24.527	1:00.882	71.42	1.480	14:40:42.818	
7 -	35.984	24.098	1:00.082 (2)	72.37	0.680	14:41:42.900	
8 -	35.929	24.214	1:00.143 (3)	72.30	0.741	14:42:43.043	
9 -	35.265	24.137	59.402 (1)	73.20		14:43:42.445	

P2		52 C		Andy FLUX		Yamaha TZR 250 - Mach 1 Automotive LTD	
IDEAL LAP TIME : 59.921		BEST LAP TIME : 1:00.081		DIFFERENCE : 0.160			
LAP	SECTOR 1	SECTOR 2	LAP TIME	MPH	DIFF	TIME OF DAY	
1 -		25.716	1:10.090	62.04	10.009	14:35:37.350	
2 -	36.641	24.968	1:01.609	70.58	1.528	14:36:38.959	
3 -	36.738	24.973	1:01.711	70.46	1.630	14:37:40.670	
4 -	36.215	24.354	1:00.569	71.79	0.488	14:38:41.239	
5 -	35.874	24.437	1:00.311 (2)	72.10	0.230	14:39:41.550	
6 -	36.213	24.929	1:01.142	71.12	1.061	14:40:42.692	
7 -	35.631	24.703	1:00.334 (3)	72.07	0.253	14:41:43.026	
8 -	36.322	24.530	1:00.852	71.46	0.771	14:42:43.878	
9 -	35.791	24.290	1:00.081 (1)	72.37		14:43:43.959	

P3		99		Calvin HOGAN		Yamaha TZR 250 - F.G Racing	
IDEAL LAP TIME : 1:00.713		BEST LAP TIME : 1:00.713		DIFFERENCE : 0.000			
LAP	SECTOR 1	SECTOR 2	LAP TIME	MPH	DIFF	TIME OF DAY	
1 -		25.642	1:10.281	61.87	9.568	14:35:37.541	
2 -	38.479	24.976	1:03.455	68.53	2.742	14:36:40.996	
3 -	37.131	24.891	1:02.022	70.11	1.309	14:37:43.018	
4 -	37.214	24.687	1:01.901 (3)	70.25	1.188	14:38:44.919	
5 -	36.348	24.365	1:00.713 (1)	71.62		14:39:45.632	
6 -	36.813	24.639	1:01.452 (2)	70.76	0.739	14:40:47.084	
7 -	37.698	25.850	1:03.548	68.43	2.835	14:41:50.632	
8 -	36.924	25.380	1:02.304	69.79	1.591	14:42:52.936	
9 -	37.579	26.373	1:03.952	67.99	3.239	14:43:56.888	

P4		4		Denis HALIL		Yamaha TZR250 - D & A AUTOS	
IDEAL LAP TIME : 1:01.885		BEST LAP TIME : 1:01.933		DIFFERENCE : 0.048			
LAP	SECTOR 1	SECTOR 2	LAP TIME	MPH	DIFF	TIME OF DAY	
1 -		26.476	1:11.638	60.70	9.705	14:35:38.898	
2 -	38.872	25.524	1:04.396	67.52	2.463	14:36:43.294	
3 -	37.328	25.214	1:02.542 (3)	69.53	0.609	14:37:45.836	
4 -	37.902	25.435	1:03.337	68.65	1.404	14:38:49.173	
5 -	37.736	25.339	1:03.075	68.94	1.142	14:39:52.248	
6 -	37.001	24.961	1:01.962 (2)	70.18	0.029	14:40:54.210	
7 -	37.627	25.432	1:03.059	68.96	1.126	14:41:57.269	
8 -	37.954	25.129	1:03.083	68.93	1.150	14:43:00.352	
9 -	36.924	25.009	1:01.933 (1)	70.21		14:44:02.285	

BMCRG - MRO Championships 2024 - Rnd 7 @ Brands Hatch Indy

DFDS Yamaha Past Masters

RACE 8 - SECTOR ANALYSIS



SECTOR 1 = FL to I1, SECTOR 2 = I1 to FL, DIFF = Difference To Personal Best Lap, P = Crossed Finish Line in Pit Lane, D = Time Disallowed

P5		64 R		Iain DAVIS		Yamaha TZR250 -	
IDEAL LAP TIME : 1:02.834		BEST LAP TIME : 1:02.834		DIFFERENCE : 0.000			
LAP	SECTOR 1	SECTOR 2	LAP TIME	MPH	DIFF	TIME OF DAY	
1 -		27.227	1:15.127	57.88	12.293	14:35:42.387	
2 -	40.952	26.001	1:06.953	64.95	4.119	14:36:49.340	
3 -	39.869	26.025	1:05.894	65.99	3.060	14:37:55.234	
4 -	39.708	25.975	1:05.683	66.20	2.849	14:39:00.917	
5 -	38.986	25.289	1:04.275	67.65	1.441	14:40:05.192	
6 -	38.275	25.137	1:03.412 (3)	68.57	0.578	14:41:08.604	
7 -	37.820	25.014	1:02.834 (1)	69.20		14:42:11.438	
8 -	37.829	25.430	1:03.259 (2)	68.74	0.425	14:43:14.697	
9 -	38.755	26.643	1:05.398	66.49	2.564	14:44:20.095	

P6		34 R		Paul NIELD		Yamaha TZR250 -	
IDEAL LAP TIME : 1:02.579		BEST LAP TIME : 1:02.893		DIFFERENCE : 0.314			
LAP	SECTOR 1	SECTOR 2	LAP TIME	MPH	DIFF	TIME OF DAY	
1 -		27.405	1:15.004	57.97	12.111	14:35:42.264	
2 -	40.231	27.090	1:07.321	64.59	4.428	14:36:49.585	
3 -	39.325	26.953	1:06.278	65.61	3.385	14:37:55.863	
4 -	38.800	26.251	1:05.051	66.84	2.158	14:39:00.914	
5 -	38.574	26.028	1:04.602	67.31	1.709	14:40:05.516	
6 -	38.628	25.912	1:04.540 (3)	67.37	1.647	14:41:10.056	
7 -	37.464	25.429	1:02.893 (1)	69.14		14:42:12.949	
8 -	37.150	25.746	1:02.896 (2)	69.13	0.003	14:43:15.845	
9 -	37.666	27.104	1:04.770	67.13	1.877	14:44:20.615	

P7		85		Andrew WALES		Yamaha TZR 250 - Show Control International	
IDEAL LAP TIME : 1:02.230		BEST LAP TIME : 1:03.332		DIFFERENCE : 1.102			
LAP	SECTOR 1	SECTOR 2	LAP TIME	MPH	DIFF	TIME OF DAY	
1 -		25.768	1:10.632	61.56	7.300	14:35:37.892	
2 -	38.411	25.289	1:03.700 (3)	68.26	0.368	14:36:41.592	
3 -	36.941	27.722	1:04.663	67.25	1.331	14:37:46.255	
4 -	41.904	28.591	1:10.495	61.68	7.163	14:38:56.750	
5 -	40.218	25.934	1:06.152	65.73	2.820	14:40:02.902	
6 -	37.675	25.657	1:03.332 (1)	68.66		14:41:06.234	
7 -	37.903	25.697	1:03.600 (2)	68.37	0.268	14:42:09.834	
8 -	39.017	25.898	1:04.915	66.98	1.583	14:43:14.749	
9 -	39.663	26.964	1:06.627	65.26	3.295	14:44:21.376	

P8		333 C		Mark STUBBERFIELD		Yamaha TZR250 - Polished concrete London	
IDEAL LAP TIME : 1:04.784		BEST LAP TIME : 1:04.846		DIFFERENCE : 0.062			
LAP	SECTOR 1	SECTOR 2	LAP TIME	MPH	DIFF	TIME OF DAY	
1 -		28.239	1:16.466	56.86	11.620	14:35:43.726	
2 -	40.282	26.656	1:06.938	64.96	2.092	14:36:50.664	
3 -	39.358	27.296	1:06.654	65.24	1.808	14:37:57.318	
4 -	39.470	26.347	1:05.817	66.07	0.971	14:39:03.135	
5 -	39.137	26.112	1:05.249 (2)	66.64	0.403	14:40:08.384	
6 -	38.672	26.174	1:04.846 (1)	67.06		14:41:13.230	
7 -	39.129	26.279	1:05.408 (3)	66.48	0.562	14:42:18.638	
8 -	38.886	26.701	1:05.587	66.30	0.741	14:43:24.225	
9 -	39.133	26.576	1:05.709	66.17	0.863	14:44:29.934	

BMCRC - MRO Championships 2024 - Rnd 7 @ Brands Hatch Indy

DFDS Yamaha Past Masters

RACE 8 - SECTOR ANALYSIS



SECTOR 1 = FL to I1, SECTOR 2 = I1 to FL, DIFF = Difference To Personal Best Lap, P = Crossed Finish Line in Pit Lane, D = Time Disallowed

P9 74		Paul WHITBY		Yamaha TZR 250 - Greybridge Ltd			
IDEAL LAP TIME : 1:06.063		BEST LAP TIME : 1:06.154		DIFFERENCE : 0.091			
LAP	SECTOR 1	SECTOR 2	LAP TIME	MPH	DIFF	TIME OF DAY	
1 -		27.473	1:14.083	58.69	7.929	14:35:41.343	
2 -	40.597	27.099	1:07.696	64.23	1.542	14:36:49.039	
3 -	40.718	27.297	1:08.015	63.93	1.861	14:37:57.054	
4 -	40.524	27.072	1:07.596	64.33	1.442	14:39:04.650	
5 -	40.255	26.825	1:07.080	64.82	0.926	14:40:11.730	
6 -	39.807	27.031	1:06.838 (3)	65.06	0.684	14:41:18.568	
7 -	40.081	26.670	1:06.751 (2)	65.14	0.597	14:42:25.319	
8 -	39.393	26.761	1:06.154 (1)	65.73		14:43:31.473	
9 -	39.718	28.153	1:07.871	64.07	1.717	14:44:39.344	

P10 26		Damian LEE		Yamaha TZR250 - Leed Autos			
IDEAL LAP TIME : 1:06.655		BEST LAP TIME : 1:06.927		DIFFERENCE : 0.272			
LAP	SECTOR 1	SECTOR 2	LAP TIME	MPH	DIFF	TIME OF DAY	
1 -		27.340	1:14.471	58.39	7.544	14:35:41.731	
2 -	41.816	27.349	1:09.165	62.87	2.238	14:36:50.896	
3 -	41.608	27.492	1:09.100	62.93	2.173	14:37:59.996	
4 -	41.527	27.813	1:09.340	62.71	2.413	14:39:09.336	
5 -	41.518	28.241	1:09.759	62.33	2.832	14:40:19.095	
6 -	40.930	28.011	1:08.941 (3)	63.07	2.014	14:41:28.036	
7 -	40.503	26.956	1:07.459 (2)	64.46	0.532	14:42:35.495	
8 -	39.699	27.228	1:06.927 (1)	64.97		14:43:42.422	

P11 84 R		Bert ELLISON		Yamaha TZR250 - Ma n pa prentice			
IDEAL LAP TIME : 1:05.909		BEST LAP TIME : 1:06.480		DIFFERENCE : 0.571			
LAP	SECTOR 1	SECTOR 2	LAP TIME	MPH	DIFF	TIME OF DAY	
1 -		28.369	1:17.977	55.76	11.497	14:35:45.237	
2 -	41.776	27.735	1:09.511	62.55	3.031	14:36:54.748	
3 -	43.414	28.004	1:11.418	60.88	4.938	14:38:06.166	
4 -	40.706	27.932	1:08.638	63.35	2.158	14:39:14.804	
5 -	40.429	26.746	1:07.175 (3)	64.73	0.695	14:40:21.979	
6 -	39.163	27.317	1:06.480 (1)	65.41		14:41:28.459	
7 -	40.394	27.333	1:07.727	64.20	1.247	14:42:36.186	
8 -	39.245	27.318	1:06.563 (2)	65.33	0.083	14:43:42.749	

P12 46 C		Kevin MARSHALL		Yamaha TZR250 - Stacey Processing			
IDEAL LAP TIME : 1:06.405		BEST LAP TIME : 1:06.405		DIFFERENCE : 0.000			
LAP	SECTOR 1	SECTOR 2	LAP TIME	MPH	DIFF	TIME OF DAY	
1 -		28.617	1:19.187	54.91	12.782	14:35:46.447	
2 -	41.642	27.694	1:09.336	62.71	2.931	14:36:55.783	
3 -	41.276	27.813	1:09.089	62.94	2.684	14:38:04.872	
4 -	41.143	27.363	1:08.506	63.47	2.101	14:39:13.378	
5 -	40.511	27.297	1:07.808 (3)	64.13	1.403	14:40:21.186	
6 -	40.740	27.459	1:08.199	63.76	1.794	14:41:29.385	
7 -	40.359	26.950	1:07.309 (2)	64.60	0.904	14:42:36.694	
8 -	39.576	26.829	1:06.405 (1)	65.48		14:43:43.099	

P13 60 C		Danny GOUGH		Yamaha TZR 250 - G Force Motorcycles			
IDEAL LAP TIME : 1:06.930		BEST LAP TIME : 1:06.930		DIFFERENCE : 0.000			
LAP	SECTOR 1	SECTOR 2	LAP TIME	MPH	DIFF	TIME OF DAY	
1 -		28.280	1:16.602	56.76	9.672	14:35:43.862	
2 -	41.831	27.256	1:09.087	62.94	2.157	14:36:52.949	
3 -	41.061	27.151	1:08.212 (2)	63.75	1.282	14:38:01.161	
4 -	40.803	27.689	1:08.492 (3)	63.49	1.562	14:39:09.653	
5 -	41.182	27.670	1:08.852	63.15	1.922	14:40:18.505	
6 -	41.185	28.059	1:09.244	62.80	2.314	14:41:27.749	
7 -	41.396	27.107	1:08.503	63.48	1.573	14:42:36.252	
8 -	40.150	26.780	1:06.930 (1)	64.97		14:43:43.182	

BMCRC - MRO Championships 2024 - Rnd 7 @ Brands Hatch Indy

DFDS Yamaha Past Masters

RACE 8 - SECTOR ANALYSIS



SECTOR 1 = FL to I1, SECTOR 2 = I1 to FL, DIFF = Difference To Personal Best Lap, P = Crossed Finish Line in Pit Lane, D = Time Disallowed

P14		20 R		Sara-Sophie OSTERHOLZER		Yamaha TZR 250 -	
IDEAL LAP TIME : 1:06.741		BEST LAP TIME : 1:06.741		DIFFERENCE : 0.000			
LAP	SECTOR 1	SECTOR 2	LAP TIME	MPH	DIFF	TIME OF DAY	
1 -		28.422	1:20.713	53.87	13.972	14:35:47.973	
2 -	42.837	28.043	1:10.880	61.35	4.139	14:36:58.853	
3 -	41.804	27.194	1:08.998	63.02	2.257	14:38:07.851	
4 -	41.258	27.424	1:08.682	63.31	1.941	14:39:16.533	
5 -	41.423	27.032	1:08.455 (3)	63.52	1.714	14:40:24.988	
6 -	41.628	27.339	1:08.967	63.05	2.226	14:41:33.955	
7 -	41.260	27.154	1:08.414 (2)	63.56	1.673	14:42:42.369	
8 -	40.010	26.731	1:06.741 (1)	65.15		14:43:49.110	

P15		58 C		Ian STANLEY		Yamaha TZR 250 - Twistgrip Motorcycles	
IDEAL LAP TIME : 1:05.336		BEST LAP TIME : 1:05.336		DIFFERENCE : 0.000			
LAP	SECTOR 1	SECTOR 2	LAP TIME	MPH	DIFF	TIME OF DAY	
1 -		29.506	1:22.770	52.53	17.434	14:35:50.030	
2 -	45.062	27.670	1:12.732	59.78	7.396	14:37:02.762	
3 -	41.192	28.076	1:09.268	62.77	3.932	14:38:12.030	
4 -	42.119	27.830	1:09.949	62.16	4.613	14:39:21.979	
5 -	41.958	27.758	1:09.716	62.37	4.380	14:40:31.695	
6 -	40.649	26.581	1:07.230 (2)	64.68	1.894	14:41:38.925	
7 -	41.834	25.935	1:07.769 (3)	64.16	2.433	14:42:46.694	
8 -	39.498	25.838	1:05.336 (1)	66.55		14:43:52.030	

P16		25 C		Stephen WIMBLE		Yamaha TZR 250 - S.B.W Contractor	
IDEAL LAP TIME : 1:08.855		BEST LAP TIME : 1:09.070		DIFFERENCE : 0.215			
LAP	SECTOR 1	SECTOR 2	LAP TIME	MPH	DIFF	TIME OF DAY	
1 -		29.050	1:22.510	52.70	13.440	14:35:49.770	
2 -	42.491	28.107	1:10.598	61.59	1.528	14:37:00.368	
3 -	42.505	27.759	1:10.264	61.88	1.194	14:38:10.632	
4 -	41.168	27.902	1:09.070 (1)	62.95		14:39:19.702	
5 -	41.746	28.019	1:09.765 (3)	62.33	0.695	14:40:29.467	
6 -	41.480	27.929	1:09.409 (2)	62.65	0.339	14:41:38.876	
7 -	42.171	27.687	1:09.858	62.24	0.788	14:42:48.734	
8 -	41.457	28.706	1:10.163	61.97	1.093	14:43:58.897	

P17		73 C		Colvin TURNER		Yamaha TZR250 -	
IDEAL LAP TIME : 1:07.632		BEST LAP TIME : 1:07.690		DIFFERENCE : 0.058			
LAP	SECTOR 1	SECTOR 2	LAP TIME	MPH	DIFF	TIME OF DAY	
1 -		28.693	1:19.921	54.41	12.231	14:35:47.181	
2 -	43.717	28.234	1:11.951	60.43	4.261	14:36:59.132	
3 -	43.861	28.543	1:12.404	60.06	4.714	14:38:11.536	
4 -	42.308	28.023	1:10.331	61.83	2.641	14:39:21.867	
5 -	42.940	27.505	1:10.445	61.73	2.755	14:40:32.312	
6 -	42.856	27.445	1:10.301 (3)	61.85	2.611	14:41:42.613	
7 -	42.298	27.948	1:10.246 (2)	61.90	2.556	14:42:52.859	
8 -	40.187	27.503	1:07.690 (1)	64.24		14:44:00.549	

P18		71 C		Tess BICKERSTAFF		Yamaha TZR250 - Len Whalin	
IDEAL LAP TIME : 1:08.399		BEST LAP TIME : 1:09.171		DIFFERENCE : 0.772			
LAP	SECTOR 1	SECTOR 2	LAP TIME	MPH	DIFF	TIME OF DAY	
1 -		29.995	1:22.873	52.47	13.702	14:35:50.133	
2 -	43.960	27.124	1:11.084	61.17	1.913	14:37:01.217	
3 -	42.419	28.123	1:10.542	61.64	1.371	14:38:11.759	
4 -	42.053	27.707	1:09.760 (2)	62.33	0.589	14:39:21.519	
5 -	42.135	27.893	1:10.028 (3)	62.09	0.857	14:40:31.547	
6 -	42.887	27.853	1:10.740	61.47	1.569	14:41:42.287	
7 -	42.358	28.754	1:11.112	61.15	1.941	14:42:53.399	
8 -	41.275	27.896	1:09.171 (1)	62.86		14:44:02.570	

BMCRC - MRO Championships 2024 - Rnd 7 @ Brands Hatch Indy

DFDS Yamaha Past Masters

RACE 8 - SECTOR ANALYSIS



SECTOR 1 = FL to I1, SECTOR 2 = I1 to FL, DIFF = Difference To Personal Best Lap, P = Crossed Finish Line in Pit Lane, D = Time Disallowed

P19 65		Nigel TERRY		Yamaha TZR250 - NTrap Garage Doors			
IDEAL LAP TIME : 1:09.123		BEST LAP TIME : 1:09.123		DIFFERENCE : 0.000			
LAP	SECTOR 1	SECTOR 2	LAP TIME	MPH	DIFF	TIME OF DAY	
1 -		28.490	1:21.144	53.59	12.021	14:35:48.404	
2 -	42.999	28.167	1:11.166	61.10	2.043	14:36:59.570	
3 -	42.916	27.812	1:10.728	61.48	1.605	14:38:10.298	
4 -	42.069	28.251	1:10.320 (2)	61.84	1.197	14:39:20.618	
5 -	42.298	28.399	1:10.697	61.51	1.574	14:40:31.315	
6 -	43.516	28.488	1:12.004	60.39	2.881	14:41:43.319	
7 -	42.193	28.394	1:10.587 (3)	61.60	1.464	14:42:53.906	
8 -	41.663	27.460	1:09.123 (1)	62.91		14:44:03.029	

P20 36 C		Phil ZANUTTO		Yamaha TZR250 - Westend garage/papyrus			
IDEAL LAP TIME : 1:08.396		BEST LAP TIME : 1:08.396		DIFFERENCE : 0.000			
LAP	SECTOR 1	SECTOR 2	LAP TIME	MPH	DIFF	TIME OF DAY	
1 -		30.530	1:25.922	50.61	17.526	14:35:53.182	
2 -	45.444	29.144	1:14.588	58.30	6.192	14:37:07.770	
3 -	43.683	29.483	1:13.166	59.43	4.770	14:38:20.936	
4 -	42.899	28.232	1:11.131	61.13	2.735	14:39:32.067	
5 -	42.452	28.745	1:11.197	61.07	2.801	14:40:43.264	
6 -	40.819	27.577	1:08.396 (1)	63.57		14:41:51.660	
7 -	41.389	28.180	1:09.569 (2)	62.50	1.173	14:43:01.229	
8 -	41.971	28.285	1:10.256 (3)	61.89	1.860	14:44:11.485	

P21 67 C		Mark BAILEY		Yamaha TZR - Elite Air conditioning Ltd. Hydroflow plumbing ltd			
IDEAL LAP TIME : 1:10.988		BEST LAP TIME : 1:12.270		DIFFERENCE : 1.282			
LAP	SECTOR 1	SECTOR 2	LAP TIME	MPH	DIFF	TIME OF DAY	
1 -		29.658	1:22.416	52.76	10.146	14:35:49.676	
2 -	44.615	28.939	1:13.554	59.12	1.284	14:37:03.230	
3 -	44.255	29.285	1:13.540	59.13	1.270	14:38:16.770	
4 -	44.404	29.028	1:13.432	59.21	1.162	14:39:30.202	
5 -	43.987	28.870	1:12.857 (3)	59.68	0.587	14:40:43.059	
6 -	43.418	28.975	1:12.393 (2)	60.06	0.123	14:41:55.452	
7 -	43.595	29.443	1:13.038	59.53	0.768	14:43:08.490	
8 -	42.118	30.152	1:12.270 (1)	60.17		14:44:20.760	

P22 100		Tom BARRETT		Yamaha TZR 250 - www.ypmrc.co.uk			
IDEAL LAP TIME : 1:10.923		BEST LAP TIME : 1:11.900		DIFFERENCE : 0.977			
LAP	SECTOR 1	SECTOR 2	LAP TIME	MPH	DIFF	TIME OF DAY	
1 -		29.573	1:24.154	51.67	12.254	14:35:51.414	
2 -	44.526	28.939	1:13.465	59.19	1.565	14:37:04.879	
3 -	44.251	28.412	1:12.663 (3)	59.84	0.763	14:38:17.542	
4 -	44.185	28.654	1:12.839	59.70	0.939	14:39:30.381	
5 -	44.351	29.114	1:13.465	59.19	1.565	14:40:43.846	
6 -	42.956	28.944	1:11.900 (1)	60.48		14:41:55.746	
7 -	43.637	29.014	1:12.651 (2)	59.85	0.751	14:43:08.397	
8 -	42.511	30.239	1:12.750	59.77	0.850	14:44:21.147	

P23 70		Andrew BURSCOUGH		Yamaha YPVS 350 - Mad biker designs/Martitanium			
IDEAL LAP TIME : 1:00.931		BEST LAP TIME : 1:01.458		DIFFERENCE : 0.527			
LAP	SECTOR 1	SECTOR 2	LAP TIME	MPH	DIFF	TIME OF DAY	
1 -		26.193	1:11.542	60.78	10.084	14:35:38.802	
2 -	37.783	25.021	1:02.804	69.24	1.346	14:36:41.606	
3 -	37.359	25.035	1:02.394	69.69	0.936	14:37:44.000	
4 -	37.235	24.998	1:02.233 (3)	69.87	0.775	14:38:46.233	
5 -	36.683	25.087	1:01.770 (2)	70.39	0.312	14:39:48.003	
6 -	37.188	25.106	1:02.294	69.80	0.836	14:40:50.297	
7 -	37.168	25.677	1:02.845	69.19	1.387	14:41:53.142	
8 -	37.119	24.339	1:01.458 (1)	70.75		14:42:54.600	

BMCRC - MRO Championships 2024 - Rnd 7 @ Brands Hatch Indy

DFDS Yamaha Past Masters

RACE 8 - SECTOR ANALYSIS



SECTOR 1 = FL to I1, SECTOR 2 = I1 to FL, DIFF = Difference To Personal Best Lap, P = Crossed Finish Line in Pit Lane, D = Time Disallowed

P24	72 C	John HAMILTON	Yamaha TRZ250 - LW Racing			
IDEAL LAP TIME : 1:07.932		BEST LAP TIME : 1:07.932	DIFFERENCE : 0.000			

LAP	SECTOR 1	SECTOR 2	LAP TIME	MPH	DIFF	TIME OF DAY
1 -		27.377	1:15.450	57.63	7.518	14:35:42.710
2 -	41.336	26.924	1:08.260 (2)	63.70	0.328	14:36:50.970
3 -	41.057	26.875	1:07.932 (1)	64.01		14:37:58.902

P25	55	Paul TOLAND	Yamaha TZR250 - Kippers keys			
IDEAL LAP TIME : 1:23.301		BEST LAP TIME :	DIFFERENCE :			

LAP	SECTOR 1	SECTOR 2	LAP TIME	MPH	DIFF	TIME OF DAY
1 -		31.813	1:23.514	52.07		14:35:50.774

BMCRC - MRO Championships 2024 - Rnd 7 @ Brands Hatch Indy

DFDS Yamaha Past Masters

RACE 8 - BEST SECTORS

SECTOR 1			SECTOR 2			IDEAL / BEST COMPARISON						
POS	NO	NAME	TIME	NO	NAME	TIME	POS	NO	NAME	IDEAL	BEST	DIFF
									PERFECT LAP	59.279		
1	1	WHOLEY	35.265	1	WHOLEY	24.014	1	1	WHOLEY	59.279	59.402	0.123
2	52	FLUX	35.631	52	FLUX	24.290	2	52	FLUX	59.921	1:00.081	0.160
3	99	HOGAN	36.348	70	BURSCOUGH	24.339	3	99	HOGAN	1:00.713	1:00.713	0.000
4	70	BURSCOUGH	36.592	99	HOGAN	24.365	4	70	BURSCOUGH	1:00.931	1:01.458	0.527
5	4	HALIL	36.924	4	HALIL	24.961	5	4	HALIL	1:01.885	1:01.933	0.048
6	85	WALES	36.941	64	DAVIS	25.014	6	85	WALES	1:02.230	1:03.332	1.102
7	34	NIELD	37.150	85	WALES	25.289	7	34	NIELD	1:02.579	1:02.893	0.314
8	64	DAVIS	37.820	34	NIELD	25.429	8	64	DAVIS	1:02.834	1:02.834	0.000
9	333	STUBBERFIELD	38.672	58	STANLEY	25.838	9	333	STUBBERFIELD	1:04.784	1:04.846	0.062
10	84	ELLISON	39.163	333	STUBBERFIELD	26.112	10	58	STANLEY	1:05.336	1:05.336	0.000
11	74	WHITBY	39.393	74	WHITBY	26.670	11	84	ELLISON	1:05.909	1:06.480	0.571
12	58	STANLEY	39.498	20	OSTERHOLZER	26.731	12	74	WHITBY	1:06.063	1:06.154	0.091
13	46	MARSHALL	39.576	84	ELLISON	26.746	13	46	MARSHALL	1:06.405	1:06.405	0.000
14	26	LEE	39.699	60	GOUGH	26.780	14	26	LEE	1:06.655	1:06.927	0.272
15	20	OSTERHOLZER	40.010	46	MARSHALL	26.829	15	20	OSTERHOLZER	1:06.741	1:06.741	0.000
16	60	GOUGH	40.150	72	HAMILTON	26.875	16	60	GOUGH	1:06.930	1:06.930	0.000
17	73	TURNER	40.187	26	LEE	26.956	17	73	TURNER	1:07.632	1:07.690	0.058
18	36	ZANUTTO	40.819	71	BICKERSTAFF	27.124	18	72	HAMILTON	1:07.932	1:07.932	0.000
19	72	HAMILTON	41.057	73	TURNER	27.445	19	36	ZANUTTO	1:08.396	1:08.396	0.000
20	25	WIMBLE	41.168	65	TERRY	27.460	20	71	BICKERSTAFF	1:08.399	1:09.171	0.772
21	71	BICKERSTAFF	41.275	36	ZANUTTO	27.577	21	25	WIMBLE	1:08.855	1:09.070	0.215
22	65	TERRY	41.663	25	WIMBLE	27.687	22	65	TERRY	1:09.123	1:09.123	0.000
23	67	BAILEY	42.118	100	BARRETT	28.412	23	100	BARRETT	1:10.923	1:11.900	0.977
24	100	BARRETT	42.511	67	BAILEY	28.870	24	67	BAILEY	1:10.988	1:12.270	1.282
25	55	TOLAND	51.488	55	TOLAND	31.813	25	55	TOLAND	1:23.301		

BMCRC - MRO Championships 2024 - Rnd 7 @ Brands Hatch Indy

DFDS Yamaha Past Masters

RACE 8 - STATISTICS

Competitors Started	25
Planned Start	2024-09-21 @ 12:50:00.000
Actual Start	2024-09-21 @ 14:34:27.260
Finish Time	2024-09-21 @ 14:43:42.444
Track Length	1.2079mi.
Total Laps	197
Total Distance Covered	237.9652mi.

Session Fastest Lap History

NO	CL	NAME	LAP TIME	TIME OF DAY	LAP	VEHICLE
52	C	Andy FLUX	1:01.609	14:36:38.959	2	Yamaha TZR 250
1		Kevin WHOLEY	1:00.895	14:37:41.137	3	Yamaha TZR
52	C	Andy FLUX	1:00.569	14:38:41.239	4	Yamaha TZR 250
52	C	Andy FLUX	1:00.311	14:39:41.550	5	Yamaha TZR 250
1		Kevin WHOLEY	1:00.210	14:39:41.936	5	Yamaha TZR
1		Kevin WHOLEY	1:00.082	14:41:42.900	7	Yamaha TZR
1		Kevin WHOLEY	59.402	14:43:42.445	9	Yamaha TZR

Session Leader History

NO	CL	NAME	FROM LAP	LAPS LED	DISTANCE	VEHICLE
52	C	Andy FLUX	1	6	7.24 miles	Yamaha TZR 250
1		Kevin WHOLEY	7	3	3.62 miles	Yamaha TZR

Flag History

TYPE	TIME OF DAY
GREEN	14:34:27.260
FINISH	14:43:42.444

Flag Statistics

TYPE	COUNT	TOTAL LAPS	TOTAL TIME
Green	1	9	11:24.374
Red	0	0	0.000
Safety Car	0	0	0.000
FCY	0	0	0.000

BMCRC - MRO Championships 2024 - Rnd 7 @ Brands Hatch Indy

DFDS Yamaha Past Masters

RACE 8 - STATISTICS

CLASS :

10 Starters

Fastest Lap History

NO	NAME	LAP TIME	TIME OF DAY	LAP	VEHICLE
1	Kevin WHOLEY	1:02.794	14:36:40.242	2	Yamaha TZR
1	Kevin WHOLEY	1:00.895	14:37:41.137	3	Yamaha TZR
1	Kevin WHOLEY	1:00.589	14:38:41.726	4	Yamaha TZR
1	Kevin WHOLEY	1:00.210	14:39:41.936	5	Yamaha TZR
1	Kevin WHOLEY	1:00.082	14:41:42.900	7	Yamaha TZR
1	Kevin WHOLEY	59.402	14:43:42.445	9	Yamaha TZR

Leader History

NO	NAME	FROM LAP	LAPS LED	DISTANCE	VEHICLE
1	Kevin WHOLEY	1	9	10.87 miles	Yamaha TZR

BMCRC - MRO Championships 2024 - Rnd 7 @ Brands Hatch Indy

DFDS Yamaha Past Masters

RACE 8 - STATISTICS

CLASS : C

11 Starters

Fastest Lap History

NO	NAME	LAP TIME	TIME OF DAY	LAP	VEHICLE
52	Andy FLUX	1:01.609	14:36:38.959	2	Yamaha TZR 250
52	Andy FLUX	1:00.569	14:38:41.239	4	Yamaha TZR 250
52	Andy FLUX	1:00.311	14:39:41.550	5	Yamaha TZR 250
52	Andy FLUX	1:00.081	14:43:43.959	9	Yamaha TZR 250

Leader History

NO	NAME	FROM LAP	LAPS LED	DISTANCE	VEHICLE
52	Andy FLUX	1	9	10.87 miles	Yamaha TZR 250

BMCRC - MRO Championships 2024 - Rnd 7 @ Brands Hatch Indy

DFDS Yamaha Past Masters

RACE 8 - STATISTICS

CLASS : R

4 Starters

Fastest Lap History

NO	NAME	LAP TIME	TIME OF DAY	LAP	VEHICLE
64	Iain DAVIS	1:06.953	14:36:49.340	2	Yamaha TZR250
64	Iain DAVIS	1:05.894	14:37:55.234	3	Yamaha TZR250
34	Paul NIELD	1:05.051	14:39:00.914	4	Yamaha TZR250
64	Iain DAVIS	1:04.275	14:40:05.192	5	Yamaha TZR250
64	Iain DAVIS	1:03.412	14:41:08.604	6	Yamaha TZR250
64	Iain DAVIS	1:02.834	14:42:11.438	7	Yamaha TZR250

Leader History

NO	NAME	FROM LAP	LAPS LED	DISTANCE	VEHICLE
34	Paul NIELD	1	1	1.20 miles	Yamaha TZR250
64	Iain DAVIS	2	2	2.41 miles	Yamaha TZR250
34	Paul NIELD	4	1	1.20 miles	Yamaha TZR250
64	Iain DAVIS	5	5	6.03 miles	Yamaha TZR250

BMCRC - MRO Championships 2024 - Rnd 7 @ Brands Hatch Indy

DFDS Yamaha Past Masters

RACE 18 - GRID (9 Laps)



ROW 10	29	29 Derek CRIPPS	28	166 Tom RIDLEY	
ROW 9	27	15 Billy PERKINS	26	8 David BALL	25 67 Mark BAILEY 1:12.270
ROW 8	24	55 Paul TOLAND	23	100 Tom BARRETT 1:11.900	22 71 Tess BICKERSTAFF 1:09.171
ROW 7	21	65 Nigel TERRY 1:09.123	20	25 Stephen WIMBLE 1:09.070	19 36 Phil ZANUTTO 1:08.396
ROW 6	18	72 John HAMILTON 1:07.932	17	73 Colvin TURNER 1:07.690	16 60 Danny GOUGH 1:06.930
ROW 5	15	26 Damian LEE 1:06.927	14	20 Sara-Sophie OSTERHOLZER 1:06.741	13 84 Bert ELLISON 1:06.480
ROW 4	12	46 Kevin MARSHALL 1:06.405	11	74 Paul WHITBY 1:06.154	10 58 Ian STANLEY 1:05.336
ROW 3	9	333 Mark STUBBERFIELD 1:04.846	8	85 Andrew WALES 1:03.332	7 34 Paul NIELD 1:02.893
ROW 2	6	64 Iain DAVIS 1:02.834	5	4 Denis HALIL 1:01.933	4 70 Andrew BURSCOUGH 1:01.458
ROW 1	3	99 Calvin HOGAN 1:00.713	2	52 Andy FLUX 1:00.081	1 1 Kevin WHOLEY 59.402 Pole

These results are provisional until the conclusion of any judicial and technical matters.

Brands Hatch Indy: 1.2079 miles

Clerk Of Course:	Stewards:	Timekeeper: Richard Evans	
------------------	-----------	---------------------------	--

Results can be found at www.tsl-timing.com

Printed - 14:49 Saturday, 21 September 2024



BMCRC - MRO Championships 2024 - Rnd 7 @ Brands Hatch Indy

DFDS Yamaha Past Masters

RACE 18 - CLASSIFICATION

Race Distance: 9 Laps / 10.87 miles



POS	NO	CL	PIC	NAME	ENTRY	LAPS	TIME	GAP	DIFF	MPH	BEST	ON	GRD	↑↓
1	1		1	Kevin WHOLEY	Yamaha TZR - Twistgrip Motorcycles	9	8:08.191			80.16	53.110	3	1	0
2	74		2	Paul WHITBY	Yamaha TZR 250 - Greybridge Ltd	9	8:21.951	13.760	13.760	77.97	54.396	9	11	9
3	4		3	Denis HALIL	Yamaha TZR250 - D & A AUTOS	9	8:22.112	13.921	0.161	77.94	54.108	9	5	2
4	99		4	Calvin HOGAN	Yamaha TZR 250 - F.G Racing	9	8:22.501	14.310	0.389	77.88	54.433	9	3	-1
5	8		5	David BALL	Yamaha TZR250 - Gardiner Page and Roe pension consult	9	8:24.484	16.293	1.983	77.57	54.395	7	26	21
6	26		6	Damian LEE	Yamaha TZR250 - Leed Autos	9	8:31.110	22.919	6.626	76.57	55.437	7	15	9
7	52	C	1	Andy FLUX	Yamaha TZR 250 - Mach 1 Automotive LTD	9	8:35.734	27.543	4.624	75.88	56.172	5	2	-5
8	166	R	1	Tom RIDLEY	Yamaha -	9	8:41.499	33.308	5.765	75.04	56.248	5	28	20
9	34	R	2	Paul NIELD	Yamaha TZR250 -	9	8:42.566	34.375	1.067	74.89	56.996	3	7	-2
10	72	C	2	John HAMILTON	Yamaha TRZ250 - LW Racing	9	8:43.655	35.464	1.089	74.73	56.589	8	18	8
11	15		7	Billy PERKINS	Yamaha TZR 250 - Ashford tarmac / Barking mad about Anin	9	8:43.741	35.550	0.086	74.72	55.220	6	27	16
12	29		8	Derek CRIPPS	Yamaha TZR - Team FBR	9	8:44.470	36.279	0.729	74.62	56.204	7	29	17
13	64	R	3	Iain DAVIS	Yamaha TZR250 -	9	8:47.012	38.821	2.542	74.26	57.270	8	6	-7
14	60	C	3	Danny GOUGH	Yamaha TZR 250 - G Force Motorcycles	9	8:47.144	38.953	0.132	74.24	56.662	7	16	2
15	73	C	4	Colvin TURNER	Yamaha TZR250 -	9	8:49.812	41.621	2.668	73.87	57.146	7	17	2
16	55		9	Paul TOLAND	Yamaha TZR250 - Kippers keys	9	8:52.259	44.068	2.447	73.53	57.449	8	24	8
17	333	C	5	Mark STUBBERFIELD	Yamaha TZR250 - Polished concrete London	9	8:54.470	46.279	2.211	73.22	58.317	8	9	-8
18	46	C	6	Kevin MARSHALL	Yamaha TZR250 - Stacey Processing	9	9:00.625	52.434	6.155	72.39	58.008	7	12	-6
19	84	R	4	Bert ELLISON	Yamaha TZR250 - Ma n pa prentice	9	9:01.789	53.598	1.164	72.23	58.379	9	13	-6
20	58	C	7	Ian STANLEY	Yamaha TZR 250 - Twistgrip Motorcycles	8	8:08.663	1 Lap	1 Lap	71.19	58.883	5	10	-10
21	36	C	8	Phil ZANUTTO	Yamaha TZR250 - Westend garage/papyrus	8	8:14.826	1 Lap	6.163	70.30	1:00.026	6	19	-2
22	100		10	Tom BARRETT	Yamaha TZR 250 - www.ypmrc.co.uk	8	8:21.231	1 Lap	6.405	69.40	1:00.139	8	23	1
23	67*	C	9	Mark BAILEY	Yamaha TZR - Elite Air conditioning Ltd. Hydroflow plumbing	8	8:24.839	1 Lap	3.608	68.91	59.641	6	25	2
24	65		11	Nigel TERRY	Yamaha TZR250 - NTrap Garage Doors	8	8:42.189	1 Lap	17.350	66.62	1:02.368	2	21	-3
25	71	C	10	Tess BICKERSTAFF	Yamaha TZR250 - Len Whalin	8	8:45.264	1 Lap	3.075	66.23	1:03.324	6	22	-3
26	25	C	11	Stephen WIMBLE	Yamaha TZR 250 - S.B.W Contractor	8	8:51.144	1 Lap	5.880	65.49	1:04.605	3	20	-6

NOT CLASSIFIED

DNF	20	R		Sara-Sophie OSTERHOLZER	Yamaha TZR 250 -	5	5:36.834	4 Laps	3 Laps	64.55	1:05.366	5	14	
DNF	85			Andrew WALES	Yamaha TZR 250 - Show Control International	4	3:56.425	5 Laps	1 Lap	73.57	56.176	2	8	

FASTEST LAP

	1			Kevin WHOLEY	Yamaha TZR - Twistgrip Motorcycles	3	53.110			81.87 mph	131.77 kph			
	52	C		Andy FLUX	Yamaha TZR 250 - Mach 1 Automotive LTD	5	56.172			77.41 mph	124.58 kph			
	166	R		Tom RIDLEY	Yamaha -	5	56.248			77.31 mph	124.42 kph			

Comments:

#67 - 10 Second penalty - Yellow flag infringement.

Class - 92.5% of Race Speed = 74.14 mph

Class C - 92.5% of Race Speed = 70.18 mph

Class R - 92.5% of Race Speed = 69.41 mph

Weather / Track : Bright / Dry

These results are provisional until the conclusion of any judicial and technical matters.

Date: 21/09/2024 Start: 17:11 Finish: 17:19

Brands Hatch Indy: 1.2079 miles

Clerk Of Course:	Stewards:	Timekeeper: Richard Evans	
------------------	-----------	---------------------------	--

Results can be found at www.tsl-timing.com

Printed - 17:26 Saturday, 21 September 2024



BMCRC - MRO Championships 2024 - Rnd 7 @ Brands Hatch Indy

DFDS Yamaha Past Masters

RACE 18 - LAP CHART

LAP 1 @ 17:12:45.981		
NO	BEHIND	LAP TIME

1		58.777
4	2.236	1:01.013
99	2.332	1:01.109
74	3.390	1:02.167
52	3.393	1:02.170
85	4.634	1:03.411
34	4.791	1:03.568
26	5.091	1:03.868
15	6.025	1:04.802
64	6.621	1:05.398
333	6.653	1:05.430
60	6.805	1:05.582
8	6.863	1:05.640
73	7.210	1:05.987
72	7.247	1:06.024
166	8.504	1:07.281
84	8.828	1:07.605
55	8.848	1:07.625
29	9.160	1:07.937
58	10.439	1:09.216
46	10.899	1:09.676
65	11.901	1:10.678
67	12.064	1:10.841
36	12.256	1:11.033
71	13.327	1:12.104
20	14.828	1:13.605
100	15.100	1:13.877
25	15.291	1:14.068

LAP 2 @ 17:13:40.101		
NO	BEHIND	LAP TIME

1		54.120
4	3.885	55.769
99	3.982	55.770
74	4.732	55.462
52	6.367	57.094
85	6.690	56.176
26	7.016	56.045
15	7.366	55.461
8	7.965	55.222
34	8.215	57.544
64	10.022	57.521
72	10.327	57.200
333	11.393	58.860
73	11.606	58.516
60	11.750	59.065
166	11.957	57.573
55	12.478	57.750
29	12.897	57.857
84	16.496	1:01.788
58	16.691	1:00.372
46	17.228	1:00.449
67	17.981	1:00.037
65	20.149	1:02.368
36	20.152	1:02.016
71	23.150	1:03.943
100	23.235	1:02.255
25	25.796	1:04.625
20	27.344	1:06.636

LAP 3 @ 17:14:33.211		
NO	BEHIND	LAP TIME

1		53.110
4	5.597	54.822
99	6.133	55.261
74	6.780	55.158
52	9.844	56.587
26	10.102	56.196
8	10.187	55.332
15	10.312	56.056
85	11.648	58.068
34	12.101	56.996
72	14.572	57.355
64	15.071	58.159
166	15.276	56.429
333	16.921	58.638
73	17.056	58.560
55	17.318	57.950
60	17.410	58.770
29	17.617	57.830
84	23.107	59.721
46	23.160	59.042
58	24.034	1:00.453
67	25.268	1:00.397
36	27.260	1:00.218
65	30.156	1:03.117
100	30.604	1:00.479
71	34.010	1:03.970
25	37.291	1:04.605
20	39.666	1:05.432

LAP 4 @ 17:15:26.585		
NO	BEHIND	LAP TIME

1		53.374
4	8.015	55.792
99	8.055	55.296
74	8.445	55.039
8	11.928	55.115
26	12.455	55.727
15	12.689	55.751
52	13.058	56.588
34	15.930	57.203
85	17.044	58.770
166	18.635	56.733
72	18.968	57.770
64	19.683	57.986
29	21.628	57.385
73	21.846	58.164
333	22.438	58.891
60	22.617	58.581
55	22.870	58.926
46	28.481	58.695
84	29.108	59.375
58	30.491	59.831
67	33.768	1:01.874
36	34.350	1:00.464
100	40.115	1:02.885
65	41.120	1:04.338
71	45.790	1:05.154
25	48.727	1:04.810
20	52.087	1:05.795

LAP 5 @ 17:16:19.891		
NO	BEHIND	LAP TIME

1		53.306
4	9.583	54.874
99	10.102	55.353
74	10.354	55.215
8	13.348	54.726
15	14.640	55.257
26	14.871	55.722
52	15.924	56.172
34	19.859	57.235
166	21.577	56.248
72	23.339	57.677
64	24.251	57.874
29	24.851	56.529
73	25.810	57.270
60	26.527	57.216
333	27.656	58.524
55	27.899	58.335
46	34.512	59.337
84	34.727	58.925
58	36.068	58.883
36	41.135	1:00.091
67	41.830	1:01.368
100	47.306	1:00.497
65	52.335	1:04.521

LAP 6 @ 17:17:13.976		
NO	BEHIND	LAP TIME

1		54.085
71	1 Lap	1:04.602
25	1 Lap	1:05.287
20	1 Lap	1:05.366
4	10.636	55.138
99	10.813	54.796
74	10.964	54.695
8	13.750	54.487
15	15.775	55.220
26	16.396	55.610
52	18.172	56.333
34	23.070	57.296
166	24.067	56.575
72	26.134	56.880
29	27.230	56.464
64	27.812	57.646
60	29.510	57.068
73	29.514	57.789
333	32.063	58.492
55	32.270	58.456
84	39.164	58.522
46	39.362	58.935
58	41.167	59.184
36	47.076	1:00.026
67	47.386	59.641
100	53.365	1:00.144

LAP 7 @ 17:18:07.978		
NO	BEHIND	LAP TIME

1		54.002
65	1 Lap	1:06.047
74	12.053	55.091
71	1 Lap	1:03.324
99	12.421	55.610
4	12.495	55.861

8	14.143	54.395
26	17.831	55.437
15	17.850	56.077
25	1 Lap	1:06.648
52	20.902	56.732
166	26.613	56.548
34	26.693	57.625
72	29.070	56.938
29	29.432	56.204
64	31.396	57.586
60	32.170	56.662
73	32.658	57.146
55	35.773	57.505
333	36.699	58.638
46	43.368	58.008
84	44.212	59.050
58	47.070	59.905

71	1 Lap	1:05.466
64	38.821	57.572
60	38.953	57.521
73	41.621	57.932
25	1 Lap	1:05.735
55	44.068	58.263
333	46.279	58.680
46	52.434	58.009
84	53.598	58.379

LAP 8 @ 17:19:01.598		
NO	BEHIND	LAP TIME

1		53.620
67	1 Lap	1:00.337
36	1 Lap	1:00.894
100	1 Lap	1:00.955
74	13.161	54.728
4	13.610	54.735
99	13.674	54.873
8	15.588	55.065
26	21.174	56.963
65	1 Lap	1:05.342
52	24.539	57.257
15	24.767	1:00.537
71	1 Lap	1:06.701
166	29.784	56.791
34	30.425	57.352
25	1 Lap	1:05.366
72	32.039	56.589
29	32.375	56.563
64	35.046	57.270
60	35.229	56.679
73	37.486	58.448
55	39.602	57.449
333	41.396	58.317
46	48.222	58.474
84	49.016	58.424

LAP 9 @ 17:19:55.395		
NO	BEHIND	LAP TIME

1		53.797
58	1 Lap	1:00.819
36	1 Lap	1:00.084
67	1 Lap	1:00.344
100	1 Lap	1:00.139
74	13.760	54.396
4	13.921	54.108
99	14.310	54.433
8	16.293	54.502
26	22.919	55.542
52	27.543	56.801
166	33.308	57.321
65	1 Lap	1:05.778
34	34.375	57.747
72	35.464	57.222
15	35.550	1:04.580
29	36.279	57.701

BMCRC - MRO Championships 2024 - Rnd 7 @ Brands Hatch Indy

DFDS Yamaha Past Masters

RACE 18 - POSITION CHART

No	Name	Lap Pos											
			1	2	3	4	5	6	7	8	9		
1	WHOLEY	1	1	1	1	1	1	1	1	1	1	1	1
52	FLUX	2	4	4	4	4	4	4	4	74	74	74	
99	HOGAN	3	99	99	99	99	99	99	99	4	4		
4	HALIL	4	74	74	74	74	74	74	4	99	99		
64	DAVIS	5	52	52	52	8	8	8	8	8	8		
34	NIELD	6	85	85	26	26	15	15	26	26	26		
85	WALES	7	34	26	8	15	26	26	15	52	52		
333	STUBBERFIELD	8	26	15	15	52	52	52	52	15	166		
58	STANLEY	9	15	8	85	34	34	34	166	166	34		
74	WHITBY	10	64	34	34	85	166	166	34	34	72		
46	MARSHALL	11	333	64	72	166	72	72	72	72	15		
84	ELLISON	12	60	72	64	72	64	29	29	29	29		
20	OSTERHOLZER	13	8	333	166	64	29	64	64	64	64		
26	LEE	14	73	73	333	29	73	60	60	60	60		
60	GOUGH	15	72	60	73	73	60	73	73	73	73		
73	TURNER	16	166	166	55	333	333	333	55	55	55		
72	HAMILTON	17	84	55	60	60	55	55	333	333	333		
36	ZANUTTO	18	55	29	29	55	46	84	46	46	46		
25	WIMBLE	19	29	84	84	46	84	46	84	84	84		
65	TERRY	20	58	58	46	84	58	58	58	58			
71	BICKERSTAFF	21	46	46	58	58	36	36	67	36			
100	BARRETT	22	65	67	67	67	67	67	36	67			
55	TOLAND	23	67	65	36	36	100	100	100	100			
67	BAILEY	24	36	36	65	100	65	65	65	65			
8	BALL	25	71	71	100	65	71	71	71	71			
15	PERKINS	26	20	100	71	71	25	25	25	25			
166	RIDLEY	27	100	25	25	25	20						
29	CRIPPS	28	25	20	20	20							

BMCRC - MRO Championships 2024 - Rnd 7 @ Brands Hatch Indy

DFDS Yamaha Past Masters

RACE 18 - SECTOR ANALYSIS



SECTOR 1 = FL to I1, SECTOR 2 = I1 to FL, DIFF = Difference To Personal Best Lap, P = Crossed Finish Line in Pit Lane, D = Time Disallowed

P1		1		Kevin WHOLEY		Yamaha TZR - Twistgrip Motorcycles	
IDEAL LAP TIME : 53.110		BEST LAP TIME : 53.110		DIFFERENCE : 0.000			
LAP	SECTOR 1	SECTOR 2	LAP TIME	MPH	DIFF	TIME OF DAY	
1 -		21.671	58.777	73.98	5.667	17:12:45.981	
2 -	32.169	21.951	54.120	80.35	1.010	17:13:40.101	
3 -	31.625	21.485	53.110 (1)	81.87		17:14:33.211	
4 -	31.723	21.651	53.374 (3)	81.47	0.264	17:15:26.585	
5 -	31.708	21.598	53.306 (2)	81.57	0.196	17:16:19.891	
6 -	31.956	22.129	54.085	80.40	0.975	17:17:13.976	
7 -	32.355	21.647	54.002	80.52	0.892	17:18:07.978	
8 -	32.035	21.585	53.620	81.10	0.510	17:19:01.598	
9 -	31.736	22.061	53.797	80.83	0.687	17:19:55.395	

P2		74		Paul WHITBY		Yamaha TZR 250 - Greybridge Ltd	
IDEAL LAP TIME : 54.396		BEST LAP TIME : 54.396		DIFFERENCE : 0.000			
LAP	SECTOR 1	SECTOR 2	LAP TIME	MPH	DIFF	TIME OF DAY	
1 -		22.230	1:02.167	69.95	7.771	17:12:49.371	
2 -	33.204	22.258	55.462	78.40	1.066	17:13:44.833	
3 -	33.063	22.095	55.158	78.83	0.762	17:14:39.991	
4 -	32.940	22.099	55.039	79.00	0.643	17:15:35.030	
5 -	33.256	21.959	55.215	78.75	0.819	17:16:30.245	
6 -	32.697	21.998	54.695 (2)	79.50	0.299	17:17:24.940	
7 -	32.952	22.139	55.091	78.93	0.695	17:18:20.031	
8 -	32.649	22.079	54.728 (3)	79.45	0.332	17:19:14.759	
9 -	32.473	21.923	54.396 (1)	79.94		17:20:09.155	

P3		4		Denis HALIL		Yamaha TZR250 - D & A AUTOS	
IDEAL LAP TIME : 54.108		BEST LAP TIME : 54.108		DIFFERENCE : 0.000			
LAP	SECTOR 1	SECTOR 2	LAP TIME	MPH	DIFF	TIME OF DAY	
1 -		22.270	1:01.013	71.27	6.905	17:12:48.217	
2 -	33.787	21.982	55.769	77.97	1.661	17:13:43.986	
3 -	32.872	21.950	54.822 (3)	79.32	0.714	17:14:38.808	
4 -	33.396	22.396	55.792	77.94	1.684	17:15:34.600	
5 -	32.948	21.926	54.874	79.24	0.766	17:16:29.474	
6 -	32.899	22.239	55.138	78.86	1.030	17:17:24.612	
7 -	33.843	22.018	55.861	77.84	1.753	17:18:20.473	
8 -	32.893	21.842	54.735 (2)	79.44	0.627	17:19:15.208	
9 -	32.349	21.759	54.108 (1)	80.36		17:20:09.316	

P4		99		Calvin HOGAN		Yamaha TZR 250 - F.G Racing	
IDEAL LAP TIME : 54.151		BEST LAP TIME : 54.433		DIFFERENCE : 0.282			
LAP	SECTOR 1	SECTOR 2	LAP TIME	MPH	DIFF	TIME OF DAY	
1 -		22.484	1:01.109	71.16	6.676	17:12:48.313	
2 -	33.490	22.280	55.770	77.97	1.337	17:13:44.083	
3 -	33.288	21.973	55.261	78.69	0.828	17:14:39.344	
4 -	32.961	22.335	55.296	78.64	0.863	17:15:34.640	
5 -	33.307	22.046	55.353	78.56	0.920	17:16:29.993	
6 -	32.533	22.263	54.796 (2)	79.35	0.363	17:17:24.789	
7 -	33.465	22.145	55.610	78.19	1.177	17:18:20.399	
8 -	32.830	22.043	54.873 (3)	79.24	0.440	17:19:15.272	
9 -	32.815	21.618	54.433 (1)	79.88		17:20:09.705	

BMCRC - MRO Championships 2024 - Rnd 7 @ Brands Hatch Indy

DFDS Yamaha Past Masters

RACE 18 - SECTOR ANALYSIS



SECTOR 1 = FL to I1, SECTOR 2 = I1 to FL, DIFF = Difference To Personal Best Lap, P = Crossed Finish Line in Pit Lane, D = Time Disallowed

P5 8		David BALL		Yamaha TZR250 - Gardiner Page and Roe pension consultants			
IDEAL LAP TIME : 54.263		BEST LAP TIME : 54.395		DIFFERENCE : 0.132			
LAP	SECTOR 1	SECTOR 2	LAP TIME	MPH	DIFF	TIME OF DAY	
1 -		22.918	1:05.640	66.24	11.245	17:12:52.844	
2 -	33.197	22.025	55.222	78.74	0.827	17:13:48.066	
3 -	32.690	22.642	55.332	78.59	0.937	17:14:43.398	
4 -	32.886	22.229	55.115	78.90	0.720	17:15:38.513	
5 -	32.624	22.102	54.726	79.46	0.331	17:16:33.239	
6 -	32.405	22.082	54.487 (2)	79.80	0.092	17:17:27.726	
7 -	32.489	21.906	54.395 (1)	79.94		17:18:22.121	
8 -	33.207	21.858	55.065	78.97	0.670	17:19:17.186	
9 -	32.412	22.090	54.502 (3)	79.78	0.107	17:20:11.688	

P6 26		Damian LEE		Yamaha TZR250 - Leed Autos			
IDEAL LAP TIME : 55.083		BEST LAP TIME : 55.437		DIFFERENCE : 0.354			
LAP	SECTOR 1	SECTOR 2	LAP TIME	MPH	DIFF	TIME OF DAY	
1 -		22.562	1:03.868	68.08	8.431	17:12:51.072	
2 -	33.379	22.666	56.045	77.59	0.608	17:13:47.117	
3 -	33.320	22.876	56.196	77.38	0.759	17:14:43.313	
4 -	33.159	22.568	55.727	78.03	0.290	17:15:39.040	
5 -	33.286	22.436	55.722	78.04	0.285	17:16:34.762	
6 -	33.191	22.419	55.610 (3)	78.19	0.173	17:17:30.372	
7 -	32.664	22.773	55.437 (1)	78.44		17:18:25.809	
8 -	33.568	23.395	56.963	76.34	1.526	17:19:22.772	
9 -	32.879	22.663	55.542 (2)	78.29	0.105	17:20:18.314	

P7 52 C		Andy FLUX		Yamaha TZR 250 - Mach 1 Automotive LTD			
IDEAL LAP TIME : 55.999		BEST LAP TIME : 56.172		DIFFERENCE : 0.173			
LAP	SECTOR 1	SECTOR 2	LAP TIME	MPH	DIFF	TIME OF DAY	
1 -		22.878	1:02.170	69.94	5.998	17:12:49.374	
2 -	34.318	22.776	57.094	76.16	0.922	17:13:46.468	
3 -	33.865	22.722	56.587 (3)	76.84	0.415	17:14:43.055	
4 -	34.127	22.461	56.588	76.84	0.416	17:15:39.643	
5 -	33.538	22.634	56.172 (1)	77.41		17:16:35.815	
6 -	33.630	22.703	56.333 (2)	77.19	0.161	17:17:32.148	
7 -	34.103	22.629	56.732	76.65	0.560	17:18:28.880	
8 -	34.161	23.096	57.257	75.94	1.085	17:19:26.137	
9 -	34.190	22.611	56.801	76.55	0.629	17:20:22.938	

P8 166 R		Tom RIDLEY		Yamaha -			
IDEAL LAP TIME : 56.123		BEST LAP TIME : 56.248		DIFFERENCE : 0.125			
LAP	SECTOR 1	SECTOR 2	LAP TIME	MPH	DIFF	TIME OF DAY	
1 -		23.580	1:07.281	64.63	11.033	17:12:54.485	
2 -	34.405	23.168	57.573	75.53	1.325	17:13:52.058	
3 -	33.888	22.541	56.429 (2)	77.06	0.181	17:14:48.487	
4 -	33.990	22.743	56.733	76.65	0.485	17:15:45.220	
5 -	33.694	22.554	56.248 (1)	77.31		17:16:41.468	
6 -	33.833	22.742	56.575	76.86	0.327	17:17:38.043	
7 -	33.993	22.555	56.548 (3)	76.90	0.300	17:18:34.591	
8 -	33.582	23.209	56.791	76.57	0.543	17:19:31.382	
9 -	34.091	23.230	57.321	75.86	1.073	17:20:28.703	

BMCRC - MRO Championships 2024 - Rnd 7 @ Brands Hatch Indy

DFDS Yamaha Past Masters

RACE 18 - SECTOR ANALYSIS



SECTOR 1 = FL to I1, SECTOR 2 = I1 to FL, DIFF = Difference To Personal Best Lap, P = Crossed Finish Line in Pit Lane, D = Time Disallowed

P9 34 R Paul NIELD		Yamaha TZR250 -				
IDEAL LAP TIME : 56.977		BEST LAP TIME : 56.996		DIFFERENCE : 0.019		
LAP	SECTOR 1	SECTOR 2	LAP TIME	MPH	DIFF	TIME OF DAY
1 -		23.378	1:03.568	68.40	6.572	17:12:50.772
2 -	34.413	23.131	57.544	75.57	0.548	17:13:48.316
3 -	33.968	23.028	56.996 (1)	76.29		17:14:45.312
4 -	34.194	23.009	57.203 (2)	76.02	0.207	17:15:42.515
5 -	34.096	23.139	57.235 (3)	75.97	0.239	17:16:39.750
6 -	34.218	23.078	57.296	75.89	0.300	17:17:37.046
7 -	34.483	23.142	57.625	75.46	0.629	17:18:34.671
8 -	34.084	23.268	57.352	75.82	0.356	17:19:32.023
9 -	34.123	23.624	57.747	75.30	0.751	17:20:29.770

P10 72 C John HAMILTON		Yamaha TRZ250 - LW Racing				
IDEAL LAP TIME : 56.498		BEST LAP TIME : 56.589		DIFFERENCE : 0.091		
LAP	SECTOR 1	SECTOR 2	LAP TIME	MPH	DIFF	TIME OF DAY
1 -		22.886	1:06.024	65.86	9.435	17:12:53.228
2 -	34.137	23.063	57.200	76.02	0.611	17:13:50.428
3 -	34.416	22.939	57.355	75.81	0.766	17:14:47.783
4 -	34.715	23.055	57.770	75.27	1.181	17:15:45.553
5 -	35.036	22.641	57.677	75.39	1.088	17:16:43.230
6 -	34.044	22.836	56.880 (2)	76.45	0.291	17:17:40.110
7 -	34.274	22.664	56.938 (3)	76.37	0.349	17:18:37.048
8 -	33.935	22.654	56.589 (1)	76.84		17:19:33.637
9 -	34.659	22.563	57.222	75.99	0.633	17:20:30.859

P11 15 Billy PERKINS		Yamaha TZR 250 - Ashford tarmac / Barking mad about Animals				
IDEAL LAP TIME : 55.035		BEST LAP TIME : 55.220		DIFFERENCE : 0.185		
LAP	SECTOR 1	SECTOR 2	LAP TIME	MPH	DIFF	TIME OF DAY
1 -		23.015	1:04.802	67.10	9.582	17:12:52.006
2 -	33.132	22.329	55.461 (3)	78.40	0.241	17:13:47.467
3 -	33.177	22.879	56.056	77.57	0.836	17:14:43.523
4 -	33.612	22.139	55.751	78.00	0.531	17:15:39.274
5 -	32.896	22.361	55.257 (2)	78.69	0.037	17:16:34.531
6 -	32.948	22.272	55.220 (1)	78.75		17:17:29.751
7 -	32.901	23.176	56.077	77.54	0.857	17:18:25.828
8 -	33.529	27.008	1:00.537	71.83	5.317	17:19:26.365
9 -	38.678	25.902	1:04.580	67.33	9.360	17:20:30.945

P12 29 Derek CRIPPS		Yamaha TZR - Team FBR				
IDEAL LAP TIME : 56.204		BEST LAP TIME : 56.204		DIFFERENCE : 0.000		
LAP	SECTOR 1	SECTOR 2	LAP TIME	MPH	DIFF	TIME OF DAY
1 -		23.683	1:07.937	64.00	11.733	17:12:55.141
2 -	34.829	23.028	57.857	75.16	1.653	17:13:52.998
3 -	34.537	23.293	57.830	75.19	1.626	17:14:50.828
4 -	34.419	22.966	57.385	75.77	1.181	17:15:48.213
5 -	33.886	22.643	56.529 (3)	76.92	0.325	17:16:44.742
6 -	33.809	22.655	56.464 (2)	77.01	0.260	17:17:41.206
7 -	33.635	22.569	56.204 (1)	77.37		17:18:37.410
8 -	33.792	22.771	56.563	76.88	0.359	17:19:33.973
9 -	34.600	23.101	57.701	75.36	1.497	17:20:31.674

BMCRC - MRO Championships 2024 - Rnd 7 @ Brands Hatch Indy

DFDS Yamaha Past Masters

RACE 18 - SECTOR ANALYSIS



SECTOR 1 = FL to I1, SECTOR 2 = I1 to FL, DIFF = Difference To Personal Best Lap, P = Crossed Finish Line in Pit Lane, D = Time Disallowed

P13 64 R		Iain DAVIS		Yamaha TZR250 -		
IDEAL LAP TIME : 56.876		BEST LAP TIME : 57.270		DIFFERENCE : 0.394		
LAP	SECTOR 1	SECTOR 2	LAP TIME	MPH	DIFF	TIME OF DAY
1 -		23.704	1:05.398	66.49	8.128	17:12:52.602
2 -	34.451	23.070	57.521 (2)	75.60	0.251	17:13:50.123
3 -	34.880	23.279	58.159	74.77	0.889	17:14:48.282
4 -	34.937	23.049	57.986	74.99	0.716	17:15:46.268
5 -	34.640	23.234	57.874	75.13	0.604	17:16:44.142
6 -	34.558	23.088	57.646	75.43	0.376	17:17:41.788
7 -	34.557	23.029	57.586	75.51	0.316	17:18:39.374
8 -	33.971	23.299	57.270 (1)	75.93		17:19:36.644
9 -	34.667	22.905	57.572 (3)	75.53	0.302	17:20:34.216

P14 60 C		Danny GOUGH		Yamaha TZR 250 - G Force Motorcycles		
IDEAL LAP TIME : 56.416		BEST LAP TIME : 56.662		DIFFERENCE : 0.246		
LAP	SECTOR 1	SECTOR 2	LAP TIME	MPH	DIFF	TIME OF DAY
1 -		23.050	1:05.582	66.30	8.920	17:12:52.786
2 -	35.778	23.287	59.065	73.62	2.403	17:13:51.851
3 -	35.479	23.291	58.770	73.99	2.108	17:14:50.621
4 -	35.485	23.096	58.581	74.23	1.919	17:15:49.202
5 -	34.239	22.977	57.216	76.00	0.554	17:16:46.418
6 -	34.231	22.837	57.068 (3)	76.20	0.406	17:17:43.486
7 -	34.248	22.414	56.662 (1)	76.74		17:18:40.148
8 -	34.002	22.677	56.679 (2)	76.72	0.017	17:19:36.827
9 -	34.705	22.816	57.521	75.60	0.859	17:20:34.348

P15 73 C		Colvin TURNER		Yamaha TZR250 -		
IDEAL LAP TIME : 56.933		BEST LAP TIME : 57.146		DIFFERENCE : 0.213		
LAP	SECTOR 1	SECTOR 2	LAP TIME	MPH	DIFF	TIME OF DAY
1 -		23.210	1:05.987	65.90	8.841	17:12:53.191
2 -	35.361	23.155	58.516	74.31	1.370	17:13:51.707
3 -	35.200	23.360	58.560	74.25	1.414	17:14:50.267
4 -	34.957	23.207	58.164	74.76	1.018	17:15:48.431
5 -	34.364	22.906	57.270 (2)	75.93	0.124	17:16:45.701
6 -	34.805	22.984	57.789 (3)	75.24	0.643	17:17:43.490
7 -	34.577	22.569	57.146 (1)	76.09		17:18:40.636
8 -	35.129	23.319	58.448	74.40	1.302	17:19:39.084
9 -	34.609	23.323	57.932	75.06	0.786	17:20:37.016

P16 55		Paul TOLAND		Yamaha TZR250 - Kippers keys		
IDEAL LAP TIME : 57.242		BEST LAP TIME : 57.449		DIFFERENCE : 0.207		
LAP	SECTOR 1	SECTOR 2	LAP TIME	MPH	DIFF	TIME OF DAY
1 -		24.007	1:07.625	64.30	10.176	17:12:54.829
2 -	34.696	23.054	57.750 (3)	75.30	0.301	17:13:52.579
3 -	34.585	23.365	57.950	75.04	0.501	17:14:50.529
4 -	35.835	23.091	58.926	73.79	1.477	17:15:49.455
5 -	35.035	23.300	58.335	74.54	0.886	17:16:47.790
6 -	34.966	23.490	58.456	74.39	1.007	17:17:46.246
7 -	34.483	23.022	57.505 (2)	75.62	0.056	17:18:43.751
8 -	34.220	23.229	57.449 (1)	75.69		17:19:41.200
9 -	34.566	23.697	58.263	74.63	0.814	17:20:39.463

BMCRG - MRO Championships 2024 - Rnd 7 @ Brands Hatch Indy

DFDS Yamaha Past Masters

RACE 18 - SECTOR ANALYSIS



SECTOR 1 = FL to I1, SECTOR 2 = I1 to FL, DIFF = Difference To Personal Best Lap, P = Crossed Finish Line in Pit Lane, D = Time Disallowed

P17 333 C		Mark STUBBERFIELD		Yamaha TZR250 - Polished concrete London		
IDEAL LAP TIME : 58.016		BEST LAP TIME : 58.317		DIFFERENCE : 0.301		
LAP	SECTOR 1	SECTOR 2	LAP TIME	MPH	DIFF	TIME OF DAY
1 -		23.946	1:05.430	66.46	7.113	17:12:52.634
2 -	35.511	23.349	58.860	73.88	0.543	17:13:51.494
3 -	35.359	23.279	58.638	74.16	0.321	17:14:50.132
4 -	35.706	23.185	58.891	73.84	0.574	17:15:49.023
5 -	35.133	23.391	58.524 (3)	74.30	0.207	17:16:47.547
6 -	34.973	23.519	58.492 (2)	74.34	0.175	17:17:46.039
7 -	35.155	23.483	58.638	74.16	0.321	17:18:44.677
8 -	34.831	23.486	58.317 (1)	74.56		17:19:42.994
9 -	35.170	23.510	58.680	74.10	0.363	17:20:41.674

P18 46 C		Kevin MARSHALL		Yamaha TZR250 - Stacey Processing		
IDEAL LAP TIME : 57.882		BEST LAP TIME : 58.008		DIFFERENCE : 0.126		
LAP	SECTOR 1	SECTOR 2	LAP TIME	MPH	DIFF	TIME OF DAY
1 -		24.103	1:09.676	62.41	11.668	17:12:56.880
2 -	35.903	24.546	1:00.449	71.93	2.441	17:13:57.329
3 -	35.106	23.936	59.042	73.65	1.034	17:14:56.371
4 -	34.894	23.801	58.695	74.08	0.687	17:15:55.066
5 -	35.084	24.253	59.337	73.28	1.329	17:16:54.403
6 -	35.253	23.682	58.935	73.78	0.927	17:17:53.338
7 -	34.576	23.432	58.008 (1)	74.96		17:18:51.346
8 -	34.697	23.777	58.474 (3)	74.36	0.466	17:19:49.820
9 -	34.450	23.559	58.009 (2)	74.96	0.001	17:20:47.829

P19 84 R		Bert ELLISON		Yamaha TZR250 - Ma n pa prentice		
IDEAL LAP TIME : 57.995		BEST LAP TIME : 58.379		DIFFERENCE : 0.384		
LAP	SECTOR 1	SECTOR 2	LAP TIME	MPH	DIFF	TIME OF DAY
1 -		23.971	1:07.605	64.32	9.226	17:12:54.809
2 -	37.581	24.207	1:01.788	70.37	3.409	17:13:56.597
3 -	35.523	24.198	59.721	72.81	1.342	17:14:56.318
4 -	35.744	23.631	59.375	73.23	0.996	17:15:55.693
5 -	35.018	23.907	58.925	73.79	0.546	17:16:54.618
6 -	34.701	23.821	58.522 (3)	74.30	0.143	17:17:53.140
7 -	35.508	23.542	59.050	73.64	0.671	17:18:52.190
8 -	34.730	23.694	58.424 (2)	74.43	0.045	17:19:50.614
9 -	35.085	23.294	58.379 (1)	74.48		17:20:48.993

P20 58 C		Ian STANLEY		Yamaha TZR 250 - Twistgrip Motorcycles		
IDEAL LAP TIME : 58.883		BEST LAP TIME : 58.883		DIFFERENCE : 0.000		
LAP	SECTOR 1	SECTOR 2	LAP TIME	MPH	DIFF	TIME OF DAY
1 -		24.431	1:09.216	62.82	10.333	17:12:56.420
2 -	36.201	24.171	1:00.372	72.03	1.489	17:13:56.792
3 -	36.477	23.976	1:00.453	71.93	1.570	17:14:57.245
4 -	36.231	23.600	59.831 (3)	72.68	0.948	17:15:57.076
5 -	35.403	23.480	58.883 (1)	73.85		17:16:55.959
6 -	35.669	23.515	59.184 (2)	73.47	0.301	17:17:55.143
7 -	36.232	23.673	59.905	72.59	1.022	17:18:55.048
8 -	36.526	24.293	1:00.819	71.50	1.936	17:19:55.867

BMCRC - MRO Championships 2024 - Rnd 7 @ Brands Hatch Indy

DFDS Yamaha Past Masters

RACE 18 - SECTOR ANALYSIS



SECTOR 1 = FL to I1, SECTOR 2 = I1 to FL, DIFF = Difference To Personal Best Lap, P = Crossed Finish Line in Pit Lane, D = Time Disallowed

P21 36 C		Phil ZANUTTO		Yamaha TZR250 - Westend garage/papyrus			
IDEAL LAP TIME : 59.746		BEST LAP TIME : 1:00.026		DIFFERENCE : 0.280			
LAP	SECTOR 1	SECTOR 2	LAP TIME	MPH	DIFF	TIME OF DAY	
1 -		24.791	1:11.033	61.21	11.007	17:12:58.237	
2 -	37.348	24.668	1:02.016	70.12	1.990	17:14:00.253	
3 -	36.344	23.874	1:00.218	72.21	0.192	17:15:00.471	
4 -	36.642	23.822	1:00.464	71.92	0.438	17:16:00.935	
5 -	36.215	23.876	1:00.091 (3)	72.36	0.065	17:17:01.026	
6 -	35.924	24.102	1:00.026 (1)	72.44		17:18:01.052	
7 -	36.904	23.990	1:00.894	71.41	0.868	17:19:01.946	
8 -	36.136	23.948	1:00.084 (2)	72.37	0.058	17:20:02.030	

P22 67 C		Mark BAILEY		Yamaha TZR - Elite Air conditioning Ltd. Hydroflow plumbing ltd			
IDEAL LAP TIME : 59.641		BEST LAP TIME : 59.641		DIFFERENCE : 0.000			
LAP	SECTOR 1	SECTOR 2	LAP TIME	MPH	DIFF	TIME OF DAY	
1 -		24.678	1:10.841	61.38	11.200	17:12:58.045	
2 -	36.133	23.904	1:00.037 (2)	72.43	0.396	17:13:58.082	
3 -	36.267	24.130	1:00.397	72.00	0.756	17:14:58.479	
4 -	37.404	24.470	1:01.874	70.28	2.233	17:16:00.353	
5 -	36.947	24.421	1:01.368	70.86	1.727	17:17:01.721	
6 -	35.910	23.731	59.641 (1)	72.91		17:18:01.362	
7 -	36.231	24.106	1:00.337 (3)	72.07	0.696	17:19:01.699	
8 -	35.997	24.347	1:00.344	72.06	0.703	17:20:02.043	

P23 100		Tom BARRETT		Yamaha TZR 250 - www.ypmrc.co.uk			
IDEAL LAP TIME : 59.910		BEST LAP TIME : 1:00.139		DIFFERENCE : 0.229			
LAP	SECTOR 1	SECTOR 2	LAP TIME	MPH	DIFF	TIME OF DAY	
1 -		25.843	1:13.877	58.86	13.738	17:13:01.081	
2 -	37.557	24.698	1:02.255	69.85	2.116	17:14:03.336	
3 -	36.308	24.171	1:00.479 (3)	71.90	0.340	17:15:03.815	
4 -	38.347	24.538	1:02.885	69.15	2.746	17:16:06.700	
5 -	36.015	24.482	1:00.497	71.88	0.358	17:17:07.197	
6 -	35.813	24.331	1:00.144 (2)	72.30	0.005	17:18:07.341	
7 -	36.672	24.283	1:00.955	71.34	0.816	17:19:08.296	
8 -	36.042	24.097	1:00.139 (1)	72.30		17:20:08.435	

P24 65		Nigel TERRY		Yamaha TZR250 - NTrap Garage Doors			
IDEAL LAP TIME : 1:02.368		BEST LAP TIME : 1:02.368		DIFFERENCE : 0.000			
LAP	SECTOR 1	SECTOR 2	LAP TIME	MPH	DIFF	TIME OF DAY	
1 -		25.122	1:10.678	61.52	8.310	17:12:57.882	
2 -	37.573	24.795	1:02.368 (1)	69.72		17:14:00.250	
3 -	38.248	24.869	1:03.117 (2)	68.89	0.749	17:15:03.367	
4 -	39.028	25.310	1:04.338 (3)	67.58	1.970	17:16:07.705	
5 -	38.642	25.879	1:04.521	67.39	2.153	17:17:12.226	
6 -	39.855	26.192	1:06.047	65.84	3.679	17:18:18.273	
7 -	39.161	26.181	1:05.342	66.55	2.974	17:19:23.615	
8 -	39.072	26.706	1:05.778	66.11	3.410	17:20:29.393	

P25 71 C		Tess BICKERSTAFF		Yamaha TZR250 - Len Whalin			
IDEAL LAP TIME : 1:03.088		BEST LAP TIME : 1:03.324		DIFFERENCE : 0.236			
LAP	SECTOR 1	SECTOR 2	LAP TIME	MPH	DIFF	TIME OF DAY	
1 -		24.927	1:12.104	60.30	8.780	17:12:59.308	
2 -	38.269	25.674	1:03.943 (2)	68.00	0.619	17:14:03.251	
3 -	38.709	25.261	1:03.970 (3)	67.97	0.646	17:15:07.221	
4 -	39.402	25.752	1:05.154	66.74	1.830	17:16:12.375	
5 -	39.025	25.577	1:04.602	67.31	1.278	17:17:16.977	
6 -	38.161	25.163	1:03.324 (1)	68.67		17:18:20.301	
7 -	39.401	27.300	1:06.701	65.19	3.377	17:19:27.002	
8 -	39.161	26.305	1:05.466	66.42	2.142	17:20:32.468	

BMCRC - MRO Championships 2024 - Rnd 7 @ Brands Hatch Indy

DFDS Yamaha Past Masters

RACE 18 - SECTOR ANALYSIS



SECTOR 1 = FL to I1, SECTOR 2 = I1 to FL, DIFF = Difference To Personal Best Lap, P = Crossed Finish Line in Pit Lane, D = Time Disallowed

P26 25 C		Stephen WIMBLE		Yamaha TZR 250 - S.B.W Contractor		
IDEAL LAP TIME : 1:04.178		BEST LAP TIME : 1:04.605		DIFFERENCE : 0.427		
LAP	SECTOR 1	SECTOR 2	LAP TIME	MPH	DIFF	TIME OF DAY
1 -		25.933	1:14.068	58.71	9.463	17:13:01.272
2 -	39.091	25.534	1:04.625 (2)	67.28	0.020	17:14:05.897
3 -	38.644	25.961	1:04.605 (1)	67.31		17:15:10.502
4 -	39.067	25.743	1:04.810 (3)	67.09	0.205	17:16:15.312
5 -	39.088	26.199	1:05.287	66.60	0.682	17:17:20.599
6 -	39.649	26.999	1:06.648	65.24	2.043	17:18:27.247
7 -	39.100	26.266	1:05.366	66.52	0.761	17:19:32.613
8 -	39.511	26.224	1:05.735	66.15	1.130	17:20:38.348

P27 20 R		Sara-Sophie OSTERHOLZER		Yamaha TZR 250 -		
IDEAL LAP TIME : 1:05.157		BEST LAP TIME : 1:05.366		DIFFERENCE : 0.209		
LAP	SECTOR 1	SECTOR 2	LAP TIME	MPH	DIFF	TIME OF DAY
1 -		26.335	1:13.605	59.08	8.239	17:13:00.809
2 -	40.276	26.360	1:06.636	65.25	1.270	17:14:07.445
3 -	39.512	25.920	1:05.432 (2)	66.45	0.066	17:15:12.877
4 -	39.789	26.006	1:05.795 (3)	66.09	0.429	17:16:18.672
5 -	39.237	26.129	1:05.366 (1)	66.52		17:17:24.038

P28 85		Andrew WALES		Yamaha TZR 250 - Show Control International		
IDEAL LAP TIME : 56.176		BEST LAP TIME : 56.176		DIFFERENCE : 0.000		
LAP	SECTOR 1	SECTOR 2	LAP TIME	MPH	DIFF	TIME OF DAY
1 -		22.922	1:03.411	68.57	7.235	17:12:50.615
2 -	33.414	22.762	56.176 (1)	77.41		17:13:46.791
3 -	34.856	23.212	58.068 (2)	74.88	1.892	17:14:44.859
4 -	35.363	23.407	58.770 (3)	73.99	2.594	17:15:43.629

BMCRC - MRO Championships 2024 - Rnd 7 @ Brands Hatch Indy

DFDS Yamaha Past Masters

RACE 18 - BEST SECTORS

SECTOR 1			SECTOR 2			IDEAL / BEST COMPARISON						
POS	NO	NAME	TIME	NO	NAME	TIME	POS	NO	NAME	IDEAL	BEST	DIFF
									PERFECT LAP	53.110		
1	1	WHOLEY	31.625	1	WHOLEY	21.485	1	1	WHOLEY	53.110	53.110	0.000
2	4	HALIL	32.349	99	HOGAN	21.618	2	4	HALIL	54.108	54.108	0.000
3	8	BALL	32.405	4	HALIL	21.759	3	99	HOGAN	54.151	54.433	0.282
4	74	WHITBY	32.473	8	BALL	21.858	4	8	BALL	54.263	54.395	0.132
5	99	HOGAN	32.533	74	WHITBY	21.923	5	74	WHITBY	54.396	54.396	0.000
6	26	LEE	32.664	15	PERKINS	22.139	6	15	PERKINS	55.035	55.220	0.185
7	15	PERKINS	32.896	60	GOUGH	22.414	7	26	LEE	55.083	55.437	0.354
8	85	WALES	33.414	26	LEE	22.419	8	52	FLUX	55.999	56.172	0.173
9	52	FLUX	33.538	52	FLUX	22.461	9	166	RIDLEY	56.123	56.248	0.125
10	166	RIDLEY	33.582	166	RIDLEY	22.541	10	85	WALES	56.176	56.176	0.000
11	29	CRIPPS	33.635	72	HAMILTON	22.563	11	29	CRIPPS	56.204	56.204	0.000
12	72	HAMILTON	33.935	29	CRIPPS	22.569	12	60	GOUGH	56.416	56.662	0.246
13	34	NIELD	33.968	73	TURNER	22.569	13	72	HAMILTON	56.498	56.589	0.091
14	64	DAVIS	33.971	85	WALES	22.762	14	64	DAVIS	56.876	57.270	0.394
15	60	GOUGH	34.002	64	DAVIS	22.905	15	73	TURNER	56.933	57.146	0.213
16	55	TOLAND	34.220	34	NIELD	23.009	16	34	NIELD	56.977	56.996	0.019
17	73	TURNER	34.364	55	TOLAND	23.022	17	55	TOLAND	57.242	57.449	0.207
18	46	MARSHALL	34.450	333	STUBBERFIELD	23.185	18	46	MARSHALL	57.882	58.008	0.126
19	84	ELLISON	34.701	84	ELLISON	23.294	19	84	ELLISON	57.995	58.379	0.384
20	333	STUBBERFIELD	34.831	46	MARSHALL	23.432	20	333	STUBBERFIELD	58.016	58.317	0.301
21	58	STANLEY	35.403	58	STANLEY	23.480	21	58	STANLEY	58.883	58.883	0.000
22	100	BARRETT	35.813	67	BAILEY	23.731	22	67	BAILEY	59.641	59.641	0.000
23	67	BAILEY	35.910	36	ZANUTTO	23.822	23	36	ZANUTTO	59.746	1:00.026	0.280
24	36	ZANUTTO	35.924	100	BARRETT	24.097	24	100	BARRETT	59.910	1:00.139	0.229
25	65	TERRY	37.573	65	TERRY	24.795	25	65	TERRY	1:02.368	1:02.368	0.000
26	71	BICKERSTAFF	38.161	71	BICKERSTAFF	24.927	26	71	BICKERSTAFF	1:03.088	1:03.324	0.236
27	25	WIMBLE	38.644	25	WIMBLE	25.534	27	25	WIMBLE	1:04.178	1:04.605	0.427
28	20	OSTERHOLZER	39.237	20	OSTERHOLZER	25.920	28	20	OSTERHOLZER	1:05.157	1:05.366	0.209

BMCRC - MRO Championships 2024 - Rnd 7 @ Brands Hatch Indy

DFDS Yamaha Past Masters

RACE 18 - STATISTICS

Competitors Started 28
Planned Start 2024-09-21 @ 16:00:00.000
Actual Start 2024-09-21 @ 17:11:47.203
Finish Time 2024-09-21 @ 17:19:55.394
Track Length 1.2079mi.
Total Laps 236
Total Distance Covered 285.0751mi.

Session Fastest Lap History

NO	CL	NAME	LAP TIME	TIME OF DAY	LAP	VEHICLE
1		Kevin WHOLEY	54.120	17:13:40.101	2	Yamaha TZR
1		Kevin WHOLEY	53.110	17:14:33.211	3	Yamaha TZR

Session Leader History

NO	CL	NAME	FROM LAP	LAPS LED	DISTANCE	VEHICLE
1		Kevin WHOLEY	1	9	10.87 miles	Yamaha TZR

Flag History

TYPE	TIME OF DAY
GREEN	17:11:47.203
FINISH	17:19:55.394

Flag Statistics

TYPE	COUNT	TOTAL LAPS	TOTAL TIME
Green	1	9	9:19.659
Red	0	0	0.000
Safety Car	0	0	0.000
FCY	0	0	0.000

BMCRC - MRO Championships 2024 - Rnd 7 @ Brands Hatch Indy

DFDS Yamaha Past Masters

RACE 18 - STATISTICS

CLASS :

12 Starters

Fastest Lap History

NO	NAME	LAP TIME	TIME OF DAY	LAP	VEHICLE
1	Kevin WHOLEY	54.120	17:13:40.101	2	Yamaha TZR
1	Kevin WHOLEY	53.110	17:14:33.211	3	Yamaha TZR

Leader History

NO	NAME	FROM LAP	LAPS LED	DISTANCE	VEHICLE
1	Kevin WHOLEY	1	9	10.87 miles	Yamaha TZR

BMCRC - MRO Championships 2024 - Rnd 7 @ Brands Hatch Indy

DFDS Yamaha Past Masters

RACE 18 - STATISTICS

CLASS : C

11 Starters

Fastest Lap History

NO	NAME	LAP TIME	TIME OF DAY	LAP	VEHICLE
52	Andy FLUX	57.094	17:13:46.468	2	Yamaha TZR 250
52	Andy FLUX	56.587	17:14:43.055	3	Yamaha TZR 250
52	Andy FLUX	56.172	17:16:35.815	5	Yamaha TZR 250

Leader History

NO	NAME	FROM LAP	LAPS LED	DISTANCE	VEHICLE
52	Andy FLUX	1	9	10.87 miles	Yamaha TZR 250

BMCRC - MRO Championships 2024 - Rnd 7 @ Brands Hatch Indy

DFDS Yamaha Past Masters

RACE 18 - STATISTICS

CLASS : R

5 Starters

Fastest Lap History

NO	NAME	LAP TIME	TIME OF DAY	LAP	VEHICLE
34	Paul NIELD	57.544	17:13:48.316	2	Yamaha TZR250
64	Iain DAVIS	57.521	17:13:50.123	2	Yamaha TZR250
34	Paul NIELD	56.996	17:14:45.312	3	Yamaha TZR250
166	Tom RIDLEY	56.429	17:14:48.487	3	Yamaha
166	Tom RIDLEY	56.248	17:16:41.468	5	Yamaha

Leader History

NO	NAME	FROM LAP	LAPS LED	DISTANCE	VEHICLE
34	Paul NIELD	1	6	7.24 miles	Yamaha TZR250
166	Tom RIDLEY	7	3	3.62 miles	Yamaha

BMCRC - MRO Championships 2024 - Rnd 7 @ Brands Hatch Indy

DFDS Yamaha Past Masters

RACE 8 - GRID (12 Laps)



ROW 9	27	1:05.366	20 Sara-Sophie OSTERHOLZER	26	1:04.605	25 Stephen WIMBLE	25	1:03.324	71 Tess BICKERSTAFF
ROW 8	24	1:02.368	65 Nigel TERRY	23	1:00.139	100 Tom BARRETT	22	1:00.026	36 Phil ZANUTTO
ROW 7	21	59.641	67 Mark BAILEY	20	58.883	58 Ian STANLEY	19	58.379	84 Bert ELLISON
ROW 6	18	58.317	333 Mark STUBBERFIELD	17	58.008	46 Kevin MARSHALL	16	57.449	55 Paul TOLAND
ROW 5	15	57.270	64 Iain DAVIS	14	57.146	73 Colvin TURNER	13	56.996	34 Paul NIELD
ROW 4	12	56.662	60 Danny GOUGH	11	56.589	72 John HAMILTON	10	56.204	29 Derek CRIPPS
ROW 3	9	56.176	85 Andrew WALES	8	56.172	52 Andy FLUX	7	55.437	26 Damian LEE
ROW 2	6	55.220	15 Billy PERKINS	5	54.433	99 Calvin HOGAN	4	54.396	74 Paul WHITBY
ROW 1	3	54.395	8 David BALL	2	54.108	4 Denis HALIL	1	53.110	1 Kevin WHOLEY
Pole									

These results are provisional until the conclusion of any judicial and technical matters.

Brands Hatch Indy: 1.2079 miles

Clerk Of Course:	Stewards:	Timekeeper: Richard Evans	
------------------	-----------	---------------------------	--

Results can be found at www.tsl-timing.com

Printed - 17:23 Saturday, 21 September 2024



BMCRC - MRO Championships 2024 - Rnd 7 @ Brands Hatch Indy

DFDS Yamaha Past Masters

RACE 8 - CLASSIFICATION

Race Distance: 12 Laps / 14.49 miles

POS	NO	CL	PIC	NAME	ENTRY	LAPS	TIME	GAP	DIFF	MPH	BEST	ON	GRD	↑↓
1	1		1	Kevin WHOLEY	Yamaha TZR - Twistgrip Motorcycles	12	10:55.697			79.58	53.579	7	1	0
2	4		2	Denis HALIL	Yamaha TZR250 - D & A AUTOS	12	11:00.214	4.517	4.517	79.03	54.035	10	2	0
3	8		3	David BALL	Yamaha TZR250 - Gardiner Page and Roe pension consult	12	11:00.608	4.911	0.394	78.99	54.145	7	3	0
4	74		4	Paul WHITBY	Yamaha TZR 250 - Greybridge Ltd	12	11:00.717	5.020	0.109	78.97	53.546	11	4	0
5	26		5	Damian LEE	Yamaha TZR250 - Leed Autos	12	11:03.739	8.042	3.022	78.62	54.278	3	7	2
6	99		6	Calvin HOGAN	Yamaha TZR 250 - F.G Racing	12	11:09.908	14.211	6.169	77.89	54.276	4	5	-1
7	72	C	1	John HAMILTON	Yamaha TRZ250 - LW Racing	12	11:31.112	35.415	21.204	75.50	56.558	11	11	4
8	15		7	Billy PERKINS	Yamaha TZR 250 - Ashford tarmac / Barking mad about Anin	12	11:31.124	35.427	0.012	75.50	56.087	7	6	-2
9	29		8	Derek CRIPPS	Yamaha TZR - Team FBR	12	11:32.439	36.742	1.315	75.36	56.255	12	10	1
10	55		9	Paul TOLAND	Yamaha TZR250 - Kippers keys	12	11:33.130	37.433	0.691	75.28	56.024	12	16	6
11	60	C	2	Danny GOUGH	Yamaha TZR 250 - G Force Motorcycles	12	11:34.544	38.847	1.414	75.13	56.438	12	12	1
12	64	R	1	Iain DAVIS	Yamaha TZR250 -	12	11:43.094	47.397	8.550	74.21	56.931	12	15	3
13	73	C	3	Colvin TURNER	Yamaha TZR250 -	12	11:44.051	48.354	0.957	74.11	57.098	8	14	1
14	52	C	4	Andy FLUX	Yamaha TZR 250 - Mach 1 Automotive LTD	12	11:50.403	54.706	6.352	73.45	58.068	2	8	-6
15	84	R	2	Bert ELLISON	Yamaha TZR250 - Ma n pa prentice	11	10:58.243	1 Lap	1 Lap	72.67	58.388	4	19	4
16	34	R	3	Paul NIELD	Yamaha TZR250 -	11	10:58.439	1 Lap	0.196	72.64	58.542	10	13	-3
17	58	C	5	Ian STANLEY	Yamaha TZR 250 - Twistgrip Motorcycles	11	11:18.902	1 Lap	20.463	70.45	59.098	10	20	3
18	67	C	6	Mark BAILEY	Yamaha TZR - Elite Air conditioning Ltd. Hydroflow plumbing	11	11:22.404	1 Lap	3.502	70.09	1:00.048	9	21	3
19	100		10	Tom BARRETT	Yamaha TZR 250 - www.ypmrc.co.uk	11	11:23.220	1 Lap	0.816	70.01	59.984	9	23	4
20	71	C	7	Tess BICKERSTAFF	Yamaha TZR250 - Len Whalin	10	10:56.535	2 Laps	1 Lap	66.23	1:04.084	3	25	5
21	25	C	8	Stephen WIMBLE	Yamaha TZR 250 - S.B.W Contractor	10	10:57.640	2 Laps	1.105	66.12	1:04.084	7	26	5
22	20	R	4	Sara-Sophie OSTERHOLZER	Yamaha TZR 250 -	9	11:12.597	3 Laps	1 Lap	58.18	1:12.438	2	27	5

NOT CLASSIFIED

DNF	85			Andrew WALES	Yamaha TZR 250 - Show Control International	4	4:00.799	8 Laps	5 Laps	72.23	57.943	2	9	
DNF	65			Nigel TERRY	Yamaha TZR250 - NTrap Garage Doors	2	2:18.166	10 Laps	2 Laps	62.94	1:05.343	2	24	
DNF	36	C		Phil ZANUTTO	Yamaha TZR250 - Westend garage/papyrus	2	2:22.921	10 Laps	4.755	60.85	1:05.856	2	22	

FASTEST LAP

74				Paul WHITBY	Yamaha TZR 250 - Greybridge Ltd	11	53.546			81.21 mph	130.69 kph			
60	C			Danny GOUGH	Yamaha TZR 250 - G Force Motorcycles	12	56.438			77.05 mph	124.00 kph			
64	R			Iain DAVIS	Yamaha TZR250 -	12	56.931			76.38 mph	122.92 kph			

Comments:

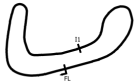
Class - 92.5% of Race Speed = 73.61 mph
 Class C - 92.5% of Race Speed = 69.83 mph
 Class R - 92.5% of Race Speed = 68.64 mph

Weather / Track : Cloudy / Dry

These results are provisional until the conclusion of any judicial and technical matters.

Date: 22/09/2024 Start: 12:51 Finish: 13:02

Brands Hatch Indy: 1.2079 miles

Clerk Of Course:	Stewards:	Timekeeper: Richard Evans	
------------------	-----------	---------------------------	---

Results can be found at www.tsl-timing.com

Printed - 13:04 Sunday, 22 September 2024

BMCR - MRO Championships 2024 - Rnd 7 @ Brands Hatch Indy

DFDS Yamaha Past Masters

RACE 8 - LAP CHART

LAP 1 @ 12:52:50.636

NO	BEHIND	LAP TIME
1		59.357
8	0.702	1:00.059
4	0.870	1:00.227
74	1.908	1:01.265
26	2.213	1:01.570
99	2.310	1:01.667
15	4.559	1:03.916
52	4.699	1:04.056
72	4.703	1:04.060
85	5.137	1:04.494
29	5.673	1:05.030
60	6.187	1:05.544
34	6.370	1:05.727
55	6.597	1:05.954
64	7.157	1:06.514
73	7.666	1:07.023
84	8.046	1:07.403
67	9.620	1:08.977
71	12.114	1:11.471
58	12.239	1:11.596
65	13.466	1:12.823
100	13.718	1:13.075
25	15.476	1:14.833
36	17.708	1:17.065
20	18.808	1:18.165

LAP 2 @ 12:53:44.791

NO	BEHIND	LAP TIME
1		54.155
8	1.720	55.173
4	1.755	55.040
26	2.737	54.679
74	3.001	55.248
99	3.378	55.223
15	8.316	57.912
72	8.355	57.807
52	8.612	58.068
85	8.925	57.943
29	9.224	57.706
60	9.391	57.359
55	10.426	57.984
34	11.279	59.064
64	11.409	58.407
73	11.911	58.400
84	13.896	1:00.005
67	17.090	1:01.625
58	18.800	1:00.716
71	22.268	1:04.309
100	22.832	1:03.269
65	24.654	1:05.343
25	25.732	1:04.411
36	29.409	1:05.856
20	37.091	1:12.438

LAP 3 @ 12:54:38.819

NO	BEHIND	LAP TIME
1		54.028
8	2.170	54.478
4	2.198	54.471
26	2.987	54.278
74	3.626	54.653
99	4.075	54.725

72	11.331	57.004
15	12.155	57.867
29	12.534	57.338
52	12.749	58.165
60	13.680	58.317
55	13.886	57.488
85	14.262	59.365
64	16.033	58.652
34	16.204	58.953
73	16.255	58.372
84	18.747	58.879
67	24.686	1:01.624
58	26.028	1:01.256
100	31.112	1:02.308
71	32.324	1:04.084
25	37.520	1:05.816

LAP 4 @ 12:55:32.597

NO	BEHIND	LAP TIME
1		53.778
20	1 Lap	1:13.175
8	2.980	54.588
4	3.086	54.666
26	3.789	54.580
74	4.003	54.155
99	4.573	54.276
72	14.888	57.335
15	15.840	57.463
29	16.113	57.357
52	17.138	58.167
55	17.243	57.135
60	17.546	57.644
85	19.481	58.997
64	20.034	57.779
73	20.190	57.713
34	21.222	58.796
84	23.357	58.388
67	32.899	1:01.991
58	32.939	1:00.689
100	38.102	1:00.768
71	44.344	1:05.798
25	48.976	1:05.234

LAP 5 @ 12:56:26.736

NO	BEHIND	LAP TIME
1		54.139
8	3.380	54.539
4	3.496	54.549
26	4.706	55.056
74	4.966	55.102
99	6.146	55.712
72	18.054	57.305
15	19.240	57.539
29	19.425	57.451
55	20.111	57.007
60	20.985	57.578
20	1 Lap	1:13.038
52	21.971	58.972
64	23.560	57.665
73	23.985	57.934
34	26.151	59.068
84	28.246	59.028
67	40.435	1:01.675
58	40.776	1:01.976
100	44.525	1:00.562

LAP 6 @ 12:57:20.728

NO	BEHIND	LAP TIME
1		53.992
71	1 Lap	1:04.940
8	4.040	54.652
4	4.114	54.610
74	5.103	54.129
25	1 Lap	1:04.551
26	5.509	54.795
99	6.742	54.588
72	21.195	57.133
29	21.912	56.479
15	22.285	57.037
55	22.623	56.504
60	23.593	56.600
52	27.044	59.065
64	27.154	57.586
73	27.911	57.918
34	32.075	59.916
84	32.689	58.435
20	1 Lap	1:14.941
67	48.195	1:01.752
58	48.217	1:01.433
100	50.709	1:00.176

LAP 7 @ 12:58:14.307

NO	BEHIND	LAP TIME
1		53.579
8	4.606	54.145
4	4.620	54.085
74	5.810	54.286
26	6.467	54.537
99	8.807	55.644
71	1 Lap	1:05.358
25	1 Lap	1:04.089
72	24.456	56.840
29	24.779	56.446
15	24.793	56.087
55	25.518	56.474
60	26.543	56.529
64	31.718	58.143
52	32.059	58.594
73	33.082	58.750
34	37.690	59.194
84	38.366	59.256

LAP 8 @ 12:59:10.156

NO	BEHIND	LAP TIME
1		55.849
67	1 Lap	1:02.460
58	1 Lap	1:02.494
100	1 Lap	1:01.315
8	3.142	54.385
4	3.206	54.435
74	4.070	54.109
26	5.328	54.710
20	2 Laps	1:14.741
99	8.101	55.143
71	1 Lap	1:04.509
25	1 Lap	1:04.084
72	25.560	56.953
15	25.805	56.861
29	26.350	57.420
55	26.406	56.737

60	27.361	56.667
64	32.953	57.084
73	34.331	57.098
52	34.344	58.134
84	41.818	59.301
34	41.848	1:00.007

LAP 9 @ 13:00:04.103

NO	BEHIND	LAP TIME
1		53.947
8	3.677	54.482
4	4.661	55.402
74	6.236	56.113
26	6.816	55.435
58	1 Lap	59.492
67	1 Lap	1:00.858
99	9.360	55.206
100	1 Lap	1:00.721
20	2 Laps	1:14.332
15	28.036	56.178
72	28.400	56.787
29	30.134	57.731
55	30.704	58.245
60	31.628	58.214
71	1 Lap	1:05.879
25	1 Lap	1:05.026
64	36.273	57.267
73	37.600	57.216
52	39.351	58.954
84	46.936	59.065
34	47.328	59.427

LAP 10 @ 13:00:57.983

NO	BEHIND	LAP TIME
1		53.880
8	4.767	54.970
4	4.816	54.035
74	6.177	53.821
26	7.389	54.453
99	11.404	55.924
58	1 Lap	1:00.261
67	1 Lap	1:00.048
100	1 Lap	59.984
15	30.695	56.539
72	31.214	56.694
29	33.209	56.955
55	34.007	57.183
60	34.858	57.110
64	42.132	59.739
73	42.853	59.133
71	1 Lap	1:05.950
52	45.649	1:00.178
25	1 Lap	1:04.980
20	2 Laps	1:15.841
84	51.935	58.879
34	51.990	58.542

LAP 11 @ 13:01:51.722

NO	BEHIND	LAP TIME
1		53.739
8	5.181	54.153
4	5.235	54.158
74	5.984	53.546
26	8.375	54.725

99	13.462	55.797
58	1 Lap	59.098
67	1 Lap	1:00.614
100	1 Lap	1:00.241
15	33.582	56.626
72	34.033	56.558
29	35.741	56.271
55	36.663	56.395
60	37.663	56.544
64	45.720	57.327
73	46.249	57.135
52	50.747	58.837

LAP 12 @ 13:02:46.976

NO	BEHIND	LAP TIME
1		55.254
71	2 Laps	1:04.237
25	2 Laps	1:04.616
84	1 Lap	59.604
34	1 Lap	59.745
4	4.517	54.536
8	4.911	54.984
74	5.020	54.290
26	8.042	54.921
99	14.211	56.003
20	3 Laps	1:15.926
58	1 Lap	59.891
67	1 Lap	1:00.780
100	1 Lap	1:00.801
72	35.415	56.636
15	35.427	57.099
29	36.742	56.255
55	37.433	56.024
60	38.847	56.438
64	47.397	56.931
73	48.354	57.359
52	54.706	59.213

BMCRC - MRO Championships 2024 - Rnd 7 @ Brands Hatch Indy

DFDS Yamaha Past Masters

RACE 8 - POSITION CHART

No	Name	Lap Pos	Lap												
			1	2	3	4	5	6	7	8	9	10	11	12	
1	WHOLEY	1	1	1	1	1	1	1	1	1	1	1	1	1	1
4	HALIL	2	8	8	8	8	8	8	8	8	8	8	8	8	4
8	BALL	3	4	4	4	4	4	4	4	4	4	4	4	4	8
74	WHITBY	4	74	26	26	26	26	74	74	74	74	74	74	74	74
99	HOGAN	5	26	74	74	74	74	26	26	26	26	26	26	26	26
15	PERKINS	6	99	99	99	99	99	99	99	99	99	99	99	99	99
26	LEE	7	15	15	72	72	72	72	72	72	15	15	15	15	72
52	FLUX	8	52	72	15	15	15	29	29	15	72	72	72	15	
85	WALES	9	72	52	29	29	29	15	15	29	29	29	29	29	29
29	CRIPPS	10	85	85	52	52	55	55	55	55	55	55	55	55	55
72	HAMILTON	11	29	29	60	55	60	60	60	60	60	60	60	60	60
60	GOUGH	12	60	60	55	60	52	52	64	64	64	64	64	64	64
34	NIELD	13	34	55	85	85	64	64	52	73	73	73	73	73	73
73	TURNER	14	55	34	64	64	73	73	73	52	52	52	52	52	52
64	DAVIS	15	64	64	34	73	34	34	34	84	84	84	84	84	84
55	TOLAND	16	73	73	73	34	84	84	84	34	34	34	34	34	34
84	ELLISON	17	84	84	84	84	67	67	67	58	58	58	58	58	58
58	STANLEY	18	67	67	67	67	58	58	58	67	67	67	67	67	67
67	BAILEY	19	71	58	58	58	100	100	100	100	100	100	100	100	100
36	ZANUTTO	20	58	71	100	100	71	71	71	71	71	71	71	71	71
100	BARRETT	21	65	100	71	71	25	25	25	25	25	25	25	25	25
65	TERRY	22	100	65	25	25	20	20	20	20	20	20	20	20	20
71	BICKERSTAFF	23	25	25	20	20									
25	WIMBLE	24	36	36											
20	OSTERHOLZER	25	20	20											

BMCRC - MRO Championships 2024 - Rnd 7 @ Brands Hatch Indy

DFDS Yamaha Past Masters

RACE 8 - SECTOR ANALYSIS



SECTOR 1 = FL to I1, SECTOR 2 = I1 to FL, DIFF = Difference To Personal Best Lap, P = Crossed Finish Line in Pit Lane, D = Time Disallowed

P1		1		Kevin WHOLEY		Yamaha TZR - Twistgrip Motorcycles	
IDEAL LAP TIME : 53.579		BEST LAP TIME : 53.579		DIFFERENCE : 0.000			
LAP	SECTOR 1	SECTOR 2	LAP TIME	MPH	DIFF	TIME OF DAY	
1 -		21.755	59.357	73.26	5.778	12:52:50.636	
2 -	32.321	21.834	54.155	80.29	0.576	12:53:44.791	
3 -	32.289	21.739	54.028	80.48	0.449	12:54:38.819	
4 -	32.020	21.758	53.778 (3)	80.86	0.199	12:55:32.597	
5 -	32.274	21.865	54.139	80.32	0.560	12:56:26.736	
6 -	31.961	22.031	53.992	80.54	0.413	12:57:20.728	
7 -	31.899	21.680	53.579 (1)	81.16		12:58:14.307	
8 -	33.228	22.621	55.849	77.86	2.270	12:59:10.156	
9 -	32.159	21.788	53.947	80.60	0.368	13:00:04.103	
10 -	32.185	21.695	53.880	80.70	0.301	13:00:57.983	
11 -	31.960	21.779	53.739 (2)	80.92	0.160	13:01:51.722	
12 -	33.201	22.053	55.254	78.70	1.675	13:02:46.976	

P2		4		Denis HALIL		Yamaha TZR250 - D & A AUTOS	
IDEAL LAP TIME : 53.736		BEST LAP TIME : 54.035		DIFFERENCE : 0.299			
LAP	SECTOR 1	SECTOR 2	LAP TIME	MPH	DIFF	TIME OF DAY	
1 -		21.738	1:00.227	72.20	6.192	12:52:51.506	
2 -	33.042	21.998	55.040	79.00	1.005	12:53:46.546	
3 -	32.636	21.835	54.471	79.83	0.436	12:54:41.017	
4 -	32.724	21.942	54.666	79.54	0.631	12:55:35.683	
5 -	32.674	21.875	54.549	79.71	0.514	12:56:30.232	
6 -	32.583	22.027	54.610	79.63	0.575	12:57:24.842	
7 -	32.506	21.579	54.085 (2)	80.40	0.050	12:58:18.927	
8 -	32.526	21.909	54.435	79.88	0.400	12:59:13.362	
9 -	33.796	21.606	55.402	78.49	1.367	13:00:08.764	
10 -	32.161	21.874	54.035 (1)	80.47		13:01:02.799	
11 -	32.583	21.575	54.158 (3)	80.29	0.123	13:01:56.957	
12 -	32.749	21.787	54.536	79.73	0.501	13:02:51.493	

P3		8		David BALL		Yamaha TZR250 - Gardiner Page and Roe pension consultants	
IDEAL LAP TIME : 54.063		BEST LAP TIME : 54.145		DIFFERENCE : 0.082			
LAP	SECTOR 1	SECTOR 2	LAP TIME	MPH	DIFF	TIME OF DAY	
1 -		21.914	1:00.059	72.40	5.914	12:52:51.338	
2 -	33.068	22.105	55.173	78.81	1.028	12:53:46.511	
3 -	32.549	21.929	54.478	79.82	0.333	12:54:40.989	
4 -	32.623	21.965	54.588	79.66	0.443	12:55:35.577	
5 -	32.567	21.972	54.539	79.73	0.394	12:56:30.116	
6 -	32.596	22.056	54.652	79.56	0.507	12:57:24.768	
7 -	32.198	21.947	54.145 (1)	80.31		12:58:18.913	
8 -	32.259	22.126	54.385 (3)	79.95	0.240	12:59:13.298	
9 -	32.617	21.865	54.482	79.81	0.337	13:00:07.780	
10 -	32.969	22.001	54.970	79.10	0.825	13:01:02.750	
11 -	32.267	21.886	54.153 (2)	80.30	0.008	13:01:56.903	
12 -	32.549	22.435	54.984	79.08	0.839	13:02:51.887	

BMCRC - MRO Championships 2024 - Rnd 7 @ Brands Hatch Indy

DFDS Yamaha Past Masters

RACE 8 - SECTOR ANALYSIS



SECTOR 1 = FL to I1, SECTOR 2 = I1 to FL, DIFF = Difference To Personal Best Lap, P = Crossed Finish Line in Pit Lane, D = Time Disallowed

P4 74 Paul WHITBY		Yamaha TZR 250 - Greybridge Ltd				
IDEAL LAP TIME : 53.546		BEST LAP TIME : 53.546		DIFFERENCE : 0.000		
LAP	SECTOR 1	SECTOR 2	LAP TIME	MPH	DIFF	TIME OF DAY
1 -		22.271	1:01.265	70.97	7.719	12:52:52.544
2 -	33.213	22.035	55.248	78.71	1.702	12:53:47.792
3 -	32.657	21.996	54.653	79.56	1.107	12:54:42.445
4 -	32.440	21.715	54.155	80.29	0.609	12:55:36.600
5 -	33.073	22.029	55.102	78.91	1.556	12:56:31.702
6 -	32.200	21.929	54.129	80.33	0.583	12:57:25.831
7 -	32.541	21.745	54.286	80.10	0.740	12:58:20.117
8 -	32.051	22.058	54.109 (3)	80.36	0.563	12:59:14.226
9 -	33.146	22.967	56.113	77.49	2.567	13:00:10.339
10 -	32.153	21.668	53.821 (2)	80.79	0.275	13:01:04.160
11 -	31.913	21.633	53.546 (1)	81.21		13:01:57.706
12 -	32.395	21.895	54.290	80.09	0.744	13:02:51.996

P5 26 Damian LEE		Yamaha TZR250 - Leed Autos				
IDEAL LAP TIME : 54.231		BEST LAP TIME : 54.278		DIFFERENCE : 0.047		
LAP	SECTOR 1	SECTOR 2	LAP TIME	MPH	DIFF	TIME OF DAY
1 -		22.396	1:01.570	70.62	7.292	12:52:52.849
2 -	32.642	22.037	54.679	79.52	0.401	12:53:47.528
3 -	32.272	22.006	54.278 (1)	80.11		12:54:41.806
4 -	32.420	22.160	54.580	79.67	0.302	12:55:36.386
5 -	32.940	22.116	55.056	78.98	0.778	12:56:31.442
6 -	32.705	22.090	54.795	79.36	0.517	12:57:26.237
7 -	32.578	21.959	54.537 (3)	79.73	0.259	12:58:20.774
8 -	32.509	22.201	54.710	79.48	0.432	12:59:15.484
9 -	32.656	22.779	55.435	78.44	1.157	13:00:10.919
10 -	32.296	22.157	54.453 (2)	79.85	0.175	13:01:05.372
11 -	32.388	22.337	54.725	79.46	0.447	13:02:00.097
12 -	32.655	22.266	54.921	79.17	0.643	13:02:55.018

P6 99 Calvin HOGAN		Yamaha TZR 250 - F.G Racing				
IDEAL LAP TIME : 54.276		BEST LAP TIME : 54.276		DIFFERENCE : 0.000		
LAP	SECTOR 1	SECTOR 2	LAP TIME	MPH	DIFF	TIME OF DAY
1 -		21.948	1:01.667	70.51	7.391	12:52:52.946
2 -	33.182	22.041	55.223	78.74	0.947	12:53:48.169
3 -	32.608	22.117	54.725 (3)	79.46	0.449	12:54:42.894
4 -	32.582	21.694	54.276 (1)	80.12		12:55:37.170
5 -	33.647	22.065	55.712	78.05	1.436	12:56:32.882
6 -	32.829	21.759	54.588 (2)	79.66	0.312	12:57:27.470
7 -	33.529	22.115	55.644	78.15	1.368	12:58:23.114
8 -	32.938	22.205	55.143	78.86	0.867	12:59:18.257
9 -	33.141	22.065	55.206	78.77	0.930	13:00:13.463
10 -	33.656	22.268	55.924	77.75	1.648	13:01:09.387
11 -	33.382	22.415	55.797	77.93	1.521	13:02:05.184
12 -	33.371	22.632	56.003	77.64	1.727	13:03:01.187

BMCRC - MRO Championships 2024 - Rnd 7 @ Brands Hatch Indy

DFDS Yamaha Past Masters

RACE 8 - SECTOR ANALYSIS



SECTOR 1 = FL to I1, SECTOR 2 = I1 to FL, DIFF = Difference To Personal Best Lap, P = Crossed Finish Line in Pit Lane, D = Time Disallowed

P7 72 C		John HAMILTON		Yamaha TRZ250 - LW Racing			
IDEAL LAP TIME : 56.262		BEST LAP TIME : 56.558		DIFFERENCE : 0.296			
LAP	SECTOR 1	SECTOR 2	LAP TIME	MPH	DIFF	TIME OF DAY	
1 -		23.357	1:04.060	67.88	7.502	12:52:55.339	
2 -	34.683	23.124	57.807	75.22	1.249	12:53:53.146	
3 -	34.055	22.949	57.004	76.28	0.446	12:54:50.150	
4 -	34.491	22.844	57.335	75.84	0.777	12:55:47.485	
5 -	34.168	23.137	57.305	75.88	0.747	12:56:44.790	
6 -	34.448	22.685	57.133	76.11	0.575	12:57:41.923	
7 -	34.219	22.621	56.840	76.50	0.282	12:58:38.763	
8 -	34.371	22.582	56.953	76.35	0.395	12:59:35.716	
9 -	34.383	22.404	56.787	76.57	0.229	13:00:32.503	
10 -	33.913	22.781	56.694 (3)	76.70	0.136	13:01:29.197	
11 -	33.858	22.700	56.558 (1)	76.88		13:02:25.755	
12 -	33.895	22.741	56.636 (2)	76.78	0.078	13:03:22.391	

P8 15		Billy PERKINS		Yamaha TZR 250 - Ashford tarmac / Barking mad about Animals			
IDEAL LAP TIME : 55.938		BEST LAP TIME : 56.087		DIFFERENCE : 0.149			
LAP	SECTOR 1	SECTOR 2	LAP TIME	MPH	DIFF	TIME OF DAY	
1 -		23.703	1:03.916	68.03	7.829	12:52:55.195	
2 -	34.343	23.569	57.912	75.08	1.825	12:53:53.107	
3 -	34.539	23.328	57.867	75.14	1.780	12:54:50.974	
4 -	34.195	23.268	57.463	75.67	1.376	12:55:48.437	
5 -	33.739	23.800	57.539	75.57	1.452	12:56:45.976	
6 -	34.222	22.815	57.037	76.24	0.950	12:57:43.013	
7 -	33.587	22.500	56.087 (1)	77.53		12:58:39.100	
8 -	34.151	22.710	56.861	76.47	0.774	12:59:35.961	
9 -	33.438	22.740	56.178 (2)	77.40	0.091	13:00:32.139	
10 -	33.567	22.972	56.539 (3)	76.91	0.452	13:01:28.678	
11 -	33.602	23.024	56.626	76.79	0.539	13:02:25.304	
12 -	34.064	23.035	57.099	76.15	1.012	13:03:22.403	

P9 29		Derek CRIPPS		Yamaha TZR - Team FBR			
IDEAL LAP TIME : 56.212		BEST LAP TIME : 56.255		DIFFERENCE : 0.043			
LAP	SECTOR 1	SECTOR 2	LAP TIME	MPH	DIFF	TIME OF DAY	
1 -		23.338	1:05.030	66.87	8.775	12:52:56.309	
2 -	34.805	22.901	57.706	75.35	1.451	12:53:54.015	
3 -	34.319	23.019	57.338	75.84	1.083	12:54:51.353	
4 -	34.168	23.189	57.357	75.81	1.102	12:55:48.710	
5 -	33.941	23.510	57.451	75.69	1.196	12:56:46.161	
6 -	33.820	22.659	56.479	76.99	0.224	12:57:42.640	
7 -	33.779	22.667	56.446 (3)	77.04	0.191	12:58:39.086	
8 -	34.332	23.088	57.420	75.73	1.165	12:59:36.506	
9 -	34.792	22.939	57.731	75.32	1.476	13:00:34.237	
10 -	34.272	22.683	56.955	76.35	0.700	13:01:31.192	
11 -	33.553	22.718	56.271 (2)	77.27	0.016	13:02:27.463	
12 -	33.574	22.681	56.255 (1)	77.30		13:03:23.718	

BMCRC - MRO Championships 2024 - Rnd 7 @ Brands Hatch Indy

DFDS Yamaha Past Masters

RACE 8 - SECTOR ANALYSIS



SECTOR 1 = FL to I1, SECTOR 2 = I1 to FL, DIFF = Difference To Personal Best Lap, P = Crossed Finish Line in Pit Lane, D = Time Disallowed

P10 55		Paul TOLAND		Yamaha TZR250 - Kippers keys			
IDEAL LAP TIME : 56.020		BEST LAP TIME : 56.024		DIFFERENCE : 0.004			
LAP	SECTOR 1	SECTOR 2	LAP TIME	MPH	DIFF	TIME OF DAY	
1 -		23.358	1:05.954	65.93	9.930	12:52:57.233	
2 -	34.927	23.057	57.984	74.99	1.960	12:53:55.217	
3 -	34.239	23.249	57.488	75.64	1.464	12:54:52.705	
4 -	34.183	22.952	57.135	76.11	1.111	12:55:49.840	
5 -	33.978	23.029	57.007	76.28	0.983	12:56:46.847	
6 -	33.842	22.662	56.504	76.96	0.480	12:57:43.351	
7 -	33.715	22.759	56.474 (3)	77.00	0.450	12:58:39.825	
8 -	33.812	22.925	56.737	76.64	0.713	12:59:36.562	
9 -	34.906	23.339	58.245	74.66	2.221	13:00:34.807	
10 -	34.300	22.883	57.183	76.04	1.159	13:01:31.990	
11 -	33.526	22.869	56.395 (2)	77.10	0.371	13:02:28.385	
12 -	33.530	22.494	56.024 (1)	77.62		13:03:24.409	

P11 60 C		Danny GOUGH		Yamaha TZR 250 - G Force Motorcycles			
IDEAL LAP TIME : 56.343		BEST LAP TIME : 56.438		DIFFERENCE : 0.095			
LAP	SECTOR 1	SECTOR 2	LAP TIME	MPH	DIFF	TIME OF DAY	
1 -		23.115	1:05.544	66.34	9.106	12:52:56.823	
2 -	34.649	22.710	57.359	75.81	0.921	12:53:54.182	
3 -	35.066	23.251	58.317	74.56	1.879	12:54:52.499	
4 -	34.716	22.928	57.644	75.43	1.206	12:55:50.143	
5 -	34.579	22.999	57.578	75.52	1.140	12:56:47.721	
6 -	34.106	22.494	56.600	76.83	0.162	12:57:44.321	
7 -	34.054	22.475	56.529 (2)	76.92	0.091	12:58:40.850	
8 -	34.066	22.601	56.667	76.73	0.229	12:59:37.517	
9 -	34.134	24.080	58.214	74.70	1.776	13:00:35.731	
10 -	34.344	22.766	57.110	76.14	0.672	13:01:32.841	
11 -	33.981	22.563	56.544 (3)	76.90	0.106	13:02:29.385	
12 -	33.868	22.570	56.438 (1)	77.05		13:03:25.823	

P12 64 R		Iain DAVIS		Yamaha TZR250 -			
IDEAL LAP TIME : 56.711		BEST LAP TIME : 56.931		DIFFERENCE : 0.220			
LAP	SECTOR 1	SECTOR 2	LAP TIME	MPH	DIFF	TIME OF DAY	
1 -		23.679	1:06.514	65.37	9.583	12:52:57.793	
2 -	35.162	23.245	58.407	74.45	1.476	12:53:56.200	
3 -	35.243	23.409	58.652	74.14	1.721	12:54:54.852	
4 -	34.853	22.926	57.779	75.26	0.848	12:55:52.631	
5 -	34.726	22.939	57.665	75.41	0.734	12:56:50.296	
6 -	34.703	22.883	57.586	75.51	0.655	12:57:47.882	
7 -	35.261	22.882	58.143	74.79	1.212	12:58:46.025	
8 -	34.087	22.997	57.084 (2)	76.17	0.153	12:59:43.109	
9 -	34.375	22.892	57.267 (3)	75.93	0.336	13:00:40.376	
10 -	36.534	23.205	59.739	72.79	2.808	13:01:40.115	
11 -	34.426	22.901	57.327	75.85	0.396	13:02:37.442	
12 -	34.307	22.624	56.931 (1)	76.38		13:03:34.373	

BMCRC - MRO Championships 2024 - Rnd 7 @ Brands Hatch Indy

DFDS Yamaha Past Masters

RACE 8 - SECTOR ANALYSIS



SECTOR 1 = FL to I1, SECTOR 2 = I1 to FL, DIFF = Difference To Personal Best Lap, P = Crossed Finish Line in Pit Lane, D = Time Disallowed

P13 73 C		Colvin TURNER		Yamaha TZR250 -		
IDEAL LAP TIME : 56.759		BEST LAP TIME : 57.098		DIFFERENCE : 0.339		
LAP	SECTOR 1	SECTOR 2	LAP TIME	MPH	DIFF	TIME OF DAY
1 -		23.516	1:07.023	64.88	9.925	12:52:58.302
2 -	35.015	23.385	58.400	74.46	1.302	12:53:56.702
3 -	35.121	23.251	58.372	74.49	1.274	12:54:55.074
4 -	35.006	22.707	57.713	75.34	0.615	12:55:52.787
5 -	35.286	22.648	57.934	75.06	0.836	12:56:50.721
6 -	35.025	22.893	57.918	75.08	0.820	12:57:48.639
7 -	35.080	23.670	58.750	74.01	1.652	12:58:47.389
8 -	34.111	22.987	57.098 (1)	76.16		12:59:44.487
9 -	34.532	22.684	57.216 (3)	76.00	0.118	13:00:41.703
10 -	35.840	23.293	59.133	73.53	2.035	13:01:40.836
11 -	34.476	22.659	57.135 (2)	76.11	0.037	13:02:37.971
12 -	34.249	23.110	57.359	75.81	0.261	13:03:35.330

P14 52 C		Andy FLUX		Yamaha TZR 250 - Mach 1 Automotive LTD		
IDEAL LAP TIME : 57.828		BEST LAP TIME : 58.068		DIFFERENCE : 0.240		
LAP	SECTOR 1	SECTOR 2	LAP TIME	MPH	DIFF	TIME OF DAY
1 -		23.533	1:04.056	67.88	5.988	12:52:55.335
2 -	34.826	23.242	58.068 (1)	74.88		12:53:53.403
3 -	35.163	23.002	58.165 (3)	74.76	0.097	12:54:51.568
4 -	35.025	23.142	58.167	74.76	0.099	12:55:49.735
5 -	35.448	23.524	58.972	73.74	0.904	12:56:48.707
6 -	35.486	23.579	59.065	73.62	0.997	12:57:47.772
7 -	35.473	23.121	58.594	74.21	0.526	12:58:46.366
8 -	34.836	23.298	58.134 (2)	74.80	0.066	12:59:44.500
9 -	35.258	23.696	58.954	73.76	0.886	13:00:43.454
10 -	35.632	24.546	1:00.178	72.26	2.110	13:01:43.632
11 -	35.389	23.448	58.837	73.90	0.769	13:02:42.469
12 -	35.891	23.322	59.213	73.44	1.145	13:03:41.682

P15 84 R		Bert ELLISON		Yamaha TZR250 - Ma n pa prentice		
IDEAL LAP TIME : 58.224		BEST LAP TIME : 58.388		DIFFERENCE : 0.164		
LAP	SECTOR 1	SECTOR 2	LAP TIME	MPH	DIFF	TIME OF DAY
1 -		24.069	1:07.403	64.51	9.015	12:52:58.682
2 -	35.908	24.097	1:00.005	72.47	1.617	12:53:58.687
3 -	34.963	23.916	58.879 (3)	73.85	0.491	12:54:57.566
4 -	34.717	23.671	58.388 (1)	74.47		12:55:55.954
5 -	35.166	23.862	59.028	73.67	0.640	12:56:54.982
6 -	34.898	23.537	58.435 (2)	74.41	0.047	12:57:53.417
7 -	35.685	23.571	59.256	73.38	0.868	12:58:52.673
8 -	35.218	24.083	59.301	73.33	0.913	12:59:51.974
9 -	35.558	23.507	59.065	73.62	0.677	13:00:51.039
10 -	34.923	23.956	58.879 (3)	73.85	0.491	13:01:49.918
11 -	35.869	23.735	59.604	72.95	1.216	13:02:49.522

P16 34 R		Paul NIELD		Yamaha TZR250 -		
IDEAL LAP TIME : 58.217		BEST LAP TIME : 58.542		DIFFERENCE : 0.325		
LAP	SECTOR 1	SECTOR 2	LAP TIME	MPH	DIFF	TIME OF DAY
1 -		23.576	1:05.727	66.16	7.185	12:52:57.006
2 -	35.612	23.452	59.064	73.62	0.522	12:53:56.070
3 -	35.265	23.688	58.953 (3)	73.76	0.411	12:54:55.023
4 -	35.408	23.388	58.796 (2)	73.96	0.254	12:55:53.819
5 -	35.222	23.846	59.068	73.62	0.526	12:56:52.887
6 -	35.857	24.059	59.916	72.57	1.374	12:57:52.803
7 -	35.362	23.832	59.194	73.46	0.652	12:58:51.997
8 -	35.804	24.203	1:00.007	72.46	1.465	12:59:52.004
9 -	35.740	23.687	59.427	73.17	0.885	13:00:51.431
10 -	34.829	23.713	58.542 (1)	74.28		13:01:49.973
11 -	36.189	23.556	59.745	72.78	1.203	13:02:49.718

BMCRC - MRO Championships 2024 - Rnd 7 @ Brands Hatch Indy

DFDS Yamaha Past Masters

RACE 8 - SECTOR ANALYSIS



SECTOR 1 = FL to I1, SECTOR 2 = I1 to FL, DIFF = Difference To Personal Best Lap, P = Crossed Finish Line in Pit Lane, D = Time Disallowed

P17 58 C		Ian STANLEY		Yamaha TZR 250 - Twistgrip Motorcycles		
IDEAL LAP TIME : 59.067		BEST LAP TIME : 59.098		DIFFERENCE : 0.031		
LAP	SECTOR 1	SECTOR 2	LAP TIME	MPH	DIFF	TIME OF DAY
1 -		25.012	1:11.596	60.73	12.498	12:53:02.875
2 -	36.216	24.500	1:00.716	71.62	1.618	12:54:03.591
3 -	36.806	24.450	1:01.256	70.99	2.158	12:55:04.847
4 -	36.752	23.937	1:00.689	71.65	1.591	12:56:05.536
5 -	37.267	24.709	1:01.976	70.16	2.878	12:57:07.512
6 -	37.144	24.289	1:01.433	70.78	2.335	12:58:08.945
7 -	38.799	23.695	1:02.494	69.58	3.396	12:59:11.439
8 -	35.742	23.750	59.492 (2)	73.09	0.394	13:00:10.931
9 -	36.760	23.501	1:00.261	72.16	1.163	13:01:11.192
10 -	35.566	23.532	59.098 (1)	73.58		13:02:10.290
11 -	36.348	23.543	59.891 (3)	72.60	0.793	13:03:10.181

P18 67 C		Mark BAILEY		Yamaha TZR - Elite Air conditioning Ltd. Hydroflow plumbing ltd		
IDEAL LAP TIME : 1:00.034		BEST LAP TIME : 1:00.048		DIFFERENCE : 0.014		
LAP	SECTOR 1	SECTOR 2	LAP TIME	MPH	DIFF	TIME OF DAY
1 -		24.488	1:08.977	63.04	8.929	12:53:00.256
2 -	37.149	24.476	1:01.625	70.56	1.577	12:54:01.881
3 -	36.896	24.728	1:01.624	70.56	1.576	12:55:03.505
4 -	37.244	24.747	1:01.991	70.14	1.943	12:56:05.496
5 -	36.923	24.752	1:01.675	70.50	1.627	12:57:07.171
6 -	37.244	24.508	1:01.752	70.42	1.704	12:58:08.923
7 -	37.755	24.705	1:02.460	69.62	2.412	12:59:11.383
8 -	36.936	23.922	1:00.858	71.45	0.810	13:00:12.241
9 -	36.112	23.936	1:00.048 (1)	72.41		13:01:12.289
10 -	36.374	24.240	1:00.614 (2)	71.74	0.566	13:02:12.903
11 -	36.497	24.283	1:00.780 (3)	71.54	0.732	13:03:13.683

P19 100		Tom BARRETT		Yamaha TZR 250 - www.ypmrc.co.uk		
IDEAL LAP TIME : 59.937		BEST LAP TIME : 59.984		DIFFERENCE : 0.047		
LAP	SECTOR 1	SECTOR 2	LAP TIME	MPH	DIFF	TIME OF DAY
1 -		25.724	1:13.075	59.50	13.091	12:53:04.354
2 -	37.874	25.395	1:03.269	68.73	3.285	12:54:07.623
3 -	37.605	24.703	1:02.308	69.79	2.324	12:55:09.931
4 -	36.656	24.112	1:00.768	71.56	0.784	12:56:10.699
5 -	36.039	24.523	1:00.562	71.80	0.578	12:57:11.261
6 -	36.231	23.945	1:00.176 (2)	72.26	0.192	12:58:11.437
7 -	36.809	24.506	1:01.315	70.92	1.331	12:59:12.752
8 -	36.558	24.163	1:00.721	71.61	0.737	13:00:13.473
9 -	36.063	23.921	59.984 (1)	72.49		13:01:13.457
10 -	36.163	24.078	1:00.241 (3)	72.18	0.257	13:02:13.698
11 -	36.016	24.785	1:00.801	71.52	0.817	13:03:14.499

P20 71 C		Tess BICKERSTAFF		Yamaha TZR250 - Len Whalin		
IDEAL LAP TIME : 1:03.985		BEST LAP TIME : 1:04.084		DIFFERENCE : 0.099		
LAP	SECTOR 1	SECTOR 2	LAP TIME	MPH	DIFF	TIME OF DAY
1 -		25.167	1:11.471	60.84	7.387	12:53:02.750
2 -	39.051	25.258	1:04.309 (3)	67.62	0.225	12:54:07.059
3 -	38.883	25.201	1:04.084 (1)	67.85		12:55:11.143
4 -	39.725	26.073	1:05.798	66.09	1.714	12:56:16.941
5 -	39.336	25.604	1:04.940	66.96	0.856	12:57:21.881
6 -	39.539	25.819	1:05.358	66.53	1.274	12:58:27.239
7 -	39.211	25.298	1:04.509	67.41	0.425	12:59:31.748
8 -	39.520	26.359	1:05.879	66.00	1.795	13:00:37.627
9 -	39.699	26.251	1:05.950	65.93	1.866	13:01:43.577
10 -	39.135	25.102	1:04.237 (2)	67.69	0.153	13:02:47.814

BMCRC - MRO Championships 2024 - Rnd 7 @ Brands Hatch Indy

DFDS Yamaha Past Masters

RACE 8 - SECTOR ANALYSIS



SECTOR 1 = FL to I1, SECTOR 2 = I1 to FL, DIFF = Difference To Personal Best Lap, P = Crossed Finish Line in Pit Lane, D = Time Disallowed

P21 25 C		Stephen WIMBLE		Yamaha TZR 250 - S.B.W Contractor			
IDEAL LAP TIME : 1:03.873		BEST LAP TIME : 1:04.084		DIFFERENCE : 0.211			
LAP	SECTOR 1	SECTOR 2	LAP TIME	MPH	DIFF	TIME OF DAY	
1 -		26.251	1:14.833	58.11	10.749	12:53:06.112	
2 -	38.896	25.515	1:04.411 (3)	67.51	0.327	12:54:10.523	
3 -	39.265	26.551	1:05.816	66.07	1.732	12:55:16.339	
4 -	39.202	26.032	1:05.234	66.66	1.150	12:56:21.573	
5 -	38.833	25.718	1:04.551	67.36	0.467	12:57:26.124	
6 -	38.638	25.451	1:04.089 (2)	67.85	0.005	12:58:30.213	
7 -	38.422	25.662	1:04.084 (1)	67.85		12:59:34.297	
8 -	39.466	25.560	1:05.026	66.87	0.942	13:00:39.323	
9 -	39.329	25.651	1:04.980	66.92	0.896	13:01:44.303	
10 -	38.556	26.060	1:04.616	67.29	0.532	13:02:48.919	

P22 20 R		Sara-Sophie OSTERHOLZER		Yamaha TZR 250 -			
IDEAL LAP TIME : 1:11.554		BEST LAP TIME : 1:12.438		DIFFERENCE : 0.884			
LAP	SECTOR 1	SECTOR 2	LAP TIME	MPH	DIFF	TIME OF DAY	
1 -		27.841	1:18.165	55.63	5.727	12:53:09.444	
2 -	43.713	28.725	1:12.438 (1)	60.03		12:54:21.882	
3 -	44.528	28.647	1:13.175 (3)	59.42	0.737	12:55:35.057	
4 -	43.987	29.051	1:13.038 (2)	59.53	0.600	12:56:48.095	
5 -	44.897	30.044	1:14.941	58.02	2.503	12:58:03.036	
6 -	45.598	29.143	1:14.741	58.18	2.303	12:59:17.777	
7 -	44.271	30.061	1:14.332	58.50	1.894	13:00:32.109	
8 -	46.303	29.538	1:15.841	57.33	3.403	13:01:47.950	
9 -	45.819	30.107	1:15.926	57.27	3.488	13:03:03.876	

P23 85		Andrew WALES		Yamaha TZR 250 - Show Control International			
IDEAL LAP TIME : 57.943		BEST LAP TIME : 57.943		DIFFERENCE : 0.000			
LAP	SECTOR 1	SECTOR 2	LAP TIME	MPH	DIFF	TIME OF DAY	
1 -		23.205	1:04.494	67.42	6.551	12:52:55.773	
2 -	34.841	23.102	57.943 (1)	75.04		12:53:53.716	
3 -	35.162	24.203	59.365 (3)	73.25	1.422	12:54:53.081	
4 -	35.388	23.609	58.997 (2)	73.70	1.054	12:55:52.078	

P24 65		Nigel TERRY		Yamaha TZR250 - NTrap Garage Doors			
IDEAL LAP TIME : 1:05.228		BEST LAP TIME : 1:05.343		DIFFERENCE : 0.115			
LAP	SECTOR 1	SECTOR 2	LAP TIME	MPH	DIFF	TIME OF DAY	
1 -		25.567	1:12.823	59.71	7.480	12:53:04.102	
2 -	39.661	25.682	1:05.343 (1)	66.55		12:54:09.445	

P25 36 C		Phil ZANUTTO		Yamaha TZR250 - Westend garage/papyrus			
IDEAL LAP TIME : 1:05.856		BEST LAP TIME : 1:05.856		DIFFERENCE : 0.000			
LAP	SECTOR 1	SECTOR 2	LAP TIME	MPH	DIFF	TIME OF DAY	
1 -		27.273	1:17.065	56.42	11.209	12:53:08.344	
2 -	39.532	26.324	1:05.856 (1)	66.03		12:54:14.200	

BMCRC - MRO Championships 2024 - Rnd 7 @ Brands Hatch Indy

DFDS Yamaha Past Masters

RACE 8 - BEST SECTORS

SECTOR 1			SECTOR 2			IDEAL / BEST COMPARISON						
POS	NO	NAME	TIME	NO	NAME	TIME	POS	NO	NAME	IDEAL	BEST	DIFF
									PERFECT LAP	53.474		
1	1	WHOLEY	31.899	4	HALIL	21.575	1	74	WHITBY	53.546	53.546	0.000
2	74	WHITBY	31.913	74	WHITBY	21.633	2	1	WHOLEY	53.579	53.579	0.000
3	4	HALIL	32.161	1	WHOLEY	21.680	3	4	HALIL	53.736	54.035	0.299
4	8	BALL	32.198	99	HOGAN	21.694	4	8	BALL	54.063	54.145	0.082
5	26	LEE	32.272	8	BALL	21.865	5	26	LEE	54.231	54.278	0.047
6	99	HOGAN	32.582	26	LEE	21.959	6	99	HOGAN	54.276	54.276	0.000
7	15	PERKINS	33.438	72	HAMILTON	22.404	7	15	PERKINS	55.938	56.087	0.149
8	55	TOLAND	33.526	60	GOUGH	22.475	8	55	TOLAND	56.020	56.024	0.004
9	29	CRIPPS	33.553	55	TOLAND	22.494	9	29	CRIPPS	56.212	56.255	0.043
10	72	HAMILTON	33.858	15	PERKINS	22.500	10	72	HAMILTON	56.262	56.558	0.296
11	60	GOUGH	33.868	64	DAVIS	22.624	11	60	GOUGH	56.343	56.438	0.095
12	64	DAVIS	34.087	73	TURNER	22.648	12	64	DAVIS	56.711	56.931	0.220
13	73	TURNER	34.111	29	CRIPPS	22.659	13	73	TURNER	56.759	57.098	0.339
14	84	ELLISON	34.717	52	FLUX	23.002	14	52	FLUX	57.828	58.068	0.240
15	52	FLUX	34.826	85	WALES	23.102	15	85	WALES	57.943	57.943	0.000
16	34	NIELD	34.829	34	NIELD	23.388	16	34	NIELD	58.217	58.542	0.325
17	85	WALES	34.841	58	STANLEY	23.501	17	84	ELLISON	58.224	58.388	0.164
18	58	STANLEY	35.566	84	ELLISON	23.507	18	58	STANLEY	59.067	59.098	0.031
19	100	BARRETT	36.016	100	BARRETT	23.921	19	100	BARRETT	59.937	59.984	0.047
20	67	BAILEY	36.112	67	BAILEY	23.922	20	67	BAILEY	1:00.034	1:00.048	0.014
21	25	WIMBLE	38.422	71	BICKERSTAFF	25.102	21	25	WIMBLE	1:03.873	1:04.084	0.211
22	71	BICKERSTAFF	38.883	25	WIMBLE	25.451	22	71	BICKERSTAFF	1:03.985	1:04.084	0.099
23	36	ZANUTTO	39.532	65	TERRY	25.567	23	65	TERRY	1:05.228	1:05.343	0.115
24	65	TERRY	39.661	36	ZANUTTO	26.324	24	36	ZANUTTO	1:05.856	1:05.856	0.000
25	20	OSTERHOLZER	43.713	20	OSTERHOLZER	27.841	25	20	OSTERHOLZER	1:11.554	1:12.438	0.884

BMCRC - MRO Championships 2024 - Rnd 7 @ Brands Hatch Indy

DFDS Yamaha Past Masters

RACE 8 - STATISTICS

Competitors Started	25
Planned Start	2024-09-22 @ 12:36:00.000
Actual Start	2024-09-22 @ 12:51:51.278
Finish Time	2024-09-22 @ 13:02:46.975
Track Length	1.2079mi.
Total Laps	260
Total Distance Covered	314.0658mi.

Session Fastest Lap History

NO	CL	NAME	LAP TIME	TIME OF DAY	LAP	VEHICLE
1		Kevin WHOLEY	54.155	12:53:44.791	2	Yamaha TZR
1		Kevin WHOLEY	54.028	12:54:38.819	3	Yamaha TZR
1		Kevin WHOLEY	53.778	12:55:32.597	4	Yamaha TZR
1		Kevin WHOLEY	53.579	12:58:14.307	7	Yamaha TZR
74		Paul WHITBY	53.546	13:01:57.706	11	Yamaha TZR 250

Session Leader History

NO	CL	NAME	FROM LAP	LAPS LED	DISTANCE	VEHICLE
1		Kevin WHOLEY	1	12	14.49 miles	Yamaha TZR

Flag History

TYPE	TIME OF DAY
GREEN	12:51:51.278
FINISH	13:02:46.975

Flag Statistics

TYPE	COUNT	TOTAL LAPS	TOTAL TIME
Green	1	12	12:20.037
Red	0	0	0.000
Safety Car	0	0	0.000
FCY	0	0	0.000

BMCRC - MRO Championships 2024 - Rnd 7 @ Brands Hatch Indy

DFDS Yamaha Past Masters

RACE 8 - STATISTICS

CLASS :

12 Starters

Fastest Lap History

NO	NAME	LAP TIME	TIME OF DAY	LAP	VEHICLE
1	Kevin WHOLEY	54.155	12:53:44.791	2	Yamaha TZR
1	Kevin WHOLEY	54.028	12:54:38.819	3	Yamaha TZR
1	Kevin WHOLEY	53.778	12:55:32.597	4	Yamaha TZR
1	Kevin WHOLEY	53.579	12:58:14.307	7	Yamaha TZR
74	Paul WHITBY	53.546	13:01:57.706	11	Yamaha TZR 250

Leader History

NO	NAME	FROM LAP	LAPS LED	DISTANCE	VEHICLE
1	Kevin WHOLEY	1	12	14.49 miles	Yamaha TZR

BMCRC - MRO Championships 2024 - Rnd 7 @ Brands Hatch Indy

DFDS Yamaha Past Masters

RACE 8 - STATISTICS

CLASS : C

9 Starters

Fastest Lap History

NO	NAME	LAP TIME	TIME OF DAY	LAP	VEHICLE
72	John HAMILTON	57.807	12:53:53.146	2	Yamaha TRZ250
60	Danny GOUGH	57.359	12:53:54.182	2	Yamaha TZR 250
72	John HAMILTON	57.004	12:54:50.150	3	Yamaha TRZ250
60	Danny GOUGH	56.600	12:57:44.321	6	Yamaha TZR 250
60	Danny GOUGH	56.529	12:58:40.850	7	Yamaha TZR 250
60	Danny GOUGH	56.438	13:03:25.823	12	Yamaha TZR 250

Leader History

NO	NAME	FROM LAP	LAPS LED	DISTANCE	VEHICLE
52	Andy FLUX	1	1	1.20 miles	Yamaha TZR 250
72	John HAMILTON	2	11	13.28 miles	Yamaha TRZ250

BMCRC - MRO Championships 2024 - Rnd 7 @ Brands Hatch Indy

DFDS Yamaha Past Masters

RACE 8 - STATISTICS

CLASS : R

4 Starters

Fastest Lap History

NO	NAME	LAP TIME	TIME OF DAY	LAP	VEHICLE
34	Paul NIELD	59.064	12:53:56.070	2	Yamaha TZR250
64	Iain DAVIS	58.407	12:53:56.200	2	Yamaha TZR250
64	Iain DAVIS	57.779	12:55:52.631	4	Yamaha TZR250
64	Iain DAVIS	57.665	12:56:50.296	5	Yamaha TZR250
64	Iain DAVIS	57.586	12:57:47.882	6	Yamaha TZR250
64	Iain DAVIS	57.084	12:59:43.109	8	Yamaha TZR250
64	Iain DAVIS	56.931	13:03:34.373	12	Yamaha TZR250

Leader History

NO	NAME	FROM LAP	LAPS LED	DISTANCE	VEHICLE
34	Paul NIELD	1	2	2.41 miles	Yamaha TZR250
64	Iain DAVIS	3	10	12.07 miles	Yamaha TZR250

BMCRC - MRO Championships 2024 - Rnd 7 @ Brands Hatch Indy

DFDS Yamaha Past Masters

RACE 18 - GRID (12 Laps)



ROW 9	27	333 Mark STUBBERFIELD	26	46 Kevin MARSHALL	25	20 Sara-Sophie OSTERHOLZER	1:12.438
ROW 8	24	1:05.856 36 Phil ZANUTTO	23	1:05.343 65 Nigel TERRY	22	1:04.084 25 Stephen WIMBLE	
ROW 7	21	1:04.084 71 Tess BICKERSTAFF	20	1:00.048 67 Mark BAILEY	19	59.984 100 Tom BARRETT	
ROW 6	18	59.098 58 Ian STANLEY	17	58.542 34 Paul NIELD	16	58.388 84 Bert ELLISON	
ROW 5	15	58.068 52 Andy FLUX	14	57.943 85 Andrew WALES	13	57.098 73 Colvin TURNER	
ROW 4	12	56.931 64 Iain DAVIS	11	56.558 72 John HAMILTON	10	56.438 60 Danny GOUGH	
ROW 3	9	56.255 29 Derek CRIPPS	8	56.087 15 Billy PERKINS	7	56.024 55 Paul TOLAND	
ROW 2	6	54.278 26 Damian LEE	5	54.276 99 Calvin HOGAN	4	54.145 8 David BALL	
ROW 1	3	54.035 4 Denis HALIL	2	53.579 1 Kevin WHOLEY	1	53.546 74 Paul WHITBY	Pole

These results are provisional until the conclusion of any judicial and technical matters.

Brands Hatch Indy: 1.2079 miles

Clerk Of Course:	Stewards:	Timekeeper: Richard Evans	
------------------	-----------	---------------------------	--

Results can be found at www.tsl-timing.com

Printed - 13:09 Sunday, 22 September 2024



BMCRC - MRO Championships 2024 - Rnd 7 @ Brands Hatch Indy

DFDS Yamaha Past Masters

RACE 18 - CLASSIFICATION

Race Distance: 12 Laps / 14.49 miles



POS	NO	CL	PIC	NAME	ENTRY	LAPS	TIME	GAP	DIFF	MPH	BEST	ON	GRD	↑↓
1	1		1	Kevin WHOLEY	Yamaha TZR - Twistgrip Motorcycles	12	10:46.237			80.74	52.860	11	2	1
2	8		2	David BALL	Yamaha TZR250 - Gardiner Page and Roe pension consulte	12	10:58.220	11.983	11.983	79.27	53.669	12	4	2
3	74		3	Paul WHITBY	Yamaha TZR 250 - Greybridge Ltd	12	11:00.580	14.343	2.360	78.99	54.055	7	1	-2
4	4		4	Denis HALIL	Yamaha TZR250 - D & A AUTOS	12	11:00.784	14.547	0.204	78.97	53.901	7	3	-1
5	26		5	Damian LEE	Yamaha TZR250 - Leed Autos	12	11:09.275	23.038	8.491	77.96	54.745	2	6	1
6	99		6	Calvin HOGAN	Yamaha TZR 250 - F.G Racing	12	11:09.485	23.248	0.210	77.94	54.923	2	5	-1
7	29		7	Derek CRIPPS	Yamaha TZR - Team FBR	12	11:26.039	39.802	16.554	76.06	55.586	11	9	2
8	85		8	Andrew WALES	Yamaha TZR 250 - Show Control International	12	11:26.692	40.455	0.653	75.99	55.213	11	14	6
9	55		9	Paul TOLAND	Yamaha TZR250 - Kippers keys	12	11:28.103	41.866	1.411	75.83	56.007	11	7	-2
10	72	C	1	John HAMILTON	Yamaha TRZ250 - LW Racing	12	11:30.972	44.735	2.869	75.52	55.817	12	11	1
11	64	R	1	Iain DAVIS	Yamaha TZR250 -	12	11:31.192	44.955	0.220	75.49	55.853	12	12	1
12	52	C	2	Andy FLUX	Yamaha TZR 250 - Mach 1 Automotive LTD	12	11:31.794	45.557	0.602	75.43	56.091	12	15	3
13	60	C	3	Danny GOUGH	Yamaha TZR 250 - G Force Motorcycles	12	11:35.640	49.403	3.846	75.01	56.669	12	10	-3
14	34	R	2	Paul NIELD	Yamaha TZR250 -	12	11:37.401	51.164	1.761	74.82	57.060	10	17	3
15	84	R	3	Bert ELLISON	Yamaha TZR250 - Ma n pa prentice	11	10:47.165	1 Lap	1 Lap	73.91	57.168	9	16	1
16	73	C	4	Colvin TURNER	Yamaha TZR250 -	11	10:50.304	1 Lap	3.139	73.55	57.649	4	13	-3
17	58	C	5	Ian STANLEY	Yamaha TZR 250 - Twistgrip Motorcycles	11	11:06.813	1 Lap	16.509	71.73	58.914	4	18	1
18	36	C	6	Phil ZANUTTO	Yamaha TZR250 - Westend garage/papyrus	11	11:19.684	1 Lap	12.871	70.37	59.996	6	24	6
19	67	C	7	Mark BAILEY	Yamaha TZR - Elite Air conditioning Ltd. Hydroflow plumbing	11	11:26.620	1 Lap	6.936	69.66	1:01.025	11	20	1
20	71	C	8	Tess BICKERSTAFF	Yamaha TZR250 - Len Whalin	11	11:43.466	1 Lap	16.846	67.99	1:02.577	7	21	1
21	25	C	9	Stephen WIMBLE	Yamaha TZR 250 - S.B.W Contractor	10	11:14.337	2 Laps	1 Lap	64.48	1:05.554	2	22	1
22	20	R	4	Sara-Sophie OSTERHOLZER	Yamaha TZR 250 -	9	10:57.562	3 Laps	1 Lap	59.51	1:11.835	8	25	3

NOT CLASSIFIED

DNF	65			Nigel TERRY	Yamaha TZR250 - NTrap Garage Doors	9	9:39.133	3 Laps		67.57	1:02.393	2	23	
-----	----	--	--	-------------	------------------------------------	---	----------	--------	--	-------	----------	---	----	--

FASTEST LAP

1				Kevin WHOLEY	Yamaha TZR - Twistgrip Motorcycles	11	52.860			82.26 mph	132.39 kph			
72	C			John HAMILTON	Yamaha TRZ250 - LW Racing	12	55.817			77.90 mph	125.38 kph			
64	R			Iain DAVIS	Yamaha TZR250 -	12	55.853			77.85 mph	125.30 kph			

Comments:

Class - 92.5% of Race Speed = 74.68 mph
 Class C - 92.5% of Race Speed = 69.85 mph
 Class R - 92.5% of Race Speed = 69.82 mph

Weather / Track : Cloudy / Dry

These results are provisional until the conclusion of any judicial and technical matters.

Date: 22/09/2024 Start: 16:17 Finish: 16:28

Brands Hatch Indy: 1.2079 miles

Clerk Of Course:	Stewards:	Timekeeper: Richard Evans	
------------------	-----------	---------------------------	--

Results can be found at www.tsl-timing.com

Printed - 16:30 Sunday, 22 September 2024



BMCRC - MRO Championships 2024 - Rnd 7 @ Brands Hatch Indy

DFDS Yamaha Past Masters

RACE 18 - LAP CHART

LAP 1 @ 16:18:42.996

NO	BEHIND	LAP TIME
1		58.758
4	1.075	59.833
8	1.282	1:00.040
74	1.663	1:00.421
26	2.360	1:01.118
99	2.441	1:01.199
55	3.486	1:02.244
72	3.673	1:02.431
29	4.565	1:03.323
85	4.756	1:03.514
60	5.280	1:04.038
52	5.510	1:04.268
73	6.024	1:04.782
34	6.296	1:05.054
64	7.011	1:05.769
84	8.141	1:06.899
58	8.680	1:07.438
67	10.705	1:09.463
65	11.154	1:09.912
71	12.048	1:10.806
36	12.535	1:11.293
25	16.399	1:15.157
20	20.068	1:18.826

LAP 2 @ 16:19:36.149

NO	BEHIND	LAP TIME
1		53.153
8	2.646	54.517
4	2.783	54.861
74	3.324	54.814
26	3.952	54.745
99	4.211	54.923
55	7.007	56.674
72	7.219	56.699
85	7.852	56.249
29	8.518	57.106
60	9.708	57.581
52	9.874	57.517
73	10.575	57.704
34	10.666	57.523
64	10.933	57.075
84	13.926	58.938
58	14.883	59.356
67	19.611	1:02.059
65	20.394	1:02.393
71	21.570	1:02.675
36	21.833	1:02.451
25	28.800	1:05.554
20	38.994	1:12.079

LAP 3 @ 16:20:29.481

NO	BEHIND	LAP TIME
1		53.332
8	3.850	54.536
4	4.031	54.580
74	4.572	54.580
26	5.753	55.133
99	5.938	55.059
55	11.047	57.372
85	11.304	56.784
72	11.670	57.783
29	11.795	56.609

60	13.826	57.450
52	13.993	57.451
34	14.708	57.374
73	14.941	57.698
64	15.290	57.689
84	18.700	58.106
58	21.317	59.766
67	28.502	1:02.223
36	29.958	1:01.457
65	29.984	1:02.922
71	31.508	1:03.270
25	42.347	1:06.879

LAP 4 @ 16:21:23.411

NO	BEHIND	LAP TIME
1		53.930
20	1 Lap	1:12.532
8	4.388	54.468
4	4.804	54.703
74	4.893	54.251
26	6.876	55.053
99	7.073	55.065
85	13.986	56.612
55	14.512	57.395
29	14.671	56.806
72	14.899	57.159
60	17.511	57.615
52	17.780	57.717
34	18.215	57.437
73	18.660	57.649
64	18.723	57.363
84	22.780	58.010
58	26.301	58.914
67	36.999	1:02.427
36	37.051	1:01.023
65	39.040	1:02.986
71	40.732	1:03.154

LAP 5 @ 16:22:16.637

NO	BEHIND	LAP TIME
1		53.226
25	1 Lap	1:06.749
8	5.607	54.445
74	5.936	54.269
4	6.202	54.624
26	9.302	55.652
99	9.542	55.695
85	17.165	56.405
29	18.213	56.768
55	19.097	57.811
72	19.456	57.783
60	21.644	57.359
52	22.015	57.461
64	22.623	57.126
34	22.654	57.665
20	1 Lap	1:11.869
73	23.568	58.134
84	27.897	58.343
58	32.554	59.479
36	44.954	1:01.129
67	45.715	1:01.942
65	50.240	1:04.426
71	50.762	1:03.256

LAP 6 @ 16:23:10.035

NO	BEHIND	LAP TIME
1		53.398
8	7.024	54.815
4	7.695	54.891
74	7.954	55.416
26	12.260	56.356
99	12.276	56.132
25	1 Lap	1:06.628
85	20.725	56.958
29	21.054	56.239
55	22.444	56.745
72	23.507	57.449
60	25.635	57.389
52	25.762	57.145
64	25.816	56.591
34	26.680	57.424
73	29.468	59.298
84	32.632	58.133
58	40.362	1:01.206
20	1 Lap	1:11.966
36	51.552	59.996
67	53.409	1:01.092

LAP 7 @ 16:24:03.652

NO	BEHIND	LAP TIME
1		53.617
8	7.862	54.455
4	7.979	53.901
74	8.392	54.055
71	1 Lap	1:04.696
65	1 Lap	1:05.947
26	13.950	55.307
99	14.244	55.585
85	24.526	57.418
29	24.585	57.148
55	26.296	57.469
72	27.658	57.768
25	1 Lap	1:06.969
64	28.965	56.766
52	29.455	57.310
60	29.577	57.559
34	30.369	57.306
73	34.627	58.776
84	36.649	57.634
58	46.988	1:00.243

LAP 8 @ 16:24:57.693

NO	BEHIND	LAP TIME
1		54.041
36	1 Lap	1:00.379
20	2 Laps	1:12.133
67	1 Lap	1:01.289
8	7.843	54.022
4	8.137	54.199
74	8.809	54.458
26	15.125	55.216
99	15.466	55.263
71	1 Lap	1:02.577
65	1 Lap	1:03.277
85	27.833	57.348
29	27.868	57.324
55	28.739	56.484
72	30.432	56.815

64	30.909	55.985
52	32.099	56.685
60	33.892	58.356
34	33.972	57.644
73	40.066	59.480
84	40.978	58.370
25	1 Lap	1:06.754

LAP 9 @ 16:25:51.229

NO	BEHIND	LAP TIME
1		53.536
58	1 Lap	1:01.025
8	8.816	54.509
4	10.457	55.856
74	10.687	55.414
36	1 Lap	1:00.673
67	1 Lap	1:02.411
26	16.900	55.311
99	17.371	55.441
20	2 Laps	1:12.348
71	1 Lap	1:03.309
65	1 Lap	1:02.562
85	30.594	56.297
29	30.757	56.425
55	31.632	56.429
72	33.757	56.861
64	33.810	56.437
52	34.956	56.393
60	37.306	56.950
34	37.910	57.474
84	44.610	57.168
73	45.202	58.672

LAP 10 @ 16:26:44.131

NO	BEHIND	LAP TIME
1		52.902
25	2 Laps	1:06.562
58	1 Lap	59.867
8	9.646	53.732
74	11.960	54.175
4	12.337	54.782
36	1 Lap	1:00.344
26	19.167	55.169
99	19.515	55.046
67	1 Lap	1:01.206
29	34.673	56.818
85	35.423	57.731
55	36.189	57.459
71	1 Lap	1:03.741
64	38.600	57.692
72	38.798	57.943
65	1 Lap	1:04.708
52	39.242	57.188
60	41.313	56.909
34	42.068	57.060
20	2 Laps	1:11.835
84	49.209	57.501
73	50.388	58.088

LAP 11 @ 16:27:36.991

NO	BEHIND	LAP TIME
1		52.860
8	11.798	55.012
74	13.576	54.476

4	13.915	54.438
58	1 Lap	1:00.368
25	2 Laps	1:07.072
26	21.314	55.007
99	21.678	55.023
36	1 Lap	1:00.810
67	1 Lap	1:01.483
29	37.399	55.586
85	37.776	55.213
55	39.336	56.007
72	42.402	56.464
64	42.586	56.846
52	42.950	56.568
60	46.218	57.765
34	47.503	58.295
71	1 Lap	1:03.358

LAP 12 @ 16:28:30.475

NO	BEHIND	LAP TIME
1		53.484
84	1 Lap	58.063
73	1 Lap	1:00.023
20	3 Laps	1:13.974
8	11.983	53.669
74	14.343	54.251
4	14.547	54.116
58	1 Lap	59.151
26	23.038	55.208
99	23.248	55.054
25	2 Laps	1:06.013
36	1 Lap	1:00.129
29	39.802	55.887
67	1 Lap	1:01.025
85	40.455	56.163
55	41.866	56.014
72	44.735	55.817
64	44.955	55.853
52	45.557	56.091
60	49.403	56.669
34	51.164	57.145
71	1 Lap	1:02.624

BMCRC - MRO Championships 2024 - Rnd 7 @ Brands Hatch Indy

DFDS Yamaha Past Masters

RACE 18 - POSITION CHART

No	Name	Lap Pos	Lap											
			1	2	3	4	5	6	7	8	9	10	11	12
74	WHITBY	1	1	1	1	1	1	1	1	1	1	1	1	1
1	WHOLEY	2	4	8	8	8	8	8	8	8	8	8	8	8
4	HALIL	3	8	4	4	4	74	4	4	4	4	74	74	74
8	BALL	4	74	74	74	74	4	74	74	74	74	4	4	4
99	HOGAN	5	26	26	26	26	26	26	26	26	26	26	26	26
26	LEE	6	99	99	99	99	99	99	99	99	99	99	99	99
55	TOLAND	7	55	55	55	85	85	85	85	85	85	29	29	29
29	CRIPPS	8	72	72	85	55	29	29	29	29	29	85	85	85
60	GOUGH	9	29	85	72	29	55	55	55	55	55	55	55	55
72	HAMILTON	10	85	29	29	72	72	72	72	72	72	64	72	72
64	DAVIS	11	60	60	60	60	60	60	64	64	64	72	64	64
73	TURNER	12	52	52	52	52	52	52	52	52	52	52	52	52
85	WALES	13	73	73	34	34	64	64	60	60	60	60	60	60
52	FLUX	14	34	34	73	73	34	34	34	34	34	34	34	34
84	ELLISON	15	64	64	64	64	73	73	73	73	84	84	84	84
34	NIELD	16	84	84	84	84	84	84	84	84	73	73	73	73
58	STANLEY	17	58	58	58	58	58	58	58	58	58	58	58	58
67	BAILEY	18	67	67	67	67	36	36	36	36	36	36	36	36
71	BICKERSTAFF	19	65	65	36	36	67	67	67	67	67	67	67	67
25	WIMBLE	20	71	71	65	65	65	71	71	71	71	71	71	71
65	TERRY	21	36	36	71	71	71	65	65	65	65	25	25	25
36	ZANUTTO	22	25	25	25	25	25	25	25	25	25	25	25	25
20	OSTERHOLZER	23	20	20	20	20	20	20	20	20	20	20	20	20

BMCRC - MRO Championships 2024 - Rnd 7 @ Brands Hatch Indy

DFDS Yamaha Past Masters

RACE 18 - SECTOR ANALYSIS



SECTOR 1 = FL to I1, SECTOR 2 = I1 to FL, DIFF = Difference To Personal Best Lap, P = Crossed Finish Line in Pit Lane, D = Time Disallowed

P1		1		Kevin WHOLEY		Yamaha TZR - Twistgrip Motorcycles	
IDEAL LAP TIME : 52.802		BEST LAP TIME : 52.860		DIFFERENCE : 0.058			
LAP	SECTOR 1	SECTOR 2	LAP TIME	MPH	DIFF	TIME OF DAY	
1 -		21.630	58.758	74.00	5.898	16:18:42.996	
2 -	31.788	21.365	53.153 (3)	81.81	0.293	16:19:36.149	
3 -	31.824	21.508	53.332	81.53	0.472	16:20:29.481	
4 -	31.854	22.076	53.930	80.63	1.070	16:21:23.411	
5 -	31.481	21.745	53.226	81.70	0.366	16:22:16.637	
6 -	31.921	21.477	53.398	81.43	0.538	16:23:10.035	
7 -	32.146	21.471	53.617	81.10	0.757	16:24:03.652	
8 -	32.257	21.784	54.041	80.46	1.181	16:24:57.693	
9 -	31.809	21.727	53.536	81.22	0.676	16:25:51.229	
10 -	31.437	21.465	52.902 (2)	82.20	0.042	16:26:44.131	
11 -	31.458	21.402	52.860 (1)	82.26		16:27:36.991	
12 -	31.645	21.839	53.484	81.30	0.624	16:28:30.475	

P2		8		David BALL		Yamaha TZR250 - Gardiner Page and Roe pension consultants	
IDEAL LAP TIME : 53.652		BEST LAP TIME : 53.669		DIFFERENCE : 0.017			
LAP	SECTOR 1	SECTOR 2	LAP TIME	MPH	DIFF	TIME OF DAY	
1 -		21.941	1:00.040	72.42	6.371	16:18:44.278	
2 -	32.634	21.883	54.517	79.76	0.848	16:19:38.795	
3 -	32.507	22.029	54.536	79.73	0.867	16:20:33.331	
4 -	32.511	21.957	54.468	79.83	0.799	16:21:27.799	
5 -	32.443	22.002	54.445	79.87	0.776	16:22:22.244	
6 -	32.971	21.844	54.815	79.33	1.146	16:23:17.059	
7 -	32.079	22.376	54.455	79.85	0.786	16:24:11.514	
8 -	32.414	21.608	54.022 (3)	80.49	0.353	16:25:05.536	
9 -	32.702	21.807	54.509	79.77	0.840	16:26:00.045	
10 -	32.068	21.664	53.732 (2)	80.93	0.063	16:26:53.777	
11 -	32.342	22.670	55.012	79.04	1.343	16:27:48.789	
12 -	32.044	21.625	53.669 (1)	81.02		16:28:42.458	

P3		74		Paul WHITBY		Yamaha TZR 250 - Greybridge Ltd	
IDEAL LAP TIME : 53.673		BEST LAP TIME : 54.055		DIFFERENCE : 0.382			
LAP	SECTOR 1	SECTOR 2	LAP TIME	MPH	DIFF	TIME OF DAY	
1 -		22.035	1:00.421	71.97	6.366	16:18:44.659	
2 -	32.779	22.035	54.814	79.33	0.759	16:19:39.473	
3 -	32.536	22.044	54.580	79.67	0.525	16:20:34.053	
4 -	32.497	21.754	54.251 (3)	80.15	0.196	16:21:28.304	
5 -	32.306	21.963	54.269	80.13	0.214	16:22:22.573	
6 -	33.457	21.959	55.416	78.47	1.361	16:23:17.989	
7 -	32.139	21.916	54.055 (1)	80.44		16:24:12.044	
8 -	32.804	21.654	54.458	79.85	0.403	16:25:06.502	
9 -	33.026	22.388	55.414	78.47	1.359	16:26:01.916	
10 -	32.434	21.741	54.175 (2)	80.26	0.120	16:26:56.091	
11 -	32.019	22.457	54.476	79.82	0.421	16:27:50.567	
12 -	32.405	21.846	54.251 (3)	80.15	0.196	16:28:44.818	

BMCRC - MRO Championships 2024 - Rnd 7 @ Brands Hatch Indy

DFDS Yamaha Past Masters

RACE 18 - SECTOR ANALYSIS



SECTOR 1 = FL to I1, SECTOR 2 = I1 to FL, DIFF = Difference To Personal Best Lap, P = Crossed Finish Line in Pit Lane, D = Time Disallowed

P4		4		Denis HALIL		Yamaha TZR250 - D & A AUTOS	
IDEAL LAP TIME : 53.677		BEST LAP TIME : 53.901		DIFFERENCE : 0.224			
LAP	SECTOR 1	SECTOR 2	LAP TIME	MPH	DIFF	TIME OF DAY	
1 -		21.959	59.833	72.67	5.932	16:18:44.071	
2 -	33.109	21.752	54.861	79.26	0.960	16:19:38.932	
3 -	32.577	22.003	54.580	79.67	0.679	16:20:33.512	
4 -	32.631	22.072	54.703	79.49	0.802	16:21:28.215	
5 -	32.702	21.922	54.624	79.60	0.723	16:22:22.839	
6 -	33.042	21.849	54.891	79.22	0.990	16:23:17.730	
7 -	32.134	21.767	53.901 (1)	80.67		16:24:11.631	
8 -	32.570	21.629	54.199 (3)	80.23	0.298	16:25:05.830	
9 -	33.047	22.809	55.856	77.85	1.955	16:26:01.686	
10 -	32.830	21.952	54.782	79.38	0.881	16:26:56.468	
11 -	32.048	22.390	54.438	79.88	0.537	16:27:50.906	
12 -	32.346	21.770	54.116 (2)	80.35	0.215	16:28:45.022	

P5		26		Damian LEE		Yamaha TZR250 - Leed Autos	
IDEAL LAP TIME : 54.723		BEST LAP TIME : 54.745		DIFFERENCE : 0.022			
LAP	SECTOR 1	SECTOR 2	LAP TIME	MPH	DIFF	TIME OF DAY	
1 -		22.335	1:01.118	71.14	6.373	16:18:45.356	
2 -	32.605	22.140	54.745 (1)	79.43		16:19:40.101	
3 -	32.784	22.349	55.133	78.87	0.388	16:20:35.234	
4 -	32.836	22.217	55.053 (3)	78.98	0.308	16:21:30.287	
5 -	33.281	22.371	55.652	78.13	0.907	16:22:25.939	
6 -	33.196	23.160	56.356	77.16	1.611	16:23:22.295	
7 -	32.925	22.382	55.307	78.62	0.562	16:24:17.602	
8 -	32.790	22.426	55.216	78.75	0.471	16:25:12.818	
9 -	32.922	22.389	55.311	78.62	0.566	16:26:08.129	
10 -	33.040	22.129	55.169	78.82	0.424	16:27:03.298	
11 -	32.773	22.234	55.007 (2)	79.05	0.262	16:27:58.305	
12 -	33.090	22.118	55.208	78.76	0.463	16:28:53.513	

P6		99		Calvin HOGAN		Yamaha TZR 250 - F.G Racing	
IDEAL LAP TIME : 54.767		BEST LAP TIME : 54.923		DIFFERENCE : 0.156			
LAP	SECTOR 1	SECTOR 2	LAP TIME	MPH	DIFF	TIME OF DAY	
1 -		21.942	1:01.199	71.05	6.276	16:18:45.437	
2 -	32.962	21.961	54.923 (1)	79.17		16:19:40.360	
3 -	32.840	22.219	55.059	78.98	0.136	16:20:35.419	
4 -	33.111	21.954	55.065	78.97	0.142	16:21:30.484	
5 -	33.701	21.994	55.695	78.07	0.772	16:22:26.179	
6 -	33.262	22.870	56.132	77.47	1.209	16:23:22.311	
7 -	33.266	22.319	55.585	78.23	0.662	16:24:17.896	
8 -	33.050	22.213	55.263	78.68	0.340	16:25:13.159	
9 -	33.303	22.138	55.441	78.43	0.518	16:26:08.600	
10 -	33.060	21.986	55.046 (3)	78.99	0.123	16:27:03.646	
11 -	33.025	21.998	55.023 (2)	79.03	0.100	16:27:58.669	
12 -	32.825	22.229	55.054	78.98	0.131	16:28:53.723	

BMCRC - MRO Championships 2024 - Rnd 7 @ Brands Hatch Indy

DFDS Yamaha Past Masters

RACE 18 - SECTOR ANALYSIS



SECTOR 1 = FL to I1, SECTOR 2 = I1 to FL, DIFF = Difference To Personal Best Lap, P = Crossed Finish Line in Pit Lane, D = Time Disallowed

P7 29		Derek CRIPPS		Yamaha TZR - Team FBR			
IDEAL LAP TIME : 55.580		BEST LAP TIME : 55.586		DIFFERENCE : 0.006			
LAP	SECTOR 1	SECTOR 2	LAP TIME	MPH	DIFF	TIME OF DAY	
1 -		22.747	1:03.323	68.67	7.737	16:18:47.561	
2 -	34.234	22.872	57.106	76.14	1.520	16:19:44.667	
3 -	33.745	22.864	56.609	76.81	1.023	16:20:41.276	
4 -	33.719	23.087	56.806	76.55	1.220	16:21:38.082	
5 -	33.791	22.977	56.768	76.60	1.182	16:22:34.850	
6 -	33.614	22.625	56.239 (3)	77.32	0.653	16:23:31.089	
7 -	33.929	23.219	57.148	76.09	1.562	16:24:28.237	
8 -	34.370	22.954	57.324	75.86	1.738	16:25:25.561	
9 -	33.722	22.703	56.425	77.06	0.839	16:26:21.986	
10 -	34.101	22.717	56.818	76.53	1.232	16:27:18.804	
11 -	33.248	22.338	55.586 (1)	78.23		16:28:14.390	
12 -	33.242	22.645	55.887 (2)	77.81	0.301	16:29:10.277	

P8 85		Andrew WALES		Yamaha TZR 250 - Show Control International			
IDEAL LAP TIME : 55.213		BEST LAP TIME : 55.213		DIFFERENCE : 0.000			
LAP	SECTOR 1	SECTOR 2	LAP TIME	MPH	DIFF	TIME OF DAY	
1 -		22.685	1:03.514	68.46	8.301	16:18:47.752	
2 -	33.740	22.509	56.249 (3)	77.30	1.036	16:19:44.001	
3 -	33.610	23.174	56.784	76.58	1.571	16:20:40.785	
4 -	33.633	22.979	56.612	76.81	1.399	16:21:37.397	
5 -	33.656	22.749	56.405	77.09	1.192	16:22:33.802	
6 -	33.608	23.350	56.958	76.34	1.745	16:23:30.760	
7 -	34.028	23.390	57.418	75.73	2.205	16:24:28.178	
8 -	34.195	23.153	57.348	75.82	2.135	16:25:25.526	
9 -	33.532	22.765	56.297	77.24	1.084	16:26:21.823	
10 -	34.510	23.221	57.731	75.32	2.518	16:27:19.554	
11 -	32.869	22.344	55.213 (1)	78.76		16:28:14.767	
12 -	33.365	22.798	56.163 (2)	77.42	0.950	16:29:10.930	

P9 55		Paul TOLAND		Yamaha TZR250 - Kippers keys			
IDEAL LAP TIME : 55.986		BEST LAP TIME : 56.007		DIFFERENCE : 0.021			
LAP	SECTOR 1	SECTOR 2	LAP TIME	MPH	DIFF	TIME OF DAY	
1 -		22.676	1:02.244	69.86	6.237	16:18:46.482	
2 -	33.947	22.727	56.674	76.73	0.667	16:19:43.156	
3 -	34.273	23.099	57.372	75.79	1.365	16:20:40.528	
4 -	34.300	23.095	57.395	75.76	1.388	16:21:37.923	
5 -	34.348	23.463	57.811	75.22	1.804	16:22:35.734	
6 -	33.923	22.822	56.745	76.63	0.738	16:23:32.479	
7 -	34.142	23.327	57.469	75.66	1.462	16:24:29.948	
8 -	33.707	22.777	56.484	76.98	0.477	16:25:26.432	
9 -	33.768	22.661	56.429 (3)	77.06	0.422	16:26:22.861	
10 -	34.579	22.880	57.459	75.68	1.452	16:27:20.320	
11 -	33.415	22.592	56.007 (1)	77.64		16:28:16.327	
12 -	33.394	22.620	56.014 (2)	77.63	0.007	16:29:12.341	

BMCRC - MRO Championships 2024 - Rnd 7 @ Brands Hatch Indy

DFDS Yamaha Past Masters

RACE 18 - SECTOR ANALYSIS



SECTOR 1 = FL to I1, SECTOR 2 = I1 to FL, DIFF = Difference To Personal Best Lap, P = Crossed Finish Line in Pit Lane, D = Time Disallowed

P10 72 C		John HAMILTON		Yamaha TRZ250 - LW Racing			
IDEAL LAP TIME : 55.817		BEST LAP TIME : 55.817		DIFFERENCE : 0.000			
LAP	SECTOR 1	SECTOR 2	LAP TIME	MPH	DIFF	TIME OF DAY	
1 -		22.432	1:02.431	69.65	6.614	16:18:46.669	
2 -	34.039	22.660	56.699 (3)	76.69	0.882	16:19:43.368	
3 -	34.754	23.029	57.783	75.25	1.966	16:20:41.151	
4 -	34.363	22.796	57.159	76.07	1.342	16:21:38.310	
5 -	34.456	23.327	57.783	75.25	1.966	16:22:36.093	
6 -	34.531	22.918	57.449	75.69	1.632	16:23:33.542	
7 -	34.800	22.968	57.768	75.27	1.951	16:24:31.310	
8 -	34.106	22.709	56.815	76.53	0.998	16:25:28.125	
9 -	34.068	22.793	56.861	76.47	1.044	16:26:24.986	
10 -	34.383	23.560	57.943	75.04	2.126	16:27:22.929	
11 -	33.957	22.507	56.464 (2)	77.01	0.647	16:28:19.393	
12 -	33.530	22.287	55.817 (1)	77.90		16:29:15.210	

P11 64 R		Iain DAVIS		Yamaha TZR250 -			
IDEAL LAP TIME : 55.818		BEST LAP TIME : 55.853		DIFFERENCE : 0.035			
LAP	SECTOR 1	SECTOR 2	LAP TIME	MPH	DIFF	TIME OF DAY	
1 -		23.037	1:05.769	66.11	9.916	16:18:50.007	
2 -	34.379	22.696	57.075	76.19	1.222	16:19:47.082	
3 -	34.790	22.899	57.689	75.38	1.836	16:20:44.771	
4 -	34.605	22.758	57.363	75.80	1.510	16:21:42.134	
5 -	34.182	22.944	57.126	76.12	1.273	16:22:39.260	
6 -	34.209	22.382	56.591	76.84	0.738	16:23:35.851	
7 -	34.341	22.425	56.766	76.60	0.913	16:24:32.617	
8 -	33.683	22.302	55.985 (2)	77.67	0.132	16:25:28.602	
9 -	33.716	22.721	56.437 (3)	77.05	0.584	16:26:25.039	
10 -	34.220	23.472	57.692	75.37	1.839	16:27:22.731	
11 -	34.169	22.677	56.846	76.49	0.993	16:28:19.577	
12 -	33.516	22.337	55.853 (1)	77.85		16:29:15.430	

P12 52 C		Andy FLUX		Yamaha TZR 250 - Mach 1 Automotive LTD			
IDEAL LAP TIME : 56.091		BEST LAP TIME : 56.091		DIFFERENCE : 0.000			
LAP	SECTOR 1	SECTOR 2	LAP TIME	MPH	DIFF	TIME OF DAY	
1 -		22.932	1:04.268	67.66	8.177	16:18:48.506	
2 -	34.410	23.107	57.517	75.60	1.426	16:19:46.023	
3 -	34.416	23.035	57.451	75.69	1.360	16:20:43.474	
4 -	34.650	23.067	57.717	75.34	1.626	16:21:41.191	
5 -	34.696	22.765	57.461	75.67	1.370	16:22:38.652	
6 -	34.243	22.902	57.145	76.09	1.054	16:23:35.797	
7 -	34.532	22.778	57.310	75.87	1.219	16:24:33.107	
8 -	34.020	22.665	56.685	76.71	0.594	16:25:29.792	
9 -	33.976	22.417	56.393 (2)	77.11	0.302	16:26:26.185	
10 -	33.992	23.196	57.188	76.04	1.097	16:27:23.373	
11 -	33.975	22.593	56.568 (3)	76.87	0.477	16:28:19.941	
12 -	33.755	22.336	56.091 (1)	77.52		16:29:16.032	

BMCRC - MRO Championships 2024 - Rnd 7 @ Brands Hatch Indy

DFDS Yamaha Past Masters

RACE 18 - SECTOR ANALYSIS



SECTOR 1 = FL to I1, SECTOR 2 = I1 to FL, DIFF = Difference To Personal Best Lap, P = Crossed Finish Line in Pit Lane, D = Time Disallowed

P13 60 C		Danny GOUGH		Yamaha TZR 250 - G Force Motorcycles			
IDEAL LAP TIME : 56.648		BEST LAP TIME : 56.669		DIFFERENCE : 0.021			
LAP	SECTOR 1	SECTOR 2	LAP TIME	MPH	DIFF	TIME OF DAY	
1 -		22.804	1:04.038	67.90	7.369	16:18:48.276	
2 -	34.484	23.097	57.581	75.52	0.912	16:19:45.857	
3 -	34.435	23.015	57.450	75.69	0.781	16:20:43.307	
4 -	34.653	22.962	57.615	75.47	0.946	16:21:40.922	
5 -	34.598	22.761	57.359	75.81	0.690	16:22:38.281	
6 -	34.404	22.985	57.389	75.77	0.720	16:23:35.670	
7 -	34.897	22.662	57.559	75.55	0.890	16:24:33.229	
8 -	35.392	22.964	58.356	74.51	1.687	16:25:31.585	
9 -	34.295	22.655	56.950 (3)	76.35	0.281	16:26:28.535	
10 -	34.182	22.727	56.909 (2)	76.41	0.240	16:27:25.444	
11 -	34.593	23.172	57.765	75.28	1.096	16:28:23.209	
12 -	33.993	22.676	56.669 (1)	76.73		16:29:19.878	

P14 34 R		Paul NIELD		Yamaha TZR250 -			
IDEAL LAP TIME : 56.875		BEST LAP TIME : 57.060		DIFFERENCE : 0.185			
LAP	SECTOR 1	SECTOR 2	LAP TIME	MPH	DIFF	TIME OF DAY	
1 -		23.390	1:05.054	66.84	7.994	16:18:49.292	
2 -	34.339	23.184	57.523	75.59	0.463	16:19:46.815	
3 -	34.327	23.047	57.374	75.79	0.314	16:20:44.189	
4 -	34.479	22.958	57.437	75.71	0.377	16:21:41.626	
5 -	34.501	23.164	57.665	75.41	0.605	16:22:39.291	
6 -	34.324	23.100	57.424	75.72	0.364	16:23:36.715	
7 -	34.454	22.852	57.306 (3)	75.88	0.246	16:24:34.021	
8 -	34.394	23.250	57.644	75.43	0.584	16:25:31.665	
9 -	34.527	22.947	57.474	75.66	0.414	16:26:29.139	
10 -	34.150	22.910	57.060 (1)	76.21		16:27:26.199	
11 -	34.931	23.364	58.295	74.59	1.235	16:28:24.494	
12 -	34.023	23.122	57.145 (2)	76.09	0.085	16:29:21.639	

P15 84 R		Bert ELLISON		Yamaha TZR250 - Ma n pa prentice			
IDEAL LAP TIME : 57.102		BEST LAP TIME : 57.168		DIFFERENCE : 0.066			
LAP	SECTOR 1	SECTOR 2	LAP TIME	MPH	DIFF	TIME OF DAY	
1 -		23.981	1:06.899	65.00	9.731	16:18:51.137	
2 -	35.165	23.773	58.938	73.78	1.770	16:19:50.075	
3 -	34.829	23.277	58.106	74.83	0.938	16:20:48.181	
4 -	34.691	23.319	58.010	74.96	0.842	16:21:46.191	
5 -	34.923	23.420	58.343	74.53	1.175	16:22:44.534	
6 -	34.950	23.183	58.133	74.80	0.965	16:23:42.667	
7 -	34.496	23.138	57.634 (3)	75.45	0.466	16:24:40.301	
8 -	35.287	23.083	58.370	74.50	1.202	16:25:38.671	
9 -	34.019	23.149	57.168 (1)	76.06		16:26:35.839	
10 -	34.251	23.250	57.501 (2)	75.62	0.333	16:27:33.340	
11 -	34.917	23.146	58.063	74.89	0.895	16:28:31.403	

P16 73 C		Colvin TURNER		Yamaha TZR250 -			
IDEAL LAP TIME : 56.869		BEST LAP TIME : 57.649		DIFFERENCE : 0.780			
LAP	SECTOR 1	SECTOR 2	LAP TIME	MPH	DIFF	TIME OF DAY	
1 -		22.886	1:04.782	67.12	7.133	16:18:49.020	
2 -	34.227	23.477	57.704 (3)	75.36	0.055	16:19:46.724	
3 -	35.056	22.642	57.698 (2)	75.36	0.049	16:20:44.422	
4 -	34.789	22.860	57.649 (1)	75.43		16:21:42.071	
5 -	34.980	23.154	58.134	74.80	0.485	16:22:40.205	
6 -	35.806	23.492	59.298	73.33	1.649	16:23:39.503	
7 -	35.245	23.531	58.776	73.98	1.127	16:24:38.279	
8 -	35.464	24.016	59.480	73.11	1.831	16:25:37.759	
9 -	35.587	23.085	58.672	74.11	1.023	16:26:36.431	
10 -	35.001	23.087	58.088	74.86	0.439	16:27:34.519	
11 -	36.851	23.172	1:00.023	72.44	2.374	16:28:34.542	

BMCRC - MRO Championships 2024 - Rnd 7 @ Brands Hatch Indy

DFDS Yamaha Past Masters

RACE 18 - SECTOR ANALYSIS



SECTOR 1 = FL to I1, SECTOR 2 = I1 to FL, DIFF = Difference To Personal Best Lap, P = Crossed Finish Line in Pit Lane, D = Time Disallowed

P17 58 C		Ian STANLEY		Yamaha TZR 250 - Twistgrip Motorcycles			
IDEAL LAP TIME : 58.914		BEST LAP TIME : 58.914		DIFFERENCE : 0.000			
LAP	SECTOR 1	SECTOR 2	LAP TIME	MPH	DIFF	TIME OF DAY	
1 -		23.641	1:07.438	64.48	8.524	16:18:51.676	
2 -	35.754	23.602	59.356 (3)	73.26	0.442	16:19:51.032	
3 -	36.173	23.593	59.766	72.76	0.852	16:20:50.798	
4 -	35.478	23.436	58.914 (1)	73.81		16:21:49.712	
5 -	35.864	23.615	59.479	73.11	0.565	16:22:49.191	
6 -	35.842	25.364	1:01.206	71.04	2.292	16:23:50.397	
7 -	36.219	24.024	1:00.243	72.18	1.329	16:24:50.640	
8 -	36.400	24.625	1:01.025	71.25	2.111	16:25:51.665	
9 -	35.919	23.948	59.867	72.63	0.953	16:26:51.532	
10 -	36.119	24.249	1:00.368	72.03	1.454	16:27:51.900	
11 -	35.543	23.608	59.151 (2)	73.51	0.237	16:28:51.051	

P18 36 C		Phil ZANUTTO		Yamaha TZR250 - Westend garage/papyrus			
IDEAL LAP TIME : 59.757		BEST LAP TIME : 59.996		DIFFERENCE : 0.239			
LAP	SECTOR 1	SECTOR 2	LAP TIME	MPH	DIFF	TIME OF DAY	
1 -		24.874	1:11.293	60.99	11.297	16:18:55.531	
2 -	37.603	24.848	1:02.451	69.63	2.455	16:19:57.982	
3 -	36.832	24.625	1:01.457	70.75	1.461	16:20:59.439	
4 -	36.300	24.723	1:01.023	71.26	1.027	16:22:00.462	
5 -	37.272	23.857	1:01.129	71.13	1.133	16:23:01.591	
6 -	35.900	24.096	59.996 (1)	72.48		16:24:01.587	
7 -	35.902	24.477	1:00.379	72.02	0.383	16:25:01.966	
8 -	36.510	24.163	1:00.673	71.67	0.677	16:26:02.639	
9 -	36.184	24.160	1:00.344 (3)	72.06	0.348	16:27:02.983	
10 -	36.621	24.189	1:00.810	71.51	0.814	16:28:03.793	
11 -	36.084	24.045	1:00.129 (2)	72.32	0.133	16:29:03.922	

P19 67 C		Mark BAILEY		Yamaha TZR - Elite Air conditioning Ltd. Hydroflow plumbing ltd			
IDEAL LAP TIME : 1:01.001		BEST LAP TIME : 1:01.025		DIFFERENCE : 0.024			
LAP	SECTOR 1	SECTOR 2	LAP TIME	MPH	DIFF	TIME OF DAY	
1 -		24.680	1:09.463	62.60	8.438	16:18:53.701	
2 -	37.195	24.864	1:02.059	70.07	1.034	16:19:55.760	
3 -	37.286	24.937	1:02.223	69.88	1.198	16:20:57.983	
4 -	37.610	24.817	1:02.427	69.65	1.402	16:22:00.410	
5 -	37.454	24.488	1:01.942	70.20	0.917	16:23:02.352	
6 -	36.625	24.467	1:01.092 (2)	71.18	0.067	16:24:03.444	
7 -	36.766	24.523	1:01.289	70.95	0.264	16:25:04.733	
8 -	37.602	24.809	1:02.411	69.67	1.386	16:26:07.144	
9 -	36.723	24.483	1:01.206 (3)	71.04	0.181	16:27:08.350	
10 -	36.727	24.756	1:01.483	70.72	0.458	16:28:09.833	
11 -	36.534	24.491	1:01.025 (1)	71.25		16:29:10.858	

P20 71 C		Tess BICKERSTAFF		Yamaha TZR250 - Len Whalin			
IDEAL LAP TIME : 1:02.249		BEST LAP TIME : 1:02.577		DIFFERENCE : 0.328			
LAP	SECTOR 1	SECTOR 2	LAP TIME	MPH	DIFF	TIME OF DAY	
1 -		24.752	1:10.806	61.41	8.229	16:18:55.044	
2 -	37.736	24.939	1:02.675 (3)	69.38	0.098	16:19:57.719	
3 -	38.001	25.269	1:03.270	68.73	0.693	16:21:00.989	
4 -	38.166	24.988	1:03.154	68.85	0.577	16:22:04.143	
5 -	37.613	25.643	1:03.256	68.74	0.679	16:23:07.399	
6 -	39.516	25.180	1:04.696	67.21	2.119	16:24:12.095	
7 -	37.497	25.080	1:02.577 (1)	69.49		16:25:14.672	
8 -	38.322	24.987	1:03.309	68.68	0.732	16:26:17.981	
9 -	38.193	25.548	1:03.741	68.22	1.164	16:27:21.722	
10 -	38.268	25.090	1:03.358	68.63	0.781	16:28:25.080	
11 -	37.622	25.002	1:02.624 (2)	69.43	0.047	16:29:27.704	

BMCRC - MRO Championships 2024 - Rnd 7 @ Brands Hatch Indy

DFDS Yamaha Past Masters

RACE 18 - SECTOR ANALYSIS



SECTOR 1 = FL to I1, SECTOR 2 = I1 to FL, DIFF = Difference To Personal Best Lap, P = Crossed Finish Line in Pit Lane, D = Time Disallowed

P21 25 C		Stephen WIMBLE		Yamaha TZR 250 - S.B.W Contractor		
IDEAL LAP TIME : 1:05.550		BEST LAP TIME : 1:05.554		DIFFERENCE : 0.004		
LAP	SECTOR 1	SECTOR 2	LAP TIME	MPH	DIFF	TIME OF DAY
1 -		26.364	1:15.157	57.85	9.603	16:18:59.395
2 -	39.238	26.316	1:05.554 (1)	66.33		16:20:04.949
3 -	40.027	26.852	1:06.879	65.02	1.325	16:21:11.828
4 -	39.571	27.178	1:06.749	65.14	1.195	16:22:18.577
5 -	40.095	26.533	1:06.628	65.26	1.074	16:23:25.205
6 -	39.568	27.401	1:06.969	64.93	1.415	16:24:32.174
7 -	39.957	26.797	1:06.754	65.14	1.200	16:25:38.928
8 -	39.507	27.055	1:06.562 (3)	65.33	1.008	16:26:45.490
9 -	39.837	27.235	1:07.072	64.83	1.518	16:27:52.562
10 -	39.701	26.312	1:06.013 (2)	65.87	0.459	16:28:58.575

P22 20 R		Sara-Sophie OSTERHOLZER		Yamaha TZR 250 -		
IDEAL LAP TIME : 1:11.372		BEST LAP TIME : 1:11.835		DIFFERENCE : 0.463		
LAP	SECTOR 1	SECTOR 2	LAP TIME	MPH	DIFF	TIME OF DAY
1 -		28.208	1:18.826	55.16	6.991	16:19:03.064
2 -	44.077	28.002	1:12.079	60.33	0.244	16:20:15.143
3 -	44.277	28.255	1:12.532	59.95	0.697	16:21:27.675
4 -	43.703	28.166	1:11.869 (2)	60.50	0.034	16:22:39.544
5 -	43.550	28.416	1:11.966 (3)	60.42	0.131	16:23:51.510
6 -	44.311	27.822	1:12.133	60.28	0.298	16:25:03.643
7 -	43.790	28.558	1:12.348	60.10	0.513	16:26:15.991
8 -	43.788	28.047	1:11.835 (1)	60.53		16:27:27.826
9 -	45.029	28.945	1:13.974	58.78	2.139	16:28:41.800

P23 65		Nigel TERRY		Yamaha TZR250 - NTrap Garage Doors		
IDEAL LAP TIME : 1:01.823		BEST LAP TIME : 1:02.393		DIFFERENCE : 0.570		
LAP	SECTOR 1	SECTOR 2	LAP TIME	MPH	DIFF	TIME OF DAY
1 -		24.642	1:09.912	62.20	7.519	16:18:54.150
2 -	37.181	25.212	1:02.393 (1)	69.69		16:19:56.543
3 -	37.991	24.931	1:02.922 (3)	69.11	0.529	16:20:59.465
4 -	38.119	24.867	1:02.986	69.04	0.593	16:22:02.451
5 -	38.899	25.527	1:04.426	67.49	2.033	16:23:06.877
6 -	40.252	25.695	1:05.947	65.94	3.554	16:24:12.824
7 -	37.946	25.331	1:03.277	68.72	0.884	16:25:16.101
8 -	37.895	24.667	1:02.562 (2)	69.50	0.169	16:26:18.663
9 -	39.745	24.963	1:04.708	67.20	2.315	16:27:23.371

BMCRC - MRO Championships 2024 - Rnd 7 @ Brands Hatch Indy

DFDS Yamaha Past Masters

RACE 18 - BEST SECTORS

SECTOR 1			SECTOR 2			IDEAL / BEST COMPARISON						
POS	NO	NAME	TIME	NO	NAME	TIME	POS	NO	NAME	IDEAL	BEST	DIFF
									PERFECT LAP	52.802		
1	1	WHOLEY	31.437	1	WHOLEY	21.365	1	1	WHOLEY	52.802	52.860	0.058
2	74	WHITBY	32.019	8	BALL	21.608	2	8	BALL	53.652	53.669	0.017
3	8	BALL	32.044	4	HALIL	21.629	3	74	WHITBY	53.673	54.055	0.382
4	4	HALIL	32.048	74	WHITBY	21.654	4	4	HALIL	53.677	53.901	0.224
5	26	LEE	32.605	99	HOGAN	21.942	5	26	LEE	54.723	54.745	0.022
6	99	HOGAN	32.825	26	LEE	22.118	6	99	HOGAN	54.767	54.923	0.156
7	85	WALES	32.869	72	HAMILTON	22.287	7	85	WALES	55.213	55.213	0.000
8	29	CRIPPS	33.242	64	DAVIS	22.302	8	29	CRIPPS	55.580	55.586	0.006
9	55	TOLAND	33.394	52	FLUX	22.336	9	72	HAMILTON	55.817	55.817	0.000
10	64	DAVIS	33.516	29	CRIPPS	22.338	10	64	DAVIS	55.818	55.853	0.035
11	72	HAMILTON	33.530	85	WALES	22.344	11	55	TOLAND	55.986	56.007	0.021
12	52	FLUX	33.755	55	TOLAND	22.592	12	52	FLUX	56.091	56.091	0.000
13	60	GOUGH	33.993	73	TURNER	22.642	13	60	GOUGH	56.648	56.669	0.021
14	84	ELLISON	34.019	60	GOUGH	22.655	14	73	TURNER	56.869	57.649	0.780
15	34	NIELD	34.023	34	NIELD	22.852	15	34	NIELD	56.875	57.060	0.185
16	73	TURNER	34.227	84	ELLISON	23.083	16	84	ELLISON	57.102	57.168	0.066
17	58	STANLEY	35.478	58	STANLEY	23.436	17	58	STANLEY	58.914	58.914	0.000
18	36	ZANUTTO	35.900	36	ZANUTTO	23.857	18	36	ZANUTTO	59.757	59.996	0.239
19	67	BAILEY	36.534	67	BAILEY	24.467	19	67	BAILEY	1:01.001	1:01.025	0.024
20	65	TERRY	37.181	65	TERRY	24.642	20	65	TERRY	1:01.823	1:02.393	0.570
21	71	BICKERSTAFF	37.497	71	BICKERSTAFF	24.752	21	71	BICKERSTAFF	1:02.249	1:02.577	0.328
22	25	WIMBLE	39.238	25	WIMBLE	26.312	22	25	WIMBLE	1:05.550	1:05.554	0.004
23	20	OSTERHOLZER	43.550	20	OSTERHOLZER	27.822	23	20	OSTERHOLZER	1:11.372	1:11.835	0.463

BMCRC - MRO Championships 2024 - Rnd 7 @ Brands Hatch Indy

DFDS Yamaha Past Masters

RACE 18 - STATISTICS

Competitors Started 23
Planned Start 2024-09-22 @ 16:21:00.000
Actual Start 2024-09-22 @ 16:17:44.237
Finish Time 2024-09-22 @ 16:28:30.474
Track Length 1.2079mi.
Total Laps 262
Total Distance Covered 316.4817mi.

Session Fastest Lap History

NO	CL	NAME	LAP TIME	TIME OF DAY	LAP	VEHICLE
1		Kevin WHOLEY	53.153	16:19:36.149	2	Yamaha TZR
1		Kevin WHOLEY	52.902	16:26:44.131	10	Yamaha TZR
1		Kevin WHOLEY	52.860	16:27:36.991	11	Yamaha TZR

Session Leader History

NO	CL	NAME	FROM LAP	LAPS LED	DISTANCE	VEHICLE
1		Kevin WHOLEY	1	12	14.49 miles	Yamaha TZR

Flag History

TYPE	TIME OF DAY
GREEN	16:17:44.237
FINISH	16:28:30.474

Flag Statistics

TYPE	COUNT	TOTAL LAPS	TOTAL TIME
Green	1	12	11:55.950
Red	0	0	0.000
Safety Car	0	0	0.000
FCY	0	0	0.000

BMCRC - MRO Championships 2024 - Rnd 7 @ Brands Hatch Indy

DFDS Yamaha Past Masters

RACE 18 - STATISTICS

CLASS :

10 Starters

Fastest Lap History

NO	NAME	LAP TIME	TIME OF DAY	LAP	VEHICLE
1	Kevin WHOLEY	53.153	16:19:36.149	2	Yamaha TZR
1	Kevin WHOLEY	52.902	16:26:44.131	10	Yamaha TZR
1	Kevin WHOLEY	52.860	16:27:36.991	11	Yamaha TZR

Leader History

NO	NAME	FROM LAP	LAPS LED	DISTANCE	VEHICLE
1	Kevin WHOLEY	1	12	14.49 miles	Yamaha TZR

BMCRC - MRO Championships 2024 - Rnd 7 @ Brands Hatch Indy

DFDS Yamaha Past Masters

RACE 18 - STATISTICS

CLASS : C

9 Starters

Fastest Lap History

NO	NAME	LAP TIME	TIME OF DAY	LAP	VEHICLE
72	John HAMILTON	56.699	16:19:43.368	2	Yamaha TRZ250
52	Andy FLUX	56.685	16:25:29.792	8	Yamaha TZR 250
52	Andy FLUX	56.393	16:26:26.185	9	Yamaha TZR 250
72	John HAMILTON	55.817	16:29:15.210	12	Yamaha TRZ250

Leader History

NO	NAME	FROM LAP	LAPS LED	DISTANCE	VEHICLE
72	John HAMILTON	1	12	14.49 miles	Yamaha TRZ250

BMCRC - MRO Championships 2024 - Rnd 7 @ Brands Hatch Indy

DFDS Yamaha Past Masters

RACE 18 - STATISTICS

CLASS : R

4 Starters

Fastest Lap History

NO	NAME	LAP TIME	TIME OF DAY	LAP	VEHICLE
34	Paul NIELD	57.523	16:19:46.815	2	Yamaha TZR250
64	Iain DAVIS	57.075	16:19:47.082	2	Yamaha TZR250
64	Iain DAVIS	56.591	16:23:35.851	6	Yamaha TZR250
64	Iain DAVIS	55.985	16:25:28.602	8	Yamaha TZR250
64	Iain DAVIS	55.853	16:29:15.430	12	Yamaha TZR250

Leader History

NO	NAME	FROM LAP	LAPS LED	DISTANCE	VEHICLE
34	Paul NIELD	1	4	4.83 miles	Yamaha TZR250
64	Iain DAVIS	5	8	9.66 miles	Yamaha TZR250



REACTIVE PARTS MRO POWERBIKES / CIGMA RACING MRO CLUBMAN 1000 / TBR PERFORMANCE MRO RETRO 1000s



BMCRC-MRO Championships - Round 7
Brands Hatch Indy
21st / 22nd September 2024



Timing & Results Provided by Timing Solutions Ltd

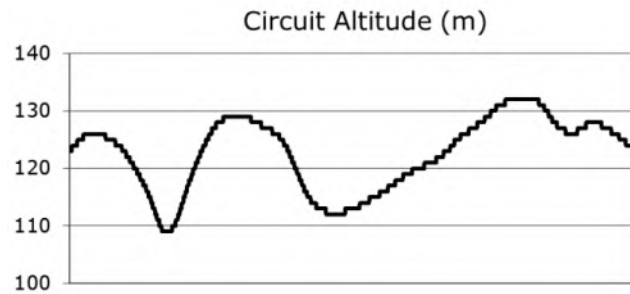
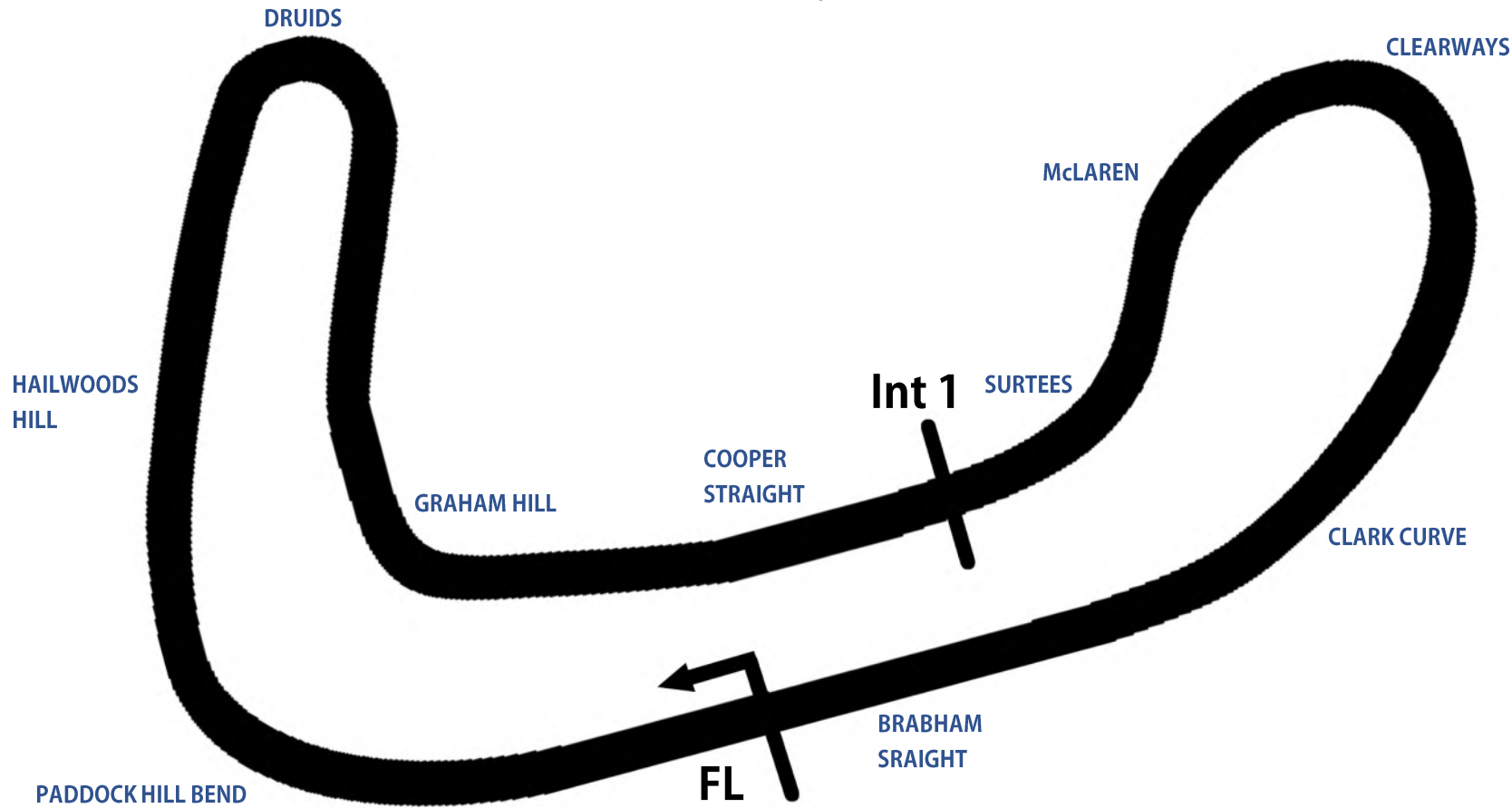
www.tsl-timing.com



BrandsHatch

Brands Hatch Indy Circuit

Fawkham, Longfield, Kent, UK



Length	1.2079 miles 1.944 km 1944.0 m		
FL		51.36032 N	0.26032 E
Int 1	1112m	51.35934 N	0.25955 E
Pit Entry	1669m	51.35911 N	0.25743 E
Pit Exit	0m after FL	51.36017 N	0.26051 E
Pit Entry - Pit Exit	251m, 18.1s @ 50kph, 15.0s @ 60kph		



BMCRC - MRO Championships 2024 - Rnd 7 @ Brands Hatch Indy

Reactive Parts MRO Powerbikes inc Clubman 1000 & MRO Retro 1000 & Rookie 1000

QUALIFYING - CLASSIFICATION

POS	NO	CL	PIC	NAME	ENTRY	TIME	ON	LAPS	GAP	DIFF	MPH
1	5	Ret_N	1	Kieran SMITH	Suzuki GSXR 1000 K1 -	48.080	8	10			90.44
2	26		1	Josh WAINWRIGHT	Honda CBR1000 - JW MOT Centre	48.288	7	7	0.208	0.208	90.05
3	88		2	Scott HALLIDAY	Suzuki GSXR 1000 - Performance fitness gym	49.096	11	11	1.016	0.808	88.57
4	65		3	Peter BAKER	Kawasaki ZX10R - T.J & Peter Baker M/C. Dodfrey engi	49.138	6	6	1.058	0.042	88.49
5	7		4	Thomas BENSTED	Yamaha R1 - Significant Debt Racing	49.246	7	11	1.166	0.108	88.30
6	87	1000	1	Dan CHAMBERLAIN	Suzuki GSXR 750 -	49.381	4	10	1.301	0.135	88.06
7	83		5	Jason SIGGS	Yamaha R1 - J Siggs Construction	49.480	7	11	1.400	0.099	87.88
8	47		6	William WHITE	Ducati 955 V2 PANIGALE - JP. Guivier	49.562	8	9	1.482	0.082	87.74
9	173		7	Stephen DRAPER	Kawasaki ZX10 -	49.585	5	11	1.505	0.023	87.69
10	9		8	Matt WETHERELL	Suzuki GSXR 1000 R - Lamonde Racing	49.754	7	11	1.674	0.169	87.40
11	48	C	1	Aaron COLLINS	BMW S1000RR - Precision installations	49.780	11	12	1.700	0.026	87.35
12	188		9	Dawid KRAWIECKI	Yamaha R1 - Code Blue LTD & D A East Electrical	49.910	6	9	1.830	0.130	87.12
13	80	C	2	Morgan CREASEY	Honda FIREBLADE - Warics Ltd	50.038	4	8	1.958	0.128	86.90
14	85	1000	2	Ben WOOD	Yamaha R1 -	50.108	6	7	2.028	0.070	86.78
15	78	Ret_C	1	Jamie THOMAS	Suzuki GSXR 1000 - Team RubyRacing	50.153	6	8	2.073	0.045	86.70
16	85	C	3	Clinton WOOD	- CLINTON WOOD	50.676	5	10	2.596	0.523	85.81
17	19	Ret_C	2	Tyler DONOVAN	- Tinder Corp	51.025	5	6	2.945	0.349	85.22
18	84	C	4	Martyn DELLOW	Suzuki GSXR1000 - Kirdford Shotblasting	51.252	6	7	3.172	0.227	84.84
19	152		10	Barry MANTELL	Kawaskai ZX10R - Swedish car connection	51.567	7	9	3.487	0.315	84.32
20	13	Ret_C	3	Daniel MERCER	Honda CBR1000RR - Merc&Co Racing, Apex2Apex prc	51.626	8	11	3.546	0.059	84.23
21	46	C	5	Simon GATES	Yamaha YZF R1 - T.A Roden LTD / Canine Plus Hydro	51.696	8	10	3.616	0.070	84.11
22	123	C	6	James VINCER	Suzuki GSXR R - John Butcher Bros	51.770	5	11	3.690	0.074	83.99
23	23	C	7	Jason PAES	Aprilia RSV4 - J&R Electrical Ltd	51.989	4	5	3.909	0.219	83.64
24	333		11	Andrew HOUGHTON	BMW S1000RR - Techoir	52.352	10	10	4.272	0.363	83.06
25	14	1000	3	Alex YIANNI	BMW S1000 RR - Airpack 2000 Racing/Almig Compres	52.796	8	9	4.716	0.444	82.36
26	17	Ret_C	4	Jordan KILLWORTH	Yamaha R1 4C8 - Greenplant/BK/Rabbit	52.817	4	4	4.737	0.021	82.33
27	34		12	Richard HEWITT	BMW S1000RR - Ducking Quack Racing	53.467	8	10	5.387	0.650	81.33
28	40	Ret_C	5	Malcolm BATE	Suzuki GSXR1000 - Hartjay	54.131	8	9	6.051	0.664	80.33
29	274	C	8	Stewart LATIMER	Suzuki GSXR1000 RR - Fat Bloke Racing RR	54.797	5	5	6.717	0.666	79.35
30	66		13	Stephen HARVEY	Kawasaki ZX10 -	54.932	7	11	6.852	0.135	79.16
31	666	1000	4	Nathan THOMPSON	Bmw S1000RR - Flirtz lap dancing club	56.311	4	4	8.231	1.379	77.22
32	29	1000	5	Luke MORGAN	Suzuki GSXR 750 -	57.857	4	9	9.777	1.546	75.16

Weather / Track : Cloudy / Dry

Date: 21/09/2024 Start: 10:18 Finish: 10:28

These results are provisional until the conclusion of any judicial and technical matters.

Brands Hatch Indy: 1.2079 miles

Clerk Of Course:	Stewards:	Timekeeper: Richard Evans	
------------------	-----------	---------------------------	--

Results can be found at www.tsl-timing.com

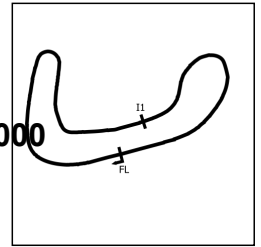
Printed - 10:31 Saturday, 21 September 2024



BMCRC - MRO Championships 2024 - Rnd 7 @ Brands Hatch Indy

Reactive Parts MRO Powerbikes inc Clubman 1000 & MRO Retro 1000 & Rookie 1000

QUALIFYING - SECTOR ANALYSIS



SECTOR 1 = FL to I1, SECTOR 2 = I1 to FL, DIFF = Difference To Personal Best Lap, P = Crossed Finish Line in Pit Lane, D = Time Disallowed

P1		5 Ret_N	Kieran SMITH		Suzuki GSXR 1000 K1 -		
IDEAL LAP TIME : 47.903		BEST LAP TIME : 48.080		DIFFERENCE : 0.177			
LAP	SECTOR 1	SECTOR 2	LAP TIME	MPH	DIFF	TIME OF DAY	
1 -	OUTLAP	19.640	57.055	76.21	8.975	10:21:03.021	
2 -	29.871	19.533	49.404	88.02	1.324	10:21:52.425	
3 -	29.669	19.633	49.302	88.20	1.222	10:22:41.727	
4 -	29.636	20.195	49.831	87.26	1.751	10:23:31.558	
5 -	28.885	19.330	48.215	90.19	0.135	10:24:19.773	
6 -	29.702	19.216	48.918	88.89	0.838	10:25:08.691	
7 -	28.763	19.349	48.112 (3)	90.38	0.032	10:25:56.803	
8 -	28.733	19.347	48.080 (1)	90.44		10:26:44.883	
9 -	28.687	19.402	48.089 (2)	90.42	0.009	10:27:32.972	
10 -	29.719	19.846	49.565	87.73	1.485	10:28:22.537	

P2		26	Josh WAINWRIGHT		Honda CBR1000 - JW MOT Centre		
IDEAL LAP TIME : 48.288		BEST LAP TIME : 48.288		DIFFERENCE : 0.000			
LAP	SECTOR 1	SECTOR 2	LAP TIME	MPH	DIFF	TIME OF DAY	
1 -	OUTLAP	20.368	56.035	77.60	7.747	10:20:06.070	
2 -	30.667	20.000	50.667 (3)	85.82	2.379	10:20:56.737	
3 -	29.654	19.823	49.477 (2)	87.89	1.189	10:21:46.214	
4 -	30.020	25.544	55.564	78.26	7.276	10:22:41.778	
5 -	38.405	20.268	58.673	74.11	10.385	10:23:40.451	
6 -	31.329	20.091	51.420	84.57	3.132	10:24:31.871	
7 -	29.080	19.208	48.288 (1)	90.05		10:25:20.159	

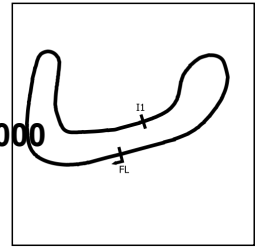
P3		88	Scott HALLIDAY		Suzuki GSXR 1000 - Performance fitness gym		
IDEAL LAP TIME : 49.096		BEST LAP TIME : 49.096		DIFFERENCE : 0.000			
LAP	SECTOR 1	SECTOR 2	LAP TIME	MPH	DIFF	TIME OF DAY	
1 -	OUTLAP	21.138	56.251	77.30	7.155	10:19:46.609	
2 -	30.532	20.392	50.924	85.39	1.828	10:20:37.533	
3 -	30.081	20.247	50.328	86.40	1.232	10:21:27.861	
4 -	29.939	19.929	49.868	87.20	0.772	10:22:17.729	
5 -	30.392	20.356	50.748	85.69	1.652	10:23:08.477	
6 -	29.613	19.855	49.468	87.90	0.372	10:23:57.945	
7 -	29.477	19.785	49.262 (2)	88.27	0.166	10:24:47.207	
8 -	30.028	20.009	50.037	86.90	0.941	10:25:37.244	
9 -	29.582	19.810	49.392 (3)	88.04	0.296	10:26:26.636	
10 -	29.857	20.302	50.159	86.69	1.063	10:27:16.795	
11 -	29.452	19.644	49.096 (1)	88.57		10:28:05.891	

P4		65	Peter BAKER		Kawasaki ZX10R - TJ & Peter Baker M/C. Dodfrey engineering		
IDEAL LAP TIME : 49.138		BEST LAP TIME : 49.138		DIFFERENCE : 0.000			
LAP	SECTOR 1	SECTOR 2	LAP TIME	MPH	DIFF	TIME OF DAY	
1 -	30.987	20.231	51.218	84.90	2.080	10:19:19.729	
2 -	29.851	19.938	49.789	87.34	0.651	10:20:09.518	
3 -	29.509	19.970	49.479 (2)	87.88	0.341	10:20:58.997	
4 -	29.469	20.658	50.127	86.75	0.989	10:21:49.124	
5 -	29.643	20.011	49.654 (3)	87.57	0.516	10:22:38.778	
6 -	29.376	19.762	49.138 (1)	88.49		10:23:27.916	

BMCRC - MRO Championships 2024 - Rnd 7 @ Brands Hatch Indy

Reactive Parts MRO Powerbikes inc Clubman 1000 & MRO Retro 1000 & Rookie 1000

QUALIFYING - SECTOR ANALYSIS



SECTOR 1 = FL to I1, SECTOR 2 = I1 to FL, DIFF = Difference To Personal Best Lap, P = Crossed Finish Line in Pit Lane, D = Time Disallowed

P5 7		Thomas BENSTED		Yamaha R1 - Significant Debt Racing		
IDEAL LAP TIME : 49.216		BEST LAP TIME : 49.246		DIFFERENCE : 0.030		
LAP	SECTOR 1	SECTOR 2	LAP TIME	MPH	DIFF	TIME OF DAY
1 -	OUTLAP	20.683	56.561	76.88	7.315	10:20:10.982
2 -	30.618	19.939	50.557	86.01	1.311	10:21:01.539
3 -	30.100	19.728	49.828 (3)	87.27	0.582	10:21:51.367
4 -	31.411	20.455	51.866	83.84	2.620	10:22:43.233
5 -	30.708	20.303	51.011	85.24	1.765	10:23:34.244
6 -	29.903	20.053	49.956	87.04	0.710	10:24:24.200
7 -	29.708	19.538	49.246 (1)	88.30		10:25:13.446
8 -	30.794	19.919	50.713	85.74	1.467	10:26:04.159
9 -	29.678	19.650	49.328 (2)	88.15	0.082	10:26:53.487
10 -	31.520	20.270	51.790	83.96	2.544	10:27:45.277
11 -	30.224	25.017	55.241	78.72	5.995	10:28:40.518

P6 87 1000		Dan CHAMBERLAIN		Suzuki GSXR 750 -		
IDEAL LAP TIME : 49.381		BEST LAP TIME : 49.381		DIFFERENCE : 0.000		
LAP	SECTOR 1	SECTOR 2	LAP TIME	MPH	DIFF	TIME OF DAY
1 -	31.899	20.641	52.540	82.76	3.159	10:19:21.816
2 -	30.695	20.170	50.865	85.49	1.484	10:20:12.681
3 -	30.316	19.914	50.230 (2)	86.57	0.849	10:21:02.911
4 -	29.797	19.584	49.381 (1)	88.06		10:21:52.292
5 -	31.306	20.266	51.572	84.32	2.191	10:22:43.864
6 -	30.465	20.662	51.127	85.05	1.746	10:23:34.991
7 -	31.043	20.537	51.580	84.30	2.199	10:24:26.571
8 -	32.616	20.688	53.304	81.58	3.923	10:25:19.875
9 -	30.476	20.190	50.666 (3)	85.82	1.285	10:26:10.541
10 -	31.738	20.625	52.363	83.04	2.982	10:27:02.904

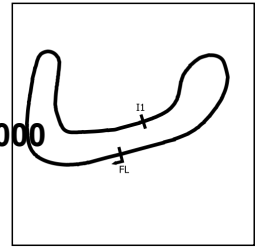
P7 83		Jason SIGGS		Yamaha R1 - J Siggs Construction		
IDEAL LAP TIME : 49.435		BEST LAP TIME : 49.480		DIFFERENCE : 0.045		
LAP	SECTOR 1	SECTOR 2	LAP TIME	MPH	DIFF	TIME OF DAY
1 -	OUTLAP	21.245	56.928	76.38	7.448	10:19:47.015
2 -	31.500	20.282	51.782	83.97	2.302	10:20:38.797
3 -	30.586	20.411	50.997	85.27	1.517	10:21:29.794
4 -	30.055	19.901	49.956 (3)	87.04	0.476	10:22:19.750
5 -	33.861	20.569	54.430	79.89	4.950	10:23:14.180
6 -	29.984	20.199	50.183	86.65	0.703	10:24:04.363
7 -	29.638	19.842	49.480 (1)	87.88		10:24:53.843
8 -	29.593	19.922	49.515 (2)	87.82	0.035	10:25:43.358
9 -	33.248	21.091	54.339	80.02	4.859	10:26:37.697
10 -	30.886	21.102	51.988	83.64	2.508	10:27:29.685
11 -	29.811	22.720	52.531	82.78	3.051	10:28:22.216

P8 47		William WHITE		Ducati 955 V2 PANIGALE - JP. Guivier		
IDEAL LAP TIME : 49.534		BEST LAP TIME : 49.562		DIFFERENCE : 0.028		
LAP	SECTOR 1	SECTOR 2	LAP TIME	MPH	DIFF	TIME OF DAY
1 -	OUTLAP	21.540	1:00.146	72.30	10.584	10:21:59.807
2 -	31.161	20.564	51.725	84.07	2.163	10:22:51.532
3 -	30.446	20.287	50.733	85.71	1.171	10:23:42.265
4 -	30.583	20.507	51.090	85.11	1.528	10:24:33.355
5 -	29.879	20.124	50.003	86.96	0.441	10:25:23.358
6 -	29.896	20.364	50.260	86.52	0.698	10:26:13.618
7 -	29.695	20.028	49.723 (2)	87.45	0.161	10:27:03.341
8 -	29.723	19.839	49.562 (1)	87.74		10:27:52.903
9 -	29.785	20.034	49.819 (3)	87.28	0.257	10:28:42.722

BMCRC - MRO Championships 2024 - Rnd 7 @ Brands Hatch Indy

Reactive Parts MRO Powerbikes inc Clubman 1000 & MRO Retro 1000 & Rookie 1000

QUALIFYING - SECTOR ANALYSIS



SECTOR 1 = FL to I1, SECTOR 2 = I1 to FL, DIFF = Difference To Personal Best Lap, P = Crossed Finish Line in Pit Lane, D = Time Disallowed

P9 173		Stephen DRAPER		Kawasaki ZX10 -			
IDEAL LAP TIME : 49.585		BEST LAP TIME : 49.585		DIFFERENCE : 0.000			
LAP	SECTOR 1	SECTOR 2	LAP TIME	MPH	DIFF	TIME OF DAY	
1 -	32.687	21.243	53.930	80.63	4.345	10:19:36.586	
2 -	30.942	20.266	51.208	84.92	1.623	10:20:27.794	
3 -	30.171	19.929	50.100	86.79	0.515	10:21:17.894	
4 -	29.998	20.044	50.042	86.89	0.457	10:22:07.936	
5 -	29.765	19.820	49.585 (1)	87.69		10:22:57.521	
6 -	29.789	20.775	50.564	86.00	0.979	10:23:48.085	
7 -	29.866	19.986	49.852 (3)	87.23	0.267	10:24:37.937	
8 -	33.817	20.506	54.323	80.05	4.738	10:25:32.260	
9 -	30.016	19.884	49.900	87.14	0.315	10:26:22.160	
10 -	36.417	20.110	56.527	76.92	6.942	10:27:18.687	
11 -	29.910	19.866	49.776 (2)	87.36	0.191	10:28:08.463	

P10 9		Matt WETHERELL		Suzuki GSXR 1000 R - Lamonde Racing			
IDEAL LAP TIME : 49.559		BEST LAP TIME : 49.754		DIFFERENCE : 0.195			
LAP	SECTOR 1	SECTOR 2	LAP TIME	MPH	DIFF	TIME OF DAY	
1 -	OUTLAP	20.082	54.202	80.22	4.448	10:19:51.429	
2 -	30.449	20.151	50.600	85.94	0.846	10:20:42.029	
3 -	30.284	20.187	50.471	86.16	0.717	10:21:32.500	
4 -	31.380	20.122	51.502	84.43	1.748	10:22:24.002	
5 -	30.786	20.022	50.808	85.58	1.054	10:23:14.810	
6 -	30.006	20.302	50.308	86.43	0.554	10:24:05.118	
7 -	29.912	19.842	49.754 (1)	87.40		10:24:54.872	
8 -	29.802	20.082	49.884 (2)	87.17	0.130	10:25:44.756	
9 -	30.270	19.845	50.115 (3)	86.77	0.361	10:26:34.871	
10 -	30.516	19.757	50.273	86.49	0.519	10:27:25.144	
11 -	31.491	20.474	51.965	83.68	2.211	10:28:17.109	

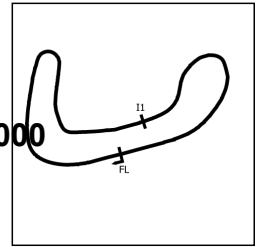
P11 48 C		Aaron COLLINS		BMW S1000RR - Precision installations			
IDEAL LAP TIME : 49.766		BEST LAP TIME : 49.780		DIFFERENCE : 0.014			
LAP	SECTOR 1	SECTOR 2	LAP TIME	MPH	DIFF	TIME OF DAY	
1 -	33.020	21.126	54.146	80.31	4.366	10:19:26.543	
2 -	31.472	20.414	51.886	83.81	2.106	10:20:18.429	
3 -	30.431	20.340	50.771	85.65	0.991	10:21:09.200	
4 -	30.498	20.038	50.536	86.04	0.756	10:21:59.736	
5 -	30.101	20.419	50.520	86.07	0.740	10:22:50.256	
6 -	30.582	19.926	50.508	86.09	0.728	10:23:40.764	
7 -	41.043	20.649	1:01.692	70.48	11.912	10:24:42.456	
8 -	29.999	20.258	50.257 (3)	86.52	0.477	10:25:32.713	
9 -	30.158	20.272	50.430	86.23	0.650	10:26:23.143	
10 -	30.520	19.813	50.333	86.39	0.553	10:27:13.476	
11 -	29.965	19.815	49.780 (1)	87.35		10:28:03.256	
12 -	30.436	19.801	50.237 (2)	86.56	0.457	10:28:53.493	

P12 188		Dawid KRAWIECKI		Yamaha R1 - Code Blue LTD & D A East Electrical			
IDEAL LAP TIME : 49.848		BEST LAP TIME : 49.910		DIFFERENCE : 0.062			
LAP	SECTOR 1	SECTOR 2	LAP TIME	MPH	DIFF	TIME OF DAY	
1 -	OUTLAP	20.470	54.353	80.00	4.443	10:19:43.941	
2 -	30.904	20.207	51.111	85.08	1.201	10:20:35.052	
3 -	30.150	20.069	50.219 (3)	86.59	0.309	10:21:25.271	
4 -	30.583	20.211	50.794	85.61	0.884	10:22:16.065	
5 -	30.542	20.325	50.867	85.48	0.957	10:23:06.932	
6 -	29.779	20.131	49.910 (1)	87.12		10:23:56.842	
7 -	31.461	21.364	52.825	82.32	2.915	10:24:49.667	
8 -	30.080	20.072	50.152 (2)	86.70	0.242	10:25:39.819	
9 -	30.472	20.918	51.390	84.61	1.480	10:26:31.209	

BMCRC - MRO Championships 2024 - Rnd 7 @ Brands Hatch Indy

Reactive Parts MRO Powerbikes inc Clubman 1000 & MRO Retro 1000 & Rookie 1000

QUALIFYING - SECTOR ANALYSIS



SECTOR 1 = FL to I1, SECTOR 2 = I1 to FL, DIFF = Difference To Personal Best Lap, P = Crossed Finish Line in Pit Lane, D = Time Disallowed

P13 80 C		Morgan CREASEY		Honda FIREBLADE - Warics Ltd		
IDEAL LAP TIME : 50.038		BEST LAP TIME : 50.038		DIFFERENCE : 0.000		
LAP	SECTOR 1	SECTOR 2	LAP TIME	MPH	DIFF	TIME OF DAY
1 -	OUTLAP	21.498	1:04.627	67.28	14.589	10:21:25.250
2 -	31.196	20.449	51.645	84.20	1.607	10:22:16.895
3 -	30.636	20.128	50.764	85.66	0.726	10:23:07.659
4 -	29.970	20.068	50.038 (1)	86.90		10:23:57.697
5 -	30.207	20.139	50.346 (3)	86.37	0.308	10:24:48.043
6 -	30.147	20.426	50.573	85.98	0.535	10:25:38.616
7 -	31.029	20.072	51.101	85.09	1.063	10:26:29.717
8 -	30.018	20.186	50.204 (2)	86.61	0.166	10:27:19.921

P14 85 1000		Ben WOOD		Yamaha R1 -		
IDEAL LAP TIME : 49.697		BEST LAP TIME : 50.108		DIFFERENCE : 0.411		
LAP	SECTOR 1	SECTOR 2	LAP TIME	MPH	DIFF	TIME OF DAY
1 -	32.144	21.702	53.846	80.76	3.738	10:19:33.627
2 -	30.748	20.202	50.950	85.35	0.842	10:20:24.577
3 -	31.476	20.688	52.164	83.36	2.056	10:21:16.741
4 -	30.076	20.197	50.273 (3)	86.49	0.165	10:22:07.014
5 -	30.393	19.900	50.293	86.46	0.185	10:22:57.307
6 -	29.833	20.275	50.108 (1)	86.78		10:23:47.415
7 -	30.303	19.864	50.167 (2)	86.68	0.059	10:24:37.582

P15 78 Ret_C		Jamie THOMAS		Suzuki GSXR 1000 - Team RubyRacing		
IDEAL LAP TIME : 50.153		BEST LAP TIME : 50.153		DIFFERENCE : 0.000		
LAP	SECTOR 1	SECTOR 2	LAP TIME	MPH	DIFF	TIME OF DAY
1 -	OUTLAP	20.583	56.816	76.53	6.663	10:21:59.848
2 -	31.359	20.504	51.863	83.84	1.710	10:22:51.711
3 -	30.621	20.150	50.771	85.65	0.618	10:23:42.482
4 -	30.759	20.650	51.409	84.58	1.256	10:24:33.891
5 -	30.216	20.039	50.255 (2)	86.53	0.102	10:25:24.146
6 -	30.134	20.019	50.153 (1)	86.70		10:26:14.299
7 -	30.194	20.521	50.715	85.74	0.562	10:27:05.014
8 -	30.284	20.061	50.345 (3)	86.37	0.192	10:27:55.359

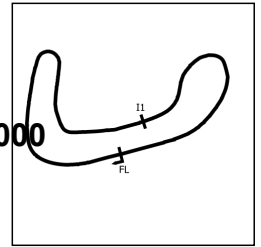
P16 85 C		Clinton WOOD		- CLINTON WOOD		
IDEAL LAP TIME : 50.565		BEST LAP TIME : 50.676		DIFFERENCE : 0.111		
LAP	SECTOR 1	SECTOR 2	LAP TIME	MPH	DIFF	TIME OF DAY
1 -	33.021	21.357	54.378	79.96	3.702	10:19:36.335
2 -	31.349	20.649	51.998	83.63	1.322	10:20:28.333
3 -	30.861	20.319	51.180	84.96	0.504	10:21:19.513
4 -	30.607	20.404	51.011 (3)	85.24	0.335	10:22:10.524
5 -	30.246	20.430	50.676 (1)	85.81		10:23:01.200
6 -	30.692	20.332	51.024	85.22	0.348	10:23:52.224
7 -	30.645	20.321	50.966 (2)	85.32	0.290	10:24:43.190
8 -	30.577	21.002	51.579	84.30	0.903	10:25:34.769
9 -	30.555	20.596	51.151	85.01	0.475	10:26:25.920
10 -	30.978	20.720	51.698	84.11	1.022	10:27:17.618

P17 19 Ret_C		Tyler DONOVAN		- Tinder Corp		
IDEAL LAP TIME : 50.933		BEST LAP TIME : 51.025		DIFFERENCE : 0.092		
LAP	SECTOR 1	SECTOR 2	LAP TIME	MPH	DIFF	TIME OF DAY
1 -	OUTLAP	21.144	58.315	74.57	7.290	10:24:09.160
2 -	30.970	21.067	52.037	83.56	1.012	10:25:01.197
3 -	30.827	20.762	51.589	84.29	0.564	10:25:52.786
4 -	30.399	20.649	51.048 (2)	85.18	0.023	10:26:43.834
5 -	30.491	20.534	51.025 (1)	85.22		10:27:34.859
6 -	30.743	20.691	51.434 (3)	84.54	0.409	10:28:26.293

BMCRC - MRO Championships 2024 - Rnd 7 @ Brands Hatch Indy

Reactive Parts MRO Powerbikes inc Clubman 1000 & MRO Retro 1000 & Rookie 1000

QUALIFYING - SECTOR ANALYSIS



SECTOR 1 = FL to I1, SECTOR 2 = I1 to FL, DIFF = Difference To Personal Best Lap, P = Crossed Finish Line in Pit Lane, D = Time Disallowed

P18 84 C		Martyn DELLOW		Suzuki GSXR1000 - Kirdford Shotblasting		
IDEAL LAP TIME : 51.252		BEST LAP TIME : 51.252		DIFFERENCE : 0.000		
LAP	SECTOR 1	SECTOR 2	LAP TIME	MPH	DIFF	TIME OF DAY
1 -	OUTLAP	20.805	56.191	77.38	4.939	10:20:05.734
2 -	30.858	20.590	51.448 (2)	84.52	0.196	10:20:57.182
3 -	30.978	21.295	52.273 (3)	83.19	1.021	10:21:49.455
4 -	32.063	21.136	53.199	81.74	1.947	10:22:42.654
5 -	31.090	21.298	52.388	83.00	1.136	10:23:35.042
6 -	30.711	20.541	51.252 (1)	84.84		10:24:26.294
7 -	31.275	21.194	52.469	82.87	1.217	10:25:18.763

P19 152		Barry MANTELL		Kawaskai ZX10R - Swedish car connection		
IDEAL LAP TIME :		BEST LAP TIME : 51.567		DIFFERENCE :		
LAP	SECTOR 1	SECTOR 2	LAP TIME	MPH	DIFF	TIME OF DAY
1 -			54.978	79.09	3.411	10:21:40.879
2 -			53.216	81.71	1.649	10:22:34.095
3 -			52.234 (2)	83.25	0.667	10:23:26.329
4 -			52.928	82.16	1.361	10:24:19.257
5 -			54.184	80.25	2.617	10:25:13.441
6 -			52.304 (3)	83.14	0.737	10:26:05.746
7 -			51.567 (1)	84.32		10:26:57.313
8 -			52.491	82.84	0.924	10:27:49.804
9 -			52.903	82.19	1.336	10:28:42.707

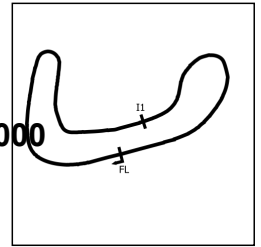
P20 13 Ret_C		Daniel MERCER		Honda CBR1000RR - Merc&Co Racing, Apex2Apex promotions.		
IDEAL LAP TIME : 51.545		BEST LAP TIME : 51.626		DIFFERENCE : 0.081		
LAP	SECTOR 1	SECTOR 2	LAP TIME	MPH	DIFF	TIME OF DAY
1 -	OUTLAP	22.382	1:00.518	71.85	8.892	10:19:56.514
2 -	33.400	21.845	55.245	78.71	3.619	10:20:51.759
3 -	32.230	21.481	53.711	80.96	2.085	10:21:45.470
4 -	31.905	21.986	53.891	80.69	2.265	10:22:39.361
5 -	31.916	20.967	52.883	82.23	1.257	10:23:32.244
6 -	31.082	20.979	52.061	83.52	0.435	10:24:24.305
7 -	31.112	20.807	51.919 (3)	83.75	0.293	10:25:16.224
8 -	30.854	20.772	51.626 (1)	84.23		10:26:07.850
9 -	31.352	21.231	52.583	82.69	0.957	10:27:00.433
10 -	31.229	20.748	51.977	83.66	0.351	10:27:52.410
11 -	31.023	20.691	51.714 (2)	84.08	0.088	10:28:44.124

P21 46 C		Simon GATES		Yamaha YZF R1 - T.A Roden LTD / Canine Plus Hydro		
IDEAL LAP TIME : 51.550		BEST LAP TIME : 51.696		DIFFERENCE : 0.146		
LAP	SECTOR 1	SECTOR 2	LAP TIME	MPH	DIFF	TIME OF DAY
1 -	32.263	21.338	53.601	81.12	1.905	10:19:28.755
2 -	32.438	21.627	54.065	80.43	2.369	10:20:22.820
3 -	31.879	20.798	52.677	82.55	0.981	10:21:15.497
4 -	31.353	21.406	52.759	82.42	1.063	10:22:08.256
5 -	31.415	20.790	52.205 (3)	83.29	0.509	10:23:00.461
6 -	31.749	20.750	52.499	82.83	0.803	10:23:52.960
7 -	31.205	21.418	52.623	82.63	0.927	10:24:45.583
8 -	31.094	20.602	51.696 (1)	84.11		10:25:37.279
9 -	31.731	20.546	52.277	83.18	0.581	10:26:29.556
10 -	31.276	20.456	51.732 (2)	84.06	0.036	10:27:21.288

BMCRC - MRO Championships 2024 - Rnd 7 @ Brands Hatch Indy

Reactive Parts MRO Powerbikes inc Clubman 1000 & MRO Retro 1000 & Rookie 1000

QUALIFYING - SECTOR ANALYSIS



SECTOR 1 = FL to I1, SECTOR 2 = I1 to FL, DIFF = Difference To Personal Best Lap, P = Crossed Finish Line in Pit Lane, D = Time Disallowed

P22 123 C		James VINCER		Suzuki GSXR R - John Butcher Bros			
IDEAL LAP TIME : 51.716		BEST LAP TIME : 51.770		DIFFERENCE : 0.054			
LAP	SECTOR 1	SECTOR 2	LAP TIME	MPH	DIFF	TIME OF DAY	
1 -	33.337	21.234	54.571	79.68	2.801	10:19:30.510	
2 -	32.098	21.423	53.521	81.25	1.751	10:20:24.031	
3 -	31.855	20.753	52.608	82.66	0.838	10:21:16.639	
4 -	31.844	20.681	52.525	82.79	0.755	10:22:09.164	
5 -	31.168	20.602	51.770 (1)	83.99		10:23:00.934	
6 -	31.686	20.548	52.234 (2)	83.25	0.464	10:23:53.168	
7 -	31.376	21.552	52.928	82.16	1.158	10:24:46.096	
8 -	31.692	20.710	52.402 (3)	82.98	0.632	10:25:38.498	
9 -	31.696	20.951	52.647	82.59	0.877	10:26:31.145	
10 -	32.013	20.616	52.629	82.62	0.859	10:27:23.774	
11 -	33.018	21.261	54.279	80.11	2.509	10:28:18.053	

P23 23 C		Jason PAES		Aprilia RSV4 - J&R Electrical Ltd			
IDEAL LAP TIME : 51.930		BEST LAP TIME : 51.989		DIFFERENCE : 0.059			
LAP	SECTOR 1	SECTOR 2	LAP TIME	MPH	DIFF	TIME OF DAY	
1 -	OUTLAP	21.507	58.112	74.83	6.123	10:19:53.253	
2 -	32.251	20.903	53.154 (3)	81.81	1.165	10:20:46.407	
3 -	32.503	21.053	53.556	81.19	1.567	10:21:39.963	
4 -	31.330	20.659	51.989 (1)	83.64		10:22:31.952	
5 -	31.403	20.600	52.003 (2)	83.62	0.014	10:23:23.955	

P24 333		Andrew HOUGHTON		BMW S1000RR - Techoir			
IDEAL LAP TIME : 52.352		BEST LAP TIME : 52.352		DIFFERENCE : 0.000			
LAP	SECTOR 1	SECTOR 2	LAP TIME	MPH	DIFF	TIME OF DAY	
1 -	OUTLAP	21.974	58.032	74.93	5.680	10:19:06.892	
2 -	32.382	21.330	53.712	80.96	1.360	10:20:00.604	
3 -	32.083	21.308	53.391	81.44	1.039	10:20:53.995	
4 -	34.222	22.132	56.354	77.16	4.002	10:21:50.349	
5 -	33.053	21.698	54.751	79.42	2.399	10:22:45.100	
6 -	32.374	21.449	53.823	80.79	1.471	10:23:38.923	
7 -	33.121	21.659	54.780	79.38	2.428	10:24:33.703	
8 -	31.884	21.184	53.068 (3)	81.94	0.716	10:25:26.771	
9 -	31.823	21.015	52.838 (2)	82.30	0.486	10:26:19.609	
10 -	31.414	20.938	52.352 (1)	83.06		10:27:11.961	

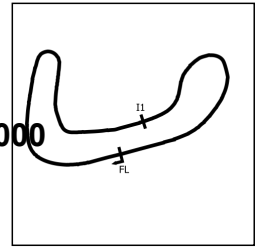
P25 14 1000		Alex YIANNI		BMW S1000 RR - Airpack 2000 Racing/Almig Compressors			
IDEAL LAP TIME : 52.778		BEST LAP TIME : 52.796		DIFFERENCE : 0.018			
LAP	SECTOR 1	SECTOR 2	LAP TIME	MPH	DIFF	TIME OF DAY	
1 -	36.638	22.682	59.320	73.30	6.524	10:19:42.290	
2 -	34.304	21.511	55.815	77.91	3.019	10:20:38.105	
3 -	33.258	21.087	54.345	80.01	1.549	10:21:32.450	
4 -	33.136	21.186	54.322	80.05	1.526	10:22:26.772	
5 -	32.406	20.742	53.148	81.82	0.352	10:23:19.920	
6 -	32.121	20.850	52.971 (3)	82.09	0.175	10:24:12.891	
7 -	32.354	20.821	53.175	81.77	0.379	10:25:06.066	
8 -	32.139	20.657	52.796 (1)	82.36		10:25:58.862	
9 -	32.125	20.671	52.796 (1)	82.36		10:26:51.658	

P26 17 Ret_C		Jordan KILLWORTH		Yamaha R1 4C8 - Greenplant/BK/Rabbit			
IDEAL LAP TIME : 52.301		BEST LAP TIME : 52.817		DIFFERENCE : 0.516			
LAP	SECTOR 1	SECTOR 2	LAP TIME	MPH	DIFF	TIME OF DAY	
1 -	OUTLAP	21.262	59.665	72.88	6.848	10:20:30.224	
2 -	32.537	20.978	53.515 (3)	81.25	0.698	10:21:23.739	
3 -	32.329	20.809	53.138 (2)	81.83	0.321	10:22:16.877	
4 -	31.590	21.227	52.817 (1)	82.33		10:23:09.694	

BMCRC - MRO Championships 2024 - Rnd 7 @ Brands Hatch Indy

Reactive Parts MRO Powerbikes inc Clubman 1000 & MRO Retro 1000 & Rookie 1000

QUALIFYING - SECTOR ANALYSIS



SECTOR 1 = FL to I1, SECTOR 2 = I1 to FL, DIFF = Difference To Personal Best Lap, P = Crossed Finish Line in Pit Lane, D = Time Disallowed

P27 34		Richard HEWITT		BMW S1000RR - Ducking Quack Racing			
IDEAL LAP TIME : 53.217		BEST LAP TIME : 53.467		DIFFERENCE : 0.250			
LAP	SECTOR 1	SECTOR 2	LAP TIME	MPH	DIFF	TIME OF DAY	
1 -	34.399	21.773	56.172	77.41	2.705	10:19:33.457	
2 -	32.869	21.448	54.317	80.05	0.850	10:20:27.774	
3 -	32.961	21.560	54.521	79.76	1.054	10:21:22.295	
4 -	35.549	20.986	56.535	76.91	3.068	10:22:18.830	
5 -	32.413	21.076	53.489 (2)	81.29	0.022	10:23:12.319	
6 -	32.575	20.987	53.562 (3)	81.18	0.095	10:24:05.881	
7 -	32.721	21.488	54.209	80.21	0.742	10:25:00.090	
8 -	32.457	21.010	53.467 (1)	81.33		10:25:53.557	
9 -	32.231	21.624	53.855	80.74	0.388	10:26:47.412	
10 -	32.837	21.425	54.262	80.14	0.795	10:27:41.674	

P28 40 Ret_C		Malcolm BATE		Suzuki GSXR1000 - Hartjay			
IDEAL LAP TIME : 53.667		BEST LAP TIME : 54.131		DIFFERENCE : 0.464			
LAP	SECTOR 1	SECTOR 2	LAP TIME	MPH	DIFF	TIME OF DAY	
1 -	OUTLAP	22.373	1:00.224	72.20	6.093	10:20:52.426	
2 -	33.181	23.622	56.803	76.55	2.672	10:21:49.229	
3 -	32.941	21.789	54.730	79.45	0.599	10:22:43.959	
4 -	33.055	21.689	54.744	79.43	0.613	10:23:38.703	
5 -	34.563	22.332	56.895	76.43	2.764	10:24:35.598	
6 -	32.864	21.315	54.179 (2)	80.26	0.048	10:25:29.777	
7 -	32.865	21.317	54.182 (3)	80.25	0.051	10:26:23.959	
8 -	32.352	21.779	54.131 (1)	80.33		10:27:18.090	
9 -	32.972	22.003	54.975	79.10	0.844	10:28:13.065	

P29 274 C		Stewart LATIMER		Suzuki GSXR1000 RR - Fat Bloke Racing RR			
IDEAL LAP TIME : 54.744		BEST LAP TIME : 54.797		DIFFERENCE : 0.053			
LAP	SECTOR 1	SECTOR 2	LAP TIME	MPH	DIFF	TIME OF DAY	
1 -	OUTLAP	23.854	1:07.226	64.68	12.429	10:20:24.758	
2 -	33.325	21.739	55.064 (3)	78.97	0.267	10:21:19.822	
3 -	33.200	21.669	54.869 (2)	79.25	0.072	10:22:14.691	
4 -	33.201	21.994	55.195	78.78	0.398	10:23:09.886	
5 -	33.075	21.722	54.797 (1)	79.35		10:24:04.683	

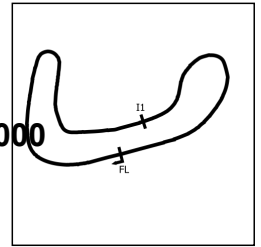
P30 66		Stephen HARVEY		Kawasaki ZX10 -			
IDEAL LAP TIME : 54.932		BEST LAP TIME : 54.932		DIFFERENCE : 0.000			
LAP	SECTOR 1	SECTOR 2	LAP TIME	MPH	DIFF	TIME OF DAY	
1 -	35.814	22.533	58.347	74.53	3.415	10:19:37.123	
2 -	33.912	22.612	56.524	76.93	1.592	10:20:33.647	
3 -	34.405	22.562	56.967	76.33	2.035	10:21:30.614	
4 -	33.907	22.430	56.337	77.18	1.405	10:22:26.951	
5 -	34.037	22.157	56.194	77.38	1.262	10:23:23.145	
6 -	33.310	22.069	55.379 (2)	78.52	0.447	10:24:18.524	
7 -	33.139	21.793	54.932 (1)	79.16		10:25:13.456	
8 -	33.696	22.349	56.045	77.59	1.113	10:26:09.501	
9 -	33.891	22.548	56.439	77.04	1.507	10:27:05.940	
10 -	33.733	21.950	55.683	78.09	0.751	10:28:01.623	
11 -	33.609	21.876	55.485 (3)	78.37	0.553	10:28:57.108	

P31 666 1000		Nathan THOMPSON		Bmw S1000RR - Flirtz lap dancing club			
IDEAL LAP TIME : 56.311		BEST LAP TIME : 56.311		DIFFERENCE : 0.000			
LAP	SECTOR 1	SECTOR 2	LAP TIME	MPH	DIFF	TIME OF DAY	
1 -	OUTLAP	24.864	1:08.684	63.31	12.373	10:21:49.462	
2 -	37.332	24.825	1:02.157 (3)	69.96	5.846	10:22:51.619	
3 -	34.948	23.284	58.232 (2)	74.67	1.921	10:23:49.851	
4 -	33.841	22.470	56.311 (1)	77.22		10:24:46.162	

BMCRC - MRO Championships 2024 - Rnd 7 @ Brands Hatch Indy

Reactive Parts MRO Powerbikes inc Clubman 1000 & MRO Retro 1000 & Rookie 1000

QUALIFYING - SECTOR ANALYSIS



SECTOR 1 = FL to I1, SECTOR 2 = I1 to FL, DIFF = Difference To Personal Best Lap, P = Crossed Finish Line in Pit Lane, D = Time Disallowed

P32 29 1000 Luke MORGAN			Suzuki GSXR 750 -			
IDEAL LAP TIME : 57.857		BEST LAP TIME : 57.857		DIFFERENCE : 0.000		
LAP	SECTOR 1	SECTOR 2	LAP TIME	MPH	DIFF	TIME OF DAY
1 -	37.729	24.000	1:01.729	70.44	3.872	10:19:42.431
2 -	36.469	23.482	59.951	72.53	2.094	10:20:42.382
3 -	35.207	23.391	58.598 (3)	74.21	0.741	10:21:40.980
4 -	34.886	22.971	57.857 (1)	75.16		10:22:38.837
5 -	35.131	23.568	58.699	74.08	0.842	10:23:37.536
6 -	35.509	23.721	59.230	73.41	1.373	10:24:36.766
7 -	35.396	23.266	58.662	74.12	0.805	10:25:35.428
8 -	34.976	23.261	58.237 (2)	74.67	0.380	10:26:33.665
9 -	35.264	23.446	58.710	74.06	0.853	10:27:32.375

BMCRC - MRO Championships 2024 - Rnd 7 @ Brands Hatch Indy

Reactive Parts MRO Powerbikes inc Clubman 1000 & MRO Retro 1000 & Rookie 1000

QUALIFYING - BEST SECTORS

SECTOR 1			SECTOR 2			IDEAL / BEST COMPARISON						
POS	NO	NAME	TIME	NO	NAME	TIME	POS	NO	NAME	IDEAL	BEST	DIFF
									PERFECT LAP	47.895		
1	5	SMITH	28.687	26	WAINWRIGHT	19.208	1	5	SMITH	47.903	48.080	0.177
2	26	WAINWRIGHT	29.080	5	SMITH	19.216	2	26	WAINWRIGHT	48.288	48.288	0.000
3	65	BAKER	29.376	7	BENSTED	19.538	3	88	HALLIDAY	49.096	49.096	0.000
4	88	HALLIDAY	29.452	87	CHAMBERLAIN	19.584	4	65	BAKER	49.138	49.138	0.000
5	83	SIGGS	29.593	88	HALLIDAY	19.644	5	7	BENSTED	49.216	49.246	0.030
6	7	BENSTED	29.678	9	WETHERELL	19.757	6	87	CHAMBERLAIN	49.381	49.381	0.000
7	47	WHITE	29.695	65	BAKER	19.762	7	83	SIGGS	49.435	49.480	0.045
8	173	DRAPER	29.765	48	COLLINS	19.801	8	47	WHITE	49.534	49.562	0.028
9	188	KRAWIECKI	29.779	173	DRAPER	19.820	9	9	WETHERELL	49.559	49.754	0.195
10	87	CHAMBERLAIN	29.797	47	WHITE	19.839	10	173	DRAPER	49.585	49.585	0.000
11	9	WETHERELL	29.802	83	SIGGS	19.842	11	85	WOOD	49.697	50.108	0.411
12	85	WOOD	29.833	85	WOOD	19.864	12	48	COLLINS	49.766	49.780	0.014
13	48	COLLINS	29.965	78	THOMAS	20.019	13	188	KRAWIECKI	49.848	49.910	0.062
14	80	CREASEY	29.970	80	CREASEY	20.068	14	80	CREASEY	50.038	50.038	0.000
15	78	THOMAS	30.134	188	KRAWIECKI	20.069	15	78	THOMAS	50.153	50.153	0.000
16	85	WOOD	30.246	85	WOOD	20.319	16	85	WOOD	50.565	50.676	0.111
17	19	DONOVAN	30.399	46	GATES	20.456	17	19	DONOVAN	50.933	51.025	0.092
18	84	DELLOW	30.711	19	DONOVAN	20.534	18	84	DELLOW	51.252	51.252	0.000
19	13	MERCER	30.854	84	DELLOW	20.541	19	13	MERCER	51.545	51.626	0.081
20	46	GATES	31.094	123	VINCER	20.548	20	46	GATES	51.550	51.696	0.146
21	123	VINCER	31.168	23	PAES	20.600	21	123	VINCER	51.716	51.770	0.054
22	23	PAES	31.330	14	YIANNI	20.657	22	23	PAES	51.930	51.989	0.059
23	333	HOUGHTON	31.414	13	MERCER	20.691	23	17	KILLWORTH	52.301	52.817	0.516
24	17	KILLWORTH	31.492	17	KILLWORTH	20.809	24	333	HOUGHTON	52.352	52.352	0.000
25	14	YIANNI	32.121	333	HOUGHTON	20.938	25	14	YIANNI	52.778	52.796	0.018
26	34	HEWITT	32.231	34	HEWITT	20.986	26	34	HEWITT	53.217	53.467	0.250
27	40	BATE	32.352	40	BATE	21.315	27	40	BATE	53.667	54.131	0.464
28	274	LATIMER	33.075	274	LATIMER	21.669	28	274	LATIMER	54.744	54.797	0.053
29	66	HARVEY	33.139	66	HARVEY	21.793	29	66	HARVEY	54.932	54.932	0.000
30	666	THOMPSON	33.841	666	THOMPSON	22.470	30	666	THOMPSON	56.311	56.311	0.000
31	29	MORGAN	34.886	29	MORGAN	22.971	31	29	MORGAN	57.857	57.857	0.000
32							32	152	MANTELL		51.567	

BMCRC - MRO Championships 2024 - Rnd 7 @ Brands Hatch Indy

Reactive Parts MRO Powerbikes inc Clubman 1000 & MRO Retro 1000 & Rookie 1000

QUALIFYING - STATISTICS

Competitors Started 32
Planned Start 2024-09-21 @ 10:30:00.000
Actual Start 2024-09-21 @ 10:18:02.075
Finish Time 2024-09-21 @ 10:28:04.705
Track Length 1.2079mi.
Total Laps 281
Total Distance Covered 339.4327mi.

Session Fastest Lap History

NO	CL	NAME	LAP TIME	TIME OF DAY	LAP	VEHICLE
65		Peter BAKER	51.218	10:19:19.729	1	Kawasaki ZX10R
65		Peter BAKER	49.789	10:20:09.518	2	Kawasaki ZX10R
65		Peter BAKER	49.479	10:20:58.997	3	Kawasaki ZX10R
26		Josh WAINWRIGHT	49.477	10:21:46.214	3	Honda CBR1000
87	1000	Dan CHAMBERLAIN	49.381	10:21:52.292	4	Suzuki GSXR 750
5	Ret_N	Kieran SMITH	49.302	10:22:41.727	3	Suzuki GSXR 1000 K1
65		Peter BAKER	49.138	10:23:27.916	6	Kawasaki ZX10R
5	Ret_N	Kieran SMITH	48.215	10:24:19.773	5	Suzuki GSXR 1000 K1
5	Ret_N	Kieran SMITH	48.112	10:25:56.803	7	Suzuki GSXR 1000 K1
5	Ret_N	Kieran SMITH	48.080	10:26:44.883	8	Suzuki GSXR 1000 K1

Flag History

TYPE	TIME OF DAY
GREEN	10:18:02.075
FINISH	10:28:04.705

Flag Statistics

TYPE	COUNT	TOTAL LAPS	TOTAL TIME
Green	1	12	11:00.453
Red	0	0	0.000
Safety Car	0	0	0.000
FCY	0	0	0.000

BMCRC - MRO Championships 2024 - Rnd 7 @ Brands Hatch Indy

Reactive Parts MRO Powerbikes inc Clubman 1000 & MRO Retro 1000 & Rookie 1000

QUALIFYING - STATISTICS

CLASS :

13 Starters

Fastest Lap History

NO	NAME	LAP TIME	TIME OF DAY	LAP	VEHICLE
65	Peter BAKER	51.218	10:19:19.729	1	Kawasaki ZX10R
65	Peter BAKER	49.789	10:20:09.518	2	Kawasaki ZX10R
65	Peter BAKER	49.479	10:20:58.997	3	Kawasaki ZX10R
26	Josh WAINWRIGHT	49.477	10:21:46.214	3	Honda CBR1000
65	Peter BAKER	49.138	10:23:27.916	6	Kawasaki ZX10R
26	Josh WAINWRIGHT	48.288	10:25:20.159	7	Honda CBR1000

BMCRC - MRO Championships 2024 - Rnd 7 @ Brands Hatch Indy

Reactive Parts MRO Powerbikes inc Clubman 1000 & MRO Retro 1000 & Rookie 1000

QUALIFYING - STATISTICS

CLASS : C

8 Starters

Fastest Lap History

NO	NAME	LAP TIME	TIME OF DAY	LAP	VEHICLE
48	Aaron COLLINS	54.146	10:19:26.543	1	BMW S1000RR
46	Simon GATES	53.601	10:19:28.755	1	Yamaha YZF R1
48	Aaron COLLINS	51.886	10:20:18.429	2	BMW S1000RR
84	Martyn DELLOW	51.448	10:20:57.182	2	Suzuki GSXR1000
48	Aaron COLLINS	50.771	10:21:09.200	3	BMW S1000RR
48	Aaron COLLINS	50.536	10:21:59.736	4	BMW S1000RR
48	Aaron COLLINS	50.520	10:22:50.256	5	BMW S1000RR
48	Aaron COLLINS	50.508	10:23:40.764	6	BMW S1000RR
80	Morgan CREASEY	50.038	10:23:57.697	4	Honda FIREBLADE
48	Aaron COLLINS	49.780	10:28:03.256	11	BMW S1000RR

BMCRC - MRO Championships 2024 - Rnd 7 @ Brands Hatch Indy

Reactive Parts MRO Powerbikes inc Clubman 1000 & MRO Retro 1000 & Rookie 1000

QUALIFYING - STATISTICS

CLASS : Ret_C

5 Starters

Fastest Lap History

NO	NAME	LAP TIME	TIME OF DAY	LAP	VEHICLE
13	Daniel MERCER	55.245	10:20:51.759	2	Honda CBR1000RR
17	Jordan KILLWORTH	53.515	10:21:23.739	2	Yamaha R1 4C8
17	Jordan KILLWORTH	53.138	10:22:16.877	3	Yamaha R1 4C8
78	Jamie THOMAS	51.863	10:22:51.711	2	Suzuki GSXR 1000
78	Jamie THOMAS	50.771	10:23:42.482	3	Suzuki GSXR 1000
78	Jamie THOMAS	50.255	10:25:24.146	5	Suzuki GSXR 1000
78	Jamie THOMAS	50.153	10:26:14.299	6	Suzuki GSXR 1000

BMCRC - MRO Championships 2024 - Rnd 7 @ Brands Hatch Indy

Reactive Parts MRO Powerbikes inc Clubman 1000 & MRO Retro 1000 & Rookie 1000

QUALIFYING - STATISTICS

CLASS : Ret_N

1 Starters

Fastest Lap History

NO	NAME	LAP TIME	TIME OF DAY	LAP	VEHICLE
5	Kieran SMITH	49.404	10:21:52.425	2	Suzuki GSXR 1000 K1
5	Kieran SMITH	49.302	10:22:41.727	3	Suzuki GSXR 1000 K1
5	Kieran SMITH	48.215	10:24:19.773	5	Suzuki GSXR 1000 K1
5	Kieran SMITH	48.112	10:25:56.803	7	Suzuki GSXR 1000 K1
5	Kieran SMITH	48.080	10:26:44.883	8	Suzuki GSXR 1000 K1

BMCRC - MRO Championships 2024 - Rnd 7 @ Brands Hatch Indy

Reactive Parts MRO Powerbikes inc Clubman 1000 & MRO Retro 1000 & Rookie 1000

QUALIFYING - STATISTICS

CLASS : 1000

5 Starters

Fastest Lap History

NO	NAME	LAP TIME	TIME OF DAY	LAP	VEHICLE
87	Dan CHAMBERLAIN	52.540	10:19:21.816	1	Suzuki GSXR 750
87	Dan CHAMBERLAIN	50.865	10:20:12.681	2	Suzuki GSXR 750
87	Dan CHAMBERLAIN	50.230	10:21:02.911	3	Suzuki GSXR 750
87	Dan CHAMBERLAIN	49.381	10:21:52.292	4	Suzuki GSXR 750



BMCRC - MRO Championships 2024 - Rnd 7 @ Brands Hatch Indy

Reactive Parts MRO Powerbikes inc Clubman 1000 & MRO Retro 1000

RACE 9 - GRID (9 Laps)

ROW 10	30	555 Tony DRISCOLL	29	185 Ben WOOD	28	169 Cory SMITH				
ROW 9		54.932	27	66 Stephen HARVEY	26	274 Stewart LATIMER	25	40 Malcolm BATE	54.131	
ROW 8	24	53.467	34 Richard HEWITT	23	52.817	17 Jordan KILLWORTH	22	333 Andrew HOUGHTON	52.352	
ROW 7		51.989	21	23 Jason PAES	20	51.770	123 James VINCER	19	46 Simon GATES	51.696
ROW 6	18	51.626	13 Daniel MERCER	17	51.567	152 Barry MANTELL	16	84 Martyn DELLOW	51.252	
ROW 5		51.025	15	19 Tyler DONOVAN	14	50.676	85 Clinton WOOD	13	78 Jamie THOMAS	50.153
ROW 4	12	50.038	80 Morgan CREASEY	11	49.910	188 Dawid KRAWIECKI	10	48 Aaron COLLINS	49.780	
ROW 3		49.754	9	9 Matt WETHERELL	8	49.585	173 Stephen DRAPER	7	47 William WHITE	49.562
ROW 2	6	49.480	83 Jason SIGGS	5	49.246	7 Thomas BENSTED	4	65 Peter BAKER	49.138	
ROW 1		49.096	3	88 Scott HALLIDAY	2	48.288	26 Josh WAINWRIGHT	1	5 Kieran SMITH	48.080
Pole										

These results are provisional until the conclusion of any judicial and technical matters.

Brands Hatch Indy: 1.2079 miles

Clerk Of Course:	Stewards:	Timekeeper: Richard Evans	
------------------	-----------	---------------------------	--

Results can be found at www.tsl-timing.com

Printed - 10:34 Saturday, 21 September 2024





BMCRC - MRO Championships 2024 - Rnd 7 @ Brands Hatch Indy

Reactive Parts MRO Powerbikes inc Clubman 1000 & MRO Retro 1000

RACE 9 - CLASSIFICATION

Race Distance: 9 Laps / 10.87 miles

POS	NO	CL	PIC	NAME	ENTRY	LAPS	TIME	GAP	DIFF	MPH	BEST	ON	GRD	↑↓
1	26		1	Josh WAINWRIGHT	Honda CBR1000 - JW MOT Centre	9	8:30.538			76.65	55.260	5	2	1
2	65		2	Peter BAKER	Kawasaki ZX10R - TJ & Peter Baker M/C. Dodfrey engineerir	9	8:33.078	2.540	2.540	76.27	55.190	8	4	2
3	83		3	Jason SIGGS	Yamaha R1 - J Siggs Construction	9	8:34.582	4.044	1.504	76.05	55.637	6	6	3
4	7		4	Thomas BENSTED	Yamaha R1 - Significant Debt Racing	9	8:48.268	17.730	13.686	74.08	56.773	7	5	1
5	85	C	1	Clinton WOOD	- CLINTON WOOD	9	8:49.633	19.095	1.365	73.89	57.522	4	14	9
6	78	Ret_C	1	Jamie THOMAS	Suzuki GSXR 1000 - Team RubyRacing	9	8:57.136	26.598	7.503	72.86	57.674	7	13	7
7	80	C	2	Morgan CREASEY	Honda FIREBLADE - Warics Ltd	9	8:58.057	27.519	0.921	72.73	58.034	3	12	5
8	84	C	3	Martyn DELLOW	Suzuki GSXR1000 - Kirdford Shotblasting	9	9:00.721	30.183	2.664	72.38	57.971	7	16	8
9	123	C	4	James VINCER	Suzuki GSXR R - John Butcher Bros	9	9:04.717	34.179	3.996	71.84	58.726	6	20	11
10	34		5	Richard HEWITT	BMW S1000RR - Ducking Quack Racing	9	9:05.626	35.088	0.909	71.72	59.163	4	24	14
11	13	Ret_C	2	Daniel MERCER	Honda CBR1000RR - Merc&Co Racing, Apex2Apex promoti	9	9:10.623	40.085	4.997	71.07	58.070	9	18	7
12	333		6	Andrew HOUGHTON	BMW S1000RR - Techoir	9	9:11.488	40.950	0.865	70.96	59.562	3	22	10
13	23	C	5	Jason PAES	Aprilia RSV4 - J&R Electrical Ltd	9	9:12.492	41.954	1.004	70.83	58.570	9	21	8
14	5	Ret_N	1	Kieran SMITH	Suzuki GSXR 1000 K1 -	9	9:14.560	44.022	2.068	70.57	57.355	9	1	-13
15	40	Ret_C	3	Malcolm BATE	Suzuki GSXR1000 - Hartjay	9	9:16.979	46.441	2.419	70.26	58.628	9	25	10
16	152		7	Barry MANTELL	Kawaskai ZX10R - Swedish car connection	9	9:18.122	47.584	1.143	70.12	58.873	9	17	1
17	188		8	Dawid KRAWIECKI	Yamaha R1 - Code Blue LTD & D A East Electrical	9	9:18.428	47.890	0.306	70.08	59.345	8	11	-6
18	46	C	6	Simon GATES	Yamaha YZF R1 - T.A Roden LTD / Canine Plus Hydro	9	9:22.381	51.843	3.953	69.59	59.370	9	19	1
19	66		9	Stephen HARVEY	Kawasaki ZX10 -	8	8:40.317	1 Lap	1 Lap	66.86	1:02.596	6	27	8
20	274	C	7	Stewart LATIMER	Suzuki GSXR1000 RR - Fat Bloke Racing RR	8	8:56.294	1 Lap	15.977	64.86	1:04.241	5	26	6

NOT CLASSIFIED

DNF	169	Ret_C		Cory SMITH	-	3	3:11.550	6 Laps	5 Laps	68.10	58.959	3	28	
DNF	17	Ret_C		Jordan KILLWORTH	Yamaha R1 4C8 - Greenplant/BK/Rabbit	1	1:18.408	8 Laps	2 Laps	55.46			23	
DNF	173			Stephen DRAPER	Kawasaki ZX10 -	0							8	
DNF	19	Ret_C		Tyler DONOVAN	- Tinder Corp	0							15	

NOT STARTED

NS	47			William WHITE	Ducati 955 V2 PANIGALE - JP. Guivier								7	
----	----	--	--	---------------	--------------------------------------	--	--	--	--	--	--	--	---	--

FASTEST LAP

65				Peter BAKER	Kawasaki ZX10R - TJ & Peter Baker M/C. Dodfrey engineerir	8	55.190			78.79 mph			126.80 kph	
5	Ret_N			Kieran SMITH	Suzuki GSXR 1000 K1 -	9	57.355			75.81 mph			122.01 kph	
85	C			Clinton WOOD	- CLINTON WOOD	4	57.522			75.59 mph			121.66 kph	
78	Ret_C			Jamie THOMAS	Suzuki GSXR 1000 - Team RubyRacing	7	57.674			75.39 mph			121.34 kph	

Comments:

Class - 92.5% of Race Speed = 70.90 mph
 Class C - 92.5% of Race Speed = 68.34 mph
 Class Ret_C - 92.5% of Race Speed = 67.39 mph
 Class Ret_N - 92.5% of Race Speed = 65.27 mph

Weather / Track : Cloudy / Damp

Date: 21/09/2024 Start: 14:50 Finish: 14:59

These results are provisional until the conclusion of any judicial and technical matters.

Brands Hatch Indy: 1.2079 miles

Clerk Of Course:	Stewards:	Timekeeper: Richard Evans	
------------------	-----------	---------------------------	--

Results can be found at www.tsl-timing.com

Printed - 15:00 Saturday, 21 September 2024



BMCRC - MRO Championships 2024 - Rnd 7 @ Brands Hatch Indy

Reactive Parts MRO Powerbikes inc Clubman 1000 & MRO Retro 1000

RACE 9 - LAP CHART

LAP 1 @ 14:51:53.610

NO	BEHIND	LAP TIME
83		1:01.185
26	2.232	1:03.417
65	2.975	1:04.160
80	3.345	1:04.530
85	5.455	1:06.640
84	5.711	1:06.896
7	5.862	1:07.047
5	6.136	1:07.321
78	6.328	1:07.513
123	6.675	1:07.860
188	6.694	1:07.879
34	6.827	1:08.012
333	7.059	1:08.244
13	7.580	1:08.765
169	7.932	1:09.117
152	8.535	1:09.720
23	9.970	1:11.155
46	10.467	1:11.652
40	10.758	1:11.943
66	11.892	1:13.077
274	13.742	1:14.927
17	17.223	1:18.408

LAP 2 @ 14:52:51.109

NO	BEHIND	LAP TIME
83		57.499
26	1.449	56.716
65	3.393	57.917
80	4.780	58.934
85	6.659	58.703
7	7.646	59.283
123	9.604	1:00.428
84	9.743	1:01.531
34	9.803	1:00.475
78	9.812	1:00.983
333	10.884	1:01.324
5	13.558	1:04.921
188	13.813	1:04.618
169	13.907	1:03.474
13	14.298	1:04.217
23	14.400	1:01.929
152	14.481	1:03.445
40	15.429	1:02.170
46	16.435	1:03.467
66	19.751	1:05.358
274	24.840	1:08.597

LAP 3 @ 14:53:48.458

NO	BEHIND	LAP TIME
83		57.349
26	0.092	55.992
65	2.756	56.712
80	5.465	58.034
85	7.057	57.747
7	8.590	58.293
34	11.691	59.237
123	12.512	1:00.257
78	12.750	1:00.287
84	12.885	1:00.491
333	13.097	59.562
169	15.517	58.959
5	18.914	1:02.705

13	19.509	1:02.560
23	19.781	1:02.730
188	19.880	1:03.416
152	20.166	1:03.034
40	20.434	1:02.354
46	21.420	1:02.334
66	27.203	1:04.801
274	35.624	1:08.133

LAP 4 @ 14:54:43.944

NO	BEHIND	LAP TIME
26		55.394
83	0.823	56.309
65	3.877	56.607
85	9.093	57.522
80	9.182	59.203
7	10.775	57.671
34	15.368	59.163
78	15.725	58.461
123	16.613	59.587
84	16.847	59.448
333	17.846	1:00.235
13	24.818	1:00.795
5	25.291	1:01.863
23	25.866	1:01.571
188	26.337	1:01.943
40	26.729	1:01.781
152	27.610	1:02.930
46	28.233	1:02.299
66	35.776	1:04.059
274	46.816	1:06.678

LAP 5 @ 14:55:39.204

NO	BEHIND	LAP TIME
26		55.260
83	1.390	55.827
65	4.540	55.923
85	11.926	58.093
80	13.406	59.484
7	13.725	58.210
78	18.425	57.960
34	19.596	59.488
84	20.385	58.798
123	20.611	59.258
333	22.409	59.823
13	29.581	1:00.023
23	30.128	59.522
5	30.931	1:00.900
40	31.075	59.606
188	33.028	1:01.951
152	33.628	1:01.278
46	34.799	1:01.826
66	44.446	1:03.930

LAP 6 @ 14:56:34.565

NO	BEHIND	LAP TIME
26		55.361
274	1 Lap	1:04.241
83	1.666	55.637
65	5.086	55.907
85	14.371	57.806
7	15.269	56.905
80	17.711	59.666
78	21.457	58.393

34	23.628	59.393
123	23.976	58.726
84	24.098	59.074
333	26.661	59.613
13	33.359	59.139
23	33.623	58.856
5	36.358	1:00.788
40	36.444	1:00.730
188	37.747	1:00.080
152	38.149	59.882
46	40.132	1:00.694
66	51.681	1:02.596

LAP 7 @ 14:57:30.173

NO	BEHIND	LAP TIME
26		55.608
83	3.028	56.970
65	4.803	55.325
274	1 Lap	1:04.815
85	16.289	57.526
7	16.434	56.773
80	21.182	59.079
78	23.523	57.674
84	26.461	57.971
123	27.630	59.262
34	28.008	59.988
333	31.782	1:00.729
13	36.454	58.703
23	37.003	58.988
5	40.611	59.861
40	41.466	1:00.630
188	41.658	59.519
152	42.187	59.646
46	45.297	1:00.773

LAP 8 @ 14:58:26.286

NO	BEHIND	LAP TIME
26		56.113
66	1 Lap	1:03.293
83	3.847	56.932
65	3.880	55.190
7	17.340	57.019
85	18.020	57.844
274	1 Lap	1:04.645
80	25.264	1:00.195
78	25.394	57.984
84	28.342	57.994
123	30.969	59.452
34	31.870	59.975
333	36.072	1:00.403
13	38.692	58.351
23	40.061	59.171
5	43.344	58.846
40	44.490	59.137
188	44.890	59.345
152	45.388	59.314
46	49.150	59.966

LAP 9 @ 14:59:22.963

NO	BEHIND	LAP TIME
26		56.677
65	2.540	55.337
83	4.044	56.874
66	1 Lap	1:03.203

7	17.730	57.067
85	19.095	57.752
274	1 Lap	1:04.258
78	26.598	57.881
80	27.519	58.932
84	30.183	58.518
123	34.179	59.887
34	35.088	59.895
13	40.085	58.070
333	40.950	1:01.555
23	41.954	58.570
5	44.022	57.355
40	46.441	58.628
152	47.584	58.873
188	47.890	59.677
46	51.843	59.370

BMCRC - MRO Championships 2024 - Rnd 7 @ Brands Hatch Indy

Reactive Parts MRO Powerbikes inc Clubman 1000 & MRO Retro 1000

RACE 9 - POSITION CHART

No	Name	Lap Pos										
			1	2	3	4	5	6	7	8	9	
5	SMITH	1	83	83	83	26	26	26	26	26	26	
26	WAINWRIGHT	2	26	26	26	83	83	83	83	83	65	
65	BAKER	3	65	65	65	65	65	65	65	65	83	
7	BENSTED	4	80	80	80	85	85	85	85	7	7	
83	SIGGS	5	85	85	85	80	80	7	7	85	85	
47	WHITE	6	84	7	7	7	7	80	80	80	78	
173	DRAPER	7	7	123	34	34	78	78	78	78	80	
188	KRAWIECKI	8	5	84	123	78	34	34	84	84	84	
80	CREASEY	9	78	34	78	123	84	123	123	123	123	
78	THOMAS	10	123	78	84	84	123	84	34	34	34	
85	WOOD	11	188	333	333	333	333	333	333	333	13	
19	DONOVAN	12	34	5	169	13	13	13	13	13	333	
84	DELLOW	13	333	188	5	5	23	23	23	23	23	
152	MANTELL	14	13	169	13	23	5	5	5	5	5	
13	MERCER	15	169	13	23	188	40	40	40	40	40	
46	GATES	16	152	23	188	40	188	188	188	188	152	
123	VINCER	17	23	152	152	152	152	152	152	152	188	
23	PAES	18	46	40	40	46	46	46	46	46	46	
333	HOUGHTON	19	40	46	46	66	66	66	66	66	66	
17	KILLWORTH	20	66	66	66	274	274	274	274	274	274	
34	HEWITT	21	274	274	274							
40	BATE	22	17									
274	LATIMER	23										
66	HARVEY	24										
169	SMITH	25										

BMCRC - MRO Championships 2024 - Rnd 7 @ Brands Hatch Indy

Reactive Parts MRO Powerbikes inc Clubman 1000 & MRO Retro 1000

RACE 9 - SECTOR ANALYSIS



SECTOR 1 = FL to I1, SECTOR 2 = I1 to FL, DIFF = Difference To Personal Best Lap, P = Crossed Finish Line in Pit Lane, D = Time Disallowed

P1 26		Josh WAINWRIGHT		Honda CBR1000 - JW MOT Centre			
IDEAL LAP TIME : 55.108		BEST LAP TIME : 55.260		DIFFERENCE : 0.152			
LAP	SECTOR 1	SECTOR 2	LAP TIME	MPH	DIFF	TIME OF DAY	
1 -		23.895	1:03.417	68.57	8.157	14:51:55.842	
2 -	33.617	23.099	56.716	76.67	1.456	14:52:52.558	
3 -	33.045	22.947	55.992	77.66	0.732	14:53:48.550	
4 -	32.527	22.867	55.394 (3)	78.50	0.134	14:54:43.944	
5 -	32.464	22.796	55.260 (1)	78.69		14:55:39.204	
6 -	32.312	23.049	55.361 (2)	78.54	0.101	14:56:34.565	
7 -	32.545	23.063	55.608	78.20	0.348	14:57:30.173	
8 -	32.952	23.161	56.113	77.49	0.853	14:58:26.286	
9 -	32.930	23.747	56.677	76.72	1.417	14:59:22.963	

P2 65		Peter BAKER		Kawasaki ZX10R - TJ & Peter Baker M/C. Dodfrey engineering			
IDEAL LAP TIME : 54.745		BEST LAP TIME : 55.190		DIFFERENCE : 0.445			
LAP	SECTOR 1	SECTOR 2	LAP TIME	MPH	DIFF	TIME OF DAY	
1 -		24.632	1:04.160	67.77	8.970	14:51:56.585	
2 -	34.059	23.858	57.917	75.08	2.727	14:52:54.502	
3 -	33.276	23.436	56.712	76.67	1.522	14:53:51.214	
4 -	33.199	23.408	56.607	76.82	1.417	14:54:47.821	
5 -	32.768	23.155	55.923	77.76	0.733	14:55:43.744	
6 -	32.579	23.328	55.907	77.78	0.717	14:56:39.651	
7 -	32.592	22.733	55.325 (2)	78.60	0.135	14:57:34.976	
8 -	32.099	23.091	55.190 (1)	78.79		14:58:30.166	
9 -	32.691	22.646	55.337 (3)	78.58	0.147	14:59:25.503	

P3 83		Jason SIGGS		Yamaha R1 - J Siggs Construction			
IDEAL LAP TIME : 55.544		BEST LAP TIME : 55.637		DIFFERENCE : 0.093			
LAP	SECTOR 1	SECTOR 2	LAP TIME	MPH	DIFF	TIME OF DAY	
1 -		22.993	1:01.185	71.07	5.548	14:51:53.610	
2 -	33.822	23.677	57.499	75.62	1.862	14:52:51.109	
3 -	34.021	23.328	57.349	75.82	1.712	14:53:48.458	
4 -	33.346	22.963	56.309 (3)	77.22	0.672	14:54:44.767	
5 -	33.058	22.769	55.827 (2)	77.89	0.190	14:55:40.594	
6 -	32.775	22.862	55.637 (1)	78.16		14:56:36.231	
7 -	33.575	23.395	56.970	76.33	1.333	14:57:33.201	
8 -	33.380	23.552	56.932	76.38	1.295	14:58:30.133	
9 -	33.873	23.001	56.874	76.46	1.237	14:59:27.007	

P4 7		Thomas BENSTED		Yamaha R1 - Significant Debt Racing			
IDEAL LAP TIME : 56.363		BEST LAP TIME : 56.773		DIFFERENCE : 0.410			
LAP	SECTOR 1	SECTOR 2	LAP TIME	MPH	DIFF	TIME OF DAY	
1 -		25.998	1:07.047	64.85	10.274	14:51:59.472	
2 -	35.648	23.635	59.283	73.35	2.510	14:52:58.755	
3 -	35.111	23.182	58.293	74.59	1.520	14:53:57.048	
4 -	34.606	23.065	57.671	75.40	0.898	14:54:54.719	
5 -	34.337	23.873	58.210	74.70	1.437	14:55:52.929	
6 -	34.017	22.888	56.905 (2)	76.41	0.132	14:56:49.834	
7 -	33.475	23.298	56.773 (1)	76.59		14:57:46.607	
8 -	33.516	23.503	57.019 (3)	76.26	0.246	14:58:43.626	
9 -	33.980	23.087	57.067	76.20	0.294	14:59:40.693	

BMCRC - MRO Championships 2024 - Rnd 7 @ Brands Hatch Indy

Reactive Parts MRO Powerbikes inc Clubman 1000 & MRO Retro 1000

RACE 9 - SECTOR ANALYSIS



SECTOR 1 = FL to I1, SECTOR 2 = I1 to FL, DIFF = Difference To Personal Best Lap, P = Crossed Finish Line in Pit Lane, D = Time Disallowed

P5 85 C Clinton WOOD		- CLINTON WOOD				
IDEAL LAP TIME : 57.216		BEST LAP TIME : 57.522		DIFFERENCE : 0.306		
LAP	SECTOR 1	SECTOR 2	LAP TIME	MPH	DIFF	TIME OF DAY
1 -		25.080	1:06.640	65.25	9.118	14:51:59.065
2 -	35.054	23.649	58.703	74.07	1.181	14:52:57.768
3 -	34.502	23.245	57.747 (3)	75.30	0.225	14:53:55.515
4 -	33.971	23.551	57.522 (1)	75.59		14:54:53.037
5 -	34.396	23.697	58.093	74.85	0.571	14:55:51.130
6 -	34.349	23.457	57.806	75.22	0.284	14:56:48.936
7 -	34.081	23.445	57.526 (2)	75.59	0.004	14:57:46.462
8 -	34.541	23.303	57.844	75.17	0.322	14:58:44.306
9 -	34.355	23.397	57.752	75.29	0.230	14:59:42.058

P6 78 Ret_C Jamie THOMAS		Suzuki GSXR 1000 - Team RubyRacing				
IDEAL LAP TIME : 57.556		BEST LAP TIME : 57.674		DIFFERENCE : 0.118		
LAP	SECTOR 1	SECTOR 2	LAP TIME	MPH	DIFF	TIME OF DAY
1 -		25.800	1:07.513	64.41	9.839	14:51:59.938
2 -	35.877	25.106	1:00.983	71.30	3.309	14:53:00.921
3 -	35.835	24.452	1:00.287	72.13	2.613	14:54:01.208
4 -	34.683	23.778	58.461	74.38	0.787	14:54:59.669
5 -	34.276	23.684	57.960 (3)	75.02	0.286	14:55:57.629
6 -	34.634	23.759	58.393	74.47	0.719	14:56:56.022
7 -	33.990	23.684	57.674 (1)	75.39		14:57:53.696
8 -	34.294	23.690	57.984	74.99	0.310	14:58:51.680
9 -	34.315	23.566	57.881 (2)	75.13	0.207	14:59:49.561

P7 80 C Morgan CREASEY		Honda FIREBLADE - Warics Ltd				
IDEAL LAP TIME : 58.034		BEST LAP TIME : 58.034		DIFFERENCE : 0.000		
LAP	SECTOR 1	SECTOR 2	LAP TIME	MPH	DIFF	TIME OF DAY
1 -		24.514	1:04.530	67.38	6.496	14:51:56.955
2 -	34.627	24.307	58.934 (3)	73.78	0.900	14:52:55.889
3 -	34.228	23.806	58.034 (1)	74.93		14:53:53.923
4 -	34.960	24.243	59.203	73.45	1.169	14:54:53.126
5 -	34.979	24.505	59.484	73.10	1.450	14:55:52.610
6 -	35.514	24.152	59.666	72.88	1.632	14:56:52.276
7 -	35.212	23.867	59.079	73.60	1.045	14:57:51.355
8 -	35.542	24.653	1:00.195	72.24	2.161	14:58:51.550
9 -	34.517	24.415	58.932 (2)	73.79	0.898	14:59:50.482

P8 84 C Martyn DELLOW		Suzuki GSXR1000 - Kirdford Shotblasting				
IDEAL LAP TIME : 57.756		BEST LAP TIME : 57.971		DIFFERENCE : 0.215		
LAP	SECTOR 1	SECTOR 2	LAP TIME	MPH	DIFF	TIME OF DAY
1 -		25.856	1:06.896	65.00	8.925	14:51:59.321
2 -	36.366	25.165	1:01.531	70.67	3.560	14:53:00.852
3 -	35.742	24.749	1:00.491	71.88	2.520	14:54:01.343
4 -	35.318	24.130	59.448	73.14	1.477	14:55:00.791
5 -	34.740	24.058	58.798	73.95	0.827	14:55:59.589
6 -	34.752	24.322	59.074	73.61	1.103	14:56:58.663
7 -	34.313	23.658	57.971 (1)	75.01		14:57:56.634
8 -	34.098	23.896	57.994 (2)	74.98	0.023	14:58:54.628
9 -	34.644	23.874	58.518 (3)	74.31	0.547	14:59:53.146

BMCRC - MRO Championships 2024 - Rnd 7 @ Brands Hatch Indy

Reactive Parts MRO Powerbikes inc Clubman 1000 & MRO Retro 1000

RACE 9 - SECTOR ANALYSIS



SECTOR 1 = FL to I1, SECTOR 2 = I1 to FL, DIFF = Difference To Personal Best Lap, P = Crossed Finish Line in Pit Lane, D = Time Disallowed

P9 123 C James VINCER		Suzuki GSXR R - John Butcher Bros				
IDEAL LAP TIME : 58.229		BEST LAP TIME : 58.726		DIFFERENCE : 0.497		
LAP	SECTOR 1	SECTOR 2	LAP TIME	MPH	DIFF	TIME OF DAY
1 -		25.550	1:07.860	64.08	9.134	14:52:00.285
2 -	36.442	23.986	1:00.428	71.96	1.702	14:53:00.713
3 -	36.320	23.937	1:00.257	72.16	1.531	14:54:00.970
4 -	35.870	23.717	59.587	72.97	0.861	14:55:00.557
5 -	35.087	24.171	59.258 (2)	73.38	0.532	14:55:59.815
6 -	34.512	24.214	58.726 (1)	74.04		14:56:58.541
7 -	35.042	24.220	59.262 (3)	73.37	0.536	14:57:57.803
8 -	35.183	24.269	59.452	73.14	0.726	14:58:57.255
9 -	35.870	24.017	59.887	72.61	1.161	14:59:57.142

P10 34 Richard HEWITT		BMW S1000RR - Ducking Quack Racing				
IDEAL LAP TIME : 58.765		BEST LAP TIME : 59.163		DIFFERENCE : 0.398		
LAP	SECTOR 1	SECTOR 2	LAP TIME	MPH	DIFF	TIME OF DAY
1 -		25.437	1:08.012	63.93	8.849	14:52:00.437
2 -	36.737	23.738	1:00.475	71.90	1.312	14:53:00.912
3 -	35.205	24.032	59.237 (2)	73.41	0.074	14:54:00.149
4 -	35.327	23.836	59.163 (1)	73.50		14:54:59.312
5 -	35.233	24.255	59.488	73.10	0.325	14:55:58.800
6 -	35.027	24.366	59.393 (3)	73.21	0.230	14:56:58.193
7 -	35.207	24.781	59.988	72.49	0.825	14:57:58.181
8 -	35.513	24.462	59.975	72.50	0.812	14:58:58.156
9 -	35.549	24.346	59.895	72.60	0.732	14:59:58.051

P11 13 Ret_C Daniel MERCER		Honda CBR1000RR - Merc&Co Racing, Apex2Apex promotions.				
IDEAL LAP TIME : 57.855		BEST LAP TIME : 58.070		DIFFERENCE : 0.215		
LAP	SECTOR 1	SECTOR 2	LAP TIME	MPH	DIFF	TIME OF DAY
1 -		26.500	1:08.765	63.23	10.695	14:52:01.190
2 -	37.961	26.256	1:04.217	67.71	6.147	14:53:05.407
3 -	36.905	25.655	1:02.560	69.51	4.490	14:54:07.967
4 -	35.445	25.350	1:00.795	71.52	2.725	14:55:08.762
5 -	35.331	24.692	1:00.023	72.44	1.953	14:56:08.785
6 -	34.555	24.584	59.139	73.53	1.069	14:57:07.924
7 -	34.313	24.390	58.703 (3)	74.07	0.633	14:58:06.627
8 -	34.385	23.966	58.351 (2)	74.52	0.281	14:59:04.978
9 -	33.889	24.181	58.070 (1)	74.88		15:00:03.048

P12 333 Andrew HOUGHTON		BMW S1000RR - Techoir				
IDEAL LAP TIME : 59.446		BEST LAP TIME : 59.562		DIFFERENCE : 0.116		
LAP	SECTOR 1	SECTOR 2	LAP TIME	MPH	DIFF	TIME OF DAY
1 -		25.379	1:08.244	63.72	8.682	14:52:00.669
2 -	37.552	23.772	1:01.324	70.91	1.762	14:53:01.993
3 -	35.729	23.833	59.562 (1)	73.00		14:54:01.555
4 -	36.276	23.959	1:00.235	72.19	0.673	14:55:01.790
5 -	35.998	23.825	59.823 (3)	72.69	0.261	14:56:01.613
6 -	35.674	23.939	59.613 (2)	72.94	0.051	14:57:01.226
7 -	36.456	24.273	1:00.729	71.60	1.167	14:58:01.955
8 -	36.463	23.940	1:00.403	71.99	0.841	14:59:02.358
9 -	36.609	24.946	1:01.555	70.64	1.993	15:00:03.913

BMCRC - MRO Championships 2024 - Rnd 7 @ Brands Hatch Indy

Reactive Parts MRO Powerbikes inc Clubman 1000 & MRO Retro 1000

RACE 9 - SECTOR ANALYSIS



SECTOR 1 = FL to I1, SECTOR 2 = I1 to FL, DIFF = Difference To Personal Best Lap, P = Crossed Finish Line in Pit Lane, D = Time Disallowed

P13 23 C		Jason PAES		Aprilia RSV4 - J&R Electrical Ltd			
IDEAL LAP TIME : 58.544		BEST LAP TIME : 58.570		DIFFERENCE : 0.026			
LAP	SECTOR 1	SECTOR 2	LAP TIME	MPH	DIFF	TIME OF DAY	
1 -		26.924	1:11.155	61.11	12.585	14:52:03.580	
2 -	36.505	25.424	1:01.929	70.21	3.359	14:53:05.509	
3 -	37.301	25.429	1:02.730	69.32	4.160	14:54:08.239	
4 -	36.650	24.921	1:01.571	70.62	3.001	14:55:09.810	
5 -	35.418	24.104	59.522	73.05	0.952	14:56:09.332	
6 -	35.101	23.755	58.856 (2)	73.88	0.286	14:57:08.188	
7 -	35.215	23.773	58.988 (3)	73.72	0.418	14:58:07.176	
8 -	35.728	23.443	59.171	73.49	0.601	14:59:06.347	
9 -	35.105	23.465	58.570 (1)	74.24		15:00:04.917	

P14 5 Ret_N		Kieran SMITH		Suzuki GSXR 1000 K1 -			
IDEAL LAP TIME : 57.355		BEST LAP TIME : 57.355		DIFFERENCE : 0.000			
LAP	SECTOR 1	SECTOR 2	LAP TIME	MPH	DIFF	TIME OF DAY	
1 -		26.525	1:07.321	64.59	9.966	14:51:59.746	
2 -	38.719	26.202	1:04.921	66.98	7.566	14:53:04.667	
3 -	37.162	25.543	1:02.705	69.35	5.350	14:54:07.372	
4 -	36.806	25.057	1:01.863	70.29	4.508	14:55:09.235	
5 -	35.472	25.428	1:00.900	71.40	3.545	14:56:10.135	
6 -	35.634	25.154	1:00.788	71.53	3.433	14:57:10.923	
7 -	35.135	24.726	59.861 (3)	72.64	2.506	14:58:10.784	
8 -	34.292	24.554	58.846 (2)	73.89	1.491	14:59:09.630	
9 -	33.167	24.188	57.355 (1)	75.81		15:00:06.985	

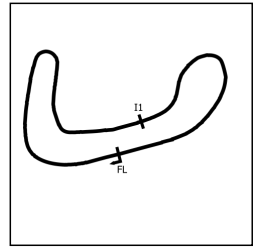
P15 40 Ret_C		Malcolm BATE		Suzuki GSXR1000 - Hartjay			
IDEAL LAP TIME : 58.612		BEST LAP TIME : 58.628		DIFFERENCE : 0.016			
LAP	SECTOR 1	SECTOR 2	LAP TIME	MPH	DIFF	TIME OF DAY	
1 -		26.841	1:11.943	60.44	13.315	14:52:04.368	
2 -	37.318	24.852	1:02.170	69.94	3.542	14:53:06.538	
3 -	36.825	25.529	1:02.354	69.74	3.726	14:54:08.892	
4 -	36.395	25.386	1:01.781	70.38	3.153	14:55:10.673	
5 -	35.559	24.047	59.606 (3)	72.95	0.978	14:56:10.279	
6 -	36.277	24.453	1:00.730	71.60	2.102	14:57:11.009	
7 -	35.781	24.849	1:00.630	71.72	2.002	14:58:11.639	
8 -	34.975	24.162	59.137 (2)	73.53	0.509	14:59:10.776	
9 -	34.565	24.063	58.628 (1)	74.17		15:00:09.404	

P16 152		Barry MANTELL		Kawaskai ZX10R - Swedish car connection			
IDEAL LAP TIME : 58.873		BEST LAP TIME : 58.873		DIFFERENCE : 0.000			
LAP	SECTOR 1	SECTOR 2	LAP TIME	MPH	DIFF	TIME OF DAY	
1 -		25.859	1:09.720	62.37	10.847	14:52:02.145	
2 -	37.241	26.204	1:03.445	68.54	4.572	14:53:05.590	
3 -	37.057	25.977	1:03.034	68.98	4.161	14:54:08.624	
4 -	37.128	25.802	1:02.930	69.10	4.057	14:55:11.554	
5 -	35.914	25.364	1:01.278	70.96	2.405	14:56:12.832	
6 -	35.186	24.696	59.882	72.61	1.009	14:57:12.714	
7 -	35.070	24.576	59.646 (3)	72.90	0.773	14:58:12.360	
8 -	34.813	24.501	59.314 (2)	73.31	0.441	14:59:11.674	
9 -	34.487	24.386	58.873 (1)	73.86		15:00:10.547	

BMCRC - MRO Championships 2024 - Rnd 7 @ Brands Hatch Indy

Reactive Parts MRO Powerbikes inc Clubman 1000 & MRO Retro 1000

RACE 9 - SECTOR ANALYSIS



SECTOR 1 = FL to I1, SECTOR 2 = I1 to FL, DIFF = Difference To Personal Best Lap, P = Crossed Finish Line in Pit Lane, D = Time Disallowed

P17 188		Dawid KRAWIECKI		Yamaha R1 - Code Blue LTD & D A East Electrical		
IDEAL LAP TIME : 59.150		BEST LAP TIME : 59.345		DIFFERENCE : 0.195		
LAP	SECTOR 1	SECTOR 2	LAP TIME	MPH	DIFF	TIME OF DAY
1 -		26.964	1:07.879	64.06	8.534	14:52:00.304
2 -	38.342	26.276	1:04.618	67.29	5.273	14:53:04.922
3 -	37.123	26.293	1:03.416	68.57	4.071	14:54:08.338
4 -	36.170	25.773	1:01.943	70.20	2.598	14:55:10.281
5 -	35.407	26.544	1:01.951	70.19	2.606	14:56:12.232
6 -	34.734	25.346	1:00.080	72.38	0.735	14:57:12.312
7 -	34.364	25.155	59.519 (2)	73.06	0.174	14:58:11.831
8 -	34.241	25.104	59.345 (1)	73.27		14:59:11.176
9 -	34.046	25.631	59.677 (3)	72.86	0.332	15:00:10.853

P18 46 C		Simon GATES		Yamaha YZF R1 - T.A Roden LTD / Canine Plus Hydro		
IDEAL LAP TIME : 59.135		BEST LAP TIME : 59.370		DIFFERENCE : 0.235		
LAP	SECTOR 1	SECTOR 2	LAP TIME	MPH	DIFF	TIME OF DAY
1 -		27.103	1:11.652	60.69	12.282	14:52:04.077
2 -	38.084	25.383	1:03.467	68.51	4.097	14:53:07.544
3 -	36.762	25.572	1:02.334	69.76	2.964	14:54:09.878
4 -	36.778	25.521	1:02.299	69.80	2.929	14:55:12.177
5 -	36.474	25.352	1:01.826	70.33	2.456	14:56:14.003
6 -	36.034	24.660	1:00.694 (3)	71.64	1.324	14:57:14.697
7 -	35.969	24.804	1:00.773	71.55	1.403	14:58:15.470
8 -	35.939	24.027	59.966 (2)	72.51	0.596	14:59:15.436
9 -	35.108	24.262	59.370 (1)	73.24		15:00:14.806

P19 66		Stephen HARVEY		Kawasaki ZX10 -		
IDEAL LAP TIME : 1:02.596		BEST LAP TIME : 1:02.596		DIFFERENCE : 0.000		
LAP	SECTOR 1	SECTOR 2	LAP TIME	MPH	DIFF	TIME OF DAY
1 -		27.278	1:13.077	59.50	10.481	14:52:05.502
2 -	39.065	26.293	1:05.358	66.53	2.762	14:53:10.860
3 -	38.569	26.232	1:04.801	67.10	2.205	14:54:15.661
4 -	38.102	25.957	1:04.059	67.88	1.463	14:55:19.720
5 -	38.050	25.880	1:03.930	68.02	1.334	14:56:23.650
6 -	37.303	25.293	1:02.596 (1)	69.47		14:57:26.246
7 -	37.678	25.615	1:03.293 (3)	68.70	0.697	14:58:29.539
8 -	37.411	25.792	1:03.203 (2)	68.80	0.607	14:59:32.742

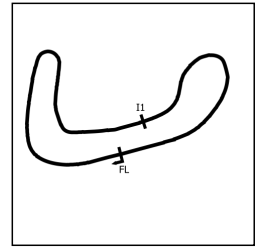
P20 274 C		Stewart LATIMER		Suzuki GSXR1000 RR - Fat Bloke Racing RR		
IDEAL LAP TIME : 1:04.204		BEST LAP TIME : 1:04.241		DIFFERENCE : 0.037		
LAP	SECTOR 1	SECTOR 2	LAP TIME	MPH	DIFF	TIME OF DAY
1 -		29.165	1:14.927	58.03	10.686	14:52:07.352
2 -	39.859	28.738	1:08.597	63.39	4.356	14:53:15.949
3 -	39.450	28.683	1:08.133	63.82	3.892	14:54:24.082
4 -	38.807	27.871	1:06.678	65.21	2.437	14:55:30.760
5 -	37.429	26.812	1:04.241 (1)	67.69		14:56:35.001
6 -	37.850	26.965	1:04.815	67.09	0.574	14:57:39.816
7 -	37.783	26.862	1:04.645 (3)	67.26	0.404	14:58:44.461
8 -	37.392	26.866	1:04.258 (2)	67.67	0.017	14:59:48.719

P21 169 Ret_C		Cory SMITH		-		
IDEAL LAP TIME : 57.650		BEST LAP TIME : 58.959		DIFFERENCE : 1.309		
LAP	SECTOR 1	SECTOR 2	LAP TIME	MPH	DIFF	TIME OF DAY
1 -		25.056	1:09.117	62.91	10.158	14:52:01.542
2 -	37.156	26.318	1:03.474 (2)	68.51	4.515	14:53:05.016
3 -	35.533	23.426	58.959 (1)	73.75		14:54:03.975

BMCRC - MRO Championships 2024 - Rnd 7 @ Brands Hatch Indy

Reactive Parts MRO Powerbikes inc Clubman 1000 & MRO Retro 1000

RACE 9 - SECTOR ANALYSIS



SECTOR 1 = FL to I1, SECTOR 2 = I1 to FL, DIFF = Difference To Personal Best Lap, P = Crossed Finish Line in Pit Lane, D = Time Disallowed

P22	17 Ret_C	Jordan KILLWORTH	Yamaha R1 4C8 - Greenplant/BK/Rabbit			
IDEAL LAP TIME : 1:16.555		BEST LAP TIME :		DIFFERENCE :		
LAP	SECTOR 1	SECTOR 2	LAP TIME	MPH	DIFF	TIME OF DAY
1 -		29.487	1:18.408	55.46		14:52:10.833

BMCRC - MRO Championships 2024 - Rnd 7 @ Brands Hatch Indy

Reactive Parts MRO Powerbikes inc Clubman 1000 & MRO Retro 1000

RACE 9 - BEST SECTORS

SECTOR 1			SECTOR 2			IDEAL / BEST COMPARISON						
POS	NO	NAME	TIME	NO	NAME	TIME	POS	NO	NAME	IDEAL	BEST	DIFF
									PERFECT LAP	54.745		
1	65	BAKER	32.099	65	BAKER	22.646	1	65	BAKER	54.745	55.190	0.445
2	26	WAINWRIGHT	32.312	83	SIGGS	22.769	2	26	WAINWRIGHT	55.108	55.260	0.152
3	83	SIGGS	32.775	26	WAINWRIGHT	22.796	3	83	SIGGS	55.544	55.637	0.093
4	5	SMITH	33.167	7	BENSTED	22.888	4	7	BENSTED	56.363	56.773	0.410
5	7	BENSTED	33.475	85	WOOD	23.245	5	85	WOOD	57.216	57.522	0.306
6	13	MERCER	33.889	169	SMITH	23.426	6	5	SMITH	57.355	57.355	0.000
7	85	WOOD	33.971	23	PAES	23.443	7	78	THOMAS	57.556	57.674	0.118
8	78	THOMAS	33.990	78	THOMAS	23.566	8	169	SMITH	57.650	58.959	1.309
9	188	KRAWIECKI	34.046	84	DELLOW	23.658	9	84	DELLOW	57.756	57.971	0.215
10	84	DELLOW	34.098	123	VINCER	23.717	10	13	MERCER	57.855	58.070	0.215
11	169	SMITH	34.224	34	HEWITT	23.738	11	80	CREASEY	58.034	58.034	0.000
12	80	CREASEY	34.228	333	HOUGHTON	23.772	12	123	VINCER	58.229	58.726	0.497
13	152	MANTELL	34.487	80	CREASEY	23.806	13	23	PAES	58.544	58.570	0.026
14	123	VINCER	34.512	13	MERCER	23.966	14	40	BATE	58.612	58.628	0.016
15	40	BATE	34.565	46	GATES	24.027	15	34	HEWITT	58.765	59.163	0.398
16	34	HEWITT	35.027	40	BATE	24.047	16	152	MANTELL	58.873	58.873	0.000
17	23	PAES	35.101	5	SMITH	24.188	17	46	GATES	59.135	59.370	0.235
18	46	GATES	35.108	152	MANTELL	24.386	18	188	KRAWIECKI	59.150	59.345	0.195
19	333	HOUGHTON	35.674	188	KRAWIECKI	25.104	19	333	HOUGHTON	59.446	59.562	0.116
20	66	HARVEY	37.303	66	HARVEY	25.293	20	66	HARVEY	1:02.596	1:02.596	0.000
21	274	LATIMER	37.392	274	LATIMER	26.812	21	274	LATIMER	1:04.204	1:04.241	0.037
22	17	KILLWORTH	47.068	17	KILLWORTH	29.487	22	17	KILLWORTH	1:16.555		
23												
24												

BMCRC - MRO Championships 2024 - Rnd 7 @ Brands Hatch Indy

Reactive Parts MRO Powerbikes inc Clubman 1000 & MRO Retro 1000

RACE 9 - STATISTICS

Competitors Started	24
Planned Start	2024-09-21 @ 13:45:00.000
Actual Start	2024-09-21 @ 14:50:52.424
Finish Time	2024-09-21 @ 14:59:22.962
Track Length	1.2079mi.
Total Laps	182
Total Distance Covered	219.8460mi.

Session Fastest Lap History

NO	CL	NAME	LAP TIME	TIME OF DAY	LAP	VEHICLE
83		Jason SIGGS	57.499	14:52:51.109	2	Yamaha R1
26		Josh WAINWRIGHT	56.716	14:52:52.558	2	Honda CBR1000
26		Josh WAINWRIGHT	55.992	14:53:48.550	3	Honda CBR1000
26		Josh WAINWRIGHT	55.394	14:54:43.944	4	Honda CBR1000
26		Josh WAINWRIGHT	55.260	14:55:39.204	5	Honda CBR1000
65		Peter BAKER	55.190	14:58:30.166	8	Kawasaki ZX10R

Session Leader History

NO	CL	NAME	FROM LAP	LAPS LED	DISTANCE	VEHICLE
83		Jason SIGGS	1	3	3.62 miles	Yamaha R1
26		Josh WAINWRIGHT	4	6	7.24 miles	Honda CBR1000

Flag History

TYPE	TIME OF DAY
GREEN	14:50:52.424
FINISH	14:59:22.962

Flag Statistics

TYPE	COUNT	TOTAL LAPS	TOTAL TIME
Green	1	9	9:29.319
Red	0	0	0.000
Safety Car	0	0	0.000
FCY	0	0	0.000

BMCRC - MRO Championships 2024 - Rnd 7 @ Brands Hatch Indy

Reactive Parts MRO Powerbikes inc Clubman 1000 & MRO Retro 1000

RACE 9 - STATISTICS

CLASS :

10 Starters

Fastest Lap History

NO	NAME	LAP TIME	TIME OF DAY	LAP	VEHICLE
83	Jason SIGGS	57.499	14:52:51.109	2	Yamaha R1
26	Josh WAINWRIGHT	56.716	14:52:52.558	2	Honda CBR1000
26	Josh WAINWRIGHT	55.992	14:53:48.550	3	Honda CBR1000
26	Josh WAINWRIGHT	55.394	14:54:43.944	4	Honda CBR1000
26	Josh WAINWRIGHT	55.260	14:55:39.204	5	Honda CBR1000
65	Peter BAKER	55.190	14:58:30.166	8	Kawasaki ZX10R

Leader History

NO	NAME	FROM LAP	LAPS LED	DISTANCE	VEHICLE
83	Jason SIGGS	1	3	3.62 miles	Yamaha R1
26	Josh WAINWRIGHT	4	6	7.24 miles	Honda CBR1000

BMCRC - MRO Championships 2024 - Rnd 7 @ Brands Hatch Indy

Reactive Parts MRO Powerbikes inc Clubman 1000 & MRO Retro 1000

RACE 9 - STATISTICS

CLASS : C

7 Starters

Fastest Lap History

NO	NAME	LAP TIME	TIME OF DAY	LAP	VEHICLE
80	Morgan CREASEY	58.934	14:52:55.889	2	Honda FIREBLADE
85	Clinton WOOD	58.703	14:52:57.768	2	
80	Morgan CREASEY	58.034	14:53:53.923	3	Honda FIREBLADE
85	Clinton WOOD	57.747	14:53:55.515	3	
85	Clinton WOOD	57.522	14:54:53.037	4	

Leader History

NO	NAME	FROM LAP	LAPS LED	DISTANCE	VEHICLE
80	Morgan CREASEY	1	3	3.62 miles	Honda FIREBLADE
85	Clinton WOOD	4	6	7.24 miles	

BMCRC - MRO Championships 2024 - Rnd 7 @ Brands Hatch Indy

Reactive Parts MRO Powerbikes inc Clubman 1000 & MRO Retro 1000

RACE 9 - STATISTICS

CLASS : Ret_C

6 Starters

Fastest Lap History

NO	NAME	LAP TIME	TIME OF DAY	LAP	VEHICLE
78	Jamie THOMAS	1:00.983	14:53:00.921	2	Suzuki GSXR 1000
78	Jamie THOMAS	1:00.287	14:54:01.208	3	Suzuki GSXR 1000
169	Cory SMITH	58.959	14:54:03.975	3	
78	Jamie THOMAS	58.461	14:54:59.669	4	Suzuki GSXR 1000
78	Jamie THOMAS	57.960	14:55:57.629	5	Suzuki GSXR 1000
78	Jamie THOMAS	57.674	14:57:53.696	7	Suzuki GSXR 1000

Leader History

NO	NAME	FROM LAP	LAPS LED	DISTANCE	VEHICLE
78	Jamie THOMAS	1	9	10.87 miles	Suzuki GSXR 1000

BMCRC - MRO Championships 2024 - Rnd 7 @ Brands Hatch Indy

Reactive Parts MRO Powerbikes inc Clubman 1000 & MRO Retro 1000

RACE 9 - STATISTICS

CLASS : Ret_N

1 Starters

Fastest Lap History

NO	NAME	LAP TIME	TIME OF DAY	LAP	VEHICLE
5	Kieran SMITH	1:04.921	14:53:04.667	2	Suzuki GSXR 1000 K1
5	Kieran SMITH	1:02.705	14:54:07.372	3	Suzuki GSXR 1000 K1
5	Kieran SMITH	1:01.863	14:55:09.235	4	Suzuki GSXR 1000 K1
5	Kieran SMITH	1:00.900	14:56:10.135	5	Suzuki GSXR 1000 K1
5	Kieran SMITH	1:00.788	14:57:10.923	6	Suzuki GSXR 1000 K1
5	Kieran SMITH	59.861	14:58:10.784	7	Suzuki GSXR 1000 K1
5	Kieran SMITH	58.846	14:59:09.630	8	Suzuki GSXR 1000 K1
5	Kieran SMITH	57.355	15:00:06.985	9	Suzuki GSXR 1000 K1

Leader History

NO	NAME	FROM LAP	LAPS LED	DISTANCE	VEHICLE
5	Kieran SMITH	1	9	10.87 miles	Suzuki GSXR 1000 K1



BMCRC - MRO Championships 2024 - Rnd 7 @ Brands Hatch Indy

Reactive Parts MRO Powerbikes inc Clubman 1000 & MRO Retro 1000

RACE 19 - GRID (9 Laps)

ROW 10	30	555 Tony DRISCOLL	29	185 Ben WOOD	28	48 Aaron COLLINS	
ROW 9		27	9 Matt WETHERELL	26	88 Scott HALLIDAY	25	47 William WHITE
ROW 8	24	17 Jordan KILLWORTH	23	274 Stewart LATIMER	22	66 Stephen HARVEY	
				1:04.241		1:02.596	
ROW 7		21	19 Tyler DONOVAN	20	333 Andrew HOUGHTON	19	46 Simon GATES
				59.562		59.370	
ROW 6	18	188 Dawid KRAWIECKI	17	34 Richard HEWITT	16	169 Cory SMITH	
				59.345		58.959	
ROW 5		15	152 Barry MANTELL	14	173 Stephen DRAPER	13	123 James VINCER
				58.873		58.726	
ROW 4	12	40 Malcolm BATE	11	23 Jason PAES	10	13 Daniel MERCER	
				58.628		58.070	
ROW 3		9	80 Morgan CREASEY	8	84 Martyn DELLOW	7	78 Jamie THOMAS
				58.034		57.674	
ROW 2	6	85 Clinton WOOD	5	5 Kieran SMITH	4	7 Thomas BENSTED	
				57.522		56.773	
ROW 1		3	83 Jason SIGGS	2	26 Josh WAINWRIGHT	1	65 Peter BAKER
				55.637		55.260	
						55.190	
						Pole	

These results are provisional until the conclusion of any judicial and technical matters.

Brands Hatch Indy: 1.2079 miles

Clerk Of Course:	Stewards:	Timekeeper: Richard Evans	
------------------	-----------	---------------------------	--

Results can be found at www.tsl-timing.com

Printed - 15:03 Saturday, 21 September 2024





BMCRC - MRO Championships 2024 - Rnd 7 @ Brands Hatch Indy

Reactive Parts MRO Powerbikes inc Clubman 1000 & MRO Retro 1000

RACE 19 - CLASSIFICATION

Race Distance: 9 Laps / 10.87 miles

POS	NO	CL	PIC	NAME	ENTRY	LAPS	TIME	GAP	DIFF	MPH	BEST	ON	GRD	↑↓
1	26		1	Josh WAINWRIGHT	Honda CBR1000 - JW MOT Centre	9	7:23.421			88.26	47.963	8	2	1
2	65		2	Peter BAKER	Kawasaki ZX10R - TJ & Peter Baker M/C. Dodfrey engineerir	9	7:31.313	7.892	7.892	86.71	48.978	7	1	-1
3	83		3	Jason SIGGS	Yamaha R1 - J Siggs Construction	9	7:33.641	10.220	2.328	86.27	49.291	6	3	0
4	173		4	Stephen DRAPER	Kawasaki ZX10 -	9	7:37.081	13.660	3.440	85.62	49.461	7	14	10
5	88		5	Scott HALLIDAY	Suzuki GSXR 1000 - Performance fitness gym	9	7:38.777	15.356	1.696	85.30	49.256	7	26	21
6	7		6	Thomas BENSTED	Yamaha R1 - Significant Debt Racing	9	7:39.889	16.468	1.112	85.10	50.028	3	4	-2
7	188		7	Dawid KRAWIECKI	Yamaha R1 - Code Blue LTD & D A East Electrical	9	7:41.674	18.253	1.785	84.77	49.955	5	18	11
8	80	C	1	Morgan CREASEY	Honda FIREBLADE - Warics Ltd	9	7:41.747	18.326	0.073	84.75	49.533	7	9	1
9	47		8	William WHITE	Ducati 955 V2 PANIGALE - JP. Guivier	9	7:42.107	18.686	0.360	84.69	49.645	7	25	16
10	78	Ret_C	1	Jamie THOMAS	Suzuki GSXR 1000 - Team RubyRacing	9	7:42.593	19.172	0.486	84.60	49.803	6	7	-3
11	19	Ret_C	2	Tyler DONOVAN	- Tinder Corp	9	7:48.809	25.388	6.216	83.48	50.578	6	21	10
12	85	C	2	Clinton WOOD	- CLINTON WOOD	9	7:51.243	27.822	2.434	83.05	50.864	8	6	-6
13	46	C	3	Simon GATES	Yamaha YZF R1 - T.A Roden LTD / Canine Plus Hydro	9	7:55.696	32.275	4.453	82.27	51.318	3	19	6
14	13	Ret_C	3	Daniel MERCER	Honda CBR1000RR - Merc&Co Racing, Apex2Apex promoti	9	7:57.980	34.559	2.284	81.88	51.571	4	10	-4
15	84	C	4	Martyn DELLOW	Suzuki GSXR1000 - Kirdford Shotblasting	9	8:00.632	37.211	2.652	81.42	51.496	2	8	-7
16	17	Ret_C	4	Jordan KILLWORTH	Yamaha R1 4C8 - Greenplant/BK/Rabbit	9	8:00.676	37.255	0.044	81.42	51.806	8	24	8
17	152		9	Barry MANTELL	Kawaskai ZX10R - Swedish car connection	9	8:04.251	40.830	3.575	80.82	52.227	8	15	-2
18	333		10	Andrew HOUGHTON	BMW S1000RR - Techoir	9	8:04.321	40.900	0.070	80.80	52.247	8	20	2
19	123	C	5	James VINCER	Suzuki GSXR R - John Butcher Bros	9	8:04.455	41.034	0.134	80.78	51.708	9	13	-6
20	23	C	6	Jason PAES	Aprilia RSV4 - J&R Electrical Ltd	9	8:05.299	41.878	0.844	80.64	52.066	8	11	-9
21	34		11	Richard HEWITT	BMW S1000RR - Ducking Quack Racing	9	8:09.642	46.221	4.343	79.93	53.050	8	17	-4
22	274	C	7	Stewart LATIMER	Suzuki GSXR1000 RR - Fat Bloke Racing RR	8	7:27.723	1 Lap	1 Lap	77.70	54.590	5	23	1
23	66		12	Stephen HARVEY	Kawasaki ZX10 -	8	7:37.598	1 Lap	9.875	76.02	55.372	7	22	-1

NOT CLASSIFIED

DNF	5	Ret_N		Kieran SMITH	Suzuki GSXR 1000 K1 -	8	6:33.640	1 Lap		88.37	48.314	8	5	
DNF	9			Matt WETHERELL	Suzuki GSXR 1000 R - Lamonde Racing	3	2:41.754	6 Laps	5 Laps	80.65	51.151	3	27	

FASTEST LAP

26				Josh WAINWRIGHT	Honda CBR1000 - JW MOT Centre	8	47.963			90.66 mph	145.91 kph			
5	Ret_N			Kieran SMITH	Suzuki GSXR 1000 K1 -	8	48.314			90.00 mph	144.85 kph			
80	C			Morgan CREASEY	Honda FIREBLADE - Warics Ltd	7	49.533			87.79 mph	141.28 kph			
78	Ret_C			Jamie THOMAS	Suzuki GSXR 1000 - Team RubyRacing	6	49.803			87.31 mph	140.52 kph			

Comments:

Class - 92.5% of Race Speed = 81.64 mph
 Class C - 92.5% of Race Speed = 78.39 mph
 Class Ret_C - 92.5% of Race Speed = 78.25 mph

Weather / Track : Bright / Dry

Date: 21/09/2024 Start: 17:26 Finish: 17:33

These results are provisional until the conclusion of any judicial and technical matters.

Brands Hatch Indy: 1.2079 miles

Clerk Of Course:	Stewards:	Timekeeper: Richard Evans	
------------------	-----------	---------------------------	--

Results can be found at www.tsl-timing.com

Printed - 17:36 Saturday, 21 September 2024



BMCRC - MRO Championships 2024 - Rnd 7 @ Brands Hatch Indy

Reactive Parts MRO Powerbikes inc Clubman 1000 & MRO Retro 1000

RACE 19 - LAP CHART

LAP 1 @ 17:27:06.805

NO	BEHIND	LAP TIME
5		54.071
83	1.189	55.260
65	1.485	55.556
26	1.643	55.714
7	3.017	57.088
13	3.107	57.178
173	3.506	57.577
84	4.056	58.127
78	4.212	58.283
80	4.233	58.304
188	4.512	58.583
47	5.182	59.253
88	5.204	59.275
85	5.342	59.413
9	5.357	59.428
19	6.141	1:00.212
46	6.725	1:00.796
123	6.950	1:01.021
17	6.969	1:01.040
152	7.556	1:01.627
34	7.956	1:02.027
23	8.111	1:02.182
333	8.478	1:02.549
274	10.259	1:04.330
66	11.036	1:05.107

LAP 2 @ 17:27:55.460

NO	BEHIND	LAP TIME
5		48.655
26	2.440	49.452
65	2.856	50.026
83	3.449	50.915
7	4.726	50.364
173	5.485	50.634
84	6.897	51.496
13	6.905	52.453
80	6.982	51.404
78	7.030	51.473
188	7.226	51.369
88	7.532	50.983
9	7.877	51.175
47	7.958	51.431
85	8.730	52.043
19	9.068	51.582
46	9.793	51.723
17	10.491	52.177
123	11.963	53.668
152	12.652	53.751
34	12.964	53.663
23	13.335	53.879
333	13.405	53.582
274	16.199	54.595
66	19.279	56.898

LAP 3 @ 17:28:43.944

NO	BEHIND	LAP TIME
5		48.484
26	2.349	48.393
65	3.966	49.594
83	4.448	49.483
7	6.270	50.028
173	6.795	49.794

188	9.293	50.551
80	9.964	51.466
84	10.224	51.811
88	10.230	51.182
9	10.544	51.151
47	10.568	51.094
78	10.774	52.228
19	11.814	51.230
13	11.844	53.423
85	12.178	51.932
46	12.627	51.318
17	14.366	52.359
123	16.860	53.381
152	17.142	52.974
333	17.598	52.677
34	18.110	53.630
23	18.411	53.560
274	22.458	54.743
66	27.329	56.534

LAP 4 @ 17:29:32.302

NO	BEHIND	LAP TIME
5		48.358
26	2.019	48.028
65	5.096	49.488
83	5.850	49.760
7	7.999	50.087
173	8.298	49.861
188	10.901	49.966
80	11.692	50.086
88	11.930	50.058
47	12.335	50.125
78	13.294	50.878
84	14.339	52.473
19	14.495	51.039
13	15.057	51.571
85	15.667	51.847
46	16.318	52.049
17	18.349	52.341
152	21.741	52.957
333	22.029	52.789
123	22.713	54.211
23	22.898	52.845
34	23.521	53.769
274	29.026	54.926
66	35.402	56.431

LAP 5 @ 17:30:20.888

NO	BEHIND	LAP TIME
5		48.586
26	1.743	48.310
65	6.042	49.532
83	6.784	49.520
173	9.961	50.249
7	10.547	51.134
188	12.270	49.955
88	12.739	49.395
80	13.348	50.242
47	13.693	49.944
78	14.553	49.845
19	16.761	50.852
84	17.976	52.223
13	18.363	51.892
85	18.555	51.474
46	19.415	51.683

17	22.530	52.767
152	26.236	53.081
333	26.392	52.949
123	27.239	53.112
23	27.630	53.318
34	28.642	53.707
274	35.030	54.590
66	42.808	55.992

LAP 6 @ 17:31:09.299

NO	BEHIND	LAP TIME
5		48.411
26	1.488	48.156
65	7.234	49.603
83	7.664	49.291
173	11.117	49.567
7	12.365	50.229
188	13.902	50.043
88	13.995	49.667
80	14.662	49.725
47	15.258	49.976
78	15.945	49.803
19	18.928	50.578
85	21.461	51.317
84	22.741	53.176
13	22.883	52.931
46	22.990	51.986
17	26.956	52.837
152	30.318	52.493
333	30.498	52.517
123	31.724	52.896
23	32.084	52.865
34	33.471	53.240
274	41.231	54.612

LAP 7 @ 17:31:58.060

NO	BEHIND	LAP TIME
5		48.761
26	0.762	48.035
66	1 Lap	55.390
65	7.451	48.978
83	8.569	49.666
173	11.817	49.461
7	14.009	50.405
88	14.490	49.256
188	15.380	50.239
80	15.434	49.533
47	16.142	49.645
78	17.007	49.823
19	21.112	50.945
85	23.692	50.992
84	27.240	53.260
46	27.344	53.115
13	27.535	53.413
17	30.585	52.390
152	34.025	52.468
333	34.130	52.393
123	35.402	52.439
23	35.700	52.377
34	37.870	53.160
274	47.711	55.241

LAP 8 @ 17:32:46.374

NO	BEHIND	LAP TIME
5		48.314
26	0.411	47.963
66	1 Lap	55.372
65	8.146	49.009
83	9.640	49.385
173	13.168	49.665
88	15.501	49.325
7	16.036	50.341
188	17.376	50.310
80	17.680	50.560
47	17.735	49.907
78	18.670	49.977
19	23.832	51.034
85	26.242	50.864
46	30.537	51.507
13	32.310	53.089
84	33.144	54.218
17	34.077	51.806
152	37.938	52.227
333	38.063	52.247
123	39.107	52.019
23	39.452	52.066
34	42.606	53.050

LAP 9 @ 17:33:36.155

NO	BEHIND	LAP TIME
26		49.370
274	1 Lap	54.686
65	7.892	49.527
83	10.220	50.361
173	13.660	50.273
66	1 Lap	55.874
88	15.356	49.636
7	16.468	50.213
188	18.253	50.658
80	18.326	50.427
47	18.686	50.732
78	19.172	50.283
19	25.388	51.337
85	27.822	51.361
46	32.275	51.519
13	34.559	52.030
84	37.211	53.848
17	37.255	52.959
152	40.830	52.673
333	40.900	52.618
123	41.034	51.708
23	41.878	52.207
34	46.221	53.396

BMCRC - MRO Championships 2024 - Rnd 7 @ Brands Hatch Indy

Reactive Parts MRO Powerbikes inc Clubman 1000 & MRO Retro 1000

RACE 19 - POSITION CHART

No	Name	Lap										
		Pos	1	2	3	4	5	6	7	8	9	
65	BAKER	1	5	5	5	5	5	5	5	5	5	26
26	WAINWRIGHT	2	83	26	26	26	26	26	26	26	26	65
83	SIGGS	3	65	65	65	65	65	65	65	65	65	83
7	BENSTED	4	26	83	83	83	83	83	83	83	83	173
5	SMITH	5	7	7	7	7	173	173	173	173	173	88
85	WOOD	6	13	173	173	173	7	7	7	7	88	7
78	THOMAS	7	173	84	188	188	188	188	88	7	188	
84	DELLOW	8	84	13	80	80	88	88	188	188	80	
80	CREASEY	9	78	80	84	88	80	80	80	80	47	
13	MERCER	10	80	78	88	47	47	47	47	47	78	
23	PAES	11	188	188	9	78	78	78	78	78	19	
123	VINCER	12	47	88	47	84	19	19	19	19	85	
173	DRAPER	13	88	9	78	19	84	85	85	85	46	
152	MANTELL	14	85	47	19	13	13	84	84	46	13	
34	HEWITT	15	9	85	13	85	85	13	46	13	84	
188	KRAWIECKI	16	19	19	85	46	46	46	13	84	17	
46	GATES	17	46	46	46	17	17	17	17	17	152	
333	HOUGHTON	18	123	17	17	152	152	152	152	152	333	
19	DONOVAN	19	17	123	123	333	333	333	333	333	123	
66	HARVEY	20	152	152	152	123	123	123	123	123	23	
274	LATIMER	21	34	34	333	23	23	23	23	23	34	
17	KILLWORTH	22	23	23	34	34	34	34	34	34		
47	WHITE	23	333	333	23	274	274	274	274	274		
88	HALLIDAY	24	274	274	274	66	66	66	66	66		
9	WETHERELL	25	66	66	66							

BMCRC - MRO Championships 2024 - Rnd 7 @ Brands Hatch Indy

Reactive Parts MRO Powerbikes inc Clubman 1000 & MRO Retro 1000

RACE 19 - SECTOR ANALYSIS



SECTOR 1 = FL to I1, SECTOR 2 = I1 to FL, DIFF = Difference To Personal Best Lap, P = Crossed Finish Line in Pit Lane, D = Time Disallowed

P1 26		Josh WAINWRIGHT		Honda CBR1000 - JW MOT Centre			
IDEAL LAP TIME : 47.925		BEST LAP TIME : 47.963		DIFFERENCE : 0.038			
LAP	SECTOR 1	SECTOR 2	LAP TIME	MPH	DIFF	TIME OF DAY	
1 -		20.020	55.714	78.05	7.751	17:27:08.448	
2 -	29.650	19.802	49.452	87.93	1.489	17:27:57.900	
3 -	28.954	19.439	48.393	89.86	0.430	17:28:46.293	
4 -	28.691	19.337	48.028 (2)	90.54	0.065	17:29:34.321	
5 -	28.873	19.437	48.310	90.01	0.347	17:30:22.631	
6 -	28.836	19.320	48.156	90.30	0.193	17:31:10.787	
7 -	28.741	19.294	48.035 (3)	90.52	0.072	17:31:58.822	
8 -	28.631	19.332	47.963 (1)	90.66		17:32:46.785	
9 -	29.657	19.713	49.370	88.08	1.407	17:33:36.155	

P2 65		Peter BAKER		Kawasaki ZX10R - TJ & Peter Baker M/C. Dodfrey engineering			
IDEAL LAP TIME : 48.978		BEST LAP TIME : 48.978		DIFFERENCE : 0.000			
LAP	SECTOR 1	SECTOR 2	LAP TIME	MPH	DIFF	TIME OF DAY	
1 -		20.023	55.556	78.27	6.578	17:27:08.290	
2 -	29.836	20.190	50.026	86.92	1.048	17:27:58.316	
3 -	29.770	19.824	49.594	87.68	0.616	17:28:47.910	
4 -	29.675	19.813	49.488 (3)	87.87	0.510	17:29:37.398	
5 -	29.528	20.004	49.532	87.79	0.554	17:30:26.930	
6 -	29.661	19.942	49.603	87.66	0.625	17:31:16.533	
7 -	29.333	19.645	48.978 (1)	88.78		17:32:05.511	
8 -	29.355	19.654	49.009 (2)	88.73	0.031	17:32:54.520	
9 -	29.690	19.837	49.527	87.80	0.549	17:33:44.047	

P3 83		Jason SIGGS		Yamaha R1 - J Siggs Construction			
IDEAL LAP TIME : 49.222		BEST LAP TIME : 49.291		DIFFERENCE : 0.069			
LAP	SECTOR 1	SECTOR 2	LAP TIME	MPH	DIFF	TIME OF DAY	
1 -		20.073	55.260	78.69	5.969	17:27:07.994	
2 -	30.892	20.023	50.915	85.40	1.624	17:27:58.909	
3 -	29.772	19.711	49.483 (3)	87.88	0.192	17:28:48.392	
4 -	30.045	19.715	49.760	87.39	0.469	17:29:38.152	
5 -	29.651	19.869	49.520	87.81	0.229	17:30:27.672	
6 -	29.511	19.780	49.291 (1)	88.22		17:31:16.963	
7 -	29.848	19.818	49.666	87.55	0.375	17:32:06.629	
8 -	29.621	19.764	49.385 (2)	88.05	0.094	17:32:56.014	
9 -	30.459	19.902	50.361	86.34	1.070	17:33:46.375	

P4 173		Stephen DRAPER		Kawasaki ZX10 -			
IDEAL LAP TIME : 49.442		BEST LAP TIME : 49.461		DIFFERENCE : 0.019			
LAP	SECTOR 1	SECTOR 2	LAP TIME	MPH	DIFF	TIME OF DAY	
1 -		20.295	57.577	75.52	8.116	17:27:10.311	
2 -	30.740	19.894	50.634	85.88	1.173	17:28:00.945	
3 -	29.945	19.849	49.794	87.33	0.333	17:28:50.739	
4 -	29.983	19.878	49.861	87.21	0.400	17:29:40.600	
5 -	30.222	20.027	50.249	86.54	0.788	17:30:30.849	
6 -	29.783	19.784	49.567 (2)	87.73	0.106	17:31:20.416	
7 -	29.670	19.791	49.461 (1)	87.91		17:32:09.877	
8 -	29.893	19.772	49.665 (3)	87.55	0.204	17:32:59.542	
9 -	30.149	20.124	50.273	86.49	0.812	17:33:49.815	

BMCRC - MRO Championships 2024 - Rnd 7 @ Brands Hatch Indy

Reactive Parts MRO Powerbikes inc Clubman 1000 & MRO Retro 1000

RACE 19 - SECTOR ANALYSIS



SECTOR 1 = FL to I1, SECTOR 2 = I1 to FL, DIFF = Difference To Personal Best Lap, P = Crossed Finish Line in Pit Lane, D = Time Disallowed

P5 88		Scott HALLIDAY		Suzuki GSXR 1000 - Performance fitness gym			
IDEAL LAP TIME : 49.054		BEST LAP TIME : 49.256		DIFFERENCE : 0.202			
LAP	SECTOR 1	SECTOR 2	LAP TIME	MPH	DIFF	TIME OF DAY	
1 -		20.681	59.275	73.36	10.019	17:27:12.009	
2 -	30.844	20.139	50.983	85.29	1.727	17:28:02.992	
3 -	30.894	20.288	51.182	84.96	1.926	17:28:54.174	
4 -	30.121	19.937	50.058	86.87	0.802	17:29:44.232	
5 -	29.396	19.999	49.395 (3)	88.03	0.139	17:30:33.627	
6 -	29.508	20.159	49.667	87.55	0.411	17:31:23.294	
7 -	29.518	19.738	49.256 (1)	88.28		17:32:12.550	
8 -	29.667	19.658	49.325 (2)	88.16	0.069	17:33:01.875	
9 -	29.728	19.908	49.636	87.60	0.380	17:33:51.511	

P6 7		Thomas BENSTED		Yamaha R1 - Significant Debt Racing			
IDEAL LAP TIME : 49.897		BEST LAP TIME : 50.028		DIFFERENCE : 0.131			
LAP	SECTOR 1	SECTOR 2	LAP TIME	MPH	DIFF	TIME OF DAY	
1 -		20.585	57.088	76.17	7.060	17:27:09.822	
2 -	30.493	19.871	50.364	86.34	0.336	17:28:00.186	
3 -	30.026	20.002	50.028 (1)	86.92		17:28:50.214	
4 -	30.120	19.967	50.087 (2)	86.82	0.059	17:29:40.301	
5 -	30.910	20.224	51.134	85.04	1.106	17:30:31.435	
6 -	30.171	20.058	50.229	86.57	0.201	17:31:21.664	
7 -	30.428	19.977	50.405	86.27	0.377	17:32:12.069	
8 -	30.417	19.924	50.341	86.38	0.313	17:33:02.410	
9 -	30.258	19.955	50.213 (3)	86.60	0.185	17:33:52.623	

P7 188		Dawid KRAWIECKI		Yamaha R1 - Code Blue LTD & D A East Electrical			
IDEAL LAP TIME : 49.585		BEST LAP TIME : 49.955		DIFFERENCE : 0.370			
LAP	SECTOR 1	SECTOR 2	LAP TIME	MPH	DIFF	TIME OF DAY	
1 -		20.603	58.583	74.22	8.628	17:27:11.317	
2 -	30.990	20.379	51.369	84.65	1.414	17:28:02.686	
3 -	30.565	19.986	50.551	86.02	0.596	17:28:53.237	
4 -	29.852	20.114	49.966 (2)	87.03	0.011	17:29:43.203	
5 -	29.832	20.123	49.955 (1)	87.05		17:30:33.158	
6 -	29.599	20.444	50.043 (3)	86.89	0.088	17:31:23.201	
7 -	30.062	20.177	50.239	86.55	0.284	17:32:13.440	
8 -	30.166	20.144	50.310	86.43	0.355	17:33:03.750	
9 -	30.460	20.198	50.658	85.84	0.703	17:33:54.408	

P8 80 C		Morgan CREASEY		Honda FIREBLADE - Warics Ltd			
IDEAL LAP TIME : 49.329		BEST LAP TIME : 49.533		DIFFERENCE : 0.204			
LAP	SECTOR 1	SECTOR 2	LAP TIME	MPH	DIFF	TIME OF DAY	
1 -		20.868	58.304	74.58	8.771	17:27:11.038	
2 -	30.759	20.645	51.404	84.59	1.871	17:28:02.442	
3 -	31.068	20.398	51.466	84.49	1.933	17:28:53.908	
4 -	30.150	19.936	50.086 (3)	86.82	0.553	17:29:43.994	
5 -	29.983	20.259	50.242	86.55	0.709	17:30:34.236	
6 -	29.792	19.933	49.725 (2)	87.45	0.192	17:31:23.961	
7 -	29.517	20.016	49.533 (1)	87.79		17:32:13.494	
8 -	30.748	19.812	50.560	86.00	1.027	17:33:04.054	
9 -	30.374	20.053	50.427	86.23	0.894	17:33:54.481	

BMCRC - MRO Championships 2024 - Rnd 7 @ Brands Hatch Indy

Reactive Parts MRO Powerbikes inc Clubman 1000 & MRO Retro 1000

RACE 19 - SECTOR ANALYSIS



SECTOR 1 = FL to I1, SECTOR 2 = I1 to FL, DIFF = Difference To Personal Best Lap, P = Crossed Finish Line in Pit Lane, D = Time Disallowed

P9 47 William WHITE		Ducati 955 V2 PANIGALE - JP. Guivier				
IDEAL LAP TIME : 49.589		BEST LAP TIME : 49.645		DIFFERENCE : 0.056		
LAP	SECTOR 1	SECTOR 2	LAP TIME	MPH	DIFF	TIME OF DAY
1 -		20.832	59.253	73.39	9.608	17:27:11.987
2 -	30.909	20.522	51.431	84.55	1.786	17:28:03.418
3 -	30.752	20.342	51.094	85.10	1.449	17:28:54.512
4 -	30.218	19.907	50.125	86.75	0.480	17:29:44.637
5 -	29.706	20.238	49.944 (3)	87.06	0.299	17:30:34.581
6 -	29.872	20.104	49.976	87.01	0.331	17:31:24.557
7 -	29.762	19.883	49.645 (1)	87.59		17:32:14.202
8 -	29.872	20.035	49.907 (2)	87.13	0.262	17:33:04.109
9 -	30.493	20.239	50.732	85.71	1.087	17:33:54.841

P10 78 Ret_C Jamie THOMAS		Suzuki GSXR 1000 - Team RubyRacing				
IDEAL LAP TIME : 49.731		BEST LAP TIME : 49.803		DIFFERENCE : 0.072		
LAP	SECTOR 1	SECTOR 2	LAP TIME	MPH	DIFF	TIME OF DAY
1 -		20.478	58.283	74.61	8.480	17:27:11.017
2 -	31.159	20.314	51.473	84.48	1.670	17:28:02.490
3 -	31.657	20.571	52.228	83.26	2.425	17:28:54.718
4 -	30.852	20.026	50.878	85.47	1.075	17:29:45.596
5 -	29.913	19.932	49.845 (3)	87.24	0.042	17:30:35.441
6 -	29.958	19.845	49.803 (1)	87.31		17:31:25.244
7 -	29.960	19.863	49.823 (2)	87.28	0.020	17:32:15.067
8 -	30.159	19.818	49.977	87.01	0.174	17:33:05.044
9 -	30.374	19.909	50.283	86.48	0.480	17:33:55.327

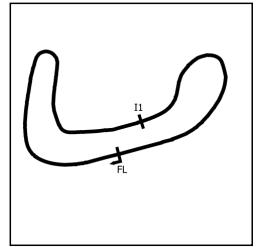
P11 19 Ret_C Tyler DONOVAN		- Tinder Corp				
IDEAL LAP TIME : 50.558		BEST LAP TIME : 50.578		DIFFERENCE : 0.020		
LAP	SECTOR 1	SECTOR 2	LAP TIME	MPH	DIFF	TIME OF DAY
1 -		21.055	1:00.212	72.22	9.634	17:27:12.946
2 -	30.839	20.743	51.582	84.30	1.004	17:28:04.528
3 -	30.416	20.814	51.230	84.88	0.652	17:28:55.758
4 -	30.284	20.755	51.039	85.20	0.461	17:29:46.797
5 -	30.355	20.497	50.852 (2)	85.51	0.274	17:30:37.649
6 -	30.061	20.517	50.578 (1)	85.97		17:31:28.227
7 -	30.312	20.633	50.945 (3)	85.35	0.367	17:32:19.172
8 -	30.517	20.517	51.034	85.20	0.456	17:33:10.206
9 -	30.632	20.705	51.337	84.70	0.759	17:34:01.543

P12 85 C Clinton WOOD		- CLINTON WOOD				
IDEAL LAP TIME : 50.688		BEST LAP TIME : 50.864		DIFFERENCE : 0.176		
LAP	SECTOR 1	SECTOR 2	LAP TIME	MPH	DIFF	TIME OF DAY
1 -		21.099	59.413	73.19	8.549	17:27:12.147
2 -	31.484	20.559	52.043	83.55	1.179	17:28:04.190
3 -	31.273	20.659	51.932	83.73	1.068	17:28:56.122
4 -	31.089	20.758	51.847	83.87	0.983	17:29:47.969
5 -	30.842	20.632	51.474	84.48	0.610	17:30:39.443
6 -	30.948	20.369	51.317 (3)	84.74	0.453	17:31:30.760
7 -	30.608	20.384	50.992 (2)	85.28	0.128	17:32:21.752
8 -	30.319	20.545	50.864 (1)	85.49		17:33:12.616
9 -	30.761	20.600	51.361	84.66	0.497	17:34:03.977

BMCRC - MRO Championships 2024 - Rnd 7 @ Brands Hatch Indy

Reactive Parts MRO Powerbikes inc Clubman 1000 & MRO Retro 1000

RACE 19 - SECTOR ANALYSIS



SECTOR 1 = FL to I1, SECTOR 2 = I1 to FL, DIFF = Difference To Personal Best Lap, P = Crossed Finish Line in Pit Lane, D = Time Disallowed

P13 46 C		Simon GATES		Yamaha YZF R1 - T.A Roden LTD / Canine Plus Hydro		
IDEAL LAP TIME : 51.184		BEST LAP TIME : 51.318		DIFFERENCE : 0.134		
LAP	SECTOR 1	SECTOR 2	LAP TIME	MPH	DIFF	TIME OF DAY
1 -		21.371	1:00.796	71.52	9.478	17:27:13.530
2 -	31.319	20.404	51.723	84.07	0.405	17:28:05.253
3 -	30.780	20.538	51.318 (1)	84.73		17:28:56.571
4 -	31.291	20.758	52.049	83.54	0.731	17:29:48.620
5 -	30.983	20.700	51.683	84.13	0.365	17:30:40.303
6 -	31.156	20.830	51.986	83.64	0.668	17:31:32.289
7 -	31.866	21.249	53.115	81.87	1.797	17:32:25.404
8 -	31.024	20.483	51.507 (2)	84.42	0.189	17:33:16.911
9 -	31.066	20.453	51.519 (3)	84.40	0.201	17:34:08.430

P14 13 Ret_C		Daniel MERCER		Honda CBR1000RR - Merc&Co Racing, Apex2Apex promotions		
IDEAL LAP TIME : 51.570		BEST LAP TIME : 51.571		DIFFERENCE : 0.001		
LAP	SECTOR 1	SECTOR 2	LAP TIME	MPH	DIFF	TIME OF DAY
1 -		20.746	57.178	76.05	5.607	17:27:09.912
2 -	31.712	20.741	52.453	82.90	0.882	17:28:02.365
3 -	32.565	20.858	53.423	81.39	1.852	17:28:55.788
4 -	30.954	20.617	51.571 (1)	84.32		17:29:47.359
5 -	30.953	20.939	51.892 (2)	83.80	0.321	17:30:39.251
6 -	31.834	21.097	52.931	82.15	1.360	17:31:32.182
7 -	31.861	21.552	53.413	81.41	1.842	17:32:25.595
8 -	32.204	20.885	53.089	81.91	1.518	17:33:18.684
9 -	31.060	20.970	52.030 (3)	83.57	0.459	17:34:10.714

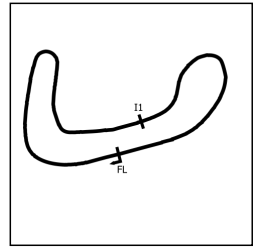
P15 84 C		Martyn DELLOW		Suzuki GSXR1000 - Kirdford Shotblasting		
IDEAL LAP TIME : 51.496		BEST LAP TIME : 51.496		DIFFERENCE : 0.000		
LAP	SECTOR 1	SECTOR 2	LAP TIME	MPH	DIFF	TIME OF DAY
1 -		20.812	58.127	74.81	6.631	17:27:10.861
2 -	30.807	20.689	51.496 (1)	84.44		17:28:02.357
3 -	31.000	20.811	51.811 (2)	83.93	0.315	17:28:54.168
4 -	31.524	20.949	52.473	82.87	0.977	17:29:46.641
5 -	31.402	20.821	52.223 (3)	83.26	0.727	17:30:38.864
6 -	32.023	21.153	53.176	81.77	1.680	17:31:32.040
7 -	31.836	21.424	53.260	81.64	1.764	17:32:25.300
8 -	32.471	21.747	54.218	80.20	2.722	17:33:19.518
9 -	32.273	21.575	53.848	80.75	2.352	17:34:13.366

P16 17 Ret_C		Jordan KILLWORTH		Yamaha R1 4C8 - Greenplant/BK/Rabbit		
IDEAL LAP TIME : 51.803		BEST LAP TIME : 51.806		DIFFERENCE : 0.003		
LAP	SECTOR 1	SECTOR 2	LAP TIME	MPH	DIFF	TIME OF DAY
1 -		21.573	1:01.040	71.24	9.234	17:27:13.774
2 -	31.597	20.580	52.177 (2)	83.34	0.371	17:28:05.951
3 -	31.635	20.724	52.359	83.05	0.553	17:28:58.310
4 -	31.515	20.826	52.341 (3)	83.08	0.535	17:29:50.651
5 -	31.809	20.958	52.767	82.41	0.961	17:30:43.418
6 -	31.866	20.971	52.837	82.30	1.031	17:31:36.255
7 -	31.508	20.882	52.390	83.00	0.584	17:32:28.645
8 -	31.223	20.583	51.806 (1)	83.94		17:33:20.451
9 -	31.538	21.421	52.959	82.11	1.153	17:34:13.410

BMCRC - MRO Championships 2024 - Rnd 7 @ Brands Hatch Indy

Reactive Parts MRO Powerbikes inc Clubman 1000 & MRO Retro 1000

RACE 19 - SECTOR ANALYSIS



SECTOR 1 = FL to I1, SECTOR 2 = I1 to FL, DIFF = Difference To Personal Best Lap, P = Crossed Finish Line in Pit Lane, D = Time Disallowed

P17 152		Barry MANTELL		Kawaskai ZX10R - Swedish car connection		
IDEAL LAP TIME : 52.184		BEST LAP TIME : 52.227		DIFFERENCE : 0.043		
LAP	SECTOR 1	SECTOR 2	LAP TIME	MPH	DIFF	TIME OF DAY
1 -		21.605	1:01.627	70.56	9.400	17:27:14.361
2 -	32.261	21.490	53.751	80.90	1.524	17:28:08.112
3 -	31.819	21.155	52.974	82.08	0.747	17:29:01.086
4 -	31.727	21.230	52.957	82.11	0.730	17:29:54.043
5 -	31.406	21.675	53.081	81.92	0.854	17:30:47.124
6 -	31.378	21.115	52.493 (3)	82.84	0.266	17:31:39.617
7 -	31.407	21.061	52.468 (2)	82.88	0.241	17:32:32.085
8 -	31.123	21.104	52.227 (1)	83.26		17:33:24.312
9 -	31.380	21.293	52.673	82.55	0.446	17:34:16.985

P18 333		Andrew HOUGHTON		BMW S1000RR - Techoir		
IDEAL LAP TIME : 52.136		BEST LAP TIME : 52.247		DIFFERENCE : 0.111		
LAP	SECTOR 1	SECTOR 2	LAP TIME	MPH	DIFF	TIME OF DAY
1 -		21.484	1:02.549	69.52	10.302	17:27:15.283
2 -	32.322	21.260	53.582	81.15	1.335	17:28:08.865
3 -	31.819	20.858	52.677	82.55	0.430	17:29:01.542
4 -	31.766	21.023	52.789	82.37	0.542	17:29:54.331
5 -	31.278	21.671	52.949	82.12	0.702	17:30:47.280
6 -	31.617	20.900	52.517 (3)	82.80	0.270	17:31:39.797
7 -	31.468	20.925	52.393 (2)	82.99	0.146	17:32:32.190
8 -	31.373	20.874	52.247 (1)	83.23		17:33:24.437
9 -	31.514	21.104	52.618	82.64	0.371	17:34:17.055

P19 123 C		James VINCER		Suzuki GSXR R - John Butcher Bros		
IDEAL LAP TIME : 51.708		BEST LAP TIME : 51.708		DIFFERENCE : 0.000		
LAP	SECTOR 1	SECTOR 2	LAP TIME	MPH	DIFF	TIME OF DAY
1 -		21.956	1:01.021	71.26	9.313	17:27:13.755
2 -	32.467	21.201	53.668	81.02	1.960	17:28:07.423
3 -	32.264	21.117	53.381	81.46	1.673	17:29:00.804
4 -	32.569	21.642	54.211	80.21	2.503	17:29:55.015
5 -	31.972	21.140	53.112	81.87	1.404	17:30:48.127
6 -	32.039	20.857	52.896	82.21	1.188	17:31:41.023
7 -	31.583	20.856	52.439 (3)	82.92	0.731	17:32:33.462
8 -	31.372	20.647	52.019 (2)	83.59	0.311	17:33:25.481
9 -	31.298	20.410	51.708 (1)	84.09		17:34:17.189

P20 23 C		Jason PAES		Aprilia RSV4 - J&R Electrical Ltd		
IDEAL LAP TIME : 51.972		BEST LAP TIME : 52.066		DIFFERENCE : 0.094		
LAP	SECTOR 1	SECTOR 2	LAP TIME	MPH	DIFF	TIME OF DAY
1 -		21.647	1:02.182	69.93	10.116	17:27:14.916
2 -	32.458	21.421	53.879	80.71	1.813	17:28:08.795
3 -	32.291	21.269	53.560	81.19	1.494	17:29:02.355
4 -	31.976	20.869	52.845	82.28	0.779	17:29:55.200
5 -	31.937	21.381	53.318	81.55	1.252	17:30:48.518
6 -	31.704	21.161	52.865	82.25	0.799	17:31:41.383
7 -	31.679	20.698	52.377 (3)	83.02	0.311	17:32:33.760
8 -	31.309	20.757	52.066 (1)	83.52		17:33:25.826
9 -	31.544	20.663	52.207 (2)	83.29	0.141	17:34:18.033

BMCRC - MRO Championships 2024 - Rnd 7 @ Brands Hatch Indy

Reactive Parts MRO Powerbikes inc Clubman 1000 & MRO Retro 1000

RACE 19 - SECTOR ANALYSIS



SECTOR 1 = FL to I1, SECTOR 2 = I1 to FL, DIFF = Difference To Personal Best Lap, P = Crossed Finish Line in Pit Lane, D = Time Disallowed

P21 34		Richard HEWITT		BMW S1000RR - Ducking Quack Racing			
IDEAL LAP TIME : 52.902		BEST LAP TIME : 53.050		DIFFERENCE : 0.148			
LAP	SECTOR 1	SECTOR 2	LAP TIME	MPH	DIFF	TIME OF DAY	
1 -		21.683	1:02.027	70.10	8.977	17:27:14.761	
2 -	32.480	21.183	53.663	81.03	0.613	17:28:08.424	
3 -	32.274	21.356	53.630	81.08	0.580	17:29:02.054	
4 -	32.466	21.303	53.769	80.87	0.719	17:29:55.823	
5 -	32.418	21.289	53.707	80.96	0.657	17:30:49.530	
6 -	32.082	21.158	53.240 (3)	81.67	0.190	17:31:42.770	
7 -	31.841	21.319	53.160 (2)	81.80	0.110	17:32:35.930	
8 -	31.989	21.061	53.050 (1)	81.97		17:33:28.980	
9 -	32.009	21.387	53.396	81.44	0.346	17:34:22.376	

P22 274 C		Stewart LATIMER		Suzuki GSXR1000 RR - Fat Bloke Racing RR			
IDEAL LAP TIME : 54.217		BEST LAP TIME : 54.590		DIFFERENCE : 0.373			
LAP	SECTOR 1	SECTOR 2	LAP TIME	MPH	DIFF	TIME OF DAY	
1 -		22.445	1:04.330	67.59	9.740	17:27:17.064	
2 -	32.863	21.732	54.595 (2)	79.65	0.005	17:28:11.659	
3 -	33.159	21.584	54.743	79.43	0.153	17:29:06.402	
4 -	33.047	21.879	54.926	79.17	0.336	17:30:01.328	
5 -	32.812	21.778	54.590 (1)	79.65		17:30:55.918	
6 -	32.933	21.679	54.612 (3)	79.62	0.022	17:31:50.530	
7 -	33.284	21.957	55.241	78.72	0.651	17:32:45.771	
8 -	33.281	21.405	54.686	79.51	0.096	17:33:40.457	

P23 66		Stephen HARVEY		Kawasaki ZX10 -			
IDEAL LAP TIME : 55.368		BEST LAP TIME : 55.372		DIFFERENCE : 0.004			
LAP	SECTOR 1	SECTOR 2	LAP TIME	MPH	DIFF	TIME OF DAY	
1 -		22.778	1:05.107	66.79	9.735	17:27:17.841	
2 -	34.352	22.546	56.898	76.42	1.526	17:28:14.739	
3 -	34.097	22.437	56.534	76.92	1.162	17:29:11.273	
4 -	33.749	22.682	56.431	77.06	1.059	17:30:07.704	
5 -	33.648	22.344	55.992	77.66	0.620	17:31:03.696	
6 -	33.326	22.064	55.390 (2)	78.50	0.018	17:31:59.086	
7 -	33.330	22.042	55.372 (1)	78.53		17:32:54.458	
8 -	33.718	22.156	55.874 (3)	77.82	0.502	17:33:50.332	

P24 5 Ret_N		Kieran SMITH		Suzuki GSXR 1000 K1 -			
IDEAL LAP TIME : 48.211		BEST LAP TIME : 48.314		DIFFERENCE : 0.103			
LAP	SECTOR 1	SECTOR 2	LAP TIME	MPH	DIFF	TIME OF DAY	
1 -		19.787	54.071	80.42	5.757	17:27:06.805	
2 -	29.162	19.493	48.655	89.37	0.341	17:27:55.460	
3 -	29.101	19.383	48.484	89.69	0.170	17:28:43.944	
4 -	28.863	19.495	48.358 (2)	89.92	0.044	17:29:32.302	
5 -	28.886	19.700	48.586	89.50	0.272	17:30:20.888	
6 -	28.947	19.464	48.411 (3)	89.82	0.097	17:31:09.299	
7 -	29.031	19.730	48.761	89.18	0.447	17:31:58.060	
8 -	28.828	19.486	48.314 (1)	90.00		17:32:46.374	

P25 9		Matt WETHERELL		Suzuki GSXR 1000 R - Lamonde Racing			
IDEAL LAP TIME : 50.336		BEST LAP TIME : 51.151		DIFFERENCE : 0.815			
LAP	SECTOR 1	SECTOR 2	LAP TIME	MPH	DIFF	TIME OF DAY	
1 -		20.480	59.428	73.17	8.277	17:27:12.162	
2 -	31.120	20.055	51.175 (2)	84.97	0.024	17:28:03.337	
3 -	31.068	20.083	51.151 (1)	85.01		17:28:54.488	

BMCRC - MRO Championships 2024 - Rnd 7 @ Brands Hatch Indy

Reactive Parts MRO Powerbikes inc Clubman 1000 & MRO Retro 1000

RACE 19 - BEST SECTORS

SECTOR 1			SECTOR 2			IDEAL / BEST COMPARISON						
POS	NO	NAME	TIME	NO	NAME	TIME	POS	NO	NAME	IDEAL	BEST	DIFF
									PERFECT LAP	47.925		
1	26	WAINWRIGHT	28.631	26	WAINWRIGHT	19.294	1	26	WAINWRIGHT	47.925	47.963	0.038
2	5	SMITH	28.828	5	SMITH	19.383	2	5	SMITH	48.211	48.314	0.103
3	65	BAKER	29.333	65	BAKER	19.645	3	65	BAKER	48.978	48.978	0.000
4	88	HALLIDAY	29.396	88	HALLIDAY	19.658	4	88	HALLIDAY	49.054	49.256	0.202
5	83	SIGGS	29.511	83	SIGGS	19.711	5	83	SIGGS	49.222	49.291	0.069
6	80	CREASEY	29.517	173	DRAPER	19.772	6	80	CREASEY	49.329	49.533	0.204
7	188	KRAWIECKI	29.599	80	CREASEY	19.812	7	173	DRAPER	49.442	49.461	0.019
8	173	DRAPER	29.670	78	THOMAS	19.818	8	188	KRAWIECKI	49.585	49.955	0.370
9	47	WHITE	29.706	7	BENSTED	19.871	9	47	WHITE	49.589	49.645	0.056
10	78	THOMAS	29.913	47	WHITE	19.883	10	78	THOMAS	49.731	49.803	0.072
11	7	BENSTED	30.026	188	KRAWIECKI	19.986	11	7	BENSTED	49.897	50.028	0.131
12	19	DONOVAN	30.061	9	WETHERELL	20.055	12	9	WETHERELL	50.336	51.151	0.815
13	9	WETHERELL	30.281	85	WOOD	20.369	13	19	DONOVAN	50.558	50.578	0.020
14	85	WOOD	30.319	46	GATES	20.404	14	85	WOOD	50.688	50.864	0.176
15	46	GATES	30.780	123	VINCER	20.410	15	46	GATES	51.184	51.318	0.134
16	84	DELLOW	30.807	19	DONOVAN	20.497	16	84	DELLOW	51.496	51.496	0.000
17	13	MERCER	30.953	17	KILLWORTH	20.580	17	13	MERCER	51.570	51.571	0.001
18	152	MANTELL	31.123	13	MERCER	20.617	18	123	VINCER	51.708	51.708	0.000
19	17	KILLWORTH	31.223	23	PAES	20.663	19	17	KILLWORTH	51.803	51.806	0.003
20	333	HOUGHTON	31.278	84	DELLOW	20.689	20	23	PAES	51.972	52.066	0.094
21	123	VINCER	31.298	333	HOUGHTON	20.858	21	333	HOUGHTON	52.136	52.247	0.111
22	23	PAES	31.309	152	MANTELL	21.061	22	152	MANTELL	52.184	52.227	0.043
23	34	HEWITT	31.841	34	HEWITT	21.061	23	34	HEWITT	52.902	53.050	0.148
24	274	LATIMER	32.812	274	LATIMER	21.405	24	274	LATIMER	54.217	54.590	0.373
25	66	HARVEY	33.326	66	HARVEY	22.042	25	66	HARVEY	55.368	55.372	0.004

BMCRC - MRO Championships 2024 - Rnd 7 @ Brands Hatch Indy

Reactive Parts MRO Powerbikes inc Clubman 1000 & MRO Retro 1000

RACE 19 - STATISTICS

Competitors Started	25
Planned Start	2024-09-21 @ 16:15:00.000
Actual Start	2024-09-21 @ 17:26:12.734
Finish Time	2024-09-21 @ 17:33:36.154
Track Length	1.2079mi.
Total Laps	216
Total Distance Covered	260.9162mi.

Session Fastest Lap History

NO	CL	NAME	LAP TIME	TIME OF DAY	LAP	VEHICLE
5	Ret_N	Kieran SMITH	48.655	17:27:55.460	2	Suzuki GSXR 1000 K1
5	Ret_N	Kieran SMITH	48.484	17:28:43.944	3	Suzuki GSXR 1000 K1
26		Josh WAINWRIGHT	48.393	17:28:46.293	3	Honda CBR1000
5	Ret_N	Kieran SMITH	48.358	17:29:32.302	4	Suzuki GSXR 1000 K1
26		Josh WAINWRIGHT	48.028	17:29:34.321	4	Honda CBR1000
26		Josh WAINWRIGHT	47.963	17:32:46.785	8	Honda CBR1000

Session Leader History

NO	CL	NAME	FROM LAP	LAPS LED	DISTANCE	VEHICLE
5	Ret_N	Kieran SMITH	1	8	9.66 miles	Suzuki GSXR 1000 K1
26		Josh WAINWRIGHT	9	1	1.20 miles	Honda CBR1000

Flag History

TYPE	TIME OF DAY
GREEN	17:26:12.734
FINISH	17:33:36.154

Flag Statistics

TYPE	COUNT	TOTAL LAPS	TOTAL TIME
Green	1	9	8:47.795
Red	0	0	0.000
Safety Car	0	0	0.000
FCY	0	0	0.000

BMCRC - MRO Championships 2024 - Rnd 7 @ Brands Hatch Indy

Reactive Parts MRO Powerbikes inc Clubman 1000 & MRO Retro 1000

RACE 19 - STATISTICS

CLASS :

13 Starters

Fastest Lap History

NO	NAME	LAP TIME	TIME OF DAY	LAP	VEHICLE
26	Josh WAINWRIGHT	49.452	17:27:57.900	2	Honda CBR1000
26	Josh WAINWRIGHT	48.393	17:28:46.293	3	Honda CBR1000
26	Josh WAINWRIGHT	48.028	17:29:34.321	4	Honda CBR1000
26	Josh WAINWRIGHT	47.963	17:32:46.785	8	Honda CBR1000

Leader History

NO	NAME	FROM LAP	LAPS LED	DISTANCE	VEHICLE
83	Jason SIGGS	1	1	1.20 miles	Yamaha R1
26	Josh WAINWRIGHT	2	8	9.66 miles	Honda CBR1000

BMCRC - MRO Championships 2024 - Rnd 7 @ Brands Hatch Indy

Reactive Parts MRO Powerbikes inc Clubman 1000 & MRO Retro 1000

RACE 19 - STATISTICS

CLASS : C

7 Starters

Fastest Lap History

NO	NAME	LAP TIME	TIME OF DAY	LAP	VEHICLE
84	Martyn DELLOW	51.496	17:28:02.357	2	Suzuki GSXR1000
80	Morgan CREASEY	51.404	17:28:02.442	2	Honda FIREBLADE
46	Simon GATES	51.318	17:28:56.571	3	Yamaha YZF R1
80	Morgan CREASEY	50.086	17:29:43.994	4	Honda FIREBLADE
80	Morgan CREASEY	49.725	17:31:23.961	6	Honda FIREBLADE
80	Morgan CREASEY	49.533	17:32:13.494	7	Honda FIREBLADE

Leader History

NO	NAME	FROM LAP	LAPS LED	DISTANCE	VEHICLE
84	Martyn DELLOW	1	2	2.41 miles	Suzuki GSXR1000
80	Morgan CREASEY	3	7	8.45 miles	Honda FIREBLADE

BMCRC - MRO Championships 2024 - Rnd 7 @ Brands Hatch Indy

Reactive Parts MRO Powerbikes inc Clubman 1000 & MRO Retro 1000

RACE 19 - STATISTICS

CLASS : Ret_C

4 Starters

Fastest Lap History

NO	NAME	LAP TIME	TIME OF DAY	LAP	VEHICLE
13	Daniel MERCER	52.453	17:28:02.365	2	Honda CBR1000RR
78	Jamie THOMAS	51.473	17:28:02.490	2	Suzuki GSXR 1000
19	Tyler DONOVAN	51.230	17:28:55.758	3	
78	Jamie THOMAS	50.878	17:29:45.596	4	Suzuki GSXR 1000
78	Jamie THOMAS	49.845	17:30:35.441	5	Suzuki GSXR 1000
78	Jamie THOMAS	49.803	17:31:25.244	6	Suzuki GSXR 1000

Leader History

NO	NAME	FROM LAP	LAPS LED	DISTANCE	VEHICLE
13	Daniel MERCER	1	2	2.41 miles	Honda CBR1000RR
78	Jamie THOMAS	3	7	8.45 miles	Suzuki GSXR 1000

BMCRC - MRO Championships 2024 - Rnd 7 @ Brands Hatch Indy

Reactive Parts MRO Powerbikes inc Clubman 1000 & MRO Retro 1000

RACE 19 - STATISTICS

CLASS : Ret_N

1 Starters

Fastest Lap History

NO	NAME	LAP TIME	TIME OF DAY	LAP	VEHICLE
5	Kieran SMITH	48.655	17:27:55.460	2	Suzuki GSXR 1000 K1
5	Kieran SMITH	48.484	17:28:43.944	3	Suzuki GSXR 1000 K1
5	Kieran SMITH	48.358	17:29:32.302	4	Suzuki GSXR 1000 K1
5	Kieran SMITH	48.314	17:32:46.374	8	Suzuki GSXR 1000 K1

Leader History

NO	NAME	FROM LAP	LAPS LED	DISTANCE	VEHICLE
5	Kieran SMITH	1	8	9.66 miles	Suzuki GSXR 1000 K1



BMCRC - MRO Championships 2024 - Rnd 7 @ Brands Hatch Indy

Reactive Parts MRO Powerbikes inc Clubman 1000 & MRO Retro 1000

RACE 9 - GRID (12 Laps)

ROW 10	29	555	Tony DRISCOLL	28	185	Ben WOOD			
ROW 9	27	48	Aaron COLLINS	26	40	Malcolm BATE	25	169	Cory SMITH
ROW 8	24	66	Stephen HARVEY	23	274	Stewart LATIMER	22	34	Richard HEWITT
ROW 7	21	333	Andrew HOUGHTON	20	152	Barry MANTELL	19	23	Jason PAES
ROW 6	18	17	Jordan KILLWORTH	17	123	James VINCER	16	13	Daniel MERCER
ROW 5	15	84	Martyn DELLOW	14	46	Simon GATES	13	9	Matt WETHERELL
ROW 4	12	85	Clinton WOOD	11	19	Tyler DONOVAN	10	7	Thomas BENSTED
ROW 3	9	188	Dawid KRAWIECKI	8	78	Jamie THOMAS	7	80	Morgan CREASEY
ROW 2	6	173	Stephen DRAPER	5	83	Jason SIGGS	4	88	Scott HALLIDAY
ROW 1	3	65	Peter BAKER	2	5	Kieran SMITH	1	26	Josh WAINWRIGHT
Pole									

These results are provisional until the conclusion of any judicial and technical matters.

Brands Hatch Indy: 1.2079 miles

Clerk Of Course:	Stewards:	Timekeeper: Richard Evans	
------------------	-----------	---------------------------	--

Results can be found at www.tsl-timing.com

Printed - 17:39 Saturday, 21 September 2024





BMCRC - MRO Championships 2024 - Rnd 7 @ Brands Hatch Indy

Reactive Parts MRO Powerbikes inc Clubman 1000 & MRO Retro 1000

RACE 9 - CLASSIFICATION

Race Distance: 12 Laps / 14.49 miles

POS	NO	CL	PIC	NAME	ENTRY	LAPS	TIME	GAP	DIFF	MPH	BEST	ON	GRD	↑↓
1	26		1	Josh WAINWRIGHT	Honda CBR1000 - JW MOT Centre	12	9:48.393			88.68	48.224	8	1	0
2	5	Ret_N	1	Kieran SMITH	Suzuki GSXR 1000 K1 -	12	9:52.826	4.433	4.433	88.02	48.303	7	2	0
3	88		2	Scott HALLIDAY	Suzuki GSXR 1000 - Performance fitness gym	12	9:56.556	8.163	3.730	87.47	48.953	9	4	1
4	65		3	Peter BAKER	Kawasaki ZX10R - TJ & Peter Baker M/C. Dodfrey engineerir	12	9:59.228	10.835	2.672	87.08	48.673	5	3	-1
5	173		4	Stephen DRAPER	Kawasaki ZX10 -	12	9:59.962	11.569	0.734	86.97	48.918	6	6	1
6	80	C	1	Morgan CREASEY	Honda FIREBLADE - Warics Ltd	12	10:01.009	12.616	1.047	86.82	49.019	6	7	1
7	188		5	Dawid KRAWIECKI	Yamaha R1 - Code Blue LTD & D A East Electrical	12	10:01.088	12.695	0.079	86.81	49.004	6	9	2
8	7		6	Thomas BENSTED	Yamaha R1 - Significant Debt Racing	12	10:07.673	19.280	6.585	85.87	49.626	5	10	2
9	83		7	Jason SIGGS	Yamaha R1 - J Siggs Construction	12	10:07.984	19.591	0.311	85.82	49.316	4	5	-4
10	78	Ret_C	1	Jamie THOMAS	Suzuki GSXR 1000 - Team RubyRacing	12	10:08.641	20.248	0.657	85.73	49.687	3	8	-2
11	19	Ret_C	2	Tyler DONOVAN	- Tinder Corp	12	10:16.754	28.361	8.113	84.60	50.307	3	11	0
12	85	C	2	Clinton WOOD	- CLINTON WOOD	12	10:20.481	32.088	3.727	84.10	50.494	6	12	0
13	123	C	3	James VINCER	Suzuki GSXR R - John Butcher Bros	12	10:22.070	33.677	1.589	83.88	50.543	11	17	4
14	46	C	4	Simon GATES	Yamaha YZF R1 - T.A Roden LTD / Canine Plus Hydro	12	10:29.473	41.080	7.403	82.89	51.487	12	14	0
15	84	C	5	Martyn DELLOW	Suzuki GSXR1000 - Kirdford Shotblasting	12	10:35.532	47.139	6.059	82.10	51.447	3	15	0
16	333		8	Andrew HOUGHTON	BMW S1000RR - Techoir	12	10:36.913	48.520	1.381	81.93	51.784	11	21	5
17	23	C	6	Jason PAES	Aprilia RSV4 - J&R Electrical Ltd	12	10:37.501	49.108	0.588	81.85	51.510	12	19	2
18	13	Ret_C	3	Daniel MERCER	Honda CBR1000RR - Merc&Co Racing, Apex2Apex promotio	12	10:40.994	52.601	3.493	81.40	52.054	6	16	-2
19	152		9	Barry MANTELL	Kawaskai ZX10R - Swedish car connection	12	10:41.542	53.149	0.548	81.34	52.281	3	20	1
20	274	C	7	Stewart LATIMER	Suzuki GSXR1000 RR - Fat Bloke Racing RR	11	10:05.550	1 Lap	1 Lap	78.99	53.752	6	23	3
21	66		10	Stephen HARVEY	Kawasaki ZX10 -	11	10:07.100	1 Lap	1.550	78.79	53.846	7	24	3

NOT STARTED

NS	48	C		Aaron COLLINS	BMW S1000RR - Precision installations									27
----	----	---	--	---------------	---------------------------------------	--	--	--	--	--	--	--	--	----

FASTEST LAP

26				Josh WAINWRIGHT	Honda CBR1000 - JW MOT Centre	8	48.224		90.17 mph		145.12 kph			
5	Ret_N			Kieran SMITH	Suzuki GSXR 1000 K1 -	7	48.303		90.02 mph		144.88 kph			
80	C			Morgan CREASEY	Honda FIREBLADE - Warics Ltd	6	49.019		88.71 mph		142.76 kph			
78	Ret_C			Jamie THOMAS	Suzuki GSXR 1000 - Team RubyRacing	3	49.687		87.51 mph		140.84 kph			

Comments:

Class - 92.5% of Race Speed = 82.02 mph
 Class Ret_N - 92.5% of Race Speed = 81.41 mph
 Class C - 92.5% of Race Speed = 80.30 mph
 Class Ret_C - 92.5% of Race Speed = 79.30 mph

Weather / Track : Cloudy / Dry

Date: 22/09/2024 Start: 13:09 Finish: 13:18

These results are provisional until the conclusion of any judicial and technical matters.

Brands Hatch Indy: 1.2079 miles

Clerk Of Course:	Stewards:	Timekeeper: Richard Evans	
------------------	-----------	---------------------------	--

Results can be found at www.tsl-timing.com

Printed - 13:21 Sunday, 22 September 2024



BMCRC - MRO Championships 2024 - Rnd 7 @ Brands Hatch Indy

Reactive Parts MRO Powerbikes inc Clubman 1000 & MRO Retro 1000

RACE 9 - LAP CHART

LAP 1 @ 13:09:59.074

NO	BEHIND	LAP TIME
5		54.336
80	0.827	55.163
26	0.976	55.312
88	1.300	55.636
173	1.623	55.959
65	1.714	56.050
188	2.227	56.563
7	2.650	56.986
78	3.301	57.637
83	3.585	57.921
19	3.989	58.325
46	4.337	58.673
123	4.434	58.770
84	4.598	58.934
85	5.283	59.619
13	6.273	1:00.609
152	6.333	1:00.669
333	6.575	1:00.911
23	6.948	1:01.284
274	7.636	1:01.972
66	8.803	1:03.139

LAP 2 @ 13:10:48.244

NO	BEHIND	LAP TIME
5		49.170
26	0.308	48.502
80	1.467	49.810
88	1.551	49.421
65	2.160	49.616
173	2.633	50.180
188	2.910	49.853
7	3.568	50.088
78	4.188	50.057
83	5.215	50.800
19	5.799	50.980
123	6.538	51.274
84	7.013	51.585
46	7.555	52.388
85	7.758	51.645
152	10.226	53.063
333	11.151	53.746
13	11.157	54.054
23	11.409	53.631
274	12.666	54.200
66	14.805	55.172

LAP 3 @ 13:11:37.167

NO	BEHIND	LAP TIME
5		48.923
26	0.026	48.641
88	1.606	48.978
80	2.163	49.619
65	2.504	49.267
173	2.938	49.228
188	3.120	49.133
7	4.491	49.846
78	4.952	49.687
83	6.058	49.766
19	7.183	50.307
84	9.537	51.447
123	9.917	52.302
85	10.079	51.244

46	10.558	51.926
152	13.584	52.281
333	14.728	52.500
23	15.345	52.859
13	15.660	53.426
274	18.426	54.683
66	20.731	54.849

LAP 4 @ 13:12:25.697

NO	BEHIND	LAP TIME
26		48.504
5	0.388	48.918
88	2.329	49.253
80	3.275	49.642
65	3.444	49.470
173	3.676	49.268
188	4.078	49.488
7	6.071	50.110
78	6.508	50.086
83	6.844	49.316
19	9.262	50.609
84	12.972	51.965
85	13.150	51.601
123	13.391	52.004
46	13.910	51.882
152	17.379	52.325
333	18.910	52.712
23	19.291	52.476
13	20.100	52.970
274	24.529	54.633
66	26.328	54.127

LAP 5 @ 13:13:13.949

NO	BEHIND	LAP TIME
26		48.252
5	0.529	48.393
88	3.236	49.159
65	3.865	48.673
80	4.156	49.133
173	4.559	49.135
188	4.879	49.053
7	7.445	49.626
78	8.430	50.174
83	8.537	49.945
19	11.561	50.551
85	16.042	51.144
84	17.039	52.319
123	17.156	52.017
46	17.564	51.906
152	21.462	52.335
333	23.170	52.512
23	23.569	52.530
13	24.580	52.732
274	31.132	54.855
66	32.197	54.121

LAP 6 @ 13:14:02.348

NO	BEHIND	LAP TIME
26		48.399
5	0.713	48.583
88	3.817	48.980
65	4.563	49.097
80	4.776	49.019
173	5.078	48.918

188	5.484	49.004
7	9.177	50.131
83	10.157	50.019
78	10.164	50.133
19	13.825	50.663
85	18.137	50.494
123	19.568	50.811
84	20.893	52.253
46	21.054	51.889
152	25.652	52.589
333	27.251	52.480
23	27.631	52.461
13	28.235	52.054
274	36.485	53.752
66	37.811	54.013

LAP 7 @ 13:14:50.635

NO	BEHIND	LAP TIME
26		48.287
5	0.729	48.303
88	4.568	49.038
80	6.047	49.558
173	6.189	49.398
65	6.377	50.101
188	6.601	49.404
7	11.131	50.241
83	11.520	49.650
78	12.117	50.240
19	16.294	50.756
85	20.602	50.752
123	22.266	50.985
84	24.111	51.505
46	24.733	51.966
152	30.126	52.761
333	30.940	51.976
23	31.348	52.004
13	32.049	52.101
274	42.646	54.448
66	43.370	53.846

LAP 8 @ 13:15:38.859

NO	BEHIND	LAP TIME
26		48.224
5	1.032	48.527
88	5.406	49.062
80	7.344	49.521
173	7.547	49.582
65	7.629	49.476
188	8.084	49.707
7	13.220	50.313
83	13.517	50.221
78	14.140	50.247
19	18.917	50.847
85	23.173	50.795
123	25.155	51.113
84	27.761	51.874
46	28.057	51.548
152	34.451	52.549
333	34.656	51.940
23	35.070	51.946
13	36.225	52.400

LAP 9 @ 13:16:27.377

NO	BEHIND	LAP TIME
26		48.518
274	1 Lap	54.159
66	1 Lap	54.170
5	1.147	48.633
88	5.841	48.953
80	7.954	49.128
65	8.163	49.052
173	8.430	49.401
188	8.854	49.288
7	15.079	50.377
83	15.338	50.339
78	15.631	50.009
19	21.317	50.918
85	25.679	51.024
123	27.565	50.928
84	32.138	52.895
46	32.261	52.722
152	38.594	52.661
333	38.624	52.486
23	39.026	52.474
13	39.939	52.232

LAP 10 @ 13:17:15.873

NO	BEHIND	LAP TIME
26		48.496
5	1.666	49.015
274	1 Lap	54.641
88	6.396	49.051
66	1 Lap	54.586
80	9.420	49.962
65	9.452	49.785
173	9.564	49.630
188	9.988	49.630
7	16.365	49.782
83	16.793	49.951
78	17.161	50.026
19	23.741	50.920
85	28.094	50.911
123	29.704	50.635
46	35.330	51.565
84	36.960	53.318
333	41.966	51.838
152	42.995	52.897
23	43.123	52.593
13	43.543	52.100

LAP 11 @ 13:18:04.382

NO	BEHIND	LAP TIME
26		48.509
5	1.990	48.833
88	7.256	49.369
65	10.388	49.445
173	11.296	50.241
80	11.770	50.859
274	1 Lap	54.199
188	11.936	50.457
66	1 Lap	54.494
7	17.764	49.908
83	18.175	49.891
78	18.575	49.923
19	26.139	50.907
85	30.291	50.706

123	31.738	50.543
46	38.342	51.521
84	42.050	53.599
333	45.241	51.784
23	46.347	51.733
152	47.276	52.790
13	47.668	52.634

LAP 12 @ 13:18:53.131

NO	BEHIND	LAP TIME
26		48.749
5	4.433	51.192
88	8.163	49.656
65	10.835	49.196
173	11.569	49.022
80	12.616	49.595
188	12.695	49.508
274	1 Lap	54.008
66	1 Lap	54.583
7	19.280	50.265
83	19.591	50.165
78	20.248	50.422
19	28.361	50.971
85	32.088	50.546
123	33.677	50.688
46	41.080	51.487
84	47.139	53.838
333	48.520	52.028
23	49.108	51.510
13	52.601	53.682
152	53.149	54.622

BMCRC - MRO Championships 2024 - Rnd 7 @ Brands Hatch Indy

Reactive Parts MRO Powerbikes inc Clubman 1000 & MRO Retro 1000

RACE 9 - POSITION CHART

No	Name	Lap Pos	Lap											
			1	2	3	4	5	6	7	8	9	10	11	12
26	WAINWRIGHT	1	5	5	5	26	26	26	26	26	26	26	26	26
5	SMITH	2	80	26	26	5	5	5	5	5	5	5	5	5
65	BAKER	3	26	80	88	88	88	88	88	88	88	88	88	88
88	HALLIDAY	4	88	88	80	80	65	65	80	80	80	80	65	65
83	SIGGS	5	173	65	65	65	80	80	173	173	65	65	173	173
173	DRAPER	6	65	173	173	173	173	173	65	65	173	173	80	80
80	CREASEY	7	188	188	188	188	188	188	188	188	188	188	188	188
78	THOMAS	8	7	7	7	7	7	7	7	7	7	7	7	7
188	KRAWIECKI	9	78	78	78	78	78	83	83	83	83	83	83	83
7	BENSTED	10	83	83	83	83	83	78	78	78	78	78	78	78
19	DONOVAN	11	19	19	19	19	19	19	19	19	19	19	19	19
85	WOOD	12	46	123	84	84	85	85	85	85	85	85	85	85
46	GATES	13	123	84	123	85	84	123	123	123	123	123	123	123
84	DELLOW	14	84	46	85	123	123	84	84	84	84	46	46	46
13	MERCER	15	85	85	46	46	46	46	46	46	46	84	84	84
123	VINCER	16	13	152	152	152	152	152	152	152	152	333	333	333
23	PAES	17	152	333	333	333	333	333	333	333	333	152	23	23
152	MANTELL	18	333	13	23	23	23	23	23	23	23	23	152	13
333	HOUGHTON	19	23	23	13	13	13	13	13	13	13	13	13	152
274	LATIMER	20	274	274	274	274	274	274	274	274	274	274	274	274
66	HARVEY	21	66	66	66	66	66	66	66	66	66	66	66	66
48	COLLINS	22												

BMCRC - MRO Championships 2024 - Rnd 7 @ Brands Hatch Indy

Reactive Parts MRO Powerbikes inc Clubman 1000 & MRO Retro 1000

RACE 9 - SECTOR ANALYSIS



SECTOR 1 = FL to I1, SECTOR 2 = I1 to FL, DIFF = Difference To Personal Best Lap, P = Crossed Finish Line in Pit Lane, D = Time Disallowed

P1 26		Josh WAINWRIGHT		Honda CBR1000 - JW MOT Centre			
IDEAL LAP TIME : 48.204		BEST LAP TIME : 48.224		DIFFERENCE : 0.020			
LAP	SECTOR 1	SECTOR 2	LAP TIME	MPH	DIFF	TIME OF DAY	
1 -		20.194	55.312	78.61	7.088	13:10:00.050	
2 -	29.121	19.381	48.502	89.65	0.278	13:10:48.552	
3 -	29.093	19.548	48.641	89.40	0.417	13:11:37.193	
4 -	29.095	19.409	48.504	89.65	0.280	13:12:25.697	
5 -	28.857	19.395	48.252 (2)	90.12	0.028	13:13:13.949	
6 -	28.912	19.487	48.399	89.84	0.175	13:14:02.348	
7 -	28.832	19.455	48.287 (3)	90.05	0.063	13:14:50.635	
8 -	28.823	19.401	48.224 (1)	90.17		13:15:38.859	
9 -	28.955	19.563	48.518	89.62	0.294	13:16:27.377	
10 -	29.083	19.413	48.496	89.66	0.272	13:17:15.873	
11 -	29.052	19.457	48.509	89.64	0.285	13:18:04.382	
12 -	29.243	19.506	48.749	89.20	0.525	13:18:53.131	

P2 5 Ret_N		Kieran SMITH		Suzuki GSXR 1000 K1 -			
IDEAL LAP TIME : 48.303		BEST LAP TIME : 48.303		DIFFERENCE : 0.000			
LAP	SECTOR 1	SECTOR 2	LAP TIME	MPH	DIFF	TIME OF DAY	
1 -		19.924	54.336	80.03	6.033	13:09:59.074	
2 -	29.431	19.739	49.170	88.44	0.867	13:10:48.244	
3 -	29.202	19.721	48.923	88.88	0.620	13:11:37.167	
4 -	29.369	19.549	48.918	88.89	0.615	13:12:26.085	
5 -	28.925	19.468	48.393 (2)	89.86	0.090	13:13:14.478	
6 -	29.076	19.507	48.583	89.50	0.280	13:14:03.061	
7 -	28.879	19.424	48.303 (1)	90.02		13:14:51.364	
8 -	29.023	19.504	48.527 (3)	89.61	0.224	13:15:39.891	
9 -	29.148	19.485	48.633	89.41	0.330	13:16:28.524	
10 -	29.398	19.617	49.015	88.71	0.712	13:17:17.539	
11 -	29.160	19.673	48.833	89.05	0.530	13:18:06.372	
12 -	30.597	20.595	51.192	84.94	2.889	13:18:57.564	

P3 88		Scott HALLIDAY		Suzuki GSXR 1000 - Performance fitness gym			
IDEAL LAP TIME : 48.776		BEST LAP TIME : 48.953		DIFFERENCE : 0.177			
LAP	SECTOR 1	SECTOR 2	LAP TIME	MPH	DIFF	TIME OF DAY	
1 -		19.903	55.636	78.16	6.683	13:10:00.374	
2 -	29.877	19.544	49.421	87.99	0.468	13:10:49.795	
3 -	29.356	19.622	48.978 (2)	88.78	0.025	13:11:38.773	
4 -	29.425	19.828	49.253	88.29	0.300	13:12:28.026	
5 -	29.287	19.872	49.159	88.45	0.206	13:13:17.185	
6 -	29.240	19.740	48.980 (3)	88.78	0.027	13:14:06.165	
7 -	29.337	19.701	49.038	88.67	0.085	13:14:55.203	
8 -	29.232	19.830	49.062	88.63	0.109	13:15:44.265	
9 -	29.266	19.687	48.953 (1)	88.83		13:16:33.218	
10 -	29.237	19.814	49.051	88.65	0.098	13:17:22.269	
11 -	29.675	19.694	49.369	88.08	0.416	13:18:11.638	
12 -	29.547	20.109	49.656	87.57	0.703	13:19:01.294	

BMCRC - MRO Championships 2024 - Rnd 7 @ Brands Hatch Indy

Reactive Parts MRO Powerbikes inc Clubman 1000 & MRO Retro 1000

RACE 9 - SECTOR ANALYSIS



SECTOR 1 = FL to I1, SECTOR 2 = I1 to FL, DIFF = Difference To Personal Best Lap, P = Crossed Finish Line in Pit Lane, D = Time Disallowed

P4 65		Peter BAKER		Kawasaki ZX10R - TJ & Peter Baker M/C. Dodfrey engineering			
IDEAL LAP TIME : 48.673		BEST LAP TIME : 48.673		DIFFERENCE : 0.000			
LAP	SECTOR 1	SECTOR 2	LAP TIME	MPH	DIFF	TIME OF DAY	
1 -		19.927	56.050	77.58	7.377	13:10:00.788	
2 -	29.916	19.700	49.616	87.64	0.943	13:10:50.404	
3 -	29.590	19.677	49.267	88.26	0.594	13:11:39.671	
4 -	29.778	19.692	49.470	87.90	0.797	13:12:29.141	
5 -	29.172	19.501	48.673 (1)	89.34		13:13:17.814	
6 -	29.536	19.561	49.097 (3)	88.57	0.424	13:14:06.911	
7 -	29.737	20.364	50.101	86.79	1.428	13:14:57.012	
8 -	29.841	19.635	49.476	87.89	0.803	13:15:46.488	
9 -	29.484	19.568	49.052 (2)	88.65	0.379	13:16:35.540	
10 -	29.814	19.971	49.785	87.34	1.112	13:17:25.325	
11 -	29.640	19.805	49.445	87.94	0.772	13:18:14.770	
12 -	29.462	19.734	49.196	88.39	0.523	13:19:03.966	

P5 173		Stephen DRAPER		Kawasaki ZX10 -			
IDEAL LAP TIME : 48.754		BEST LAP TIME : 48.918		DIFFERENCE : 0.164			
LAP	SECTOR 1	SECTOR 2	LAP TIME	MPH	DIFF	TIME OF DAY	
1 -		20.039	55.959	77.71	7.041	13:10:00.697	
2 -	30.299	19.881	50.180	86.66	1.262	13:10:50.877	
3 -	29.589	19.639	49.228	88.33	0.310	13:11:40.105	
4 -	29.713	19.555	49.268	88.26	0.350	13:12:29.373	
5 -	29.667	19.468	49.135 (3)	88.50	0.217	13:13:18.508	
6 -	29.434	19.484	48.918 (1)	88.89		13:14:07.426	
7 -	29.445	19.953	49.398	88.03	0.480	13:14:56.824	
8 -	29.743	19.839	49.582	87.70	0.664	13:15:46.406	
9 -	29.749	19.652	49.401	88.02	0.483	13:16:35.807	
10 -	29.563	20.067	49.630	87.62	0.712	13:17:25.437	
11 -	29.975	20.266	50.241	86.55	1.323	13:18:15.678	
12 -	29.286	19.736	49.022 (2)	88.70	0.104	13:19:04.700	

P6 80 C		Morgan CREASEY		Honda FIREBLADE - Warics Ltd			
IDEAL LAP TIME : 48.988		BEST LAP TIME : 49.019		DIFFERENCE : 0.031			
LAP	SECTOR 1	SECTOR 2	LAP TIME	MPH	DIFF	TIME OF DAY	
1 -		20.186	55.163	78.83	6.144	13:09:59.901	
2 -	29.833	19.977	49.810	87.30	0.791	13:10:49.711	
3 -	29.880	19.739	49.619	87.63	0.600	13:11:39.330	
4 -	29.814	19.828	49.642	87.59	0.623	13:12:28.972	
5 -	29.433	19.700	49.133 (3)	88.50	0.114	13:13:18.105	
6 -	29.386	19.633	49.019 (1)	88.71		13:14:07.124	
7 -	29.500	20.058	49.558	87.74	0.539	13:14:56.682	
8 -	29.680	19.841	49.521	87.81	0.502	13:15:46.203	
9 -	29.355	19.773	49.128 (2)	88.51	0.109	13:16:35.331	
10 -	29.909	20.053	49.962	87.03	0.943	13:17:25.293	
11 -	29.821	21.038	50.859	85.50	1.840	13:18:16.152	
12 -	29.555	20.040	49.595	87.68	0.576	13:19:05.747	

BMCRC - MRO Championships 2024 - Rnd 7 @ Brands Hatch Indy

Reactive Parts MRO Powerbikes inc Clubman 1000 & MRO Retro 1000

RACE 9 - SECTOR ANALYSIS



SECTOR 1 = FL to I1, SECTOR 2 = I1 to FL, DIFF = Difference To Personal Best Lap, P = Crossed Finish Line in Pit Lane, D = Time Disallowed

P7 188		Dawid KRAWIECKI		Yamaha R1 - Code Blue LTD & D A East Electrical		
IDEAL LAP TIME : 48.965		BEST LAP TIME : 49.004		DIFFERENCE : 0.039		
LAP	SECTOR 1	SECTOR 2	LAP TIME	MPH	DIFF	TIME OF DAY
1 -		20.286	56.563	76.88	7.559	13:10:01.301
2 -	29.909	19.944	49.853	87.22	0.849	13:10:51.154
3 -	29.515	19.618	49.133 (3)	88.50	0.129	13:11:40.287
4 -	29.877	19.611	49.488	87.87	0.484	13:12:29.775
5 -	29.441	19.612	49.053 (2)	88.65	0.049	13:13:18.828
6 -	29.480	19.524	49.004 (1)	88.73		13:14:07.832
7 -	29.445	19.959	49.404	88.02	0.400	13:14:57.236
8 -	29.790	19.917	49.707	87.48	0.703	13:15:46.943
9 -	29.519	19.769	49.288	88.22	0.284	13:16:36.231
10 -	29.735	19.895	49.630	87.62	0.626	13:17:25.861
11 -	29.821	20.636	50.457	86.18	1.453	13:18:16.318
12 -	29.662	19.846	49.508	87.83	0.504	13:19:05.826

P8 7		Thomas BENSTED		Yamaha R1 - Significant Debt Racing		
IDEAL LAP TIME : 49.626		BEST LAP TIME : 49.626		DIFFERENCE : 0.000		
LAP	SECTOR 1	SECTOR 2	LAP TIME	MPH	DIFF	TIME OF DAY
1 -		20.026	56.986	76.30	7.360	13:10:01.724
2 -	30.173	19.915	50.088	86.81	0.462	13:10:51.812
3 -	29.929	19.917	49.846 (3)	87.24	0.220	13:11:41.658
4 -	30.206	19.904	50.110	86.78	0.484	13:12:31.768
5 -	29.812	19.814	49.626 (1)	87.62		13:13:21.394
6 -	30.164	19.967	50.131	86.74	0.505	13:14:11.525
7 -	30.253	19.988	50.241	86.55	0.615	13:15:01.766
8 -	30.192	20.121	50.313	86.43	0.687	13:15:52.079
9 -	30.337	20.040	50.377	86.32	0.751	13:16:42.456
10 -	29.933	19.849	49.782 (2)	87.35	0.156	13:17:32.238
11 -	29.959	19.949	49.908	87.13	0.282	13:18:22.146
12 -	30.168	20.097	50.265	86.51	0.639	13:19:12.411

P9 83		Jason SIGGS		Yamaha R1 - J Siggs Construction		
IDEAL LAP TIME : 49.316		BEST LAP TIME : 49.316		DIFFERENCE : 0.000		
LAP	SECTOR 1	SECTOR 2	LAP TIME	MPH	DIFF	TIME OF DAY
1 -		20.913	57.921	75.07	8.605	13:10:02.659
2 -	30.711	20.089	50.800	85.60	1.484	13:10:53.459
3 -	29.959	19.807	49.766 (3)	87.38	0.450	13:11:43.225
4 -	29.603	19.713	49.316 (1)	88.17		13:12:32.541
5 -	30.151	19.794	49.945	87.06	0.629	13:13:22.486
6 -	30.209	19.810	50.019	86.93	0.703	13:14:12.505
7 -	29.751	19.899	49.650 (2)	87.58	0.334	13:15:02.155
8 -	30.244	19.977	50.221	86.58	0.905	13:15:52.376
9 -	30.311	20.028	50.339	86.38	1.023	13:16:42.715
10 -	30.181	19.770	49.951	87.05	0.635	13:17:32.666
11 -	29.999	19.892	49.891	87.16	0.575	13:18:22.557
12 -	30.149	20.016	50.165	86.68	0.849	13:19:12.722

BMCRC - MRO Championships 2024 - Rnd 7 @ Brands Hatch Indy

Reactive Parts MRO Powerbikes inc Clubman 1000 & MRO Retro 1000

RACE 9 - SECTOR ANALYSIS



SECTOR 1 = FL to I1, SECTOR 2 = I1 to FL, DIFF = Difference To Personal Best Lap, P = Crossed Finish Line in Pit Lane, D = Time Disallowed

P10 78 Ret_C Jamie THOMAS			Suzuki GSXR 1000 - Team RubyRacing			
IDEAL LAP TIME : 49.569		BEST LAP TIME : 49.687	DIFFERENCE : 0.118			
LAP	SECTOR 1	SECTOR 2	LAP TIME	MPH	DIFF	TIME OF DAY
1 -		20.350	57.637	75.44	7.950	13:10:02.375
2 -	30.129	19.928	50.057	86.87	0.370	13:10:52.432
3 -	29.707	19.980	49.687 (1)	87.51		13:11:42.119
4 -	30.178	19.908	50.086	86.82	0.399	13:12:32.205
5 -	30.134	20.040	50.174	86.67	0.487	13:13:22.379
6 -	30.114	20.019	50.133	86.74	0.446	13:14:12.512
7 -	30.260	19.980	50.240	86.55	0.553	13:15:02.752
8 -	30.199	20.048	50.247	86.54	0.560	13:15:52.999
9 -	30.045	19.964	50.009 (3)	86.95	0.322	13:16:43.008
10 -	30.164	19.862	50.026	86.92	0.339	13:17:33.034
11 -	29.928	19.995	49.923 (2)	87.10	0.236	13:18:22.957
12 -	30.285	20.137	50.422	86.24	0.735	13:19:13.379

P11 19 Ret_C Tyler DONOVAN			- Tinder Corp			
IDEAL LAP TIME : 50.307		BEST LAP TIME : 50.307	DIFFERENCE : 0.000			
LAP	SECTOR 1	SECTOR 2	LAP TIME	MPH	DIFF	TIME OF DAY
1 -		20.848	58.325	74.55	8.018	13:10:03.063
2 -	30.491	20.489	50.980	85.30	0.673	13:10:54.043
3 -	30.033	20.274	50.307 (1)	86.44		13:11:44.350
4 -	30.213	20.396	50.609 (3)	85.92	0.302	13:12:34.959
5 -	30.181	20.370	50.551 (2)	86.02	0.244	13:13:25.510
6 -	30.142	20.521	50.663	85.83	0.356	13:14:16.173
7 -	30.312	20.444	50.756	85.67	0.449	13:15:06.929
8 -	30.390	20.457	50.847	85.52	0.540	13:15:57.776
9 -	30.484	20.434	50.918	85.40	0.611	13:16:48.694
10 -	30.387	20.533	50.920	85.40	0.613	13:17:39.614
11 -	30.414	20.493	50.907	85.42	0.600	13:18:30.521
12 -	30.350	20.621	50.971	85.31	0.664	13:19:21.492

P12 85 C Clinton WOOD			- CLINTON WOOD			
IDEAL LAP TIME : 50.412		BEST LAP TIME : 50.494	DIFFERENCE : 0.082			
LAP	SECTOR 1	SECTOR 2	LAP TIME	MPH	DIFF	TIME OF DAY
1 -		21.286	59.619	72.93	9.125	13:10:04.357
2 -	31.166	20.479	51.645	84.20	1.151	13:10:56.002
3 -	30.966	20.278	51.244	84.86	0.750	13:11:47.246
4 -	31.100	20.501	51.601	84.27	1.107	13:12:38.847
5 -	30.727	20.417	51.144	85.02	0.650	13:13:29.991
6 -	30.134	20.360	50.494 (1)	86.12		13:14:20.485
7 -	30.416	20.336	50.752	85.68	0.258	13:15:11.237
8 -	30.381	20.414	50.795	85.61	0.301	13:16:02.032
9 -	30.448	20.576	51.024	85.22	0.530	13:16:53.056
10 -	30.465	20.446	50.911	85.41	0.417	13:17:43.967
11 -	30.408	20.298	50.706 (3)	85.76	0.212	13:18:34.673
12 -	30.219	20.327	50.546 (2)	86.03	0.052	13:19:25.219

BMCRC - MRO Championships 2024 - Rnd 7 @ Brands Hatch Indy

Reactive Parts MRO Powerbikes inc Clubman 1000 & MRO Retro 1000

RACE 9 - SECTOR ANALYSIS



SECTOR 1 = FL to I1, SECTOR 2 = I1 to FL, DIFF = Difference To Personal Best Lap, P = Crossed Finish Line in Pit Lane, D = Time Disallowed

P13 123 C James VINCER		Suzuki GSXR R - John Butcher Bros				
IDEAL LAP TIME : 50.436		BEST LAP TIME : 50.543		DIFFERENCE : 0.107		
LAP	SECTOR 1	SECTOR 2	LAP TIME	MPH	DIFF	TIME OF DAY
1 -		20.848	58.770	73.99	8.227	13:10:03.508
2 -	30.972	20.302	51.274	84.81	0.731	13:10:54.782
3 -	31.549	20.753	52.302	83.14	1.759	13:11:47.084
4 -	31.447	20.557	52.004	83.62	1.461	13:12:39.088
5 -	31.239	20.778	52.017	83.59	1.474	13:13:31.105
6 -	30.687	20.124	50.811	85.58	0.268	13:14:21.916
7 -	30.757	20.228	50.985	85.29	0.442	13:15:12.901
8 -	30.879	20.234	51.113	85.07	0.570	13:16:04.014
9 -	30.668	20.260	50.928	85.38	0.385	13:16:54.942
10 -	30.407	20.228	50.635 (2)	85.88	0.092	13:17:45.577
11 -	30.312	20.231	50.543 (1)	86.03		13:18:36.120
12 -	30.366	20.322	50.688 (3)	85.79	0.145	13:19:26.808

P14 46 C Simon GATES		Yamaha YZF R1 - T.A Roden LTD / Canine Plus Hydro				
IDEAL LAP TIME : 51.188		BEST LAP TIME : 51.487		DIFFERENCE : 0.299		
LAP	SECTOR 1	SECTOR 2	LAP TIME	MPH	DIFF	TIME OF DAY
1 -		21.039	58.673	74.11	7.186	13:10:03.411
2 -	31.953	20.435	52.388	83.00	0.901	13:10:55.799
3 -	31.293	20.633	51.926	83.74	0.439	13:11:47.725
4 -	31.162	20.720	51.882	83.81	0.395	13:12:39.607
5 -	31.135	20.771	51.906	83.77	0.419	13:13:31.513
6 -	31.232	20.657	51.889	83.80	0.402	13:14:23.402
7 -	31.110	20.856	51.966	83.68	0.479	13:15:15.368
8 -	30.967	20.581	51.548 (3)	84.36	0.061	13:16:06.916
9 -	31.479	21.243	52.722	82.48	1.235	13:16:59.638
10 -	31.149	20.416	51.565	84.33	0.078	13:17:51.203
11 -	30.772	20.749	51.521 (2)	84.40	0.034	13:18:42.724
12 -	30.893	20.594	51.487 (1)	84.46		13:19:34.211

P15 84 C Martyn DELLOW		Suzuki GSXR1000 - Kirdford Shotblasting				
IDEAL LAP TIME : 51.110		BEST LAP TIME : 51.447		DIFFERENCE : 0.337		
LAP	SECTOR 1	SECTOR 2	LAP TIME	MPH	DIFF	TIME OF DAY
1 -		20.990	58.934	73.78	7.487	13:10:03.672
2 -	31.266	20.319	51.585 (3)	84.29	0.138	13:10:55.257
3 -	30.791	20.656	51.447 (1)	84.52		13:11:46.704
4 -	31.058	20.907	51.965	83.68	0.518	13:12:38.669
5 -	31.281	21.038	52.319	83.11	0.872	13:13:30.988
6 -	31.416	20.837	52.253	83.22	0.806	13:14:23.241
7 -	30.875	20.630	51.505 (2)	84.43	0.058	13:15:14.746
8 -	30.798	21.076	51.874	83.83	0.427	13:16:06.620
9 -	31.538	21.357	52.895	82.21	1.448	13:16:59.515
10 -	32.050	21.268	53.318	81.55	1.871	13:17:52.833
11 -	32.032	21.567	53.599	81.13	2.152	13:18:46.432
12 -	32.084	21.754	53.838	80.77	2.391	13:19:40.270

BMCRC - MRO Championships 2024 - Rnd 7 @ Brands Hatch Indy

Reactive Parts MRO Powerbikes inc Clubman 1000 & MRO Retro 1000

RACE 9 - SECTOR ANALYSIS



SECTOR 1 = FL to I1, SECTOR 2 = I1 to FL, DIFF = Difference To Personal Best Lap, P = Crossed Finish Line in Pit Lane, D = Time Disallowed

P16 333		Andrew HOUGHTON		BMW S1000RR - Techoir			
IDEAL LAP TIME : 51.742		BEST LAP TIME : 51.784		DIFFERENCE : 0.042			
LAP	SECTOR 1	SECTOR 2	LAP TIME	MPH	DIFF	TIME OF DAY	
1 -		21.460	1:00.911	71.39	9.127	13:10:05.649	
2 -	32.372	21.374	53.746	80.91	1.962	13:10:59.395	
3 -	31.714	20.786	52.500	82.83	0.716	13:11:51.895	
4 -	31.794	20.918	52.712	82.49	0.928	13:12:44.607	
5 -	31.616	20.896	52.512	82.81	0.728	13:13:37.119	
6 -	31.438	21.042	52.480	82.86	0.696	13:14:29.599	
7 -	31.287	20.689	51.976	83.66	0.192	13:15:21.575	
8 -	31.186	20.754	51.940 (3)	83.72	0.156	13:16:13.515	
9 -	31.685	20.801	52.486	82.85	0.702	13:17:06.001	
10 -	31.246	20.592	51.838 (2)	83.88	0.054	13:17:57.839	
11 -	31.150	20.634	51.784 (1)	83.97		13:18:49.623	
12 -	31.305	20.723	52.028	83.58	0.244	13:19:41.651	

P17 23 C		Jason PAES		Aprilia RSV4 - J&R Electrical Ltd			
IDEAL LAP TIME : 51.289		BEST LAP TIME : 51.510		DIFFERENCE : 0.221			
LAP	SECTOR 1	SECTOR 2	LAP TIME	MPH	DIFF	TIME OF DAY	
1 -		21.512	1:01.284	70.95	9.774	13:10:06.022	
2 -	32.169	21.462	53.631	81.08	2.121	13:10:59.653	
3 -	32.002	20.857	52.859	82.26	1.349	13:11:52.512	
4 -	31.470	21.006	52.476	82.86	0.966	13:12:44.988	
5 -	31.327	21.203	52.530	82.78	1.020	13:13:37.518	
6 -	31.287	21.174	52.461	82.89	0.951	13:14:29.979	
7 -	31.312	20.692	52.004	83.62	0.494	13:15:21.983	
8 -	31.407	20.539	51.946 (3)	83.71	0.436	13:16:13.929	
9 -	31.565	20.909	52.474	82.87	0.964	13:17:06.403	
10 -	31.453	21.140	52.593	82.68	1.083	13:17:58.996	
11 -	31.315	20.418	51.733 (2)	84.05	0.223	13:18:50.729	
12 -	30.871	20.639	51.510 (1)	84.42		13:19:42.239	

P18 13 Ret_C		Daniel MERCER		Honda CBR1000RR - Merc&Co Racing, Apex2Apex promotions.			
IDEAL LAP TIME : 51.844		BEST LAP TIME : 52.054		DIFFERENCE : 0.210			
LAP	SECTOR 1	SECTOR 2	LAP TIME	MPH	DIFF	TIME OF DAY	
1 -		21.769	1:00.609	71.74	8.555	13:10:05.347	
2 -	32.382	21.672	54.054	80.44	2.000	13:10:59.401	
3 -	32.057	21.369	53.426	81.39	1.372	13:11:52.827	
4 -	31.932	21.038	52.970	82.09	0.916	13:12:45.797	
5 -	31.695	21.037	52.732	82.46	0.678	13:13:38.529	
6 -	31.252	20.802	52.054 (1)	83.54		13:14:30.583	
7 -	31.445	20.656	52.101 (3)	83.46	0.047	13:15:22.684	
8 -	31.495	20.905	52.400	82.98	0.346	13:16:15.084	
9 -	31.313	20.919	52.232	83.25	0.178	13:17:07.316	
10 -	31.188	20.912	52.100 (2)	83.46	0.046	13:17:59.416	
11 -	31.680	20.954	52.634	82.61	0.580	13:18:52.050	
12 -	31.959	21.723	53.682	81.00	1.628	13:19:45.732	

BMCRC - MRO Championships 2024 - Rnd 7 @ Brands Hatch Indy

Reactive Parts MRO Powerbikes inc Clubman 1000 & MRO Retro 1000

RACE 9 - SECTOR ANALYSIS



SECTOR 1 = FL to I1, SECTOR 2 = I1 to FL, DIFF = Difference To Personal Best Lap, P = Crossed Finish Line in Pit Lane, D = Time Disallowed

P19 152		Barry MANTELL		Kawaskai ZX10R - Swedish car connection		
IDEAL LAP TIME : 52.037		BEST LAP TIME : 52.281		DIFFERENCE : 0.244		
LAP	SECTOR 1	SECTOR 2	LAP TIME	MPH	DIFF	TIME OF DAY
1 -		21.511	1:00.669	71.67	8.388	13:10:05.407
2 -	31.946	21.117	53.063	81.95	0.782	13:10:58.470
3 -	31.138	21.143	52.281 (1)	83.17		13:11:50.751
4 -	31.426	20.899	52.325 (2)	83.10	0.044	13:12:43.076
5 -	31.298	21.037	52.335 (3)	83.09	0.054	13:13:35.411
6 -	31.304	21.285	52.589	82.69	0.308	13:14:28.000
7 -	31.553	21.208	52.761	82.42	0.480	13:15:20.761
8 -	31.622	20.927	52.549	82.75	0.268	13:16:13.310
9 -	31.662	20.999	52.661	82.57	0.380	13:17:05.971
10 -	31.731	21.166	52.897	82.20	0.616	13:17:58.868
11 -	31.487	21.303	52.790	82.37	0.509	13:18:51.658
12 -	32.194	22.428	54.622	79.61	2.341	13:19:46.280

P20 274 C		Stewart LATIMER		Suzuki GSXR1000 RR - Fat Bloke Racing RR		
IDEAL LAP TIME : 53.504		BEST LAP TIME : 53.752		DIFFERENCE : 0.248		
LAP	SECTOR 1	SECTOR 2	LAP TIME	MPH	DIFF	TIME OF DAY
1 -		21.637	1:01.972	70.17	8.220	13:10:06.710
2 -	32.754	21.446	54.200	80.23	0.448	13:11:00.910
3 -	33.362	21.321	54.683	79.52	0.931	13:11:55.593
4 -	32.667	21.966	54.633	79.59	0.881	13:12:50.226
5 -	33.211	21.644	54.855	79.27	1.103	13:13:45.081
6 -	32.426	21.326	53.752 (1)	80.90		13:14:38.833
7 -	32.931	21.517	54.448	79.86	0.696	13:15:33.281
8 -	32.762	21.397	54.159 (3)	80.29	0.407	13:16:27.440
9 -	33.330	21.311	54.641	79.58	0.889	13:17:22.081
10 -	32.838	21.361	54.199	80.23	0.447	13:18:16.280
11 -	32.930	21.078	54.008 (2)	80.51	0.256	13:19:10.288

P21 66		Stephen HARVEY		Kawasaki ZX10 -		
IDEAL LAP TIME : 53.698		BEST LAP TIME : 53.846		DIFFERENCE : 0.148		
LAP	SECTOR 1	SECTOR 2	LAP TIME	MPH	DIFF	TIME OF DAY
1 -		22.038	1:03.139	68.87	9.293	13:10:07.877
2 -	33.453	21.719	55.172	78.81	1.326	13:11:03.049
3 -	33.003	21.846	54.849	79.28	1.003	13:11:57.898
4 -	32.605	21.522	54.127	80.34	0.281	13:12:52.025
5 -	32.583	21.538	54.121 (3)	80.34	0.275	13:13:46.146
6 -	32.597	21.416	54.013 (2)	80.51	0.167	13:14:40.159
7 -	32.338	21.508	53.846 (1)	80.76		13:15:34.005
8 -	32.282	21.888	54.170	80.27	0.324	13:16:28.175
9 -	32.807	21.779	54.586	79.66	0.740	13:17:22.761
10 -	32.448	22.046	54.494	79.79	0.648	13:18:17.255
11 -	32.924	21.659	54.583	79.66	0.737	13:19:11.838

BMCRC - MRO Championships 2024 - Rnd 7 @ Brands Hatch Indy

Reactive Parts MRO Powerbikes inc Clubman 1000 & MRO Retro 1000

RACE 9 - BEST SECTORS

SECTOR 1			SECTOR 2			IDEAL / BEST COMPARISON						
POS	NO	NAME	TIME	NO	NAME	TIME	POS	NO	NAME	IDEAL	BEST	DIFF
									PERFECT LAP	48.204		
1	26	WAINWRIGHT	28.823	26	WAINWRIGHT	19.381	1	26	WAINWRIGHT	48.204	48.224	0.020
2	5	SMITH	28.879	5	SMITH	19.424	2	5	SMITH	48.303	48.303	0.000
3	65	BAKER	29.172	173	DRAPER	19.468	3	65	BAKER	48.673	48.673	0.000
4	88	HALLIDAY	29.232	65	BAKER	19.501	4	173	DRAPER	48.754	48.918	0.164
5	173	DRAPER	29.286	188	KRAWIECKI	19.524	5	88	HALLIDAY	48.776	48.953	0.177
6	80	CREASEY	29.355	88	HALLIDAY	19.544	6	188	KRAWIECKI	48.965	49.004	0.039
7	188	KRAWIECKI	29.441	80	CREASEY	19.633	7	80	CREASEY	48.988	49.019	0.031
8	83	SIGGS	29.603	83	SIGGS	19.713	8	83	SIGGS	49.316	49.316	0.000
9	78	THOMAS	29.707	7	BENSTED	19.814	9	78	THOMAS	49.569	49.687	0.118
10	7	BENSTED	29.812	78	THOMAS	19.862	10	7	BENSTED	49.626	49.626	0.000
11	19	DONOVAN	30.033	123	VINCER	20.124	11	19	DONOVAN	50.307	50.307	0.000
12	85	WOOD	30.134	19	DONOVAN	20.274	12	85	WOOD	50.412	50.494	0.082
13	123	VINCER	30.312	85	WOOD	20.278	13	123	VINCER	50.436	50.543	0.107
14	46	GATES	30.772	84	DELLOW	20.319	14	84	DELLOW	51.110	51.447	0.337
15	84	DELLOW	30.791	46	GATES	20.416	15	46	GATES	51.188	51.487	0.299
16	23	PAES	30.871	23	PAES	20.418	16	23	PAES	51.289	51.510	0.221
17	152	MANTELL	31.138	333	HOUGHTON	20.592	17	333	HOUGHTON	51.742	51.784	0.042
18	333	HOUGHTON	31.150	13	MERCER	20.656	18	13	MERCER	51.844	52.054	0.210
19	13	MERCER	31.188	152	MANTELL	20.899	19	152	MANTELL	52.037	52.281	0.244
20	66	HARVEY	32.282	274	LATIMER	21.078	20	274	LATIMER	53.504	53.752	0.248
21	274	LATIMER	32.426	66	HARVEY	21.416	21	66	HARVEY	53.698	53.846	0.148

BMCRC - MRO Championships 2024 - Rnd 7 @ Brands Hatch Indy

Reactive Parts MRO Powerbikes inc Clubman 1000 & MRO Retro 1000

RACE 9 - STATISTICS

Competitors Started 21
Planned Start 2024-09-22 @ 13:39:00.000
Actual Start 2024-09-22 @ 13:09:04.737
Finish Time 2024-09-22 @ 13:18:53.130
Track Length 1.2079mi.
Total Laps 250
Total Distance Covered 301.9863mi.

Session Fastest Lap History

NO	CL	NAME	LAP TIME	TIME OF DAY	LAP	VEHICLE
5	Ret_N	Kieran SMITH	49.170	13:10:48.244	2	Suzuki GSXR 1000 K1
26		Josh WAINWRIGHT	48.502	13:10:48.552	2	Honda CBR1000
26		Josh WAINWRIGHT	48.252	13:13:13.949	5	Honda CBR1000
26		Josh WAINWRIGHT	48.224	13:15:38.859	8	Honda CBR1000

Session Leader History

NO	CL	NAME	FROM LAP	LAPS LED	DISTANCE	VEHICLE
5	Ret_N	Kieran SMITH	1	3	3.62 miles	Suzuki GSXR 1000 K1
26		Josh WAINWRIGHT	4	9	10.87 miles	Honda CBR1000

Flag History

TYPE	TIME OF DAY
GREEN	13:09:04.737
FINISH	13:18:53.130

Flag Statistics

TYPE	COUNT	TOTAL LAPS	TOTAL TIME
Green	1	12	10:50.172
Red	0	0	0.000
Safety Car	0	0	0.000
FCY	0	0	0.000

BMCRC - MRO Championships 2024 - Rnd 7 @ Brands Hatch Indy

Reactive Parts MRO Powerbikes inc Clubman 1000 & MRO Retro 1000

RACE 9 - STATISTICS

CLASS :

10 Starters

Fastest Lap History

NO	NAME	LAP TIME	TIME OF DAY	LAP	VEHICLE
26	Josh WAINWRIGHT	48.502	13:10:48.552	2	Honda CBR1000
26	Josh WAINWRIGHT	48.252	13:13:13.949	5	Honda CBR1000
26	Josh WAINWRIGHT	48.224	13:15:38.859	8	Honda CBR1000

Leader History

NO	NAME	FROM LAP	LAPS LED	DISTANCE	VEHICLE
26	Josh WAINWRIGHT	1	12	14.49 miles	Honda CBR1000

BMCRC - MRO Championships 2024 - Rnd 7 @ Brands Hatch Indy

Reactive Parts MRO Powerbikes inc Clubman 1000 & MRO Retro 1000

RACE 9 - STATISTICS

CLASS : C

7 Starters

Fastest Lap History

NO	NAME	LAP TIME	TIME OF DAY	LAP	VEHICLE
80	Morgan CREASEY	49.810	13:10:49.711	2	Honda FIREBLADE
80	Morgan CREASEY	49.619	13:11:39.330	3	Honda FIREBLADE
80	Morgan CREASEY	49.133	13:13:18.105	5	Honda FIREBLADE
80	Morgan CREASEY	49.019	13:14:07.124	6	Honda FIREBLADE

Leader History

NO	NAME	FROM LAP	LAPS LED	DISTANCE	VEHICLE
80	Morgan CREASEY	1	12	14.49 miles	Honda FIREBLADE

BMCRC - MRO Championships 2024 - Rnd 7 @ Brands Hatch Indy

Reactive Parts MRO Powerbikes inc Clubman 1000 & MRO Retro 1000

RACE 9 - STATISTICS

CLASS : Ret_C

3 Starters

Fastest Lap History

NO	NAME	LAP TIME	TIME OF DAY	LAP	VEHICLE
78	Jamie THOMAS	50.057	13:10:52.432	2	Suzuki GSXR 1000
78	Jamie THOMAS	49.687	13:11:42.119	3	Suzuki GSXR 1000

Leader History

NO	NAME	FROM LAP	LAPS LED	DISTANCE	VEHICLE
78	Jamie THOMAS	1	12	14.49 miles	Suzuki GSXR 1000

BMCRC - MRO Championships 2024 - Rnd 7 @ Brands Hatch Indy

Reactive Parts MRO Powerbikes inc Clubman 1000 & MRO Retro 1000

RACE 9 - STATISTICS

CLASS : Ret_N

1 Starters

Fastest Lap History

NO	NAME	LAP TIME	TIME OF DAY	LAP	VEHICLE
5	Kieran SMITH	49.170	13:10:48.244	2	Suzuki GSXR 1000 K1
5	Kieran SMITH	48.923	13:11:37.167	3	Suzuki GSXR 1000 K1
5	Kieran SMITH	48.918	13:12:26.085	4	Suzuki GSXR 1000 K1
5	Kieran SMITH	48.393	13:13:14.478	5	Suzuki GSXR 1000 K1
5	Kieran SMITH	48.303	13:14:51.364	7	Suzuki GSXR 1000 K1

Leader History

NO	NAME	FROM LAP	LAPS LED	DISTANCE	VEHICLE
5	Kieran SMITH	1	12	14.49 miles	Suzuki GSXR 1000 K1



BMCRC - MRO Championships 2024 - Rnd 7 @ Brands Hatch Indy

Reactive Parts MRO Powerbikes inc Clubman 1000 & MRO Retro 1000

RACE 19 - GRID (12 Laps)

ROW 10	29	555 Tony DRISCOLL	28	185 Ben WOOD		
ROW 9	27	40 Malcolm BATE	26	169 Cory SMITH	25	34 Richard HEWITT
ROW 8	24	17 Jordan KILLWORTH	23	9 Matt WETHERELL	22	48 Aaron COLLINS
ROW 7	21	53.846 66 Stephen HARVEY	20	53.752 274 Stewart LATIMER	19	52.281 152 Barry MANTELL
ROW 6	18	52.054 13 Daniel MERCER	17	51.784 333 Andrew HOUGHTON	16	51.510 23 Jason PAES
ROW 5	15	51.487 46 Simon GATES	14	51.447 84 Martyn DELLOW	13	50.543 123 James VINCER
ROW 4	12	50.494 85 Clinton WOOD	11	50.307 19 Tyler DONOVAN	10	49.687 78 Jamie THOMAS
ROW 3	9	49.626 7 Thomas BENSTED	8	49.316 83 Jason SIGGS	7	49.019 80 Morgan CREASEY
ROW 2	6	49.004 188 Dawid KRAWIECKI	5	48.953 88 Scott HALLIDAY	4	48.918 173 Stephen DRAPER
ROW 1	3	48.673 65 Peter BAKER	2	48.303 5 Kieran SMITH	1	48.224 26 Josh WAINWRIGHT
Pole						

These results are provisional until the conclusion of any judicial and technical matters.

Brands Hatch Indy: 1.2079 miles

Clerk Of Course:	Stewards:	Timekeeper: Richard Evans	
------------------	-----------	---------------------------	--

Results can be found at www.tsl-timing.com

Printed - 13:24 Sunday, 22 September 2024





BMCRC - MRO Championships 2024 - Rnd 7 @ Brands Hatch Indy

Reactive Parts MRO Powerbikes inc Clubman 1000 & MRO Retro 1000

RACE 19 - CLASSIFICATION

Race Distance: 12 Laps / 14.49 miles

POS	NO	CL	PIC	NAME	ENTRY	LAPS	TIME	GAP	DIFF	MPH	BEST	ON	GRD	↑↓
1	5	Ret_N	1	Kieran SMITH	Suzuki GSXR 1000 K1 -	12	9:50.438			88.38	48.289	4	2	1
2	88		1	Scott HALLIDAY	Suzuki GSXR 1000 - Performance fitness gym	12	9:52.725	2.287	2.287	88.03	48.606	4	5	3
3	26		2	Josh WAINWRIGHT	Honda CBR1000 - JW MOT Centre	12	9:52.750	2.312	0.025	88.03	48.462	7	1	-2
4	80	C	1	Morgan CREASEY	Honda FIREBLADE - Warics Ltd	12	9:56.447	6.009	3.697	87.49	48.922	4	7	3
5	65		3	Peter BAKER	Kawasaki ZX10R - T.J & Peter Baker M/C. Dodfrey engineerir	12	9:56.482	6.044	0.035	87.48	48.665	4	3	-2
6	188		4	Dawid KRAWIECKI	Yamaha R1 - Code Blue LTD & D A East Electrical	12	9:57.791	7.353	1.309	87.29	48.736	7	6	0
7	7		5	Thomas BENSTED	Yamaha R1 - Significant Debt Racing	12	10:02.925	12.487	5.134	86.55	49.290	4	9	2
8	85	C	2	Clinton WOOD	- CLINTON WOOD	12	10:13.452	23.014	10.527	85.06	49.995	3	12	4
9	19	Ret_C	1	Tyler DONOVAN	- Tinder Corp	12	10:20.783	30.345	7.331	84.06	50.823	5	11	2
10	123	C	3	James VINCER	Suzuki GSXR R - John Butcher Bros	12	10:21.422	30.984	0.639	83.97	50.463	7	13	3
11	84	C	4	Martyn DELLOW	Suzuki GSXR1000 - Kirdford Shotblasting	12	10:22.218	31.780	0.796	83.86	50.749	12	14	3
12	46	C	5	Simon GATES	Yamaha YZF R1 - T.A Roden LTD / Canine Plus Hydro	12	10:22.817	32.379	0.599	83.78	50.879	8	15	3
13	333		6	Andrew HOUGHTON	BMW S1000RR - Techoir	12	10:35.392	44.954	12.575	82.12	51.938	12	17	4
14	152		7	Barry MANTELL	Kawasaki ZX10R - Swedish car connection	12	10:38.697	48.259	3.305	81.70	52.118	3	19	5
15	13	Ret_C	2	Daniel MERCER	Honda CBR1000RR - Merc&Co Racing, Apex2Apex promotio	11	9:55.933	1 Lap	1 Lap	80.26	52.363	3	18	3
16	274	C	6	Stewart LATIMER	Suzuki GSXR1000 RR - Fat Bloke Racing RR	11	10:06.664	1 Lap	10.731	78.84	54.106	8	20	4
17	66		8	Stephen HARVEY	Kawasaki ZX10 -	11	10:17.051	1 Lap	10.387	77.52	54.949	6	21	4

NOT CLASSIFIED

DNF	23	C		Jason PAES	Aprilia RSV4 - J&R Electrical Ltd	2	1:54.831	10 Laps	9 Laps	75.73	54.187	2	16	
DNF	78	Ret_C		Jamie THOMAS	Suzuki GSXR 1000 - Team RubyRacing	0							10	

FASTEST LAP

5	Ret_N			Kieran SMITH	Suzuki GSXR 1000 K1 -	4	48.289			90.05 mph			144.92 kph	
26				Josh WAINWRIGHT	Honda CBR1000 - JW MOT Centre	7	48.462			89.73 mph			144.41 kph	
80	C			Morgan CREASEY	Honda FIREBLADE - Warics Ltd	4	48.922			88.88 mph			143.05 kph	
19	Ret_C			Tyler DONOVAN	- Tinder Corp	5	50.823			85.56 mph			137.70 kph	

Comments:

Class Ret_N - 92.5% of Race Speed = 81.75 mph

Class C - 92.5% of Race Speed = 81.42 mph

Class Ret_C - 92.5% of Race Speed = 80.92 mph

Class Ret_C - 92.5% of Race Speed = 77.75 mph

Weather / Track : Cloudy / Dry

These results are provisional until the conclusion of any judicial and technical matters.

Date: 22/09/2024 Start: 16:34 Finish: 16:44

Brands Hatch Indy: 1.2079 miles

Clerk Of Course:	Stewards:	Timekeeper: Richard Evans	
------------------	-----------	---------------------------	--

Results can be found at www.tsl-timing.com

Printed - 16:45 Sunday, 22 September 2024



BMCRC - MRO Championships 2024 - Rnd 7 @ Brands Hatch Indy

Reactive Parts MRO Powerbikes inc Clubman 1000 & MRO Retro 1000

RACE 19 - LAP CHART

LAP 1 @ 16:35:13.940

NO	BEHIND	LAP TIME
80		54.290
5	0.094	54.384
88	0.189	54.479
188	0.402	54.692
26	0.704	54.994
65	1.092	55.382
7	1.318	55.608
84	3.174	57.464
85	3.305	57.595
123	3.869	58.159
19	4.106	58.396
46	4.505	58.795
152	5.381	59.671
333	5.706	59.996
13	5.858	1:00.148
23	6.354	1:00.644
274	7.191	1:01.481
66	7.898	1:02.188

LAP 2 @ 16:36:03.301

NO	BEHIND	LAP TIME
5		49.267
80	0.300	49.661
88	0.511	49.683
188	1.117	50.076
26	1.150	49.807
65	1.434	49.703
7	1.835	49.878
85	4.836	50.892
84	5.437	51.624
19	6.189	51.444
123	6.365	51.857
46	6.913	51.769
152	8.352	52.332
333	9.040	52.695
13	10.481	53.984
23	11.180	54.187
274	12.745	54.915
66	14.351	55.814

LAP 3 @ 16:36:52.242

NO	BEHIND	LAP TIME
5		48.941
88	0.292	48.722
80	0.708	49.349
26	0.910	48.701
188	1.587	49.411
65	1.755	49.262
7	2.616	49.722
85	5.890	49.995
84	8.049	51.553
19	8.339	51.091
123	8.611	51.187
46	9.228	51.256
152	11.529	52.118
333	12.361	52.262
13	13.903	52.363
274	18.556	54.752
66	21.403	55.993

LAP 4 @ 16:37:40.531

NO	BEHIND	LAP TIME
5		48.289
88	0.609	48.606
80	1.341	48.922
26	1.579	48.958
65	2.131	48.665
188	2.585	49.287
7	3.617	49.290
85	8.170	50.569
19	11.050	51.000
84	11.311	51.551
123	11.509	51.187
46	12.040	51.101
152	15.479	52.239
333	16.037	51.965
13	18.377	52.763
274	24.840	54.573
66	28.324	55.210

LAP 5 @ 16:38:28.936

NO	BEHIND	LAP TIME
5		48.405
88	1.073	48.869
80	1.944	49.008
26	2.114	48.940
65	2.514	48.788
188	3.368	49.188
7	4.636	49.424
85	10.296	50.531
19	13.468	50.823
84	14.045	51.139
123	14.093	50.989
46	14.687	51.052
152	19.785	52.711
333	19.875	52.243
13	22.884	52.912
274	30.604	54.169
66	34.929	55.010

LAP 6 @ 16:39:17.404

NO	BEHIND	LAP TIME
5		48.468
88	1.413	48.808
26	2.760	49.114
80	2.851	49.375
65	3.149	49.103
188	4.138	49.238
7	5.661	49.493
85	12.376	50.548
19	15.932	50.932
84	16.796	51.219
123	16.949	51.324
46	17.398	51.179
333	23.966	52.559
152	24.877	53.560
13	27.238	52.822
274	36.651	54.515
66	41.410	54.949

LAP 7 @ 16:40:06.087

NO	BEHIND	LAP TIME
5		48.683

LAP 8 @ 16:40:54.460

NO	BEHIND	LAP TIME
5		48.373
88	1.848	48.720
26	2.642	48.476
65	4.329	49.043
80	4.392	49.554
188	5.102	49.284
7	7.593	49.398
85	16.494	50.801
19	21.068	51.122
123	21.275	50.919
84	22.010	50.873
46	22.406	50.879
333	31.170	52.191
152	33.118	52.550
13	37.672	54.017
274	48.157	54.106

LAP 9 @ 16:41:43.387

NO	BEHIND	LAP TIME
5		48.927
88	1.763	48.842
26	2.501	48.786
65	4.774	49.372
80	4.878	49.413
188	5.332	49.157
66	1 Lap	55.221
7	8.344	49.678
85	18.274	50.707
19	23.205	51.064
123	23.864	51.516
84	24.270	51.187
46	24.648	51.169
333	34.965	52.722
152	36.791	52.600
13	42.780	54.035

LAP 10 @ 16:42:32.131

NO	BEHIND	LAP TIME
5		48.744
88	1.780	48.761
26	2.303	48.546
274	1 Lap	54.286
65	4.964	48.934
80	5.383	49.249
188	5.885	49.297

LAP 11 @ 16:43:20.865

NO	BEHIND	LAP TIME
5		48.734
88	2.118	49.072
26	2.151	48.582
65	5.740	49.510
80	5.922	49.273
188	6.825	49.674
7	10.952	50.223
274	1 Lap	54.981
66	1 Lap	55.889
85	21.552	50.227
19	28.157	51.357
123	29.017	51.170
84	30.254	51.522
46	30.701	51.786
333	42.239	52.131
152	44.574	52.699

LAP 12 @ 16:44:10.088

NO	BEHIND	LAP TIME
5		49.223
88	2.287	49.392
26	2.312	49.384
13	1 Lap	54.756
80	6.009	49.310
65	6.044	49.527
188	7.353	49.751
7	12.487	50.758
274	1 Lap	54.430
85	23.014	50.685
66	1 Lap	56.413
19	30.345	51.411
123	30.984	51.190
84	31.780	50.749
46	32.379	50.901
333	44.954	51.938
152	48.259	52.908

Weather / Track : Cloudy / Dry

Results can be found at www.tsl-timing.com

Brands Hatch Indy: 1.2079 miles
Date: 22/09/2024 Start: 16:34 Finish: 16:44

Printed - 16:47 Sunday, 22 September 2024

BMCRC - MRO Championships 2024 - Rnd 7 @ Brands Hatch Indy

Reactive Parts MRO Powerbikes inc Clubman 1000 & MRO Retro 1000

RACE 19 - POSITION CHART

No	Name	Lap Pos	1	2	3	4	5	6	7	8	9	10	11	12
			26	WAINWRIGHT	1	80	5	5	5	5	5	5	5	5
5	SMITH	2	5	80	88	88	88	88	88	88	88	88	88	88
65	BAKER	3	88	88	80	80	80	26	26	26	26	26	26	26
88	HALLIDAY	4	188	188	26	26	26	80	80	65	65	65	65	80
188	KRAWIECKI	5	26	26	188	65	65	65	65	80	80	80	80	65
80	CREASEY	6	65	65	65	188	188	188	188	188	188	188	188	188
7	BENSTED	7	7	7	7	7	7	7	7	7	7	7	7	7
78	THOMAS	8	84	85	85	85	85	85	85	85	85	85	85	85
19	DONOVAN	9	85	84	84	19	19	19	19	19	19	19	19	19
85	WOOD	10	123	19	19	84	84	84	123	123	123	123	123	123
123	VINCER	11	19	123	123	123	123	123	84	84	84	84	84	84
84	DELLOW	12	46	46	46	46	46	46	46	46	46	46	46	46
46	GATES	13	152	152	152	152	152	333	333	333	333	333	333	333
23	PAES	14	333	333	333	333	333	152	152	152	152	152	152	152
333	HOUGHTON	15	13	13	13	13	13	13	13	13	13	13	13	13
13	MERCER	16	23	23	274	274	274	274	274	274	274	274	274	274
152	MANTELL	17	274	274	66	66	66	66	66	66	66	66	66	66
274	LATIMER	18	66	66										
66	HARVEY	19												

BMCRC - MRO Championships 2024 - Rnd 7 @ Brands Hatch Indy

Reactive Parts MRO Powerbikes inc Clubman 1000 & MRO Retro 1000

RACE 19 - SECTOR ANALYSIS



SECTOR 1 = FL to I1, SECTOR 2 = I1 to FL, DIFF = Difference To Personal Best Lap, P = Crossed Finish Line in Pit Lane, D = Time Disallowed

P1		5 Ret_N	Kieran SMITH	Suzuki GSXR 1000 K1 -		
IDEAL LAP TIME : 48.195		BEST LAP TIME : 48.289		DIFFERENCE : 0.094		
LAP	SECTOR 1	SECTOR 2	LAP TIME	MPH	DIFF	TIME OF DAY
1 -		19.847	54.384	79.95	6.095	16:35:14.034
2 -	29.501	19.766	49.267	88.26	0.978	16:36:03.301
3 -	29.360	19.581	48.941	88.85	0.652	16:36:52.242
4 -	28.925	19.364	48.289 (1)	90.05		16:37:40.531
5 -	28.884	19.521	48.405 (3)	89.83	0.116	16:38:28.936
6 -	28.831	19.637	48.468	89.72	0.179	16:39:17.404
7 -	29.077	19.606	48.683	89.32	0.394	16:40:06.087
8 -	28.938	19.435	48.373 (2)	89.89	0.084	16:40:54.460
9 -	29.412	19.515	48.927	88.87	0.638	16:41:43.387
10 -	29.271	19.473	48.744	89.21	0.455	16:42:32.131
11 -	29.185	19.549	48.734	89.23	0.445	16:43:20.865
12 -	29.464	19.759	49.223	88.34	0.934	16:44:10.088

P2		88	Scott HALLIDAY	Suzuki GSXR 1000 - Performance fitness gym		
IDEAL LAP TIME : 48.545		BEST LAP TIME : 48.606		DIFFERENCE : 0.061		
LAP	SECTOR 1	SECTOR 2	LAP TIME	MPH	DIFF	TIME OF DAY
1 -		19.803	54.479	79.82	5.873	16:35:14.129
2 -	29.809	19.874	49.683	87.52	1.077	16:36:03.812
3 -	29.168	19.554	48.722 (3)	89.25	0.116	16:36:52.534
4 -	29.051	19.555	48.606 (1)	89.46		16:37:41.140
5 -	29.375	19.494	48.869	88.98	0.263	16:38:30.009
6 -	29.166	19.642	48.808	89.09	0.202	16:39:18.817
7 -	29.196	19.575	48.771	89.16	0.165	16:40:07.588
8 -	29.124	19.596	48.720 (2)	89.25	0.114	16:40:56.308
9 -	29.261	19.581	48.842	89.03	0.236	16:41:45.150
10 -	29.136	19.625	48.761	89.18	0.155	16:42:33.911
11 -	29.212	19.860	49.072	88.61	0.466	16:43:22.983
12 -	29.559	19.833	49.392	88.04	0.786	16:44:12.375

P3		26	Josh WAINWRIGHT	Honda CBR1000 - JW MOT Centre		
IDEAL LAP TIME : 48.415		BEST LAP TIME : 48.462		DIFFERENCE : 0.047		
LAP	SECTOR 1	SECTOR 2	LAP TIME	MPH	DIFF	TIME OF DAY
1 -		19.731	54.994	79.07	6.532	16:35:14.644
2 -	29.779	20.028	49.807	87.30	1.345	16:36:04.451
3 -	29.120	19.581	48.701	89.29	0.239	16:36:53.152
4 -	29.418	19.540	48.958	88.82	0.496	16:37:42.110
5 -	29.344	19.596	48.940	88.85	0.478	16:38:31.050
6 -	29.466	19.648	49.114	88.54	0.652	16:39:20.164
7 -	29.016	19.446	48.462 (1)	89.73		16:40:08.626
8 -	29.077	19.399	48.476 (2)	89.70	0.014	16:40:57.102
9 -	29.381	19.405	48.786	89.13	0.324	16:41:45.888
10 -	29.146	19.400	48.546 (3)	89.57	0.084	16:42:34.434
11 -	29.028	19.554	48.582	89.51	0.120	16:43:23.016
12 -	29.824	19.560	49.384	88.05	0.922	16:44:12.400

BMCRC - MRO Championships 2024 - Rnd 7 @ Brands Hatch Indy

Reactive Parts MRO Powerbikes inc Clubman 1000 & MRO Retro 1000

RACE 19 - SECTOR ANALYSIS



SECTOR 1 = FL to I1, SECTOR 2 = I1 to FL, DIFF = Difference To Personal Best Lap, P = Crossed Finish Line in Pit Lane, D = Time Disallowed

P4 80 C		Morgan CREASEY		Honda FIREBLADE - Warics Ltd			
IDEAL LAP TIME : 48.894		BEST LAP TIME : 48.922		DIFFERENCE : 0.028			
LAP	SECTOR 1	SECTOR 2	LAP TIME	MPH	DIFF	TIME OF DAY	
1 -		19.985	54.290	80.09	5.368	16:35:13.940	
2 -	29.756	19.905	49.661	87.56	0.739	16:36:03.601	
3 -	29.582	19.767	49.349	88.11	0.427	16:36:52.950	
4 -	29.392	19.530	48.922 (1)	88.88		16:37:41.872	
5 -	29.415	19.593	49.008 (2)	88.73	0.086	16:38:30.880	
6 -	29.498	19.877	49.375	88.07	0.453	16:39:20.255	
7 -	29.521	19.522	49.043 (3)	88.66	0.121	16:40:09.298	
8 -	29.674	19.880	49.554	87.75	0.632	16:40:58.852	
9 -	29.372	20.041	49.413	88.00	0.491	16:41:48.265	
10 -	29.589	19.660	49.249	88.29	0.327	16:42:37.514	
11 -	29.665	19.608	49.273	88.25	0.351	16:43:26.787	
12 -	29.486	19.824	49.310	88.18	0.388	16:44:16.097	

P5 65		Peter BAKER		Kawasaki ZX10R - TJ & Peter Baker M/C. Dodfrey engineering			
IDEAL LAP TIME : 48.665		BEST LAP TIME : 48.665		DIFFERENCE : 0.000			
LAP	SECTOR 1	SECTOR 2	LAP TIME	MPH	DIFF	TIME OF DAY	
1 -		19.723	55.382	78.51	6.717	16:35:15.032	
2 -	29.995	19.708	49.703	87.49	1.038	16:36:04.735	
3 -	29.736	19.526	49.262	88.27	0.597	16:36:53.997	
4 -	29.146	19.519	48.665 (1)	89.35		16:37:42.662	
5 -	29.264	19.524	48.788 (2)	89.13	0.123	16:38:31.450	
6 -	29.416	19.687	49.103	88.56	0.438	16:39:20.553	
7 -	29.634	19.559	49.193	88.39	0.528	16:40:09.746	
8 -	29.519	19.524	49.043	88.66	0.378	16:40:58.789	
9 -	29.394	19.978	49.372	88.07	0.707	16:41:48.161	
10 -	29.251	19.683	48.934 (3)	88.86	0.269	16:42:37.095	
11 -	29.673	19.837	49.510	87.83	0.845	16:43:26.605	
12 -	29.694	19.833	49.527	87.80	0.862	16:44:16.132	

P6 188		Dawid KRAWIECKI		Yamaha R1 - Code Blue LTD & D A East Electrical			
IDEAL LAP TIME : 48.736		BEST LAP TIME : 48.736		DIFFERENCE : 0.000			
LAP	SECTOR 1	SECTOR 2	LAP TIME	MPH	DIFF	TIME OF DAY	
1 -		19.684	54.692	79.50	5.956	16:35:14.342	
2 -	29.930	20.146	50.076	86.84	1.340	16:36:04.418	
3 -	29.430	19.981	49.411	88.00	0.675	16:36:53.829	
4 -	29.539	19.748	49.287	88.23	0.551	16:37:43.116	
5 -	29.276	19.912	49.188 (3)	88.40	0.452	16:38:32.304	
6 -	29.429	19.809	49.238	88.31	0.502	16:39:21.542	
7 -	29.129	19.607	48.736 (1)	89.22		16:40:10.278	
8 -	29.494	19.790	49.284	88.23	0.548	16:40:59.562	
9 -	29.259	19.898	49.157 (2)	88.46	0.421	16:41:48.719	
10 -	29.459	19.838	49.297	88.21	0.561	16:42:38.016	
11 -	29.589	20.085	49.674	87.54	0.938	16:43:27.690	
12 -	29.596	20.155	49.751	87.40	1.015	16:44:17.441	

BMCRC - MRO Championships 2024 - Rnd 7 @ Brands Hatch Indy

Reactive Parts MRO Powerbikes inc Clubman 1000 & MRO Retro 1000

RACE 19 - SECTOR ANALYSIS



SECTOR 1 = FL to I1, SECTOR 2 = I1 to FL, DIFF = Difference To Personal Best Lap, P = Crossed Finish Line in Pit Lane, D = Time Disallowed

P7		7		Thomas BENSTED		Yamaha R1 - Significant Debt Racing	
IDEAL LAP TIME : 49.153		BEST LAP TIME : 49.290		DIFFERENCE : 0.137			
LAP	SECTOR 1	SECTOR 2	LAP TIME	MPH	DIFF	TIME OF DAY	
1 -		19.753	55.608	78.19	6.318	16:35:15.258	
2 -	30.010	19.868	49.878	87.18	0.588	16:36:05.136	
3 -	29.909	19.813	49.722	87.45	0.432	16:36:54.858	
4 -	29.558	19.732	49.290 (1)	88.22		16:37:44.148	
5 -	29.722	19.702	49.424 (3)	87.98	0.134	16:38:33.572	
6 -	29.828	19.665	49.493	87.86	0.203	16:39:23.065	
7 -	29.778	19.812	49.590	87.69	0.300	16:40:12.655	
8 -	29.803	19.595	49.398 (2)	88.03	0.108	16:41:02.053	
9 -	29.996	19.682	49.678	87.53	0.388	16:41:51.731	
10 -	30.108	19.755	49.863	87.21	0.573	16:42:41.594	
11 -	30.079	20.144	50.223	86.58	0.933	16:43:31.817	
12 -	30.639	20.119	50.758	85.67	1.468	16:44:22.575	

P8		85 C		Clinton WOOD		- CLINTON WOOD	
IDEAL LAP TIME : 49.995		BEST LAP TIME : 49.995		DIFFERENCE : 0.000			
LAP	SECTOR 1	SECTOR 2	LAP TIME	MPH	DIFF	TIME OF DAY	
1 -		20.595	57.595	75.50	7.600	16:35:17.245	
2 -	30.552	20.340	50.892	85.44	0.897	16:36:08.137	
3 -	29.793	20.202	49.995 (1)	86.98		16:36:58.132	
4 -	30.289	20.280	50.569	85.99	0.574	16:37:48.701	
5 -	30.199	20.332	50.531	86.05	0.536	16:38:39.232	
6 -	30.150	20.398	50.548	86.02	0.553	16:39:29.780	
7 -	30.067	20.306	50.373 (3)	86.32	0.378	16:40:20.153	
8 -	30.310	20.491	50.801	85.60	0.806	16:41:10.954	
9 -	30.404	20.303	50.707	85.75	0.712	16:42:01.661	
10 -	30.143	20.386	50.529	86.06	0.534	16:42:52.190	
11 -	30.021	20.206	50.227 (2)	86.57	0.232	16:43:42.417	
12 -	30.208	20.477	50.685	85.79	0.690	16:44:33.102	

P9		19 Ret_C		Tyler DONOVAN		- Tinder Corp	
IDEAL LAP TIME : 50.788		BEST LAP TIME : 50.823		DIFFERENCE : 0.035			
LAP	SECTOR 1	SECTOR 2	LAP TIME	MPH	DIFF	TIME OF DAY	
1 -		20.849	58.396	74.46	7.573	16:35:18.046	
2 -	30.847	20.597	51.444	84.53	0.621	16:36:09.490	
3 -	30.516	20.575	51.091	85.11	0.268	16:37:00.581	
4 -	30.472	20.528	51.000 (3)	85.26	0.177	16:37:51.581	
5 -	30.375	20.448	50.823 (1)	85.56		16:38:42.404	
6 -	30.340	20.592	50.932 (2)	85.38	0.109	16:39:33.336	
7 -	30.467	20.603	51.070	85.14	0.247	16:40:24.406	
8 -	30.506	20.616	51.122	85.06	0.299	16:41:15.528	
9 -	30.447	20.617	51.064	85.15	0.241	16:42:06.592	
10 -	30.519	20.554	51.073	85.14	0.250	16:42:57.665	
11 -	30.672	20.685	51.357	84.67	0.534	16:43:49.022	
12 -	30.773	20.638	51.411	84.58	0.588	16:44:40.433	

BMCRC - MRO Championships 2024 - Rnd 7 @ Brands Hatch Indy

Reactive Parts MRO Powerbikes inc Clubman 1000 & MRO Retro 1000

RACE 19 - SECTOR ANALYSIS



SECTOR 1 = FL to I1, SECTOR 2 = I1 to FL, DIFF = Difference To Personal Best Lap, P = Crossed Finish Line in Pit Lane, D = Time Disallowed

P10 123 C		James VINCER		Suzuki GSXR R - John Butcher Bros			
IDEAL LAP TIME : 50.463		BEST LAP TIME : 50.463		DIFFERENCE : 0.000			
LAP	SECTOR 1	SECTOR 2	LAP TIME	MPH	DIFF	TIME OF DAY	
1 -		20.976	58.159	74.76	7.696	16:35:17.809	
2 -	31.284	20.573	51.857	83.85	1.394	16:36:09.666	
3 -	30.872	20.315	51.187	84.95	0.724	16:37:00.853	
4 -	30.786	20.401	51.187	84.95	0.724	16:37:52.040	
5 -	30.881	20.108	50.989 (3)	85.28	0.526	16:38:43.029	
6 -	30.965	20.359	51.324	84.72	0.861	16:39:34.353	
7 -	30.441	20.022	50.463 (1)	86.17		16:40:24.816	
8 -	30.604	20.315	50.919 (2)	85.40	0.456	16:41:15.735	
9 -	30.947	20.569	51.516	84.41	1.053	16:42:07.251	
10 -	31.118	20.343	51.461	84.50	0.998	16:42:58.712	
11 -	30.730	20.440	51.170	84.98	0.707	16:43:49.882	
12 -	30.976	20.214	51.190	84.95	0.727	16:44:41.072	

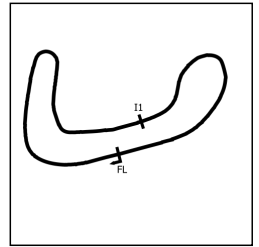
P11 84 C		Martyn DELLOW		Suzuki GSXR1000 - Kirdford Shotblasting			
IDEAL LAP TIME : 50.749		BEST LAP TIME : 50.749		DIFFERENCE : 0.000			
LAP	SECTOR 1	SECTOR 2	LAP TIME	MPH	DIFF	TIME OF DAY	
1 -		21.258	57.464	75.67	6.715	16:35:17.114	
2 -	30.936	20.688	51.624	84.23	0.875	16:36:08.738	
3 -	30.853	20.700	51.553	84.35	0.804	16:37:00.291	
4 -	31.025	20.526	51.551	84.35	0.802	16:37:51.842	
5 -	30.717	20.422	51.139 (3)	85.03	0.390	16:38:42.981	
6 -	30.668	20.551	51.219	84.90	0.470	16:39:34.200	
7 -	31.020	20.377	51.397	84.60	0.648	16:40:25.597	
8 -	30.558	20.315	50.873 (2)	85.47	0.124	16:41:16.470	
9 -	30.746	20.441	51.187	84.95	0.438	16:42:07.657	
10 -	31.206	20.734	51.940	83.72	1.191	16:42:59.597	
11 -	30.957	20.565	51.522	84.40	0.773	16:43:51.119	
12 -	30.450	20.299	50.749 (1)	85.68		16:44:41.868	

P12 46 C		Simon GATES		Yamaha YZF R1 - T.A Roden LTD / Canine Plus Hydro			
IDEAL LAP TIME : 50.629		BEST LAP TIME : 50.879		DIFFERENCE : 0.250			
LAP	SECTOR 1	SECTOR 2	LAP TIME	MPH	DIFF	TIME OF DAY	
1 -		21.136	58.795	73.96	7.916	16:35:18.445	
2 -	30.928	20.841	51.769	84.00	0.890	16:36:10.214	
3 -	30.714	20.542	51.256	84.84	0.377	16:37:01.470	
4 -	30.559	20.542	51.101	85.09	0.222	16:37:52.571	
5 -	30.571	20.481	51.052 (3)	85.17	0.173	16:38:43.623	
6 -	30.762	20.417	51.179	84.96	0.300	16:39:34.802	
7 -	30.740	20.445	51.185	84.95	0.306	16:40:25.987	
8 -	30.550	20.329	50.879 (1)	85.46		16:41:16.866	
9 -	31.021	20.148	51.169	84.98	0.290	16:42:08.035	
10 -	31.047	20.698	51.745	84.03	0.866	16:42:59.780	
11 -	30.990	20.796	51.786	83.97	0.907	16:43:51.566	
12 -	30.481	20.420	50.901 (2)	85.43	0.022	16:44:42.467	

BMCRC - MRO Championships 2024 - Rnd 7 @ Brands Hatch Indy

Reactive Parts MRO Powerbikes inc Clubman 1000 & MRO Retro 1000

RACE 19 - SECTOR ANALYSIS



SECTOR 1 = FL to I1, SECTOR 2 = I1 to FL, DIFF = Difference To Personal Best Lap, P = Crossed Finish Line in Pit Lane, D = Time Disallowed

P13 333		Andrew HOUGHTON		BMW S1000RR - Techoir			
IDEAL LAP TIME : 51.924		BEST LAP TIME : 51.938		DIFFERENCE : 0.014			
LAP	SECTOR 1	SECTOR 2	LAP TIME	MPH	DIFF	TIME OF DAY	
1 -		21.315	59.996	72.48	8.058	16:35:19.646	
2 -	31.712	20.983	52.695	82.52	0.757	16:36:12.341	
3 -	31.463	20.799	52.262	83.20	0.324	16:37:04.603	
4 -	31.235	20.730	51.965 (2)	83.68	0.027	16:37:56.568	
5 -	31.352	20.891	52.243	83.23	0.305	16:38:48.811	
6 -	31.753	20.806	52.559	82.73	0.621	16:39:41.370	
7 -	31.228	20.841	52.069 (3)	83.51	0.131	16:40:33.439	
8 -	31.359	20.832	52.191	83.32	0.253	16:41:25.630	
9 -	31.811	20.911	52.722	82.48	0.784	16:42:18.352	
10 -	31.720	20.901	52.621	82.64	0.683	16:43:10.973	
11 -	31.424	20.707	52.131	83.41	0.193	16:44:03.104	
12 -	31.242	20.696	51.938 (1)	83.72		16:44:55.042	

P14 152		Barry MANTELL		Kawaskai ZX10R - Swedish car connection			
IDEAL LAP TIME : 51.907		BEST LAP TIME : 52.118		DIFFERENCE : 0.211			
LAP	SECTOR 1	SECTOR 2	LAP TIME	MPH	DIFF	TIME OF DAY	
1 -		21.409	59.671	72.87	7.553	16:35:19.321	
2 -	31.253	21.079	52.332 (3)	83.09	0.214	16:36:11.653	
3 -	30.902	21.216	52.118 (1)	83.43		16:37:03.771	
4 -	31.195	21.044	52.239 (2)	83.24	0.121	16:37:56.010	
5 -	31.487	21.224	52.711	82.49	0.593	16:38:48.721	
6 -	32.368	21.192	53.560	81.19	1.442	16:39:42.281	
7 -	31.524	21.223	52.747	82.44	0.629	16:40:35.028	
8 -	31.523	21.027	52.550	82.75	0.432	16:41:27.578	
9 -	31.142	21.458	52.600	82.67	0.482	16:42:20.178	
10 -	31.557	21.005	52.562	82.73	0.444	16:43:12.740	
11 -	31.467	21.232	52.699	82.51	0.581	16:44:05.439	
12 -	31.638	21.270	52.908	82.19	0.790	16:44:58.347	

P15 13 Ret_C		Daniel MERCER		Honda CBR1000RR - Merc&Co Racing, Apex2Apex promotions.			
IDEAL LAP TIME : 52.359		BEST LAP TIME : 52.363		DIFFERENCE : 0.004			
LAP	SECTOR 1	SECTOR 2	LAP TIME	MPH	DIFF	TIME OF DAY	
1 -		22.208	1:00.148	72.29	7.785	16:35:19.798	
2 -	32.375	21.609	53.984	80.55	1.621	16:36:13.782	
3 -	31.478	20.885	52.363 (1)	83.04		16:37:06.145	
4 -	31.474	21.289	52.763 (2)	82.41	0.400	16:37:58.908	
5 -	31.712	21.200	52.912	82.18	0.549	16:38:51.820	
6 -	31.641	21.181	52.822 (3)	82.32	0.459	16:39:44.642	
7 -	32.015	21.458	53.473	81.32	1.110	16:40:38.115	
8 -	32.230	21.787	54.017	80.50	1.654	16:41:32.132	
9 -	32.133	21.902	54.035	80.47	1.672	16:42:26.167	
10 -	32.618	22.042	54.660	79.55	2.297	16:43:20.827	
11 -	32.818	21.938	54.756	79.41	2.393	16:44:15.583	

P16 274 C		Stewart LATIMER		Suzuki GSXR1000 RR - Fat Bloke Racing RR			
IDEAL LAP TIME : 53.781		BEST LAP TIME : 54.106		DIFFERENCE : 0.325			
LAP	SECTOR 1	SECTOR 2	LAP TIME	MPH	DIFF	TIME OF DAY	
1 -		21.800	1:01.481	70.72	7.375	16:35:21.131	
2 -	33.206	21.709	54.915	79.18	0.809	16:36:16.046	
3 -	33.011	21.741	54.752	79.42	0.646	16:37:10.798	
4 -	32.928	21.645	54.573	79.68	0.467	16:38:05.371	
5 -	32.561	21.608	54.169 (2)	80.27	0.063	16:38:59.540	
6 -	32.684	21.831	54.515	79.76	0.409	16:39:54.055	
7 -	32.682	21.774	54.456	79.85	0.350	16:40:48.511	
8 -	32.495	21.611	54.106 (1)	80.37		16:41:42.617	
9 -	32.844	21.442	54.286 (3)	80.10	0.180	16:42:36.903	
10 -	33.301	21.680	54.981	79.09	0.875	16:43:31.884	
11 -	33.144	21.286	54.430	79.89	0.324	16:44:26.314	

BMCRC - MRO Championships 2024 - Rnd 7 @ Brands Hatch Indy

Reactive Parts MRO Powerbikes inc Clubman 1000 & MRO Retro 1000

RACE 19 - SECTOR ANALYSIS



SECTOR 1 = FL to I1, SECTOR 2 = I1 to FL, DIFF = Difference To Personal Best Lap, P = Crossed Finish Line in Pit Lane, D = Time Disallowed

P17 66		Stephen HARVEY		Kawasaki ZX10 -		
IDEAL LAP TIME : 54.676		BEST LAP TIME : 54.949		DIFFERENCE : 0.273		
LAP	SECTOR 1	SECTOR 2	LAP TIME	MPH	DIFF	TIME OF DAY
1 -		21.770	1:02.188	69.92	7.239	16:35:21.838
2 -	33.359	22.455	55.814	77.91	0.865	16:36:17.652
3 -	33.633	22.360	55.993	77.66	1.044	16:37:13.645
4 -	33.028	22.182	55.210	78.76	0.261	16:38:08.855
5 -	33.077	21.933	55.010 (3)	79.05	0.061	16:39:03.865
6 -	32.906	22.043	54.949 (1)	79.13		16:39:58.814
7 -	33.137	21.848	54.985 (2)	79.08	0.036	16:40:53.799
8 -	33.133	22.088	55.221	78.74	0.272	16:41:49.020
9 -	33.278	22.101	55.379	78.52	0.430	16:42:44.399
10 -	33.491	22.398	55.889	77.80	0.940	16:43:40.288
11 -	33.787	22.626	56.413	77.08	1.464	16:44:36.701

P18 23 C		Jason PAES		Aprilia RSV4 - J&R Electrical Ltd		
IDEAL LAP TIME : 54.019		BEST LAP TIME : 54.187		DIFFERENCE : 0.168		
LAP	SECTOR 1	SECTOR 2	LAP TIME	MPH	DIFF	TIME OF DAY
1 -		21.610	1:00.644	71.70	6.457	16:35:20.294
2 -	32.777	21.410	54.187 (1)	80.25		16:36:14.481

BMCRC - MRO Championships 2024 - Rnd 7 @ Brands Hatch Indy

Reactive Parts MRO Powerbikes inc Clubman 1000 & MRO Retro 1000

RACE 19 - BEST SECTORS

SECTOR 1			SECTOR 2			IDEAL / BEST COMPARISON						
POS	NO	NAME	TIME	NO	NAME	TIME	POS	NO	NAME	IDEAL	BEST	DIFF
									PERFECT LAP	48.195		
1	5	SMITH	28.831	5	SMITH	19.364	1	5	SMITH	48.195	48.289	0.094
2	26	WAINWRIGHT	29.016	26	WAINWRIGHT	19.399	2	26	WAINWRIGHT	48.415	48.462	0.047
3	88	HALLIDAY	29.051	88	HALLIDAY	19.494	3	88	HALLIDAY	48.545	48.606	0.061
4	188	KRAWIECKI	29.129	65	BAKER	19.519	4	65	BAKER	48.665	48.665	0.000
5	65	BAKER	29.146	80	CREASEY	19.522	5	188	KRAWIECKI	48.736	48.736	0.000
6	80	CREASEY	29.372	7	BENSTED	19.595	6	80	CREASEY	48.894	48.922	0.028
7	7	BENSTED	29.558	188	KRAWIECKI	19.607	7	7	BENSTED	49.153	49.290	0.137
8	85	WOOD	29.793	123	VINCER	20.022	8	85	WOOD	49.995	49.995	0.000
9	19	DONOVAN	30.340	46	GATES	20.148	9	123	VINCER	50.463	50.463	0.000
10	123	VINCER	30.441	85	WOOD	20.202	10	46	GATES	50.629	50.879	0.250
11	84	DELLOW	30.450	84	DELLOW	20.299	11	84	DELLOW	50.749	50.749	0.000
12	46	GATES	30.481	19	DONOVAN	20.448	12	19	DONOVAN	50.788	50.823	0.035
13	152	MANTELL	30.902	333	HOUGHTON	20.696	13	152	MANTELL	51.907	52.118	0.211
14	333	HOUGHTON	31.228	13	MERCER	20.885	14	333	HOUGHTON	51.924	51.938	0.014
15	13	MERCER	31.474	152	MANTELL	21.005	15	13	MERCER	52.359	52.363	0.004
16	274	LATIMER	32.495	274	LATIMER	21.286	16	274	LATIMER	53.781	54.106	0.325
17	23	PAES	32.609	23	PAES	21.410	17	23	PAES	54.019	54.187	0.168
18	66	HARVEY	32.906	66	HARVEY	21.770	18	66	HARVEY	54.676	54.949	0.273
19												

BMCRC - MRO Championships 2024 - Rnd 7 @ Brands Hatch Indy

Reactive Parts MRO Powerbikes inc Clubman 1000 & MRO Retro 1000

RACE 19 - STATISTICS

Competitors Started 19
Planned Start 2024-09-22 @ 16:39:00.000
Actual Start 2024-09-22 @ 16:34:19.649
Finish Time 2024-09-22 @ 16:44:10.087
Track Length 1.2079mi.
Total Laps 203
Total Distance Covered 245.2129mi.

Session Fastest Lap History

NO	CL	NAME	LAP TIME	TIME OF DAY	LAP	VEHICLE
5	Ret_N	Kieran SMITH	49.267	16:36:03.301	2	Suzuki GSXR 1000 K1
5	Ret_N	Kieran SMITH	48.941	16:36:52.242	3	Suzuki GSXR 1000 K1
88		Scott HALLIDAY	48.722	16:36:52.534	3	Suzuki GSXR 1000
26		Josh WAINWRIGHT	48.701	16:36:53.152	3	Honda CBR1000
5	Ret_N	Kieran SMITH	48.289	16:37:40.531	4	Suzuki GSXR 1000 K1

Session Leader History

NO	CL	NAME	FROM LAP	LAPS LED	DISTANCE	VEHICLE
80	C	Morgan CREASEY	1	1	1.20 miles	Honda FIREBLADE
5	Ret_N	Kieran SMITH	2	11	13.28 miles	Suzuki GSXR 1000 K1

Flag History

TYPE	TIME OF DAY
GREEN	16:34:19.649
FINISH	16:44:10.087

Flag Statistics

TYPE	COUNT	TOTAL LAPS	TOTAL TIME
Green	1	12	10:47.355
Red	0	0	0.000
Safety Car	0	0	0.000
FCY	0	0	0.000

BMCRC - MRO Championships 2024 - Rnd 7 @ Brands Hatch Indy

Reactive Parts MRO Powerbikes inc Clubman 1000 & MRO Retro 1000

RACE 19 - STATISTICS

CLASS :

8 Starters

Fastest Lap History

NO	NAME	LAP TIME	TIME OF DAY	LAP	VEHICLE
88	Scott HALLIDAY	49.683	16:36:03.812	2	Suzuki GSXR 1000
88	Scott HALLIDAY	48.722	16:36:52.534	3	Suzuki GSXR 1000
26	Josh WAINWRIGHT	48.701	16:36:53.152	3	Honda CBR1000
88	Scott HALLIDAY	48.606	16:37:41.140	4	Suzuki GSXR 1000
26	Josh WAINWRIGHT	48.462	16:40:08.626	7	Honda CBR1000

Leader History

NO	NAME	FROM LAP	LAPS LED	DISTANCE	VEHICLE
88	Scott HALLIDAY	1	12	14.49 miles	Suzuki GSXR 1000

BMCRC - MRO Championships 2024 - Rnd 7 @ Brands Hatch Indy

Reactive Parts MRO Powerbikes inc Clubman 1000 & MRO Retro 1000

RACE 19 - STATISTICS

CLASS : C

7 Starters

Fastest Lap History

NO	NAME	LAP TIME	TIME OF DAY	LAP	VEHICLE
80	Morgan CREASEY	49.661	16:36:03.601	2	Honda FIREBLADE
80	Morgan CREASEY	49.349	16:36:52.950	3	Honda FIREBLADE
80	Morgan CREASEY	48.922	16:37:41.872	4	Honda FIREBLADE

Leader History

NO	NAME	FROM LAP	LAPS LED	DISTANCE	VEHICLE
80	Morgan CREASEY	1	12	14.49 miles	Honda FIREBLADE

BMCRC - MRO Championships 2024 - Rnd 7 @ Brands Hatch Indy

Reactive Parts MRO Powerbikes inc Clubman 1000 & MRO Retro 1000

RACE 19 - STATISTICS

CLASS : Ret_C

3 Starters

Fastest Lap History

NO	NAME	LAP TIME	TIME OF DAY	LAP	VEHICLE
19	Tyler DONOVAN	51.444	16:36:09.490	2	
19	Tyler DONOVAN	51.091	16:37:00.581	3	
19	Tyler DONOVAN	51.000	16:37:51.581	4	
19	Tyler DONOVAN	50.823	16:38:42.404	5	

Leader History

NO	NAME	FROM LAP	LAPS LED	DISTANCE	VEHICLE
19	Tyler DONOVAN	1	12	14.49 miles	

BMCRC - MRO Championships 2024 - Rnd 7 @ Brands Hatch Indy

Reactive Parts MRO Powerbikes inc Clubman 1000 & MRO Retro 1000

RACE 19 - STATISTICS

CLASS : Ret_N

1 Starters

Fastest Lap History

NO	NAME	LAP TIME	TIME OF DAY	LAP	VEHICLE
5	Kieran SMITH	49.267	16:36:03.301	2	Suzuki GSXR 1000 K1
5	Kieran SMITH	48.941	16:36:52.242	3	Suzuki GSXR 1000 K1
5	Kieran SMITH	48.289	16:37:40.531	4	Suzuki GSXR 1000 K1

Leader History

NO	NAME	FROM LAP	LAPS LED	DISTANCE	VEHICLE
5	Kieran SMITH	1	12	14.49 miles	Suzuki GSXR 1000 K1



BMCRC FORMULA 400



BMCRC FORMULA 400 / GP ORIGINALS



BMCRC-MRO Championships - Round 7
Brands Hatch Indy
21st / 22nd September 2024



Timing & Results Provided by Timing Solutions Ltd

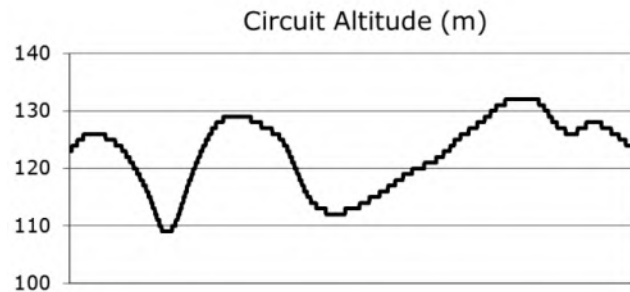
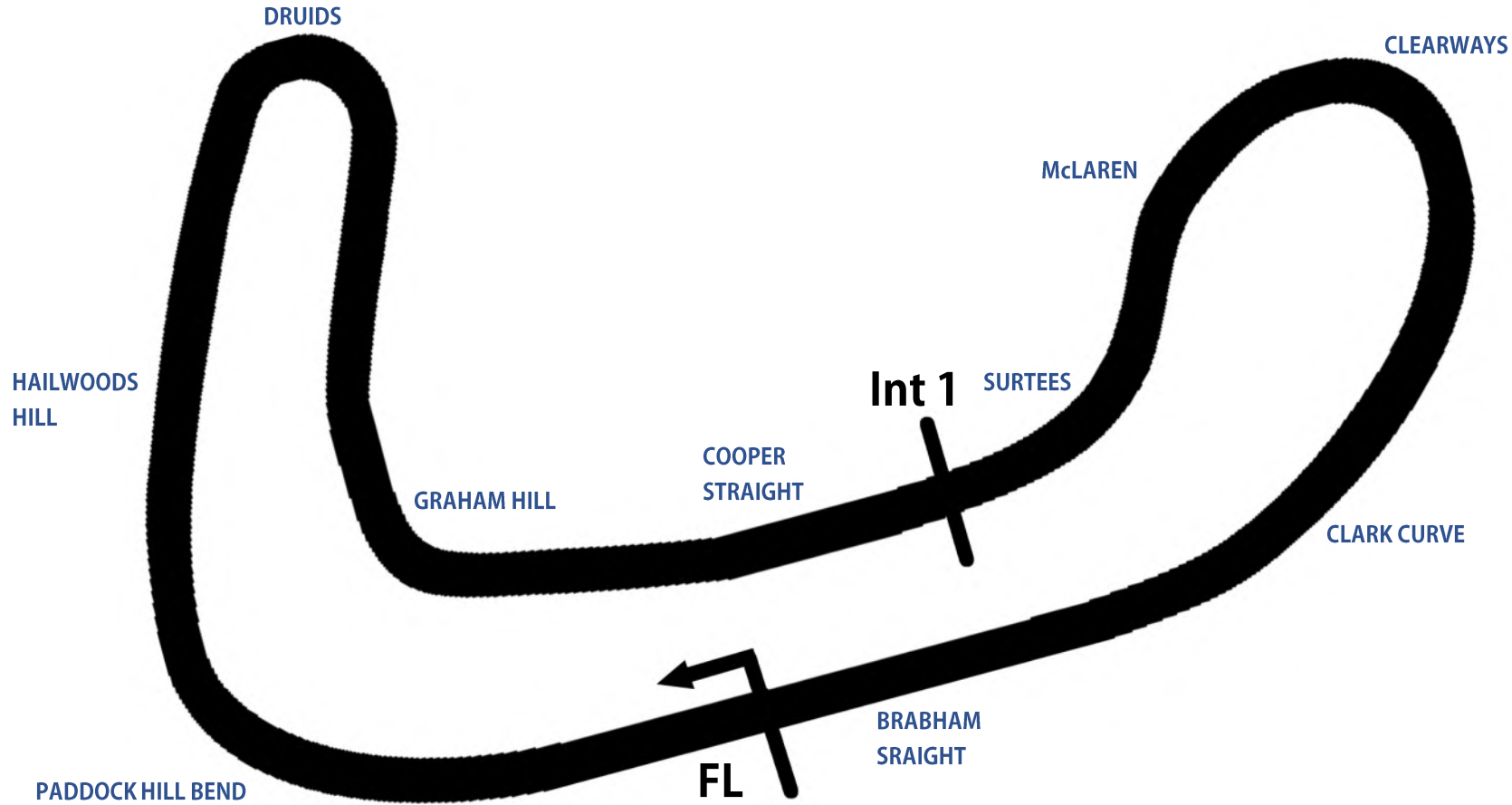
www.tsl-timing.com



BrandsHatch

Brands Hatch Indy Circuit

Fawkham, Longfield, Kent, UK



Length	1.2079 miles 1.944 km 1944.0 m		
FL		51.36032 N	0.26032 E
Int 1	1112m	51.35934 N	0.25955 E
Pit Entry	1669m	51.35911 N	0.25743 E
Pit Exit	0m after FL	51.36017 N	0.26051 E
Pit Entry - Pit Exit	251m, 18.1s @ 50kph, 15.0s @ 60kph		

BMCRC - MRO Championships 2024 - Rnd 7 @ Brands Hatch Indy

BMCRC Formula 400 & GP Originals

QUALIFYING - CLASSIFICATION



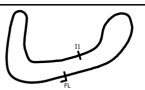
POS	NO	CL	PIC	NAME	ENTRY	TIME	ON	LAPS	GAP	DIFF	MPH
1	1	350cc	1	Phil ATKINSON	Yamaha TZ350 - ROSE MOT/Q Oil Treatments	52.457	4	10			82.89
2	15	F400	1	Nick SMITH	Kawasaki ZXR400 - Hi-Precision Engineering Ltd	52.882	3	10	0.425	0.425	82.23
3	25	F400	2	Haydon SMITH	Kawasaki ZXR400 - Shelf & Rail Co.	52.945	4	10	0.488	0.063	82.13
4	19	F400	3	Craig DANCE *	Kawasaki -	53.046	9	10	0.589	0.101	81.97
5	155	350cc	2	Roy CHAPMAN (M)	Yamaha TZ350 - self	53.080	8	10	0.623	0.034	81.92
6	16	F400	4	Aleisha LAYTON	Kawasaki NINJA 400 -	53.102	10	10	0.645	0.022	81.89
7	62	350cc	3	Josh WAINWRIGHT	Yamaha TZ350 - JW MOT Centre	53.261	4	4	0.804	0.159	81.64
8	31	350cc	4	Phil STEAD	Yamaha TZ250L - Dynojet	53.742	4	4	1.285	0.481	80.91
9	45	F400	5	Marley MACKENZIE	Kawasaki NINJA - Kirkcaldy Kawasaki, ELPM	53.826	3	11	1.369	0.084	80.79
10	2	F400	6	Andrew GILL	Kawasaki ZXR400 -	53.834	2	10	1.377	0.008	80.77
11	133	F400	7	David LINDEMANN	Kawasaki ZX4R - Giraffe Decorators	53.923	6	7	1.466	0.089	80.64
12	97	350cc	5	Andrew TAYLOR	Yamaha TZ350 - J B Taylor construction	54.360	4	4	1.903	0.437	79.99
13	38	350cc	6	Darrell HIGGINS	Yamaha TZ350 - Dennis trollope racing	54.960	8	9	2.503	0.600	79.12
14	46	350cc	7	Grant GOODINGS (M)	Yamaha TZ350 - DG Racing	54.980	8	10	2.523	0.020	79.09
15	65	F400	8	Andrew MOXON	Kawasaki ZXR 400 - Helix Homes Developments ltd	55.127	4	10	2.670	0.147	78.88
16	115	F400	9	Jake DONKERSLEY	Kawasaki ZX4RR -	55.232	4	4	2.775	0.105	78.73
17	27	250cc	1	Mark LINTON (M)	Yamaha TZ250 - Wapping Organ Company	55.495	4	10	3.038	0.263	78.36
18	26	F400_S	1	Damian LEE	Yamaha TZ250 - Leed Autos	55.550	10	10	3.093	0.055	78.28
19	12	F400_S	2	Kade WATT	Kawasaki NINJA 400 - 3D Racing	55.571	4	8	3.114	0.021	78.25
20	142	350cc	8	John BOLSOVER (M)	Gourlay Yamaha TZ350 - Dannisport Racing Leathers	55.755	10	10	3.298	0.184	77.99
21	9	F400_S	3	Kobe PERRY	Kawasaki NINJA -	55.862	9	10	3.405	0.107	77.84
22	50	250cc	2	George THOMAS	Yamaha TZ350G - Tony Dunnell	55.900	3	3	3.443	0.038	77.79
23	90	F400_S	4	Steve RAPA	Honda RVF400 (BRUCE) - My Own Fair Hands	56.071	10	10	3.614	0.171	77.55
24	42	250cc	3	Sian BROOKS	Yamaha TZ - Spyre Ltd	56.327	5	5	3.870	0.256	77.20
25	20	250cc	4	Michael GRIGSON	Yamaha TZ250L - Precision Automation	56.568	8	10	4.111	0.241	76.87
26	81	F400_R	1	Ollie SIMS	Kawasaki NINJA 400 - Motorbodies Weston ltd	56.933	2	10	4.476	0.365	76.38
27	88	350cc	9	Mark EDGE (M)	Gourlay Yamaha TZ350 - Gourlay Yamaha	57.809	8	9	5.352	0.876	75.22
28	301	350cc	10	Stuart RANKIN (M)	Maxton TZ350 -	59.530	10	10	7.073	1.721	73.04
29	57	F400_S	5	Richard BUCKHAM	Kawasaki NINJA 400 -	1:00.999	9	9	8.542	1.469	71.28
30	55	F400_S/R	1	Magnus MANSON-CHUBB	Kawasaki ZXR400L -	1:01.236	2	2	8.779	0.237	71.01
31	8	F400	10	Luis VASCONCELOS	- 2 Build Or Not To Build Ltd	1:03.820	2	8	11.363	2.584	68.13
32	59	350cc	11	Spike SHELDON (M)	Yamaha TZ350 -	1:04.596	7	7	12.139	0.776	67.32
33	174	350cc	12	Gavin HEGGS	Yamaha TZ350G - RAFMSA			1			

Weather / Track : Cloudy / Dry

Date: 21/09/2024 Start: 10:30 Finish: 00:00

These results are provisional until the conclusion of any judicial and technical matters.

Brands Hatch Indy: 1.2079 miles

Clerk Of Course:	Stewards:	Timekeeper: Richard Evans	
------------------	-----------	---------------------------	---

Results can be found at www.tsl-timing.com

Printed - 11:10 Saturday, 21 September 2024



BMCRC - MRO Championships 2024 - Rnd 7 @ Brands Hatch Indy

BMCRC Formula 400 & GP Originals

QUALIFYING - SECTOR ANALYSIS



SECTOR 1 = FL to I1, SECTOR 2 = I1 to FL, DIFF = Difference To Personal Best Lap, P = Crossed Finish Line in Pit Lane, D = Time Disallowed

P1 1		Phil ATKINSON		Yamaha TZ350 - ROSE MOT/Q Oil Treatments			
IDEAL LAP TIME : 52.225		BEST LAP TIME : 52.457		DIFFERENCE : 0.232			
LAP	SECTOR 1	SECTOR 2	LAP TIME	MPH	DIFF	TIME OF DAY	
1 -	37.340	22.975	1:00.315	72.09	7.858	10:32:11.106	
2 -	33.075	21.764	54.839	79.29	2.382	10:33:05.945	
3 -	31.834	20.949	52.783 (2)	82.38	0.326	10:33:58.728	
4 -	31.317	21.140	52.457 (1)	82.89		10:34:51.185	
5 -	34.194	21.844	56.038	77.60	3.581	10:35:47.223	
6 -	43.084	IN PIT	14:18.089	P 5.06	13:25.632	10:50:05.312	
7 -	OUTLAP	22.530	1:01.947	70.19	9.490	10:51:07.259	
8 -	34.312	22.175	56.487	76.98	4.030	10:52:03.746	
9 -	32.430	21.267	53.697 (3)	80.98	1.240	10:52:57.443	
10 -	32.435	21.442	53.877	80.71	1.420	10:53:51.320	

P2 15		Nick SMITH		Kawasaki ZXR400 - Hi-Precision Engineering Ltd			
IDEAL LAP TIME : 52.882		BEST LAP TIME : 52.882		DIFFERENCE : 0.000			
LAP	SECTOR 1	SECTOR 2	LAP TIME	MPH	DIFF	TIME OF DAY	
1 -	34.723	22.691	57.414	75.74	4.532	10:32:29.453	
2 -	33.611	23.208	56.819	76.53	3.937	10:33:26.272	
3 -	31.593	21.289	52.882 (1)	82.23		10:34:19.154	
4 -	32.603	21.564	54.167	80.28	1.285	10:35:13.321	
5 -	53.317	IN PIT	14:35.038	P 4.96	13:42.156	10:49:48.359	
6 -	OUTLAP	22.492	1:00.950	71.34	8.068	10:50:49.309	
7 -	32.193	21.619	53.812	80.81	0.930	10:51:43.121	
8 -	31.885	21.350	53.235 (2)	81.68	0.353	10:52:36.356	
9 -	32.889	21.292	54.181	80.26	1.299	10:53:30.537	
10 -	31.987	21.590	53.577 (3)	81.16	0.695	10:54:24.114	

P3 25		Haydon SMITH		Kawasaki ZXR400 - Shelf & Rail Co.			
IDEAL LAP TIME : 52.945		BEST LAP TIME : 52.945		DIFFERENCE : 0.000			
LAP	SECTOR 1	SECTOR 2	LAP TIME	MPH	DIFF	TIME OF DAY	
1 -	36.117	22.637	58.754	74.01	5.809	10:32:35.606	
2 -	33.349	23.226	56.575	76.86	3.630	10:33:32.181	
3 -	32.645	21.603	54.248 (3)	80.16	1.303	10:34:26.429	
4 -	31.870	21.075	52.945 (1)	82.13		10:35:19.374	
5 -	32.681	IN PIT	14:47.431	P 4.90	13:54.486	10:50:06.805	
6 -	OUTLAP	22.646	1:03.781	68.18	10.836	10:51:10.586	
7 -	33.209	22.322	55.531	78.30	2.586	10:52:06.117	
8 -	32.939	21.825	54.764	79.40	1.819	10:53:00.881	
9 -	34.123	21.688	55.811	77.91	2.866	10:53:56.692	
10 -	32.001	22.025	54.026 (2)	80.49	1.081	10:54:50.718	

P4 19		Craig DANCE *		Kawasaki -			
IDEAL LAP TIME : 52.809		BEST LAP TIME : 53.046		DIFFERENCE : 0.237			
LAP	SECTOR 1	SECTOR 2	LAP TIME	MPH	DIFF	TIME OF DAY	
1 -	32.952	22.892	55.844	77.87	2.798	10:32:26.371	
2 -	31.593	21.708	53.301 (3)	81.58	0.255	10:33:19.672	
3 -	33.283	22.436	55.719	78.04	2.673	10:34:15.391	
4 -	31.529	21.705	53.234 (2)	81.68	0.188	10:35:08.625	
5 -	57.415	IN PIT	14:34.722	P 4.97	13:41.676	10:49:43.347	
6 -	OUTLAP	22.774	1:00.383	72.01	7.337	10:50:43.730	
7 -	32.054	22.226	54.280	80.11	1.234	10:51:38.010	
8 -	31.592	21.734	53.326	81.54	0.280	10:52:31.336	
9 -	31.431	21.615	53.046 (1)	81.97		10:53:24.382	
10 -	32.553	22.139	54.692	79.51	1.646	10:54:19.074	

BMCRC - MRO Championships 2024 - Rnd 7 @ Brands Hatch Indy

BMCRC Formula 400 & GP Originals

QUALIFYING - SECTOR ANALYSIS



SECTOR 1 = FL to I1, SECTOR 2 = I1 to FL, DIFF = Difference To Personal Best Lap, P = Crossed Finish Line in Pit Lane, D = Time Disallowed

P5 155		Roy CHAPMAN (M)		Yamaha TZ350 - self			
IDEAL LAP TIME : 53.080		BEST LAP TIME : 53.080		DIFFERENCE : 0.000			
LAP	SECTOR 1	SECTOR 2	LAP TIME	MPH	DIFF	TIME OF DAY	
1 -	36.668	23.501	1:00.169	72.27	7.089	10:32:17.443	
2 -	35.340	23.095	58.435	74.41	5.355	10:33:15.878	
3 -	33.380	21.735	55.115	78.90	2.035	10:34:10.993	
4 -	32.461	21.514	53.975 (2)	80.56	0.895	10:35:04.968	
5 -	53.028	IN PIT	14:42.208 P	4.92	13:49.128	10:49:47.176	
6 -	OUTLAP	23.085	1:02.238	69.87	9.158	10:50:49.414	
7 -	32.912	21.978	54.890	79.22	1.810	10:51:44.304	
8 -	31.991	21.089	53.080 (1)	81.92		10:52:37.384	
9 -	32.632	22.658	55.290	78.65	2.210	10:53:32.674	
10 -	32.895	21.207	54.102 (3)	80.37	1.022	10:54:26.776	

P6 16		Aleisha LAYTON		Kawasaki NINJA 400 -			
IDEAL LAP TIME : 52.763		BEST LAP TIME : 53.102		DIFFERENCE : 0.339			
LAP	SECTOR 1	SECTOR 2	LAP TIME	MPH	DIFF	TIME OF DAY	
1 -	34.340	22.692	57.032	76.24	3.930	10:32:13.493	
2 -	34.035	22.053	56.088	77.53	2.986	10:33:09.581	
3 -	32.596	22.600	55.196	78.78	2.094	10:34:04.777	
4 -	32.853	21.872	54.725	79.46	1.623	10:34:59.502	
5 -	49.304	IN PIT	15:23.823 P	4.70	14:30.721	10:50:23.325	
6 -	OUTLAP	22.002	59.282	73.35	6.180	10:51:22.607	
7 -	33.074	21.898	54.972	79.10	1.870	10:52:17.579	
8 -	31.972	21.512	53.484 (2)	81.30	0.382	10:53:11.063	
9 -	32.172	21.413	53.585 (3)	81.15	0.483	10:54:04.648	
10 -	31.350	21.752	53.102 (1)	81.89		10:54:57.750	

P7 62		Josh WAINWRIGHT		Yamaha TZ350 - JW MOT Centre			
IDEAL LAP TIME : 53.261		BEST LAP TIME : 53.261		DIFFERENCE : 0.000			
LAP	SECTOR 1	SECTOR 2	LAP TIME	MPH	DIFF	TIME OF DAY	
1 -	36.151	24.278	1:00.429	71.96	7.168	10:32:34.148	
2 -	34.968	22.749	57.717 (3)	75.34	4.456	10:33:31.865	
3 -	32.498	21.535	54.033 (2)	80.48	0.772	10:34:25.898	
4 -	31.845	21.416	53.261 (1)	81.64		10:35:19.159	

P8 31		Phil STEAD		Yamaha TZ250L - Dynojet			
IDEAL LAP TIME : 53.742		BEST LAP TIME : 53.742		DIFFERENCE : 0.000			
LAP	SECTOR 1	SECTOR 2	LAP TIME	MPH	DIFF	TIME OF DAY	
1 -	36.539	22.573	59.112	73.56	5.370	10:32:13.112	
2 -	33.787	21.775	55.562 (3)	78.26	1.820	10:33:08.674	
3 -	32.630	21.544	54.174 (2)	80.27	0.432	10:34:02.848	
4 -	32.319	21.423	53.742 (1)	80.91		10:34:56.590	

P9 45		Marley MACKENZIE		Kawasaki NINJA - Kirkcaldy Kawasaki, ELPM			
IDEAL LAP TIME : 53.578		BEST LAP TIME : 53.826		DIFFERENCE : 0.248			
LAP	SECTOR 1	SECTOR 2	LAP TIME	MPH	DIFF	TIME OF DAY	
1 -	34.100	22.491	56.591	76.84	2.765	10:32:07.994	
2 -	32.412	21.997	54.409	79.92	0.583	10:33:02.403	
3 -	31.904	21.922	53.826 (1)	80.79		10:33:56.229	
4 -	31.882	22.373	54.255 (3)	80.15	0.429	10:34:50.484	
5 -	33.674	21.980	55.654	78.13	1.828	10:35:46.138	
6 -	45.658	IN PIT	13:55.798 P	5.20	13:01.972	10:49:41.936	
7 -	OUTLAP	23.519	1:03.701	68.26	9.875	10:50:45.637	
8 -	33.490	22.128	55.618	78.18	1.792	10:51:41.255	
9 -	32.542	21.959	54.501	79.78	0.675	10:52:35.756	
10 -	32.258	22.127	54.385	79.95	0.559	10:53:30.141	
11 -	31.656	22.310	53.966 (2)	80.58	0.140	10:54:24.107	

BMCRC - MRO Championships 2024 - Rnd 7 @ Brands Hatch Indy

BMCRC Formula 400 & GP Originals

QUALIFYING - SECTOR ANALYSIS



SECTOR 1 = FL to I1, SECTOR 2 = I1 to FL, DIFF = Difference To Personal Best Lap, P = Crossed Finish Line in Pit Lane, D = Time Disallowed

P10 2		Andrew GILL		Kawasaki ZXR400 -			
IDEAL LAP TIME : 52.832		BEST LAP TIME : 53.834		DIFFERENCE : 1.002			
LAP	SECTOR 1	SECTOR 2	LAP TIME	MPH	DIFF	TIME OF DAY	
1 -	34.008	22.146	56.154	77.44	2.320	10:32:05.678	
2 -	32.184	21.650	53.834 (1)	80.77		10:32:59.512	
3 -	31.981	22.113	54.094	80.38	0.260	10:33:53.606	
4 -	31.494	22.677	54.171	80.27	0.337	10:34:47.777	
5 -	33.179	22.112	55.291	78.64	1.457	10:35:43.068	
6 -	42.630	IN PIT	14:39.727	P 4.94	13:45.893	10:50:22.795	
7 -	OUTLAP	22.028	1:06.834	65.06	13.000	10:51:29.629	
8 -	31.906	21.941	53.847	(2) 80.75	0.013	10:52:23.476	
9 -	31.802	22.202	54.004	80.52	0.170	10:53:17.480	
10 -	32.648	21.341	53.989	(3) 80.54	0.155	10:54:11.469	

P11 133		David LINDEMANN		Kawasaki ZX4R - Giraffe Decorators			
IDEAL LAP TIME : 53.492		BEST LAP TIME : 53.923		DIFFERENCE : 0.431			
LAP	SECTOR 1	SECTOR 2	LAP TIME	MPH	DIFF	TIME OF DAY	
1 -	OUTLAP	23.156	1:00.468	71.91	6.545	10:35:42.691	
2 -	41.298	IN PIT	14:00.122	P 5.17	13:06.199	10:49:42.813	
3 -	OUTLAP	23.413	1:02.924	69.10	9.001	10:50:45.737	
4 -	33.625	22.058	55.683	78.09	1.760	10:51:41.420	
5 -	32.516	22.232	54.748	(2) 79.42	0.825	10:52:36.168	
6 -	31.976	21.947	53.923 (1)	80.64		10:53:30.091	
7 -	33.563	21.516	55.079	(3) 78.95	1.156	10:54:25.170	

P12 97		Andrew TAYLOR		Yamaha TZ350 - J B Taylor construction			
IDEAL LAP TIME : 54.232		BEST LAP TIME : 54.360		DIFFERENCE : 0.128			
LAP	SECTOR 1	SECTOR 2	LAP TIME	MPH	DIFF	TIME OF DAY	
1 -	36.645	23.385	1:00.030	72.44	5.670	10:32:17.545	
2 -	34.837	22.181	57.018	(3) 76.26	2.658	10:33:14.563	
3 -	32.947	21.549	54.496	(2) 79.79	0.136	10:34:09.059	
4 -	32.683	21.677	54.360 (1)	79.99		10:35:03.419	

P13 38		Darrell HIGGINS		Yamaha TZ350 - Dennis trollope racing			
IDEAL LAP TIME : 54.545		BEST LAP TIME : 54.960		DIFFERENCE : 0.415			
LAP	SECTOR 1	SECTOR 2	LAP TIME	MPH	DIFF	TIME OF DAY	
1 -	OUTLAP	23.284	1:03.789	68.17	8.829	10:33:35.073	
2 -	34.422	22.714	57.136	76.10	2.176	10:34:32.209	
3 -	33.353	22.279	55.632	78.16	0.672	10:35:27.841	
4 -	36.709	IN PIT	14:22.506	P 5.04	13:27.546	10:49:50.347	
5 -	OUTLAP	23.131	1:03.341	68.65	8.381	10:50:53.688	
6 -	33.188	23.088	56.276	77.27	1.316	10:51:49.964	
7 -	33.050	21.979	55.029	(2) 79.02	0.069	10:52:44.993	
8 -	33.172	21.788	54.960 (1)	79.12		10:53:39.953	
9 -	32.757	22.363	55.120	(3) 78.89	0.160	10:54:35.073	

P14 46		Grant GOODINGS (M)		Yamaha TZ350 - DG Racing			
IDEAL LAP TIME : 54.715		BEST LAP TIME : 54.980		DIFFERENCE : 0.265			
LAP	SECTOR 1	SECTOR 2	LAP TIME	MPH	DIFF	TIME OF DAY	
1 -	36.990	23.135	1:00.125	72.32	5.145	10:32:15.601	
2 -	34.335	22.583	56.918	76.40	1.938	10:33:12.519	
3 -	33.161	22.084	55.245	(3) 78.71	0.265	10:34:07.764	
4 -	33.940	22.779	56.719	76.66	1.739	10:35:04.483	
5 -	1:00.745	IN PIT	14:39.726	P 4.94	13:44.746	10:49:44.209	
6 -	OUTLAP	24.431	1:05.156	66.74	10.176	10:50:49.365	
7 -	34.429	22.539	56.968	76.33	1.988	10:51:46.333	
8 -	32.866	22.114	54.980 (1)	79.09		10:52:41.313	
9 -	33.353	21.849	55.202	(2) 78.77	0.222	10:53:36.515	
10 -	34.163	21.883	56.046	77.58	1.066	10:54:32.561	

BMCRC - MRO Championships 2024 - Rnd 7 @ Brands Hatch Indy

BMCRC Formula 400 & GP Originals

QUALIFYING - SECTOR ANALYSIS



SECTOR 1 = FL to I1, SECTOR 2 = I1 to FL, DIFF = Difference To Personal Best Lap, P = Crossed Finish Line in Pit Lane, D = Time Disallowed

P15 65		Andrew MOXON		Kawasaki ZXR 400 - Helix Homes Developments ltd			
IDEAL LAP TIME : 54.975		BEST LAP TIME : 55.127		DIFFERENCE : 0.152			
LAP	SECTOR 1	SECTOR 2	LAP TIME	MPH	DIFF	TIME OF DAY	
1 -	38.044	24.356	1:02.400	69.68	7.273	10:32:32.035	
2 -	35.564	24.248	59.812	72.70	4.685	10:33:31.847	
3 -	34.903	22.438	57.341	75.83	2.214	10:34:29.188	
4 -	32.998	22.129	55.127 (1)	78.88		10:35:24.315	
5 -	36.557	IN PIT	14:43.331	P 4.92	13:48.204	10:50:07.646	
6 -	OUTLAP	23.002	1:03.657	68.31	8.530	10:51:11.303	
7 -	33.261	22.132	55.393 (2)	78.50	0.266	10:52:06.696	
8 -	33.505	22.393	55.898	77.79	0.771	10:53:02.594	
9 -	32.883	22.542	55.425 (3)	78.45	0.298	10:53:58.019	
10 -	33.652	22.092	55.744	78.01	0.617	10:54:53.763	

P16 115		Jake DONKERSLEY		Kawasaki ZX4RR -			
IDEAL LAP TIME : 55.232		BEST LAP TIME : 55.232		DIFFERENCE : 0.000			
LAP	SECTOR 1	SECTOR 2	LAP TIME	MPH	DIFF	TIME OF DAY	
1 -	37.332	22.834	1:00.166	72.27	4.934	10:32:21.584	
2 -	33.687	23.339	57.026 (2)	76.25	1.794	10:33:18.610	
3 -	35.030	23.025	58.055 (3)	74.90	2.823	10:34:16.665	
4 -	32.669	22.563	55.232 (1)	78.73		10:35:11.897	

P17 27		Mark LINTON (M)		Yamaha TZ250 - Wapping Organ Company			
IDEAL LAP TIME : 55.444		BEST LAP TIME : 55.495		DIFFERENCE : 0.051			
LAP	SECTOR 1	SECTOR 2	LAP TIME	MPH	DIFF	TIME OF DAY	
1 -	39.201	24.393	1:03.594	68.38	8.099	10:32:30.864	
2 -	36.595	23.940	1:00.535	71.83	5.040	10:33:31.399	
3 -	34.611	22.239	56.850	76.49	1.355	10:34:28.249	
4 -	33.447	22.048	55.495 (1)	78.36		10:35:23.744	
5 -	35.526	IN PIT	14:46.324	P 4.90	13:50.829	10:50:10.068	
6 -	OUTLAP	23.355	1:05.863	66.02	10.368	10:51:15.931	
7 -	33.396	22.474	55.870 (3)	77.83	0.375	10:52:11.801	
8 -	33.459	23.756	57.215	76.00	1.720	10:53:09.016	
9 -	33.413	22.120	55.533 (2)	78.30	0.038	10:54:04.549	
10 -	34.074	22.194	56.268	77.28	0.773	10:55:00.817	

P18 26		Damian LEE		Yamaha TZR250 - Leed Autos			
IDEAL LAP TIME : 55.442		BEST LAP TIME : 55.550		DIFFERENCE : 0.108			
LAP	SECTOR 1	SECTOR 2	LAP TIME	MPH	DIFF	TIME OF DAY	
1 -	37.110	24.344	1:01.454	70.76	5.904	10:32:32.489	
2 -	36.062	23.827	59.889	72.61	4.339	10:33:32.378	
3 -	35.500	22.753	58.253	74.65	2.703	10:34:30.631	
4 -	33.507	22.640	56.147 (3)	77.45	0.597	10:35:26.778	
5 -	36.505	IN PIT	14:12.636	P 5.10	13:17.086	10:49:39.414	
6 -	OUTLAP	24.145	1:04.263	67.66	8.713	10:50:43.677	
7 -	33.822	23.129	56.951	76.35	1.401	10:51:40.628	
8 -	33.087	23.205	56.292	77.25	0.742	10:52:36.920	
9 -	33.034	22.836	55.870 (2)	77.83	0.320	10:53:32.790	
10 -	33.142	22.408	55.550 (1)	78.28		10:54:28.340	

BMCRC - MRO Championships 2024 - Rnd 7 @ Brands Hatch Indy

BMCRC Formula 400 & GP Originals

QUALIFYING - SECTOR ANALYSIS



SECTOR 1 = FL to I1, SECTOR 2 = I1 to FL, DIFF = Difference To Personal Best Lap, P = Crossed Finish Line in Pit Lane, D = Time Disallowed

P19 12		Kade WATT		Kawasaki NINJA 400 - 3D Racing			
IDEAL LAP TIME : 55.506		BEST LAP TIME : 55.571		DIFFERENCE : 0.065			
LAP	SECTOR 1	SECTOR 2	LAP TIME	MPH	DIFF	TIME OF DAY	
1 -	34.702	23.346	58.048	74.91	2.477	10:32:13.543	
2 -	34.481	23.354	57.835	75.18	2.264	10:33:11.378	
3 -	33.295	22.876	56.171 (2)	77.41	0.600	10:34:07.549	
4 -	32.875	22.696	55.571 (1)	78.25		10:35:03.120	
5 -	55.552	IN PIT	16:41.534 P	4.34	15:45.963	10:51:44.654	
6 -	OUTLAP	23.048	1:00.432	71.95	4.861	10:52:45.086	
7 -	34.450	22.631	57.081	76.18	1.510	10:53:42.167	
8 -	33.529	22.824	56.353 (3)	77.16	0.782	10:54:38.520	

P20 142		John BOLSOVER (M)		Gourlay Yamaha TZ350 - Dannisport Racing Leathers			
IDEAL LAP TIME : 55.095		BEST LAP TIME : 55.755		DIFFERENCE : 0.660			
LAP	SECTOR 1	SECTOR 2	LAP TIME	MPH	DIFF	TIME OF DAY	
1 -	38.520	24.060	1:02.580	69.48	6.825	10:32:31.129	
2 -	35.858	24.533	1:00.391	72.00	4.636	10:33:31.520	
3 -	36.752	23.656	1:00.408	71.98	4.653	10:34:31.928	
4 -	34.164	22.024	56.188 (2)	77.39	0.433	10:35:28.116	
5 -	36.815	IN PIT	14:25.712 P	5.02	13:29.957	10:49:53.828	
6 -	OUTLAP	24.228	1:04.099	67.84	8.344	10:50:57.927	
7 -	33.965	22.466	56.431	77.06	0.676	10:51:54.358	
8 -	33.071	23.511	56.582	76.85	0.827	10:52:50.940	
9 -	33.115	23.185	56.300 (3)	77.23	0.545	10:53:47.240	
10 -	33.365	22.390	55.755 (1)	77.99		10:54:42.995	

P21 9		Kobe PERRY		Kawasaki NINJA -			
IDEAL LAP TIME : 55.786		BEST LAP TIME : 55.862		DIFFERENCE : 0.076			
LAP	SECTOR 1	SECTOR 2	LAP TIME	MPH	DIFF	TIME OF DAY	
1 -	34.423	23.618	58.041	74.92	2.179	10:32:42.380	
2 -	35.672	23.508	59.180	73.48	3.318	10:33:41.560	
3 -	36.014	24.152	1:00.166	72.27	4.304	10:34:41.726	
4 -	33.893	22.777	56.670 (3)	76.73	0.808	10:35:38.396	
5 -	40.292	IN PIT	14:32.217 P	4.98	13:36.355	10:50:10.613	
6 -	OUTLAP	23.512	1:01.642	70.54	5.780	10:51:12.255	
7 -	34.765	22.988	57.753	75.29	1.891	10:52:10.008	
8 -	34.371	23.461	57.832	75.19	1.970	10:53:07.840	
9 -	33.379	22.483	55.862 (1)	77.84		10:54:03.702	
10 -	33.986	22.407	56.393 (2)	77.11	0.531	10:55:00.095	

P22 50		George THOMAS		Yamaha TZ350G - Tony Dunnell			
IDEAL LAP TIME : 55.900		BEST LAP TIME : 55.900		DIFFERENCE : 0.000			
LAP	SECTOR 1	SECTOR 2	LAP TIME	MPH	DIFF	TIME OF DAY	
1 -	OUTLAP	23.743	1:06.055	65.83	10.155	10:33:41.189	
2 -	34.966	23.019	57.985 (2)	74.99	2.085	10:34:39.174	
3 -	33.547	22.353	55.900 (1)	77.79		10:35:35.074	

P23 90		Steve RAPA		Honda RVF400 (BRUCE) - My Own Fair Hands			
IDEAL LAP TIME : 56.071		BEST LAP TIME : 56.071		DIFFERENCE : 0.000			
LAP	SECTOR 1	SECTOR 2	LAP TIME	MPH	DIFF	TIME OF DAY	
1 -	36.904	24.976	1:01.880	70.27	5.809	10:32:39.156	
2 -	34.152	22.816	56.968 (3)	76.33	0.897	10:33:36.124	
3 -	34.307	22.710	57.017	76.26	0.946	10:34:33.141	
4 -	34.543	22.437	56.980	76.31	0.909	10:35:30.121	
5 -	37.067	IN PIT	14:10.392 P	5.11	13:14.321	10:49:40.513	
6 -	OUTLAP	26.001	1:07.442	64.47	11.371	10:50:47.955	
7 -	36.159	24.871	1:01.030	71.25	4.959	10:51:48.985	
8 -	35.060	22.920	57.980	75.00	1.909	10:52:46.965	
9 -	34.016	22.516	56.532 (2)	76.92	0.461	10:53:43.497	
10 -	33.847	22.224	56.071 (1)	77.55		10:54:39.568	

BMCRC - MRO Championships 2024 - Rnd 7 @ Brands Hatch Indy

BMCRC Formula 400 & GP Originals

QUALIFYING - SECTOR ANALYSIS



SECTOR 1 = FL to I1, SECTOR 2 = I1 to FL, DIFF = Difference To Personal Best Lap, P = Crossed Finish Line in Pit Lane, D = Time Disallowed

P24 42		Sian BROOKS		Yamaha TZ - Spyre Ltd			
IDEAL LAP TIME : 56.327		BEST LAP TIME : 56.327		DIFFERENCE : 0.000			
LAP	SECTOR 1	SECTOR 2	LAP TIME	MPH	DIFF	TIME OF DAY	
1 -	OUTLAP	25.464	1:08.131	63.82	11.804	10:50:56.277	
2 -	36.501	22.884	59.385	73.22	3.058	10:51:55.662	
3 -	35.609	22.957	58.566 (3)	74.25	2.239	10:52:54.228	
4 -	35.731	22.768	58.499 (2)	74.33	2.172	10:53:52.727	
5 -	34.043	22.284	56.327 (1)	77.20		10:54:49.054	

P25 20		Michael GRIGSON		Yamaha TZ250L - Precision Automation			
IDEAL LAP TIME : 56.075		BEST LAP TIME : 56.568		DIFFERENCE : 0.493			
LAP	SECTOR 1	SECTOR 2	LAP TIME	MPH	DIFF	TIME OF DAY	
1 -	38.106	24.747	1:02.853	69.18	6.285	10:32:44.473	
2 -	36.638	23.771	1:00.409	71.98	3.841	10:33:44.882	
3 -	35.676	22.653	58.329	74.55	1.761	10:34:43.211	
4 -	34.364	22.513	56.877 (3)	76.45	0.309	10:35:40.088	
5 -	41.263	IN PIT	14:18.578 P	5.06	13:22.010	10:49:58.666	
6 -	OUTLAP	24.173	1:04.209	67.72	7.641	10:51:02.875	
7 -	34.840	23.830	58.670	74.11	2.102	10:52:01.545	
8 -	34.226	22.342	56.568 (1)	76.87		10:52:58.113	
9 -	34.927	23.171	58.098	74.84	1.530	10:53:56.211	
10 -	33.733	22.866	56.599 (2)	76.83	0.031	10:54:52.810	

P26 81		Ollie SIMS		Kawasaki NINJA 400 - Motorbodies Weston Ltd			
IDEAL LAP TIME : 55.826		BEST LAP TIME : 56.933		DIFFERENCE : 1.107			
LAP	SECTOR 1	SECTOR 2	LAP TIME	MPH	DIFF	TIME OF DAY	
1 -	36.369	23.678	1:00.047	72.42	3.114	10:32:10.970	
2 -	34.313	22.620	56.933 (1)	76.38		10:33:07.903	
3 -	34.429	23.173	57.602	75.49	0.669	10:34:05.505	
4 -	34.338	22.787	57.125 (3)	76.12	0.192	10:35:02.630	
5 -	54.119	IN PIT	14:35.674 P	4.96	13:38.741	10:49:38.304	
6 -	OUTLAP	24.739	1:06.078	65.81	9.145	10:50:44.382	
7 -	35.859	23.303	59.162	73.50	2.229	10:51:43.544	
8 -	34.257	23.009	57.266	75.93	0.333	10:52:40.810	
9 -	34.545	22.766	57.311	75.87	0.378	10:53:38.121	
10 -	33.776	23.330	57.106 (2)	76.14	0.173	10:54:35.227	

P27 88		Mark EDGE (M)		Gourlay Yamaha TZ350 - Gourlay Yamaha			
IDEAL LAP TIME : 57.672		BEST LAP TIME : 57.809		DIFFERENCE : 0.137			
LAP	SECTOR 1	SECTOR 2	LAP TIME	MPH	DIFF	TIME OF DAY	
1 -	38.653	24.750	1:03.403	68.58	5.594	10:32:54.078	
2 -	37.251	24.184	1:01.435	70.78	3.626	10:33:55.513	
3 -	35.412	23.200	58.612	74.19	0.803	10:34:54.125	
4 -	56.229	IN PIT	14:58.527 P	4.83	14:00.718	10:49:52.652	
5 -	OUTLAP	25.018	1:06.468	65.42	8.659	10:50:59.120	
6 -	38.608	24.398	1:03.006	69.01	5.197	10:52:02.126	
7 -	34.969	22.903	57.872 (2)	75.14	0.063	10:52:59.998	
8 -	35.106	22.703	57.809 (1)	75.22		10:53:57.807	
9 -	35.528	22.970	58.498 (3)	74.33	0.689	10:54:56.305	

BMCRC - MRO Championships 2024 - Rnd 7 @ Brands Hatch Indy

BMCRC Formula 400 & GP Originals

QUALIFYING - SECTOR ANALYSIS



SECTOR 1 = FL to I1, SECTOR 2 = I1 to FL, DIFF = Difference To Personal Best Lap, P = Crossed Finish Line in Pit Lane, D = Time Disallowed

P28 301		Stuart RANKIN (M)		Maxton TZ350 -			
IDEAL LAP TIME : 59.358		BEST LAP TIME : 59.530		DIFFERENCE : 0.172			
LAP	SECTOR 1	SECTOR 2	LAP TIME	MPH	DIFF	TIME OF DAY	
1 -	41.904	26.001	1:07.905	64.03	8.375	10:32:39.387	
2 -	39.368	24.932	1:04.300	67.62	4.770	10:33:43.687	
3 -	38.636	24.017	1:02.653	69.40	3.123	10:34:46.340	
4 -	38.263	24.096	1:02.359	69.73	2.829	10:35:48.699	
5 -	50.696	IN PIT	14:00.196	P 5.17	13:00.666	10:49:48.895	
6 -	OUTLAP	25.738	1:10.020	62.10	10.490	10:50:58.915	
7 -	38.750	25.115	1:03.865	68.09	4.335	10:52:02.780	
8 -	36.076	23.652	59.728	(2) 72.80	0.198	10:53:02.508	
9 -	36.641	23.584	1:00.225	(3) 72.20	0.695	10:54:02.733	
10 -	36.248	23.282	59.530	(1) 73.04		10:55:02.263	

P29 57		Richard BUCKHAM		Kawasaki NINJA 400 -			
IDEAL LAP TIME : 1:00.821		BEST LAP TIME : 1:00.999		DIFFERENCE : 0.178			
LAP	SECTOR 1	SECTOR 2	LAP TIME	MPH	DIFF	TIME OF DAY	
1 -	39.397	25.493	1:04.890	67.01	3.891	10:32:28.287	
2 -	38.720	26.296	1:05.016	66.88	4.017	10:33:33.303	
3 -	38.587	24.548	1:03.135	68.87	2.136	10:34:36.438	
4 -	36.519	24.768	1:01.287	(2) 70.95	0.288	10:35:37.725	
5 -	42.580	IN PIT	14:03.976	P 5.15	13:02.977	10:49:41.701	
6 -	OUTLAP	26.235	1:09.268	62.77	8.269	10:50:50.969	
7 -	37.166	25.545	1:02.711	(3) 69.34	1.712	10:51:53.680	
8 -		24.786	2:03.055	35.33	1:02.056	10:53:56.735	
9 -	36.273	24.726	1:00.999	(1) 71.28		10:54:57.734	

P30 55		Magnus MANSON-CHUBB		Kawasaki ZXR400L -			
IDEAL LAP TIME : 1:01.236		BEST LAP TIME : 1:01.236		DIFFERENCE : 0.000			
LAP	SECTOR 1	SECTOR 2	LAP TIME	MPH	DIFF	TIME OF DAY	
1 -	39.140	24.949	1:04.089	(2) 67.85	2.853	10:32:15.972	
2 -	36.640	24.596	1:01.236	(1) 71.01		10:33:17.208	

P31 8		Luis VASCONCELOS		- 2 Build Or Not To Build Ltd			
IDEAL LAP TIME : 1:03.001		BEST LAP TIME : 1:03.820		DIFFERENCE : 0.819			
LAP	SECTOR 1	SECTOR 2	LAP TIME	MPH	DIFF	TIME OF DAY	
1 -	42.365	27.217	1:09.582	62.49	5.762	10:32:41.061	
2 -	38.630	25.190	1:03.820	(1) 68.13		10:33:44.881	
3 -	38.268	25.916	1:04.184	(3) 67.75	0.364	10:34:49.065	
4 -	54.984	IN PIT	14:55.009	P 4.85	13:51.189	10:49:44.074	
5 -	OUTLAP	27.915	1:18.690	55.26	14.870	10:51:02.764	
6 -	39.260	25.091	1:04.351	67.57	0.531	10:52:07.115	
7 -	37.910	25.993	1:03.903	(2) 68.05	0.083	10:53:11.018	
8 -	41.419	25.295	1:06.714	65.18	2.894	10:54:17.732	

P32 59		Spike SHELDON (M)		Yamaha TZ350 -			
IDEAL LAP TIME : 1:04.596		BEST LAP TIME : 1:04.596		DIFFERENCE : 0.000			
LAP	SECTOR 1	SECTOR 2	LAP TIME	MPH	DIFF	TIME OF DAY	
1 -	OUTLAP	30.656	1:24.421	51.51	19.825	10:34:01.750	
2 -	45.406	28.833	1:14.239	58.57	9.643	10:35:15.989	
3 -	46.347	IN PIT	14:44.760	P 4.91	13:40.164	10:50:00.749	
4 -	OUTLAP	28.866	1:16.858	56.57	12.262	10:51:17.607	
5 -	41.962	27.637	1:09.599	(3) 62.48	5.003	10:52:27.206	
6 -	39.608	26.050	1:05.658	(2) 66.23	1.062	10:53:32.864	
7 -	38.638	25.958	1:04.596	(1) 67.32		10:54:37.460	

BMCRC - MRO Championships 2024 - Rnd 7 @ Brands Hatch Indy

BMCRC Formula 400 & GP Originals

QUALIFYING - SECTOR ANALYSIS



SECTOR 1 = FL to I1, SECTOR 2 = I1 to FL, DIFF = Difference To Personal Best Lap, P = Crossed Finish Line in Pit Lane, D = Time Disallowed

P33	174	Gavin HEGGS	Yamaha TZ350G - RAFMSA			
IDEAL LAP TIME : 1:11.993		BEST LAP TIME :		DIFFERENCE :		
LAP	SECTOR 1	SECTOR 2	LAP TIME	MPH	DIFF	TIME OF DAY
1 -	OUTLAP	28.844	1:18.914	55.10		10:34:42.493

BMCRC - MRO Championships 2024 - Rnd 7 @ Brands Hatch Indy

BMCRC Formula 400 & GP Originals

QUALIFYING - BEST SECTORS

SECTOR 1			SECTOR 2			IDEAL / BEST COMPARISON						
POS	NO	NAME	TIME	NO	NAME	TIME	POS	NO	NAME	IDEAL	BEST	DIFF
									PERFECT LAP	52.143		
1	19	DANCE *	31.194	1	ATKINSON	20.949	1	1	ATKINSON	52.225	52.457	0.232
2	1	ATKINSON	31.276	25	SMITH	21.075	2	16	LAYTON	52.763	53.102	0.339
3	16	LAYTON	31.350	155	CHAPMAN (M)	21.089	3	19	DANCE *	52.809	53.046	0.237
4	2	GILL	31.494	15	SMITH	21.289	4	2	GILL	52.832	53.834	1.002
5	15	SMITH	31.593	2	GILL	21.338	5	15	SMITH	52.882	52.882	0.000
6	45	MACKENZIE	31.656	16	LAYTON	21.413	6	25	SMITH	52.945	52.945	0.000
7	62	WAINWRIGHT	31.845	62	WAINWRIGHT	21.416	7	155	CHAPMAN (M)	53.080	53.080	0.000
8	25	SMITH	31.870	31	STEAD	21.423	8	62	WAINWRIGHT	53.261	53.261	0.000
9	133	LINDEMANN	31.976	133	LINDEMANN	21.516	9	133	LINDEMANN	53.492	53.923	0.431
10	155	CHAPMAN (M)	31.991	97	TAYLOR	21.549	10	45	MACKENZIE	53.578	53.826	0.248
11	31	STEAD	32.319	19	DANCE *	21.615	11	31	STEAD	53.742	53.742	0.000
12	115	DONKERSLEY	32.669	38	HIGGINS	21.788	12	97	TAYLOR	54.232	54.360	0.128
13	97	TAYLOR	32.683	46	GOODINGS (M)	21.849	13	38	HIGGINS	54.545	54.960	0.415
14	38	HIGGINS	32.757	45	MACKENZIE	21.922	14	46	GOODINGS (M)	54.715	54.980	0.265
15	46	GOODINGS (M)	32.866	142	BOLSOVER (M)	22.024	15	65	MOXON	54.975	55.127	0.152
16	12	WATT	32.875	27	LINTON (M)	22.048	16	142	BOLSOVER (M)	55.095	55.755	0.660
17	65	MOXON	32.883	65	MOXON	22.092	17	115	DONKERSLEY	55.232	55.232	0.000
18	26	LEE	33.034	90	RAPA	22.224	18	26	LEE	55.442	55.550	0.108
19	142	BOLSOVER (M)	33.071	42	BROOKS	22.284	19	27	LINTON (M)	55.444	55.495	0.051
20	81	SIMS	33.206	20	GRIGSON	22.342	20	12	WATT	55.506	55.571	0.065
21	9	PERRY	33.379	50	THOMAS	22.353	21	9	PERRY	55.786	55.862	0.076
22	27	LINTON (M)	33.396	9	PERRY	22.407	22	81	SIMS	55.826	56.933	1.107
23	50	THOMAS	33.547	26	LEE	22.408	23	50	THOMAS	55.900	55.900	0.000
24	20	GRIGSON	33.733	115	DONKERSLEY	22.563	24	90	RAPA	56.071	56.071	0.000
25	90	RAPA	33.847	81	SIMS	22.620	25	20	GRIGSON	56.075	56.568	0.493
26	42	BROOKS	34.043	12	WATT	22.631	26	42	BROOKS	56.327	56.327	0.000
27	88	EDGE (M)	34.969	88	EDGE (M)	22.703	27	88	EDGE (M)	57.672	57.809	0.137
28	301	RANKIN (M)	36.076	301	RANKIN (M)	23.282	28	301	RANKIN (M)	59.358	59.530	0.172
29	57	BUCKHAM	36.273	57	BUCKHAM	24.548	29	57	BUCKHAM	1:00.821	1:00.999	0.178
30	55	MANSON-CHUBB	36.640	55	MANSON-CHUBB	24.596	30	55	MANSON-CHUBB	1:01.236	1:01.236	0.000
31	8	VASCONCELOS	37.910	8	VASCONCELOS	25.091	31	8	VASCONCELOS	1:03.001	1:03.820	0.819
32	59	SHELDON (M)	38.638	59	SHELDON (M)	25.958	32	59	SHELDON (M)	1:04.596	1:04.596	0.000
33	174	HEGGS	44.286	174	HEGGS	27.707	33	174	HEGGS	1:11.993		

BMCRC - MRO Championships 2024 - Rnd 7 @ Brands Hatch Indy

BMCRC Formula 400 & GP Originals

QUALIFYING - STATISTICS

Competitors Started 33
Planned Start 2024-09-21 @ 10:45:00.000
Actual Start 2024-09-21 @ 10:30:39.835
Finish Time
Track Length 1.2079mi.
Total Laps 265
Total Distance Covered 320.1055mi.

Session Fastest Lap History

NO	CL	NAME	LAP TIME	TIME OF DAY	LAP	VEHICLE
2	F400	Andrew GILL	56.154	10:32:05.678	1	Kawasaki ZXR400
19	F400	Craig DANCE *	55.844	10:32:26.371	1	Kawasaki
2	F400	Andrew GILL	53.834	10:32:59.512	2	Kawasaki ZXR400
19	F400	Craig DANCE *	53.301	10:33:19.672	2	Kawasaki
1	350cc	Phil ATKINSON	52.783	10:33:58.728	3	Yamaha TZ350
1	350cc	Phil ATKINSON	52.457	10:34:51.185	4	Yamaha TZ350

Flag History

TYPE	TIME OF DAY
GREEN	10:30:39.835
RED	10:35:52.600
GREEN	10:49:33.505
RED	10:55:04.155

Flag Statistics

TYPE	COUNT	TOTAL LAPS	TOTAL TIME
Green	2	11	10:43.415
Red	2	0	14:53.687
Safety Car	0	0	0.000
FCY	0	0	0.000

BMCRC - MRO Championships 2024 - Rnd 7 @ Brands Hatch Indy

BMCRC Formula 400 & GP Originals

RACE 10 - GRID (9 Laps)



ROW 14		41	8 Luis VASCONCELOS	1:03.820	40	55 Magnus MANSON-CHUBB	1:01.236			
ROW 13		39	57 Richard BUCKHAM	1:00.999	38	81 Ollie SIMS	56.933			
					37	90 Steve RAPA	56.071			
ROW 12	36	9 Kobe PERRY	55.862	35	12 Kade WATT	55.571	34	26 Damian LEE	55.550	
ROW 11		33	115 Jake DONKERSLEY	55.232	32	65 Andrew MOXON	55.127	31	133 David LINDEMANN	53.923
ROW 10	30	2 Andrew GILL	53.834	29	45 Marley MACKENZIE	53.826	28	16 Aleisha LAYTON	53.102	
ROW 9		27	19 Craig DANCE *	53.046	26	25 Haydon SMITH	52.945	25	15 Nick SMITH	52.882
ROW 8										
ROW 7										
ROW 6					16	174 Gavin HEGGS				
ROW 5		15	59 Spike SHELDON (M)	1:04.596	14	301 Stuart RANKIN (M)	59.530	13	88 Mark EDGE (M)	57.809
ROW 4	12	20 Michael GRIGSON	56.568	11	42 Sian BROOKS	56.327	10	50 George THOMAS	55.900	
ROW 3		9	142 John BOLSOVER (M)	55.755	8	27 Mark LINTON (M)	55.495	7	46 Grant GOODINGS (M)	54.980
ROW 2	6	38 Darrell HIGGINS	54.960	5	97 Andrew TAYLOR	54.360	4	31 Phil STEAD	53.742	
ROW 1		3	62 Josh WAINWRIGHT	53.261	2	155 Roy CHAPMAN (M)	53.080	1	1 Phil ATKINSON	52.457

Pole

These results are provisional until the conclusion of any judicial and technical matters.

Brands Hatch Indy: 1.2079 miles

Clerk Of Course:	Stewards:	Timekeeper: Richard Evans	
------------------	-----------	---------------------------	--

Results can be found at www.tsl-timing.com

Printed - 11:10 Saturday, 21 September 2024



BMCRC - MRO Championships 2024 - Rnd 7 @ Brands Hatch Indy

BMCRC Formula 400 & GP Originals

RACE 10 - CLASSIFICATION - AMENDED v2

Race Distance: 9 Laps / 10.87 miles



POS	NO	CL	PIC	NAME	ENTRY	LAPS	TIME	GAP	DIFF	MPH	BEST	ON	GRD	↑↓
1	62	350cc	1	Josh WAINWRIGHT	Yamaha TZ350 - JW MOT Centre	9	8:15.056			79.05	52.983	9	3	2
2	1	350cc	2	Phil ATKINSON	Yamaha TZ350 - ROSE MOT/Q Oil Treatments	9	8:15.132	0.076	0.076	79.04	52.939	9	1	-1
3	31	350cc	3	Phil STEAD	Yamaha TZ250L - Dynojet	9	8:28.048	12.992	12.916	77.03	54.767	3	4	1
4	155	350cc	4	Roy CHAPMAN (M)	Yamaha TZ350 - self	9	8:28.447	13.391	0.399	76.97	54.848	8	2	-2
5	97	350cc	5	Andrew TAYLOR	Yamaha TZ350 - J B Taylor construction	9	8:33.169	18.113	4.722	76.26	54.976	8	5	0
6	38	350cc	6	Darrell HIGGINS	Yamaha TZ350 - Dennis trollope racing	9	8:35.479	20.423	2.310	75.92	56.047	8	6	0
7	27	250cc	1	Mark LINTON (M)	Yamaha TZ250 - Wapping Organ Company	9	8:40.167	25.111	4.688	75.24	55.405	7	8	1
8	50	250cc	2	George THOMAS	Yamaha TZ350G - Tony Dunnell	9	8:49.072	34.016	8.905	73.97	55.217	7	10	2
9	42	250cc	3	Sian BROOKS	Yamaha TZ - Spyre Ltd	9	8:50.954	35.898	1.882	73.71	57.536	9	11	2
10	133	F400	1	David LINDEMANN	Kawasaki ZX4R - Giraffe Decorators	9	8:51.902	36.846	0.948	73.58	52.989	9	23	13
11	45	F400	2	Marley MACKENZIE	Kawasaki NINJA - Kirkcaldy Kawasaki, ELPm	9	8:56.547	41.491	4.645	72.94	54.807	7	21	10
12	88	350cc	7	Mark EDGE (M)	Gourlay Yamaha TZ350 - Gourlay Yamaha	9	9:00.416	45.360	3.869	72.42	58.098	9	13	1
13	20	250cc	4	Michael GRIGSON	Yamaha TZ250L - Precision Automation	9	9:02.224	47.168	1.808	72.17	58.685	7	12	-1
14	2	F400	3	Andrew GILL	Kawasaki ZXR400 -	9	9:05.536	50.480	3.312	71.74	55.524	4	22	8
15	65	F400	4	Andrew MOXON	Kawasaki ZXR 400 - Helix Homes Developments ltd	8	8:20.112	1 Lap	1 Lap	69.56	57.307	8	24	9
16	25	F400	5	Haydon SMITH	Kawasaki ZXR400 - Shelf & Rail Co.	8	8:20.336	1 Lap	0.224	69.53	57.074	8	18	2
17	26	F400_S	1	Damian LEE	Yamaha TZR250 - Leed Autos	8	8:20.818	1 Lap	0.482	69.46	57.174	8	26	9
18	15	F400	6	Nick SMITH	Kawasaki ZXR400 - Hi-Precision Engineering Ltd	8	8:21.595	1 Lap	0.777	69.35	57.981	8	17	-1
19	55	F400_SR	1	Magnus MANSON-CHUBB	Kawasaki ZXR400L -	8	8:21.771	1 Lap	0.176	69.33	57.231	8	32	13
20	81	F400_SR	2	Ollie SIMS	Kawasaki NINJA 400 - Motorbodies Weston ltd	8	8:22.211	1 Lap	0.440	69.27	57.280	7	30	10
21	9	F400_S	2	Kobe PERRY	Kawasaki NINJA -	8	8:23.638	1 Lap	1.427	69.07	56.768	8	28	7
22	12	F400_S	3	Kade WATT	Kawasaki NINJA 400 - 3D Racing	8	8:25.480	1 Lap	1.842	68.82	57.705	7	27	5
23	16	F400	7	Aleisha LAYTON	Kawasaki NINJA 400 -	8	8:34.075	1 Lap	8.595	67.67	59.425	6	20	-3
24	59	350cc	8	Spike SHELDON (M)	Yamaha TZ350 -	8	8:50.882	1 Lap	16.807	65.53	1:02.818	7	15	-9
25	8	F400	8	Luis VASCONCELOS	- 2 Build Or Not To Build Ltd	8	9:07.263	1 Lap	16.381	63.56	1:03.107	6	33	8

NOT CLASSIFIED

DNF	46	250cc		Grant GOODINGS (M)	Yamaha TZ250 - DG Racing	8	7:43.366	1 Lap		75.07	56.061	8	7	
DNF	174	350cc		Gavin HEGGS	Yamaha TZ350G - RAFMSA	7	8:13.837	2 Laps	1 Lap	61.64	1:07.527	6	16	
DNF	90	F400_S		Steve RAPA	Honda RVF400 (BRUCE) - My Own Fair Hands	5	5:30.905	4 Laps	2 Laps	65.70	59.810	3	29	
DNF	301	350cc		Stuart RANKIN (M)	Maxton TZ350 -	3	3:06.880	6 Laps	2 Laps	69.80	1:05.018	2	14	
DNF	142	350cc		John BOLSOVER (M)	Gourlay Yamaha TZ350 - Dannisport Racing Leathers	0								9
DNF	19	F400		Craig DANCE *	Kawasaki -	0								19

NOT STARTED

NS	57	F400_S		Richard BUCKHAM	Kawasaki NINJA 400 -									31
----	----	--------	--	-----------------	----------------------	--	--	--	--	--	--	--	--	----

FASTEST LAP

1	350cc	Phil ATKINSON	Yamaha TZ350 - ROSE MOT/Q Oil Treatments	9	52.939	82.14 mph	132.19 kph
133	F400	David LINDEMANN	Kawasaki ZX4R - Giraffe Decorators	9	52.989	82.06 mph	132.07 kph
50	250cc	George THOMAS	Yamaha TZ350G - Tony Dunnell	7	55.217	78.75 mph	126.74 kph
9	F400_S	Kobe PERRY	Kawasaki NINJA -	8	56.768	76.60 mph	123.28 kph
55	F400_SR	Magnus MANSON-CHUBB	Kawasaki ZXR400L -	8	57.231	75.98 mph	122.28 kph

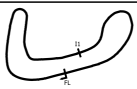
Comments:

Amended v2 - #16 Change of class.
 Amended - Correction to classes for #16 and #81.
 Class 350cc - 92.5% of Race Speed = 73.12 mph
 Class 250cc - 92.5% of Race Speed = 69.59 mph
 Class F400 - 92.5% of Race Speed = 68.06 mph
 Class F400_S - 92.5% of Race Speed = 64.25 mph
 Class F400_S/R - 92.5% of Race Speed = 64.13 mph

Weather / Track : Cloudy / Dry

These results are provisional until the conclusion of any judicial and technical matters.

Date: 21/09/2024 Start: 15:07 Finish: 15:15
 Brands Hatch Indy: 1.2079 miles

Clerk Of Course:	Stewards:	Timekeeper: Richard Evans	
------------------	-----------	---------------------------	---

BMCRC - MRO Championships 2024 - Rnd 7 @ Brands Hatch Indy

BMCRC Formula 400 & GP Originals

RACE 10 - LAP CHART

LAP 1 @ 15:08:07.353		
NO	BEHIND	LAP TIME

1		1:00.678
62	0.673	1:01.351
155	2.011	1:02.689
31	2.028	1:02.706
38	2.906	1:03.584
97	3.387	1:04.065
27	3.390	1:04.068
42	3.939	1:04.617
46	4.906	1:05.584
88	6.462	1:07.140
20	6.472	1:07.150
301	7.326	1:08.004
50	8.373	1:09.051
59	14.434	1:15.112
174	16.971	1:17.649
2	27.690	1:28.368
25	28.032	1:28.710
45	28.229	1:28.907
133	28.277	1:28.955
90	28.354	1:29.032
15	29.134	1:29.812
16	29.514	1:30.192
26	29.817	1:30.495
65	30.439	1:31.117
81	30.465	1:31.143
9	31.062	1:31.740
55	31.093	1:31.771
12	32.348	1:33.026
8	34.718	1:35.396

LAP 2 @ 15:09:02.172		
NO	BEHIND	LAP TIME

1		54.819
62	0.644	54.790
31	3.051	55.842
155	4.267	57.075
38	5.247	57.160
97	6.197	57.629
27	6.945	58.374
46	8.516	58.429
42	8.818	59.698
50	11.518	57.964
20	12.485	1:00.832
88	12.880	1:01.237
301	17.525	1:05.018
59	27.340	1:07.725
2	32.590	59.719
133	32.892	59.434
45	32.977	59.567
25	33.230	1:00.017
174	33.450	1:11.298
90	33.705	1:00.170
15	34.704	1:00.389
26	34.816	59.818
65	35.026	59.406
16	35.512	1:00.817
81	36.645	1:00.999
9	36.659	1:00.416
55	36.704	1:00.430
12	37.430	59.901
8	45.436	1:05.537

Weather / Track : Cloudy / Dry

Results can be found at www.tsl-timing.com

LAP 3 @ 15:09:56.297		
NO	BEHIND	LAP TIME

1		54.125
62	0.238	53.719
31	3.693	54.767
155	6.623	56.481
38	7.241	56.119
97	8.575	56.503
27	10.095	57.275
46	10.930	56.539
42	13.746	59.053
50	14.000	56.607
301	17.258	53.858 P
20	17.620	59.260
88	17.909	59.154
133	33.770	55.003
45	35.027	56.175
2	35.423	56.958
25	38.721	59.616
59	39.204	1:05.989
90	39.390	59.810
26	39.438	58.747
65	39.457	58.556
15	40.525	59.946
81	41.664	59.144
12	41.778	58.473
9	42.036	59.502
16	43.347	1:01.960
55	43.862	1:01.283
174	49.922	1:10.597

LAP 4 @ 15:10:51.035		
NO	BEHIND	LAP TIME

1		54.738
62	0.290	54.790
8	1 Lap	1:04.754
31	4.250	55.295
155	7.772	55.887
38	8.970	56.467
97	9.451	55.614
27	12.191	56.834
46	12.520	56.328
50	15.186	55.924
42	17.209	58.201
88	22.498	59.327
20	22.501	59.619
133	34.157	55.125
45	35.763	55.474
2	36.209	55.524
25	43.467	59.484
65	43.802	59.083
26	43.936	59.236
15	44.442	58.655
90	45.573	1:00.921
12	46.062	59.022
81	46.125	59.199
9	46.343	59.045
55	47.466	58.342
16	49.154	1:00.545
59	50.395	1:05.929

LAP 5 @ 15:11:45.316		
NO	BEHIND	LAP TIME

1		54.281
---	--	--------

62	0.177	54.168
31	6.334	56.365
155	9.623	56.132
174	1 Lap	1:09.924
38	11.051	56.362
8	1 Lap	1:04.128
97	11.230	56.060
46	15.211	56.972
27	15.529	57.619
50	17.684	56.779
42	20.734	57.806
20	27.241	59.021
88	27.514	59.297
45	36.521	55.039
2	38.290	56.362
133	39.406	59.530
25	48.102	58.916
65	48.132	58.611
15	48.452	58.291
26	48.488	58.833
12	51.262	59.481
81	51.310	59.466
55	51.352	58.167
90	52.264	1:00.972
9	52.412	1:00.350

LAP 6 @ 15:12:39.240		
NO	BEHIND	LAP TIME

1		53.924
62	0.347	54.094
16	1 Lap	59.655
59	1 Lap	1:04.833
31	8.395	55.985
155	11.113	55.414
38	13.753	56.626
97	13.914	56.608
46	18.396	57.109
27	20.025	58.420
50	20.039	56.279
8	1 Lap	1:05.306
42	25.212	58.402
174	1 Lap	1:08.910
20	32.042	58.725
88	32.184	58.594
45	37.497	54.900
133	39.500	54.018
2	41.012	56.646
25	52.275	58.097
65	52.510	58.302
26	52.627	58.063
15	52.712	58.184

LAP 7 @ 15:13:33.755		
NO	BEHIND	LAP TIME

62		54.168
55	1 Lap	57.257
81	1 Lap	57.557
1	0.429	54.944
12	1 Lap	58.736
9	1 Lap	58.426
16	1 Lap	59.425
31	10.311	56.431
155	11.551	54.953
97	15.747	56.348
38	16.060	56.822

59	1 Lap	1:03.685
46	20.225	56.344
50	20.741	55.217
27	20.915	55.405
42	28.764	58.067
8	1 Lap	1:03.107
20	36.212	58.685
88	37.007	59.338
45	37.789	54.807
133	38.052	53.067
174	1 Lap	1:07.527
2	42.821	56.324

LAP 8 @ 15:14:28.748		
NO	BEHIND	LAP TIME

62		54.993
1	0.120	54.684
65	1 Lap	57.730
25	1 Lap	58.422
15	1 Lap	58.337
26	1 Lap	58.452
55	1 Lap	57.290
81	1 Lap	57.280
12	1 Lap	57.705
9	1 Lap	57.391
16	1 Lap	1:00.389
31	11.024	55.706
155	11.406	54.848
97	15.730	54.976
38	17.114	56.047
46	21.293	56.061
50	21.630	55.882
27	21.913	55.991
59	1 Lap	1:02.818
42	31.345	57.574
133	36.840	53.781
45	38.740	55.944
8	1 Lap	1:03.894
20	40.229	59.010
88	40.245	58.231
2	45.436	57.608
174	1 Lap	1:07.932

LAP 9 @ 15:15:21.731		
NO	BEHIND	LAP TIME

62		52.983
1	0.076	52.939
65	1 Lap	57.307
25	1 Lap	57.074
26	1 Lap	57.174
15	1 Lap	57.981
55	1 Lap	57.231
81	1 Lap	57.423
9	1 Lap	56.768
12	1 Lap	59.136
31	12.992	54.951
155	13.391	54.968
97	18.113	55.366
16	1 Lap	1:01.092
38	20.423	56.292
27	25.111	56.181
50	34.016	1:05.369
59	1 Lap	1:04.791
42	35.898	57.536
133	36.846	52.989

Brands Hatch Indy: 1.2079 miles
Date: 21/09/2024 Start: 15:07 Finish: 15:15

Printed - 15:20 Saturday, 21 September 2024

BMCRC - MRO Championships 2024 - Rnd 7 @ Brands Hatch Indy

BMCRC Formula 400 & GP Originals

RACE 10 - POSITION CHART

No	Name	Lap Pos												
			1	2	3	4	5	6	7	8	9	10		
1	ATKINSON	1	1	1	1	1	1	1	62	62	62			
155	CHAPMAN (M)	2	62	62	62	62	62	62	1	1	1			
62	WAINWRIGHT	3	155	31	31	31	31	31	31	31	31			
31	STEAD	4	31	155	155	155	155	155	155	155	155			
97	TAYLOR	5	38	38	38	38	38	38	97	97	97			
38	HIGGINS	6	97	97	97	97	97	97	38	38	38			
46	GOODINGS (M)	7	27	27	27	27	46	46	46	46	27			
27	LINTON (M)	8	42	46	46	46	27	27	50	50	50			
142	BOLSOVER (M)	9	46	42	42	50	50	50	27	27	42			
50	THOMAS	10	88	50	50	42	42	42	42	42	133			
42	BROOKS	11	20	20	301	88	20	20	20	133	45			
20	GRIGSON	12	301	88	20	20	88	88	88	45	88			
88	EDGE (M)	13	50	301	88	133	45	45	45	20	20			
301	RANKIN (M)	14	59	59	133	45	2	133	133	88	2			
59	SHELDON (M)	15	174	2	45	2	133	2	2	2				
174	HEGGS	16	2	133	2	25	25	25	65	65				
15	SMITH	17	25	45	25	65	65	65	25	25				
25	SMITH	18	45	25	59	26	15	26	15	26				
19	DANCE *	19	133	174	90	15	26	15	26	15				
16	LAYTON	20	90	90	26	90	12	55	55	55				
45	MACKENZIE	21	15	15	65	12	81	81	81	81				
2	GILL	22	16	26	15	81	55	12	12	9				
133	LINDEMANN	23	26	65	81	9	90	9	9	12				
65	MOXON	24	65	16	12	55	9	16	16	16				
26	LEE	25	81	81	9	16	16	59	59	59				
12	WATT	26	9	9	16	59	59	8	8	8				
9	PERRY	27	55	55	55	174	8	174	174					
90	RAPA	28	12	12	174	8	174							
81	SIMS	29	8	8	8									
57	BUCKHAM	30												
55	MANSON-CHUBB	31												
8	VASCONCELOS	32												

BMCRC - MRO Championships 2024 - Rnd 7 @ Brands Hatch Indy

BMCRC Formula 400 & GP Originals

RACE 10 - SECTOR ANALYSIS



SECTOR 1 = FL to I1, SECTOR 2 = I1 to FL, DIFF = Difference To Personal Best Lap, P = Crossed Finish Line in Pit Lane, D = Time Disallowed

P1		62 350cc		Josh WAINWRIGHT		Yamaha TZ350 - JW MOT Centre	
IDEAL LAP TIME : 52.983		BEST LAP TIME : 52.983		DIFFERENCE : 0.000			
LAP	SECTOR 1	SECTOR 2	LAP TIME	MPH	DIFF	TIME OF DAY	
1 -			1:01.351	70.87	8.368	15:08:08.026	
2 -	32.325	22.465	54.790	79.36	1.807	15:09:02.816	
3 -	31.576	22.143	53.719 (2)	80.95	0.736	15:09:56.535	
4 -	31.534	23.256	54.790	79.36	1.807	15:10:51.325	
5 -	31.550	22.618	54.168	80.27	1.185	15:11:45.493	
6 -	31.872	22.222	54.094 (3)	80.38	1.111	15:12:39.587	
7 -	31.523	22.645	54.168	80.27	1.185	15:13:33.755	
8 -	32.309	22.684	54.993	79.07	2.010	15:14:28.748	
9 -	31.367	21.616	52.983 (1)	82.07		15:15:21.731	

P2		1 350cc		Phil ATKINSON		Yamaha TZ350 - ROSE MOT/Q Oil Treatments	
IDEAL LAP TIME : 52.939		BEST LAP TIME : 52.939		DIFFERENCE : 0.000			
LAP	SECTOR 1	SECTOR 2	LAP TIME	MPH	DIFF	TIME OF DAY	
1 -			1:00.678	71.66	7.739	15:08:07.353	
2 -	31.807	23.012	54.819	79.32	1.880	15:09:02.172	
3 -	31.574	22.551	54.125 (3)	80.34	1.186	15:09:56.297	
4 -	31.485	23.253	54.738	79.44	1.799	15:10:51.035	
5 -	31.769	22.512	54.281	80.11	1.342	15:11:45.316	
6 -	31.728	22.196	53.924 (2)	80.64	0.985	15:12:39.240	
7 -	32.368	22.576	54.944	79.14	2.005	15:13:34.184	
8 -	31.996	22.688	54.684	79.52	1.745	15:14:28.868	
9 -	31.129	21.810	52.939 (1)	82.14		15:15:21.807	

P3		31 350cc		Phil STEAD		Yamaha TZ250L - Dynojet	
IDEAL LAP TIME : 54.767		BEST LAP TIME : 54.767		DIFFERENCE : 0.000			
LAP	SECTOR 1	SECTOR 2	LAP TIME	MPH	DIFF	TIME OF DAY	
1 -		23.535	1:02.706	69.34	7.939	15:08:09.381	
2 -	33.183	22.659	55.842	77.87	1.075	15:09:05.223	
3 -	32.535	22.232	54.767 (1)	79.40		15:09:59.990	
4 -	32.631	22.664	55.295 (3)	78.64	0.528	15:10:55.285	
5 -	33.531	22.834	56.365	77.15	1.598	15:11:51.650	
6 -	33.405	22.580	55.985	77.67	1.218	15:12:47.635	
7 -	33.492	22.939	56.431	77.06	1.664	15:13:44.066	
8 -	33.184	22.522	55.706	78.06	0.939	15:14:39.772	
9 -	32.656	22.295	54.951 (2)	79.13	0.184	15:15:34.723	

P4		155 350cc		Roy CHAPMAN (M)		Yamaha TZ350 - self	
IDEAL LAP TIME : 54.527		BEST LAP TIME : 54.848		DIFFERENCE : 0.321			
LAP	SECTOR 1	SECTOR 2	LAP TIME	MPH	DIFF	TIME OF DAY	
1 -		23.915	1:02.689	69.36	7.841	15:08:09.364	
2 -	33.935	23.140	57.075	76.19	2.227	15:09:06.439	
3 -	33.488	22.993	56.481	76.99	1.633	15:10:02.920	
4 -	33.080	22.807	55.887	77.81	1.039	15:10:58.807	
5 -	32.517	23.615	56.132	77.47	1.284	15:11:54.939	
6 -	32.760	22.654	55.414	78.47	0.566	15:12:50.353	
7 -	32.623	22.330	54.953 (2)	79.13	0.105	15:13:45.306	
8 -	32.213	22.635	54.848 (1)	79.28		15:14:40.154	
9 -	32.654	22.314	54.968 (3)	79.11	0.120	15:15:35.122	

BMCRC - MRO Championships 2024 - Rnd 7 @ Brands Hatch Indy

BMCRC Formula 400 & GP Originals

RACE 10 - SECTOR ANALYSIS



SECTOR 1 = FL to I1, SECTOR 2 = I1 to FL, DIFF = Difference To Personal Best Lap, P = Crossed Finish Line in Pit Lane, D = Time Disallowed

P5 97 350cc Andrew TAYLOR		Yamaha TZ350 - J B Taylor construction				
IDEAL LAP TIME : 54.976		BEST LAP TIME : 54.976		DIFFERENCE : 0.000		
LAP	SECTOR 1	SECTOR 2	LAP TIME	MPH	DIFF	TIME OF DAY
1 -		24.052	1:04.065	67.87	9.089	15:08:10.740
2 -	33.717	23.912	57.629	75.45	2.653	15:09:08.369
3 -	33.036	23.467	56.503	76.96	1.527	15:10:04.872
4 -	32.582	23.032	55.614 (3)	78.19	0.638	15:11:00.486
5 -	32.799	23.261	56.060	77.57	1.084	15:11:56.546
6 -	33.342	23.266	56.608	76.81	1.632	15:12:53.154
7 -	33.349	22.999	56.348	77.17	1.372	15:13:49.502
8 -	32.368	22.608	54.976 (1)	79.10		15:14:44.478
9 -	32.434	22.932	55.366 (2)	78.54	0.390	15:15:39.844

P6 38 350cc Darrell HIGGINS		Yamaha TZ350 - Dennis trollope racing				
IDEAL LAP TIME : 55.879		BEST LAP TIME : 56.047		DIFFERENCE : 0.168		
LAP	SECTOR 1	SECTOR 2	LAP TIME	MPH	DIFF	TIME OF DAY
1 -		24.067	1:03.584	68.39	7.537	15:08:10.259
2 -	33.792	23.368	57.160	76.07	1.113	15:09:07.419
3 -	33.070	23.049	56.119 (2)	77.48	0.072	15:10:03.538
4 -	33.483	22.984	56.467	77.01	0.420	15:11:00.005
5 -	33.120	23.242	56.362	77.15	0.315	15:11:56.367
6 -	33.278	23.348	56.626	76.79	0.579	15:12:52.993
7 -	33.649	23.173	56.822	76.53	0.775	15:13:49.815
8 -	33.238	22.809	56.047 (1)	77.58		15:14:45.862
9 -	33.337	22.955	56.292 (3)	77.25	0.245	15:15:42.154

P7 27 250cc Mark LINTON (M)		Yamaha TZ250 - Wapping Organ Company				
IDEAL LAP TIME : 55.405		BEST LAP TIME : 55.405		DIFFERENCE : 0.000		
LAP	SECTOR 1	SECTOR 2	LAP TIME	MPH	DIFF	TIME OF DAY
1 -		24.133	1:04.068	67.87	8.663	15:08:10.743
2 -	34.391	23.983	58.374	74.49	2.969	15:09:09.117
3 -	33.945	23.330	57.275	75.92	1.870	15:10:06.392
4 -	33.800	23.034	56.834	76.51	1.429	15:11:03.226
5 -	34.580	23.039	57.619	75.47	2.214	15:12:00.845
6 -	35.380	23.040	58.420	74.43	3.015	15:12:59.265
7 -	32.836	22.569	55.405 (1)	78.48		15:13:54.670
8 -	32.876	23.115	55.991 (2)	77.66	0.586	15:14:50.661
9 -	33.380	22.801	56.181 (3)	77.40	0.776	15:15:46.842

P8 50 250cc George THOMAS		Yamaha TZ350G - Tony Dunnell				
IDEAL LAP TIME : 55.217		BEST LAP TIME : 55.217		DIFFERENCE : 0.000		
LAP	SECTOR 1	SECTOR 2	LAP TIME	MPH	DIFF	TIME OF DAY
1 -		24.518	1:09.051	62.97	13.834	15:08:15.726
2 -	34.144	23.820	57.964	75.02	2.747	15:09:13.690
3 -	33.178	23.429	56.607	76.82	1.390	15:10:10.297
4 -	32.937	22.987	55.924 (3)	77.75	0.707	15:11:06.221
5 -	33.949	22.830	56.779	76.58	1.562	15:12:03.000
6 -	33.444	22.835	56.279	77.26	1.062	15:12:59.279
7 -	32.611	22.606	55.217 (1)	78.75		15:13:54.496
8 -	32.772	23.110	55.882 (2)	77.81	0.665	15:14:50.378
9 -			1:05.369	66.52	10.152	15:15:55.747

BMCRC - MRO Championships 2024 - Rnd 7 @ Brands Hatch Indy

BMCRC Formula 400 & GP Originals

RACE 10 - SECTOR ANALYSIS



SECTOR 1 = FL to I1, SECTOR 2 = I1 to FL, DIFF = Difference To Personal Best Lap, P = Crossed Finish Line in Pit Lane, D = Time Disallowed

P9 42 250cc Sian BROOKS		Yamaha TZ - Spyre Ltd				
IDEAL LAP TIME : 57.318		BEST LAP TIME : 57.536		DIFFERENCE : 0.218		
LAP	SECTOR 1	SECTOR 2	LAP TIME	MPH	DIFF	TIME OF DAY
1 -		23.409	1:04.617	67.29	7.081	15:08:11.292
2 -	35.577	24.121	59.698	72.84	2.162	15:09:10.990
3 -	35.383	23.670	59.053	73.63	1.517	15:10:10.043
4 -	35.029	23.172	58.201	74.71	0.665	15:11:08.244
5 -	34.519	23.287	57.806 (3)	75.22	0.270	15:12:06.050
6 -	34.391	24.011	58.402	74.45	0.866	15:13:04.452
7 -	34.713	23.354	58.067	74.88	0.531	15:14:02.519
8 -	34.307	23.267	57.574 (2)	75.53	0.038	15:15:00.093
9 -	34.525	23.011	57.536 (1)	75.58		15:15:57.629

P10 133 F400 David LINDEMANN		Kawasaki ZX4R - Giraffe Decorators				
IDEAL LAP TIME : 52.860		BEST LAP TIME : 52.989		DIFFERENCE : 0.129		
LAP	SECTOR 1	SECTOR 2	LAP TIME	MPH	DIFF	TIME OF DAY
1 -		24.280	1:28.955	48.88	35.966	15:08:35.630
2 -	32.748	26.686	59.434	73.16	6.445	15:09:35.064
3 -	32.085	22.918	55.003	79.06	2.014	15:10:30.067
4 -	31.494	23.631	55.125	78.88	2.136	15:11:25.192
5 -	36.811	22.719	59.530	73.04	6.541	15:12:24.722
6 -	31.771	22.247	54.018	80.50	1.029	15:13:18.740
7 -	31.155	21.912	53.067 (2)	81.94	0.078	15:14:11.807
8 -	31.693	22.088	53.781 (3)	80.85	0.792	15:15:05.588
9 -	31.284	21.705	52.989 (1)	82.06		15:15:58.577

P11 45 F400 Marley MACKENZIE		Kawasaki NINJA - Kirkcaldy Kawasaki, ELPM				
IDEAL LAP TIME : 54.755		BEST LAP TIME : 54.807		DIFFERENCE : 0.052		
LAP	SECTOR 1	SECTOR 2	LAP TIME	MPH	DIFF	TIME OF DAY
1 -		24.367	1:28.907	48.91	34.100	15:08:35.582
2 -	33.745	25.822	59.567	73.00	4.760	15:09:35.149
3 -	33.021	23.154	56.175	77.41	1.368	15:10:31.324
4 -	32.773	22.701	55.474	78.38	0.667	15:11:26.798
5 -	32.472	22.567	55.039 (3)	79.00	0.232	15:12:21.837
6 -	32.490	22.410	54.900 (2)	79.20	0.093	15:13:16.737
7 -	32.345	22.462	54.807 (1)	79.34		15:14:11.544
8 -	32.940	23.004	55.944	77.73	1.137	15:15:07.488
9 -	32.927	22.807	55.734	78.02	0.927	15:16:03.222

P12 88 350cc Mark EDGE (M)		Gourlay Yamaha TZ350 - Gourlay Yamaha				
IDEAL LAP TIME : 57.886		BEST LAP TIME : 58.098		DIFFERENCE : 0.212		
LAP	SECTOR 1	SECTOR 2	LAP TIME	MPH	DIFF	TIME OF DAY
1 -		24.641	1:07.140	64.76	9.042	15:08:13.815
2 -	36.583	24.654	1:01.237	71.01	3.139	15:09:15.052
3 -	35.285	23.869	59.154	73.51	1.056	15:10:14.206
4 -	35.055	24.272	59.327	73.29	1.229	15:11:13.533
5 -	35.363	23.934	59.297	73.33	1.199	15:12:12.830
6 -	34.827	23.767	58.594 (3)	74.21	0.496	15:13:11.424
7 -	34.996	24.342	59.338	73.28	1.240	15:14:10.762
8 -	34.507	23.724	58.231 (2)	74.67	0.133	15:15:08.993
9 -	34.719	23.379	58.098 (1)	74.84		15:16:07.091

BMCRC - MRO Championships 2024 - Rnd 7 @ Brands Hatch Indy

BMCRC Formula 400 & GP Originals

RACE 10 - SECTOR ANALYSIS



SECTOR 1 = FL to I1, SECTOR 2 = I1 to FL, DIFF = Difference To Personal Best Lap, P = Crossed Finish Line in Pit Lane, D = Time Disallowed

P13		20 250cc		Michael GRIGSON		Yamaha TZ250L - Precision Automation	
IDEAL LAP TIME : 58.576		BEST LAP TIME : 58.685		DIFFERENCE : 0.109			
LAP	SECTOR 1	SECTOR 2	LAP TIME	MPH	DIFF	TIME OF DAY	
1 -		24.950	1:07.150	64.75	8.465	15:08:13.825	
2 -	36.316	24.516	1:00.832	71.48	2.147	15:09:14.657	
3 -	34.805	24.455	59.260	73.38	0.575	15:10:13.917	
4 -	35.157	24.462	59.619	72.93	0.934	15:11:13.536	
5 -	34.983	24.038	59.021	73.67	0.336	15:12:12.557	
6 -	34.813	23.912	58.725 (2)	74.05	0.040	15:13:11.282	
7 -	34.664	24.021	58.685 (1)	74.10		15:14:09.967	
8 -	34.957	24.053	59.010 (3)	73.69	0.325	15:15:08.977	
9 -	35.482	24.440	59.922	72.57	1.237	15:16:08.899	

P14		2 F400		Andrew GILL		Kawasaki ZXR400 -	
IDEAL LAP TIME : 55.524		BEST LAP TIME : 55.524		DIFFERENCE : 0.000			
LAP	SECTOR 1	SECTOR 2	LAP TIME	MPH	DIFF	TIME OF DAY	
1 -		24.060	1:28.368	49.20	32.844	15:08:35.043	
2 -	34.076	25.643	59.719	72.81	4.195	15:09:34.762	
3 -	33.882	23.076	56.958	76.34	1.434	15:10:31.720	
4 -	32.908	22.616	55.524 (1)	78.31		15:11:27.244	
5 -	33.612	22.750	56.362 (3)	77.15	0.838	15:12:23.606	
6 -	33.597	23.049	56.646	76.76	1.122	15:13:20.252	
7 -	33.548	22.776	56.324 (2)	77.20	0.800	15:14:16.576	
8 -	34.836	22.772	57.608	75.48	2.084	15:15:14.184	
9 -	34.228	23.799	58.027	74.94	2.503	15:16:12.211	

P15		65 F400		Andrew MOXON		Kawasaki ZXR 400 - Helix Homes Developments ltd	
IDEAL LAP TIME : 57.279		BEST LAP TIME : 57.307		DIFFERENCE : 0.028			
LAP	SECTOR 1	SECTOR 2	LAP TIME	MPH	DIFF	TIME OF DAY	
1 -		25.123	1:31.117	47.72	33.810	15:08:37.792	
2 -	35.396	24.010	59.406	73.20	2.099	15:09:37.198	
3 -	35.084	23.472	58.556	74.26	1.249	15:10:35.754	
4 -	34.863	24.220	59.083	73.60	1.776	15:11:34.837	
5 -	34.707	23.904	58.611	74.19	1.304	15:12:33.448	
6 -	34.921	23.381	58.302 (3)	74.58	0.995	15:13:31.750	
7 -	33.918	23.812	57.730 (2)	75.32	0.423	15:14:29.480	
8 -	33.898	23.409	57.307 (1)	75.88		15:15:26.787	

P16		25 F400		Haydon SMITH		Kawasaki ZXR400 - Shelf & Rail Co.	
IDEAL LAP TIME : 57.074		BEST LAP TIME : 57.074		DIFFERENCE : 0.000			
LAP	SECTOR 1	SECTOR 2	LAP TIME	MPH	DIFF	TIME OF DAY	
1 -		24.648	1:28.710	49.02	31.636	15:08:35.385	
2 -	35.026	24.991	1:00.017	72.45	2.943	15:09:35.402	
3 -	34.242	25.374	59.616	72.94	2.542	15:10:35.018	
4 -	35.090	24.394	59.484	73.10	2.410	15:11:34.502	
5 -	34.578	24.338	58.916	73.81	1.842	15:12:33.418	
6 -	34.270	23.827	58.097 (2)	74.85	1.023	15:13:31.515	
7 -	34.730	23.692	58.422 (3)	74.43	1.348	15:14:29.937	
8 -	33.904	23.170	57.074 (1)	76.19		15:15:27.011	

BMCRC - MRO Championships 2024 - Rnd 7 @ Brands Hatch Indy

BMCRC Formula 400 & GP Originals

RACE 10 - SECTOR ANALYSIS



SECTOR 1 = FL to I1, SECTOR 2 = I1 to FL, DIFF = Difference To Personal Best Lap, P = Crossed Finish Line in Pit Lane, D = Time Disallowed

P17 26 F400_S Damian LEE		Yamaha TZR250 - Leed Autos				
IDEAL LAP TIME : 57.174		BEST LAP TIME : 57.174		DIFFERENCE : 0.000		
LAP	SECTOR 1	SECTOR 2	LAP TIME	MPH	DIFF	TIME OF DAY
1 -		24.720	1:30.495	48.05	33.321	15:08:37.170
2 -	34.946	24.872	59.818	72.69	2.644	15:09:36.988
3 -	34.748	23.999	58.747	74.02	1.573	15:10:35.735
4 -	34.682	24.554	59.236	73.41	2.062	15:11:34.971
5 -	34.809	24.024	58.833	73.91	1.659	15:12:33.804
6 -	34.168	23.895	58.063 (2)	74.89	0.889	15:13:31.867
7 -	34.768	23.684	58.452 (3)	74.39	1.278	15:14:30.319
8 -	34.048	23.126	57.174 (1)	76.05		15:15:27.493

P18 15 F400 Nick SMITH		Kawasaki ZXR400 - Hi-Precision Engineering Ltd				
IDEAL LAP TIME : 57.830		BEST LAP TIME : 57.981		DIFFERENCE : 0.151		
LAP	SECTOR 1	SECTOR 2	LAP TIME	MPH	DIFF	TIME OF DAY
1 -		24.570	1:29.812	48.41	31.831	15:08:36.487
2 -	35.205	25.184	1:00.389	72.00	2.408	15:09:36.876
3 -	35.756	24.190	59.946	72.54	1.965	15:10:36.822
4 -	35.039	23.616	58.655	74.13	0.674	15:11:35.477
5 -	34.671	23.620	58.291 (3)	74.60	0.310	15:12:33.768
6 -	34.862	23.322	58.184 (2)	74.73	0.203	15:13:31.952
7 -	34.923	23.414	58.337	74.54	0.356	15:14:30.289
8 -	34.508	23.473	57.981 (1)	75.00		15:15:28.270

P19 55 F400_S/F Magnus MANSON-CHUBB		Kawasaki ZXR400L -				
IDEAL LAP TIME : 56.779		BEST LAP TIME : 57.231		DIFFERENCE : 0.452		
LAP	SECTOR 1	SECTOR 2	LAP TIME	MPH	DIFF	TIME OF DAY
1 -		24.918	1:31.771	47.38	34.540	15:08:38.446
2 -	35.697	24.733	1:00.430	71.96	3.199	15:09:38.876
3 -	36.468	24.815	1:01.283	70.95	4.052	15:10:40.159
4 -	34.866	23.476	58.342	74.53	1.111	15:11:38.501
5 -	34.345	23.822	58.167	74.76	0.936	15:12:36.668
6 -	34.167	23.090	57.257 (2)	75.94	0.026	15:13:33.925
7 -	33.771	23.519	57.290 (3)	75.90	0.059	15:14:31.215
8 -	34.223	23.008	57.231 (1)	75.98		15:15:28.446

P20 81 F400_R Ollie SIMS		Kawasaki NINJA 400 - Motorbodies Weston Ltd				
IDEAL LAP TIME : 57.035		BEST LAP TIME : 57.280		DIFFERENCE : 0.245		
LAP	SECTOR 1	SECTOR 2	LAP TIME	MPH	DIFF	TIME OF DAY
1 -		25.109	1:31.143	47.71	33.863	15:08:37.818
2 -	35.942	25.057	1:00.999	71.28	3.719	15:09:38.817
3 -	35.110	24.034	59.144	73.52	1.864	15:10:37.961
4 -	34.549	24.650	59.199	73.45	1.919	15:11:37.160
5 -	35.191	24.275	59.466	73.12	2.186	15:12:36.626
6 -	33.948	23.609	57.557 (3)	75.55	0.277	15:13:34.183
7 -	33.847	23.433	57.280 (1)	75.91		15:14:31.463
8 -	34.235	23.188	57.423 (2)	75.72	0.143	15:15:28.886

P21 9 F400_S Kobe PERRY		Kawasaki NINJA -				
IDEAL LAP TIME : 56.768		BEST LAP TIME : 56.768		DIFFERENCE : 0.000		
LAP	SECTOR 1	SECTOR 2	LAP TIME	MPH	DIFF	TIME OF DAY
1 -		25.655	1:31.740	47.40	34.972	15:08:38.415
2 -	35.531	24.885	1:00.416	71.97	3.648	15:09:38.831
3 -	35.825	23.677	59.502	73.08	2.734	15:10:38.333
4 -	34.421	24.624	59.045	73.64	2.277	15:11:37.378
5 -	35.923	24.427	1:00.350	72.05	3.582	15:12:37.728
6 -	34.960	23.466	58.426 (3)	74.42	1.658	15:13:36.154
7 -	33.803	23.588	57.391 (2)	75.77	0.623	15:14:33.545
8 -	33.430	23.338	56.768 (1)	76.60		15:15:30.313

BMCRC - MRO Championships 2024 - Rnd 7 @ Brands Hatch Indy

BMCRC Formula 400 & GP Originals

RACE 10 - SECTOR ANALYSIS



SECTOR 1 = FL to I1, SECTOR 2 = I1 to FL, DIFF = Difference To Personal Best Lap, P = Crossed Finish Line in Pit Lane, D = Time Disallowed

P22 12 F400_S Kade WATT		Kawasaki NINJA 400 - 3D Racing				
IDEAL LAP TIME : 57.646		BEST LAP TIME : 57.705		DIFFERENCE : 0.059		
LAP	SECTOR 1	SECTOR 2	LAP TIME	MPH	DIFF	TIME OF DAY
1 -		26.029	1:33.026	46.74	35.321	15:08:39.701
2 -	35.016	24.885	59.901	72.59	2.196	15:09:39.602
3 -	34.454	24.019	58.473 (2)	74.36	0.768	15:10:38.075
4 -	34.355	24.667	59.022	73.67	1.317	15:11:37.097
5 -	35.086	24.395	59.481	73.10	1.776	15:12:36.578
6 -	34.661	24.075	58.736 (3)	74.03	1.031	15:13:35.314
7 -	33.627	24.078	57.705 (1)	75.35		15:14:33.019
8 -	34.800	24.336	59.136	73.53	1.431	15:15:32.155

P23 16 F400 Aleisha LAYTON		Kawasaki NINJA 400 -				
IDEAL LAP TIME : 59.334		BEST LAP TIME : 59.425		DIFFERENCE : 0.091		
LAP	SECTOR 1	SECTOR 2	LAP TIME	MPH	DIFF	TIME OF DAY
1 -		24.751	1:30.192	48.21	30.767	15:08:36.867
2 -	36.431	24.386	1:00.817	71.50	1.392	15:09:37.684
3 -	37.580	24.380	1:01.960	70.18	2.535	15:10:39.644
4 -	36.432	24.113	1:00.545	71.82	1.120	15:11:40.189
5 -	35.950	23.705	59.655 (2)	72.89	0.230	15:12:39.844
6 -	35.629	23.796	59.425 (1)	73.17		15:13:39.269
7 -	36.296	24.093	1:00.389 (3)	72.00	0.964	15:14:39.658
8 -	36.702	24.390	1:01.092	71.18	1.667	15:15:40.750

P24 59 350cc Spike SHELDON (M)		Yamaha TZ350 -				
IDEAL LAP TIME : 1:02.818		BEST LAP TIME : 1:02.818		DIFFERENCE : 0.000		
LAP	SECTOR 1	SECTOR 2	LAP TIME	MPH	DIFF	TIME OF DAY
1 -		28.494	1:15.112	57.89	12.294	15:08:21.787
2 -	39.897	27.828	1:07.725	64.20	4.907	15:09:29.512
3 -	38.838	27.151	1:05.989	65.89	3.171	15:10:35.501
4 -	39.247	26.682	1:05.929	65.95	3.111	15:11:41.430
5 -	38.315	26.518	1:04.833	67.07	2.015	15:12:46.263
6 -	37.296	26.389	1:03.685 (2)	68.28	0.867	15:13:49.948
7 -	36.485	26.333	1:02.818 (1)	69.22		15:14:52.766
8 -	37.741	27.050	1:04.791 (3)	67.11	1.973	15:15:57.557

P25 8 F400 Luis VASCONCELOS		- 2 Build Or Not To Build Ltd				
IDEAL LAP TIME : 1:02.791		BEST LAP TIME : 1:03.107		DIFFERENCE : 0.316		
LAP	SECTOR 1	SECTOR 2	LAP TIME	MPH	DIFF	TIME OF DAY
1 -		26.057	1:35.396	45.58	32.289	15:08:42.071
2 -	39.119	26.418	1:05.537	66.35	2.430	15:09:47.608
3 -	39.075	25.679	1:04.754	67.15	1.647	15:10:52.362
4 -	38.440	25.688	1:04.128 (3)	67.81	1.021	15:11:56.490
5 -	40.192	25.114	1:05.306	66.58	2.199	15:13:01.796
6 -	37.677	25.430	1:03.107 (1)	68.90		15:14:04.903
7 -	38.722	25.172	1:03.894 (2)	68.05	0.787	15:15:08.797
8 -	38.950	26.191	1:05.141	66.75	2.034	15:16:13.938

P26 46 250cc Grant GOODINGS (M)		Yamaha TZ250 - DG Racing				
IDEAL LAP TIME : 55.615		BEST LAP TIME : 56.061		DIFFERENCE : 0.446		
LAP	SECTOR 1	SECTOR 2	LAP TIME	MPH	DIFF	TIME OF DAY
1 -		24.122	1:05.584	66.30	9.523	15:08:12.259
2 -	34.439	23.990	58.429	74.42	2.368	15:09:10.688
3 -	33.630	22.909	56.539	76.91	0.478	15:10:07.227
4 -	33.589	22.739	56.328 (2)	77.20	0.267	15:11:03.555
5 -	33.983	22.989	56.972	76.32	0.911	15:12:00.527
6 -	34.372	22.737	57.109	76.14	1.048	15:12:57.636
7 -	33.700	22.644	56.344 (3)	77.17	0.283	15:13:53.980
8 -	32.971	23.090	56.061 (1)	77.56		15:14:50.041

BMCRC - MRO Championships 2024 - Rnd 7 @ Brands Hatch Indy

BMCRC Formula 400 & GP Originals

RACE 10 - SECTOR ANALYSIS



SECTOR 1 = FL to I1, SECTOR 2 = I1 to FL, DIFF = Difference To Personal Best Lap, P = Crossed Finish Line in Pit Lane, D = Time Disallowed

P27		174	350cc	Gavin HEGGS	Yamaha TZ350G - RAFMSA						
IDEAL LAP TIME :		1:07.375		BEST LAP TIME :		1:07.527		DIFFERENCE :		0.152	
LAP	SECTOR 1	SECTOR 2		LAP TIME	MPH	DIFF	TIME OF DAY				
1 -		27.493		1:17.649	56.00	10.122	15:08:24.324				
2 -	43.181	28.117		1:11.298	60.99	3.771	15:09:35.622				
3 -	43.056	27.541		1:10.597	61.59	3.070	15:10:46.219				
4 -	42.801	27.123		1:09.924	62.19	2.397	15:11:56.143				
5 -	42.600	26.310		1:08.910 (3)	63.10	1.383	15:13:05.053				
6 -	41.065	26.462		1:07.527 (1)	64.39		15:14:12.580				
7 -	41.281	26.651		1:07.932 (2)	64.01	0.405	15:15:20.512				

P28		90	F400_S	Steve RAPA	Honda RVF400 (BRUCE) - My Own Fair Hands						
IDEAL LAP TIME :		59.390		BEST LAP TIME :		59.810		DIFFERENCE :		0.420	
LAP	SECTOR 1	SECTOR 2		LAP TIME	MPH	DIFF	TIME OF DAY				
1 -		24.118		1:29.032	48.84	29.222	15:08:35.707				
2 -	35.272	24.898		1:00.170 (2)	72.27	0.360	15:09:35.877				
3 -	35.419	24.391		59.810 (1)	72.70		15:10:35.687				
4 -	36.392	24.529		1:00.921 (3)	71.38	1.111	15:11:36.608				
5 -	36.124	24.848		1:00.972	71.32	1.162	15:12:37.580				

P29		301	350cc	Stuart RANKIN (M)	Maxton TZ350 -						
IDEAL LAP TIME :		1:01.164		BEST LAP TIME :		1:05.018		DIFFERENCE :		3.854	
LAP	SECTOR 1	SECTOR 2		LAP TIME	MPH	DIFF	TIME OF DAY				
1 -	OUTLAP	24.963		1:08.004	63.94	2.986	15:08:14.679				
2 -	36.201	28.817		1:05.018 (1)	66.88		15:09:19.697				
3 -		IN PIT		53.858 P	80.74		15:10:13.555				

BMCRC - MRO Championships 2024 - Rnd 7 @ Brands Hatch Indy

BMCRC Formula 400 & GP Originals

RACE 10 - BEST SECTORS

SECTOR 1			SECTOR 2			IDEAL / BEST COMPARISON						
POS	NO	NAME	TIME	NO	NAME	TIME	POS	NO	NAME	IDEAL	BEST	DIFF
									PERFECT LAP	52.745		
1	1	ATKINSON	31.129	62	WAINWRIGHT	21.616	1	133	LINDEMANN	52.860	52.989	0.129
2	133	LINDEMANN	31.155	133	LINDEMANN	21.705	2	1	ATKINSON	52.939	52.939	0.000
3	62	WAINWRIGHT	31.367	1	ATKINSON	21.810	3	62	WAINWRIGHT	52.983	52.983	0.000
4	155	CHAPMAN (M)	32.213	31	STEAD	22.232	4	155	CHAPMAN (M)	54.527	54.848	0.321
5	45	MACKENZIE	32.345	155	CHAPMAN (M)	22.314	5	45	MACKENZIE	54.755	54.807	0.052
6	97	TAYLOR	32.368	45	MACKENZIE	22.410	6	31	STEAD	54.767	54.767	0.000
7	31	STEAD	32.535	27	LINTON (M)	22.569	7	97	TAYLOR	54.976	54.976	0.000
8	50	THOMAS	32.611	50	THOMAS	22.606	8	50	THOMAS	55.217	55.217	0.000
9	27	LINTON (M)	32.836	97	TAYLOR	22.608	9	27	LINTON (M)	55.405	55.405	0.000
10	2	GILL	32.908	2	GILL	22.616	10	2	GILL	55.524	55.524	0.000
11	46	GOODINGS (M)	32.971	46	GOODINGS (M)	22.644	11	46	GOODINGS (M)	55.615	56.061	0.446
12	38	HIGGINS	33.070	38	HIGGINS	22.809	12	38	HIGGINS	55.879	56.047	0.168
13	9	PERRY	33.430	55	MANSON-CHUBB	23.008	13	9	PERRY	56.768	56.768	0.000
14	12	WATT	33.627	42	BROOKS	23.011	14	55	MANSON-CHUBB	56.779	57.231	0.452
15	55	MANSON-CHUBB	33.771	26	LEE	23.126	15	81	SIMS	57.035	57.280	0.245
16	81	SIMS	33.847	25	SMITH	23.170	16	25	SMITH	57.074	57.074	0.000
17	65	MOXON	33.898	81	SIMS	23.188	17	26	LEE	57.174	57.174	0.000
18	25	SMITH	33.904	15	SMITH	23.322	18	65	MOXON	57.279	57.307	0.028
19	26	LEE	34.048	9	PERRY	23.338	19	42	BROOKS	57.318	57.536	0.218
20	42	BROOKS	34.307	88	EDGE (M)	23.379	20	12	WATT	57.646	57.705	0.059
21	88	EDGE (M)	34.507	65	MOXON	23.381	21	15	SMITH	57.830	57.981	0.151
22	15	SMITH	34.508	16	LAYTON	23.705	22	88	EDGE (M)	57.886	58.098	0.212
23	20	GRIGSON	34.664	20	GRIGSON	23.912	23	20	GRIGSON	58.576	58.685	0.109
24	90	RAPA	35.272	12	WATT	24.019	24	16	LAYTON	59.334	59.425	0.091
25	16	LAYTON	35.629	90	RAPA	24.118	25	90	RAPA	59.390	59.810	0.420
26	301	RANKIN (M)	36.201	301	RANKIN (M)	24.963	26	301	RANKIN (M)	1:01.164	1:05.018	3.854
27	59	SHELDON (M)	36.485	8	VASCONCELOS	25.114	27	8	VASCONCELOS	1:02.791	1:03.107	0.316
28	8	VASCONCELOS	37.677	174	HEGGS	26.310	28	59	SHELDON (M)	1:02.818	1:02.818	0.000
29	174	HEGGS	41.065	59	SHELDON (M)	26.333	29	174	HEGGS	1:07.375	1:07.527	0.152
30												
31												

BMCRC - MRO Championships 2024 - Rnd 7 @ Brands Hatch Indy

BMCRC Formula 400 & GP Originals

RACE 10 - STATISTICS

Competitors Started	30
Planned Start	2024-09-21 @ 14:00:00.000
Actual Start	2024-09-21 @ 15:07:06.674
Finish Time	2024-09-21 @ 15:15:21.730
Track Length	1.2079mi.
Total Laps	237
Total Distance Covered	286.2831mi.

Session Fastest Lap History

NO	CL	NAME	LAP TIME	TIME OF DAY	LAP	VEHICLE
1	350cc	Phil ATKINSON	54.819	15:09:02.172	2	Yamaha TZ350
62	350cc	Josh WAINWRIGHT	54.790	15:09:02.816	2	Yamaha TZ350
1	350cc	Phil ATKINSON	54.125	15:09:56.297	3	Yamaha TZ350
62	350cc	Josh WAINWRIGHT	53.719	15:09:56.535	3	Yamaha TZ350
133	F400	David LINDEMANN	53.067	15:14:11.807	7	Kawasaki ZX4R
62	350cc	Josh WAINWRIGHT	52.983	15:15:21.731	9	Yamaha TZ350
1	350cc	Phil ATKINSON	52.939	15:15:21.807	9	Yamaha TZ350

Session Leader History

NO	CL	NAME	FROM LAP	LAPS LED	DISTANCE	VEHICLE
1	350cc	Phil ATKINSON	1	6	7.24 miles	Yamaha TZ350
62	350cc	Josh WAINWRIGHT	7	3	3.62 miles	Yamaha TZ350

Flag History

TYPE	TIME OF DAY
GREEN	15:07:06.674
FINISH	15:15:21.730

Flag Statistics

TYPE	COUNT	TOTAL LAPS	TOTAL TIME
Green	1	9	10:20.701
Red	0	0	0.000
Safety Car	0	0	0.000
FCY	0	0	0.000

BMCRC - MRO Championships 2024 - Rnd 7 @ Brands Hatch Indy

BMCRC Formula 400 & GP Originals

RACE 10 - STATISTICS

CLASS : F400_R

1 Starters

Fastest Lap History

NO	NAME	LAP TIME	TIME OF DAY	LAP	VEHICLE
81	Ollie SIMS	1:00.999	15:09:38.817	2	Kawasaki NINJA 400
81	Ollie SIMS	59.144	15:10:37.961	3	Kawasaki NINJA 400
81	Ollie SIMS	57.557	15:13:34.183	6	Kawasaki NINJA 400
81	Ollie SIMS	57.280	15:14:31.463	7	Kawasaki NINJA 400

Leader History

NO	NAME	FROM LAP	LAPS LED	DISTANCE	VEHICLE
81	Ollie SIMS	1	8	9.66 miles	Kawasaki NINJA 400

BMCRC - MRO Championships 2024 - Rnd 7 @ Brands Hatch Indy

BMCRC Formula 400 & GP Originals

RACE 10 - STATISTICS

CLASS : F400_S

4 Starters

Fastest Lap History

NO	NAME	LAP TIME	TIME OF DAY	LAP	VEHICLE
90	Steve RAPA	1:00.170	15:09:35.877	2	Honda RVF400 (BRUCE)
26	Damian LEE	59.818	15:09:36.988	2	Yamaha TZR250
90	Steve RAPA	59.810	15:10:35.687	3	Honda RVF400 (BRUCE)
26	Damian LEE	58.747	15:10:35.735	3	Yamaha TZR250
12	Kade WATT	58.473	15:10:38.075	3	Kawasaki NINJA 400
26	Damian LEE	58.063	15:13:31.867	6	Yamaha TZR250
12	Kade WATT	57.705	15:14:33.019	7	Kawasaki NINJA 400
9	Kobe PERRY	57.391	15:14:33.545	7	Kawasaki NINJA
26	Damian LEE	57.174	15:15:27.493	8	Yamaha TZR250
9	Kobe PERRY	56.768	15:15:30.313	8	Kawasaki NINJA

Leader History

NO	NAME	FROM LAP	LAPS LED	DISTANCE	VEHICLE
90	Steve RAPA	1	3	3.62 miles	Honda RVF400 (BRUCE)
26	Damian LEE	4	5	6.03 miles	Yamaha TZR250

BMCRC - MRO Championships 2024 - Rnd 7 @ Brands Hatch Indy

BMCRC Formula 400 & GP Originals

RACE 10 - STATISTICS

CLASS : F400_S/R

1 Starters

Fastest Lap History

NO	NAME	LAP TIME	TIME OF DAY	LAP	VEHICLE
55	Magnus MANSON-CHUBB	1:00.430	15:09:38.876	2	Kawasaki ZXR400L
55	Magnus MANSON-CHUBB	58.342	15:11:38.501	4	Kawasaki ZXR400L
55	Magnus MANSON-CHUBB	58.167	15:12:36.668	5	Kawasaki ZXR400L
55	Magnus MANSON-CHUBB	57.257	15:13:33.925	6	Kawasaki ZXR400L
55	Magnus MANSON-CHUBB	57.231	15:15:28.446	8	Kawasaki ZXR400L

Leader History

NO	NAME	FROM LAP	LAPS LED	DISTANCE	VEHICLE
55	Magnus MANSON-CHUBB	1	8	9.66 miles	Kawasaki ZXR400L

BMCRC - MRO Championships 2024 - Rnd 7 @ Brands Hatch Indy

BMCRC Formula 400 & GP Originals

RACE 10 - STATISTICS

CLASS : 250cc

5 Starters

Fastest Lap History

NO	NAME	LAP TIME	TIME OF DAY	LAP	VEHICLE
27	Mark LINTON (M)	58.374	15:09:09.117	2	Yamaha TZ250
50	George THOMAS	57.964	15:09:13.690	2	Yamaha TZ350G
27	Mark LINTON (M)	57.275	15:10:06.392	3	Yamaha TZ250
46	Grant GOODINGS (M)	56.539	15:10:07.227	3	Yamaha TZ250
46	Grant GOODINGS (M)	56.328	15:11:03.555	4	Yamaha TZ250
50	George THOMAS	55.924	15:11:06.221	4	Yamaha TZ350G
50	George THOMAS	55.217	15:13:54.496	7	Yamaha TZ350G

Leader History

NO	NAME	FROM LAP	LAPS LED	DISTANCE	VEHICLE
27	Mark LINTON (M)	1	4	4.83 miles	Yamaha TZ250
46	Grant GOODINGS (M)	5	4	4.83 miles	Yamaha TZ250
27	Mark LINTON (M)	9	1	1.20 miles	Yamaha TZ250

BMCRC - MRO Championships 2024 - Rnd 7 @ Brands Hatch Indy

BMCRC Formula 400 & GP Originals

RACE 10 - STATISTICS

CLASS : 350cc

10 Starters

Fastest Lap History

NO	NAME	LAP TIME	TIME OF DAY	LAP	VEHICLE
1	Phil ATKINSON	54.819	15:09:02.172	2	Yamaha TZ350
62	Josh WAINWRIGHT	54.790	15:09:02.816	2	Yamaha TZ350
1	Phil ATKINSON	54.125	15:09:56.297	3	Yamaha TZ350
62	Josh WAINWRIGHT	53.719	15:09:56.535	3	Yamaha TZ350
62	Josh WAINWRIGHT	52.983	15:15:21.731	9	Yamaha TZ350
1	Phil ATKINSON	52.939	15:15:21.807	9	Yamaha TZ350

Leader History

NO	NAME	FROM LAP	LAPS LED	DISTANCE	VEHICLE
1	Phil ATKINSON	1	6	7.24 miles	Yamaha TZ350
62	Josh WAINWRIGHT	7	3	3.62 miles	Yamaha TZ350

BMCRC - MRO Championships 2024 - Rnd 7 @ Brands Hatch Indy

BMCRC Formula 400 & GP Originals

RACE 10 - STATISTICS

CLASS : F400

9 Starters

Fastest Lap History

NO	NAME	LAP TIME	TIME OF DAY	LAP	VEHICLE
2	Andrew GILL	59.719	15:09:34.762	2	Kawasaki ZXR400
133	David LINDEMANN	59.434	15:09:35.064	2	Kawasaki ZX4R
65	Andrew MOXON	59.406	15:09:37.198	2	Kawasaki ZXR 400
133	David LINDEMANN	55.003	15:10:30.067	3	Kawasaki ZX4R
45	Marley MACKENZIE	54.900	15:13:16.737	6	Kawasaki NINJA
133	David LINDEMANN	54.018	15:13:18.740	6	Kawasaki ZX4R
133	David LINDEMANN	53.067	15:14:11.807	7	Kawasaki ZX4R
133	David LINDEMANN	52.989	15:15:58.577	9	Kawasaki ZX4R

Leader History

NO	NAME	FROM LAP	LAPS LED	DISTANCE	VEHICLE
2	Andrew GILL	1	2	2.41 miles	Kawasaki ZXR400
133	David LINDEMANN	3	2	2.41 miles	Kawasaki ZX4R
45	Marley MACKENZIE	5	3	3.62 miles	Kawasaki NINJA
133	David LINDEMANN	8	2	2.41 miles	Kawasaki ZX4R

BMCRC - MRO Championships 2024 - Rnd 7 @ Brands Hatch Indy

BMCRC Formula 400 & GP Originals

RACE 20 - GRID (9 Laps)



ROW 14		41	115 Jake DONKERSLEY	40	57 Richard BUCKHAM		
			1:03.107		59.810	59.425	
ROW 13		39	8 Luis VASCONCELOS	38	90 Steve RAPA	37	16 Aleisha LAYTON
			57.981		57.705	57.307	
ROW 12	36	15 Nick SMITH	35	12 Kade WATT	34	65 Andrew MOXON	
			57.174		57.280	57.231	
ROW 11		33	19 Craig DANCE *	32	81 Ollie SIMS	31	55 Magnus MANSON-CHUBB
			57.074		56.768		
ROW 10	30	26 Damian LEE	29	25 Haydon SMITH	28	9 Kobe PERRY	
			55.524		54.807	52.989	
ROW 9		27	2 Andrew GILL	26	45 Marley MACKENZIE	25	133 David LINDEMANN
ROW 8							
ROW 7							
					1:07.527		
ROW 6				16	174 Gavin HEGGS		
					1:05.018	1:02.818	
ROW 5		15	142 John BOLSOVER (M)	14	301 Stuart RANKIN (M)	13	59 Spike SHELDON (M)
			58.685		58.098	57.536	
ROW 4	12	20 Michael GRIGSON	11	88 Mark EDGE (M)	10	42 Sian BROOKS	
			56.061		56.047	55.405	
ROW 3		9	46 Grant GOODINGS (M)	8	38 Darrell HIGGINS	7	27 Mark LINTON (M)
			55.217		54.976	54.848	
ROW 2	6	50 George THOMAS	5	97 Andrew TAYLOR	4	155 Roy CHAPMAN (M)	
			54.767		52.983	52.939	
ROW 1		3	31 Phil STEAD	2	62 Josh WAINWRIGHT	1	1 Phil ATKINSON
						Pole	

These results are provisional until the conclusion of any judicial and technical matters.

Brands Hatch Indy: 1.2079 miles

Clerk Of Course:	Stewards:	Timekeeper: Richard Evans	
------------------	-----------	---------------------------	--

Results can be found at www.tsl-timing.com

Printed - 15:23 Saturday, 21 September 2024



BMCRC - MRO Championships 2024 - Rnd 7 @ Brands Hatch Indy

BMCRC Formula 400 & GP Originals

RACE 20 - CLASSIFICATION - AMENDED

Race Distance: 9 Laps / 10.87 miles



POS	NO	CL	PIC	NAME	ENTRY	LAPS	TIME	GAP	DIFF	MPH	BEST	ON	GRD	↑↓
1	1	350cc	1	Phil ATKINSON	Yamaha TZ350 - ROSE MOT/Q Oil Treatments	9	7:53.602			82.63	51.863	6	1	0
2	62	350cc	2	Josh WAINWRIGHT	Yamaha TZ350 - JW MOT Centre	9	7:59.470	5.868	5.868	81.62	52.144	6	2	0
3	31	350cc	3	Phil STEAD	Yamaha TZ250L - Dynojet	9	8:05.381	11.779	5.911	80.63	53.074	2	3	0
4	97	350cc	4	Andrew TAYLOR	Yamaha TZ350 - J B Taylor construction	9	8:08.124	14.522	2.743	80.17	52.968	8	5	1
5	155	350cc	5	Roy CHAPMAN (M)	Yamaha TZ350 - self	9	8:09.788	16.186	1.664	79.90	52.932	8	4	-1
6	50	250cc	1	George THOMAS	Yamaha TZ350G - Tony Dunnell	9	8:11.096	17.494	1.308	79.69	53.782	9	6	0
7	133	F400	1	David LINDEMANN	Kawasaki ZX4R - Giraffe Decorators	9	8:19.009	25.407	7.913	78.43	51.569	8	17	10
8	38	350cc	6	Darrell HIGGINS	Yamaha TZ350 - Dennis trollope racing	9	8:19.310	25.708	0.301	78.38	54.085	3	8	0
9	27	250cc	2	Mark LINTON (M)	Yamaha TZ250 - Wapping Organ Company	9	8:19.731	26.129	0.421	78.31	54.492	7	7	-2
10	15	F400	2	Nick SMITH	Kawasaki ZXR400 - Hi-Precision Engineering Ltd	9	8:22.033	28.431	2.302	77.95	52.477	5	28	18
11	2	F400	3	Andrew GILL	Kawasaki ZXR400 -	9	8:22.926	29.324	0.893	77.81	51.938	9	19	8
12	45	F400	4	Marley MACKENZIE	Kawasaki NINJA - Kirkcaldy Kawasaki, ELPM	9	8:23.833	30.231	0.907	77.67	52.212	9	18	6
13	16	F400	5	Aleisha LAYTON	Kawasaki NINJA 400 -	9	8:23.839	30.237	0.006	77.67	51.795	9	29	16
14	25	F400	6	Haydon SMITH	Kawasaki ZXR400 - Shelf & Rail Co.	9	8:25.439	31.837	1.600	77.43	52.936	6	21	7
15	142	350cc	7	John BOLSOVER (M)	Gourlay Yamaha TZ350 - Dannisport Racing Leathers	9	8:28.709	35.107	3.270	76.93	55.177	5	15	0
16	42	250cc	3	Sian BROOKS	Yamaha TZ - Spyre Ltd	9	8:31.785	38.183	3.076	76.47	55.503	6	10	-6
17	88	350cc	8	Mark EDGE (M)	Gourlay Yamaha TZ350 - Gourlay Yamaha	9	8:33.425	39.823	1.640	76.22	55.592	5	11	-6
18	20	250cc	4	Michael GRIGSON	Yamaha TZ250L - Precision Automation	9	8:33.979	40.377	0.554	76.14	55.766	8	12	-6
19	65	F400	7	Andrew MOXON	Kawasaki ZXR 400 - Helix Homes Developments Ltd	9	8:43.214	49.612	9.235	74.80	54.210	3	26	7
20	26	F400_S	1	Damian LEE	Yamaha TZR250 - Leed Autos	9	8:43.774	50.172	0.560	74.72	54.870	2	22	2
21	90	F400_S	2	Steve RAPA	Honda RVF400 (BRUCE) - My Own Fair Hands	9	8:46.616	53.014	2.842	74.31	54.969	7	30	9
22	9	F400_S	3	Kobe PERRY	Kawasaki NINJA -	9	8:47.421	53.819	0.805	74.20	55.148	4	20	-2
23	12	F400_S	4	Kade WATT	Kawasaki NINJA 400 - 3D Racing	8	7:53.515	1 Lap	1 Lap	73.46	55.467	7	27	4
24	81	F400_S/R	1	Ollie SIMS	Kawasaki NINJA 400 - Motorbodies Weston Ltd	8	7:53.614	1 Lap	0.099	73.45	55.479	7	24	0
25	301	350cc	9	Stuart RANKIN (M)	Maxton TZ350 -	8	8:09.903	1 Lap	16.289	71.01	59.747	3	14	-11
26	55	F400_S/R	2	Magnus MANSON-CHUBB	Kawasaki ZXR400L -	8	8:10.769	1 Lap	0.866	70.88	57.698	4	23	-3
27	57	F400_S	5	Richard BUCKHAM	Kawasaki NINJA 400 -	8	8:39.666	1 Lap	28.897	66.94	1:00.860	2	32	5
28	8	F400	8	Luis VASCONCELOS	- 2 Build Or Not To Build Ltd	8	8:49.700	1 Lap	10.034	65.67	1:02.274	5	31	3

NOT CLASSIFIED

DNF	174	350cc		Gavin HEGGS	Yamaha TZ350G - RAFMSA	0								16
-----	-----	-------	--	-------------	------------------------	---	--	--	--	--	--	--	--	----

FASTEST LAP

133	F400	David LINDEMANN	Kawasaki ZX4R - Giraffe Decorators	8	51.569	84.32 mph	135.70 kph
1	350cc	Phil ATKINSON	Yamaha TZ350 - ROSE MOT/Q Oil Treatments	6	51.863	83.84 mph	134.94 kph
50	250cc	George THOMAS	Yamaha TZ350G - Tony Dunnell	9	53.782	80.85 mph	130.12 kph
26	F400_S	Damian LEE	Yamaha TZR250 - Leed Autos	2	54.870	79.25 mph	127.54 kph
81	F400_S/R	Ollie SIMS	Kawasaki NINJA 400 - Motorbodies Weston Ltd	7	55.479	78.38 mph	126.14 kph

Comments:

Amended - #16 - Change of class.

Class 350cc - 92.5% of Race Speed = 76.43 mph

Class 250cc - 92.5% of Race Speed = 73.71 mph

Class F400 - 92.5% of Race Speed = 72.54 mph

Class F400_S - 92.5% of Race Speed = 69.11 mph

Class F400_S/R - 92.5% of Race Speed = 67.94 mph

Weather / Track : Bright / Dry

These results are provisional until the conclusion of any judicial and technical matters.

Date: 21/09/2024 Start: 17:40 Finish: 17:48

Brands Hatch Indy: 1.2079 miles

Clerk Of Course:	Stewards:	Timekeeper: Richard Evans	
------------------	-----------	---------------------------	--

Results can be found at www.tsl-timing.com

Printed - 18:04 Saturday, 21 September 2024



BMCRC - MRO Championships 2024 - Rnd 7 @ Brands Hatch Indy

BMCRC Formula 400 & GP Originals

RACE 20 - LAP CHART

LAP 1 @ 17:41:47.927

NO	BEHIND	LAP TIME
1		56.527
62	1.134	57.661
31	1.157	57.684
50	2.361	58.888
38	2.890	59.417
97	3.078	59.605
155	3.130	59.657
27	3.656	1:00.183
42	4.932	1:01.459
20	5.945	1:02.472
88	6.037	1:02.564
142	6.410	1:02.937
301	8.542	1:05.069
2	21.490	1:18.017
25	21.568	1:18.095
133	21.773	1:18.300
45	22.177	1:18.704
15	22.212	1:18.739
16	23.077	1:19.604
9	23.342	1:19.869
65	23.645	1:20.172
26	24.468	1:20.995
81	25.197	1:21.724
90	25.398	1:21.925
12	25.884	1:22.411
55	27.497	1:24.024
57	32.508	1:29.035
8	32.963	1:29.490

LAP 2 @ 17:42:40.166

NO	BEHIND	LAP TIME
1		52.239
62	1.220	52.325
31	1.992	53.074
50	4.223	54.101
97	4.993	54.154
38	5.069	54.418
155	5.209	54.318
27	6.284	54.867
42	9.384	56.691
142	10.045	55.874
88	10.927	57.129
20	10.978	57.272
301	16.296	59.993
25	23.405	54.076
15	23.446	53.473
2	23.866	54.615
45	23.867	53.929
133	24.191	54.657
16	24.328	53.490
65	26.186	54.780
9	26.440	55.337
26	27.099	54.870
90	28.888	55.729
81	29.739	56.781
12	29.872	56.227
55	33.062	57.804
57	41.129	1:00.860
8	43.361	1:02.637

LAP 3 @ 17:43:32.289

NO	BEHIND	LAP TIME
1		52.123
62	1.405	52.308
31	2.971	53.102
97	6.381	53.511
50	6.479	54.379
38	7.031	54.085
155	7.125	54.039
27	9.186	55.025
42	13.968	56.707
142	14.222	56.300
88	14.973	56.169
20	16.097	57.242
15	23.866	52.543
301	23.920	59.747
133	25.023	52.955
45	25.088	53.344
25	25.191	53.909
2	25.373	53.630
16	25.587	53.382
65	28.273	54.210
9	29.898	55.581
26	29.955	54.979
90	32.248	55.483
81	33.560	55.944
12	34.210	56.461
55	39.055	58.116
57	50.231	1:01.225

LAP 4 @ 17:44:24.771

NO	BEHIND	LAP TIME
1		52.482
62	1.132	52.209
8	1 Lap	1:02.987
31	3.588	53.099
97	7.251	53.352
50	7.920	53.923
155	9.247	54.604
38	9.321	54.772
27	11.706	55.002
142	17.302	55.562
42	17.437	55.951
88	18.640	56.149
20	20.067	56.452
15	23.891	52.507
133	24.328	51.787
45	25.577	52.971
25	25.826	53.117
2	25.862	52.971
16	27.027	53.922
65	30.935	55.144
301	32.135	1:00.697
9	32.564	55.148
26	32.723	55.250
90	35.653	55.887
81	37.154	56.076
12	37.541	55.813
55	44.271	57.698

LAP 5 @ 17:45:16.888

NO	BEHIND	LAP TIME
1		52.117
62	1.483	52.468

31	5.324	53.853
57	1 Lap	1:01.544
97	8.424	53.290
50	9.961	54.158
155	11.561	54.431
8	1 Lap	1:02.455
38	12.274	55.070
27	14.511	54.922
142	20.362	55.177
42	21.008	55.688
88	22.115	55.592
20	24.236	56.286
15	24.251	52.477
133	24.398	52.187
45	26.281	52.821
2	26.435	52.690
25	26.659	52.950
16	27.301	52.391
65	34.103	55.285
26	35.825	55.219
9	36.083	55.636
90	39.066	55.530
81	40.969	55.932
301	41.082	1:01.064
12	41.124	55.700
55	50.231	58.077

LAP 6 @ 17:46:08.751

NO	BEHIND	LAP TIME
1		51.863
62	1.764	52.144
31	7.187	53.726
97	10.054	53.493
50	12.060	53.962
155	13.190	53.492
38	15.455	55.044
57	1 Lap	1:02.215
27	17.549	54.901
8	1 Lap	1:02.274
142	23.731	55.232
42	24.648	55.503
133	24.735	52.200
15	25.668	53.280
88	26.141	55.889
2	27.335	52.763
45	27.429	53.011
25	27.732	52.936
16	28.419	52.981
20	28.624	56.251
65	38.450	56.210
26	39.162	55.200
9	41.463	57.243
90	42.943	55.740
12	44.967	55.706
81	45.006	55.900
301	49.972	1:00.753

LAP 7 @ 17:47:00.768

NO	BEHIND	LAP TIME
1		52.017
62	2.609	52.862
55	1 Lap	57.907
31	8.450	53.280
97	11.571	53.534
50	13.873	53.830

155	14.126	52.953
38	19.255	55.817
27	20.024	54.492
133	25.102	52.384
57	1 Lap	1:01.350
142	27.097	55.383
15	27.360	53.709
2	28.897	53.579
42	29.002	56.371
45	29.338	53.926
25	29.357	53.642
16	29.645	53.243
88	31.660	57.536
20	33.076	56.469
8	1 Lap	1:02.729
65	42.222	55.789
26	42.827	55.682
9	45.163	55.717
90	45.895	54.969
12	48.417	55.467
81	48.468	55.479

LAP 8 @ 17:47:52.883

NO	BEHIND	LAP TIME
1		52.115
62	3.782	53.288
301	1 Lap	1:01.498
31	10.011	53.676
55	1 Lap	58.856
97	12.424	52.968
155	14.943	52.932
50	15.831	54.073
38	22.573	55.433
27	23.105	55.196
133	24.556	51.569
15	28.052	52.807
2	29.505	52.723
45	30.138	52.915
25	30.518	53.276
16	30.561	53.031
142	30.890	55.908
42	33.990	57.103
88	35.592	56.047
20	36.727	55.766
57	1 Lap	1:02.212
8	1 Lap	1:02.615
65	45.720	55.613
26	46.340	55.628
9	48.695	55.647
90	48.970	55.190
12	52.032	55.730

LAP 9 @ 17:48:45.002

NO	BEHIND	LAP TIME
1		52.119
81	1 Lap	55.778
62	5.868	54.205
31	11.779	53.887
97	14.522	54.217
155	16.186	53.362
301	1 Lap	1:01.082
55	1 Lap	58.287
50	17.494	53.782
133	25.407	52.970
38	25.708	55.254

BMCRC - MRO Championships 2024 - Rnd 7 @ Brands Hatch Indy

BMCRC Formula 400 & GP Originals

RACE 20 - POSITION CHART

No	Name	Lap Pos	Lap											
			1	2	3	4	5	6	7	8	9	10		
1	ATKINSON	1	1	1	1	1	1	1	1	1	1	1	1	1
62	WAINWRIGHT	2	62	62	62	62	62	62	62	62	62	62	62	62
31	STEAD	3	31	31	31	31	31	31	31	31	31	31	31	31
155	CHAPMAN (M)	4	50	50	97	97	97	97	97	97	97	97	97	97
97	TAYLOR	5	38	97	50	50	50	50	50	50	155	155	155	155
50	THOMAS	6	97	38	38	155	155	155	155	50	50	50	50	50
27	LINTON (M)	7	155	155	155	38	38	38	38	38	38	133	133	133
38	HIGGINS	8	27	27	27	27	27	27	27	27	27	27	27	38
42	BROOKS	9	42	42	42	142	142	142	133	133	27	27	27	27
88	EDGE (M)	10	20	142	142	42	42	42	142	15	15	15	15	15
20	GRIGSON	11	88	88	88	88	88	133	15	2	2	2	2	2
301	RANKIN (M)	12	142	20	20	20	20	15	2	45	45	45	45	45
142	BOLSOVER (M)	13	301	301	15	15	15	88	42	25	16	16	16	16
174	HEGGS	14	2	25	301	133	133	2	45	16	25	25	25	25
133	LINDEMANN	15	25	15	133	45	45	45	25	142	142	142	142	142
45	MACKENZIE	16	133	2	45	25	2	25	16	42	42	42	42	42
2	GILL	17	45	45	25	2	25	16	88	88	88	88	88	88
9	PERRY	18	15	133	2	16	16	20	20	20	20	20	20	20
25	SMITH	19	16	16	16	65	65	65	65	65	65	65	65	65
26	LEE	20	9	65	65	301	26	26	26	26	26	26	26	26
55	MANSON-CHUBB	21	65	9	9	9	9	9	9	9	90	90	90	90
81	SIMS	22	26	26	26	26	90	90	90	90	9	9	9	9
65	MOXON	23	81	90	90	90	81	12	12	12	12	12	12	12
12	WATT	24	90	81	81	81	301	81	81	81	81	81	81	81
15	SMITH	25	12	12	12	12	12	301	301	301	301	301	301	301
16	LAYTON	26	55	55	55	55	55	55	55	55	55	55	55	55
90	RAPA	27	57	57	57	57	57	57	57	57	57	57	57	57
8	VASCONCELOS	28	8	8	8	8	8	8	8	8	8	8	8	8
57	BUCKHAM	29												

BMCRC - MRO Championships 2024 - Rnd 7 @ Brands Hatch Indy

BMCRC Formula 400 & GP Originals

RACE 20 - SECTOR ANALYSIS



SECTOR 1 = FL to I1, SECTOR 2 = I1 to FL, DIFF = Difference To Personal Best Lap, P = Crossed Finish Line in Pit Lane, D = Time Disallowed

P1		1 350cc Phil ATKINSON		Yamaha TZ350 - ROSE MOT/Q Oil Treatments			
IDEAL LAP TIME : 51.841		BEST LAP TIME : 51.863		DIFFERENCE : 0.022			
LAP	SECTOR 1	SECTOR 2	LAP TIME	MPH	DIFF	TIME OF DAY	
1 -		21.325	56.527	76.92	4.664	17:41:47.927	
2 -	31.185	21.054	52.239	83.24	0.376	17:42:40.166	
3 -	31.112	21.011	52.123	83.42	0.260	17:43:32.289	
4 -	31.162	21.320	52.482	82.85	0.619	17:44:24.771	
5 -	31.024	21.093	52.117	83.43	0.254	17:45:16.888	
6 -	30.945	20.918	51.863 (1)	83.84		17:46:08.751	
7 -	31.121	20.896	52.017 (2)	83.59	0.154	17:47:00.768	
8 -	31.174	20.941	52.115 (3)	83.44	0.252	17:47:52.883	
9 -	31.093	21.026	52.119	83.43	0.256	17:48:45.002	

P2		62 350cc Josh WAINWRIGHT		Yamaha TZ350 - JW MOT Centre			
IDEAL LAP TIME : 52.090		BEST LAP TIME : 52.144		DIFFERENCE : 0.054			
LAP	SECTOR 1	SECTOR 2	LAP TIME	MPH	DIFF	TIME OF DAY	
1 -		21.695	57.661	75.41	5.517	17:41:49.061	
2 -	31.296	21.029	52.325	83.10	0.181	17:42:41.386	
3 -	31.241	21.067	52.308 (3)	83.13	0.164	17:43:33.694	
4 -	31.207	21.002	52.209 (2)	83.29	0.065	17:44:25.903	
5 -	31.197	21.271	52.468	82.88	0.324	17:45:18.371	
6 -	31.088	21.056	52.144 (1)	83.39		17:46:10.515	
7 -	31.503	21.359	52.862	82.26	0.718	17:47:03.377	
8 -	31.909	21.379	53.288	81.60	1.144	17:47:56.665	
9 -	32.001	22.204	54.205	80.22	2.061	17:48:50.870	

P3		31 350cc Phil STEAD		Yamaha TZ250L - Dynojet			
IDEAL LAP TIME : 52.890		BEST LAP TIME : 53.074		DIFFERENCE : 0.184			
LAP	SECTOR 1	SECTOR 2	LAP TIME	MPH	DIFF	TIME OF DAY	
1 -		21.504	57.684	75.38	4.610	17:41:49.084	
2 -	31.888	21.186	53.074 (1)	81.93		17:42:42.158	
3 -	31.964	21.138	53.102 (3)	81.89	0.028	17:43:35.260	
4 -	31.816	21.283	53.099 (2)	81.89	0.025	17:44:28.359	
5 -	32.006	21.847	53.853	80.74	0.779	17:45:22.212	
6 -	32.052	21.674	53.726	80.94	0.652	17:46:15.938	
7 -	31.847	21.433	53.280	81.61	0.206	17:47:09.218	
8 -	31.752	21.924	53.676	81.01	0.602	17:48:02.894	
9 -	32.231	21.656	53.887	80.69	0.813	17:48:56.781	

P4		97 350cc Andrew TAYLOR		Yamaha TZ350 - J B Taylor construction			
IDEAL LAP TIME : 52.968		BEST LAP TIME : 52.968		DIFFERENCE : 0.000			
LAP	SECTOR 1	SECTOR 2	LAP TIME	MPH	DIFF	TIME OF DAY	
1 -		21.925	59.605	72.95	6.637	17:41:51.005	
2 -	32.725	21.429	54.154	80.30	1.186	17:42:45.159	
3 -	32.008	21.503	53.511	81.26	0.543	17:43:38.670	
4 -	31.900	21.452	53.352 (3)	81.50	0.384	17:44:32.022	
5 -	31.910	21.380	53.290 (2)	81.60	0.322	17:45:25.312	
6 -	32.018	21.475	53.493	81.29	0.525	17:46:18.805	
7 -	32.017	21.517	53.534	81.23	0.566	17:47:12.339	
8 -	31.714	21.254	52.968 (1)	82.09		17:48:05.307	
9 -	32.544	21.673	54.217	80.20	1.249	17:48:59.524	

BMCRC - MRO Championships 2024 - Rnd 7 @ Brands Hatch Indy

BMCRC Formula 400 & GP Originals

RACE 20 - SECTOR ANALYSIS



SECTOR 1 = FL to I1, SECTOR 2 = I1 to FL, DIFF = Difference To Personal Best Lap, P = Crossed Finish Line in Pit Lane, D = Time Disallowed

P5		155 350cc	Roy CHAPMAN (M)	Yamaha TZ350 - self		
IDEAL LAP TIME : 52.774		BEST LAP TIME : 52.932		DIFFERENCE : 0.158		
LAP	SECTOR 1	SECTOR 2	LAP TIME	MPH	DIFF	TIME OF DAY
1 -		22.165	59.657	72.89	6.725	17:41:51.057
2 -	33.028	21.290	54.318	80.05	1.386	17:42:45.375
3 -	32.298	21.741	54.039	80.47	1.107	17:43:39.414
4 -	32.761	21.843	54.604	79.63	1.672	17:44:34.018
5 -	33.060	21.371	54.431	79.89	1.499	17:45:28.449
6 -	32.214	21.278	53.492	81.29	0.560	17:46:21.941
7 -	31.812	21.141	52.953 (2)	82.12	0.021	17:47:14.894
8 -	31.905	21.027	52.932 (1)	82.15		17:48:07.826
9 -	31.747	21.615	53.362 (3)	81.49	0.430	17:49:01.188

P6		50 250cc	George THOMAS	Yamaha TZ350G - Tony Dunnell		
IDEAL LAP TIME :		BEST LAP TIME : 53.782		DIFFERENCE :		
LAP	SECTOR 1	SECTOR 2	LAP TIME	MPH	DIFF	TIME OF DAY
1 -			58.888	73.84	5.106	17:41:50.288
2 -			54.101	80.37	0.319	17:42:44.389
3 -			54.379	79.96	0.597	17:43:38.768
4 -			53.923 (3)	80.64	0.141	17:44:32.691
5 -			54.158	80.29	0.376	17:45:26.849
6 -			53.962	80.58	0.180	17:46:20.811
7 -			53.830 (2)	80.78	0.048	17:47:14.641
8 -			54.073	80.42	0.291	17:48:08.714
9 -			53.782 (1)	80.85		17:49:02.496

P7		133 F400	David LINDEMANN	Kawasaki ZX4R - Giraffe Decorators		
IDEAL LAP TIME : 51.569		BEST LAP TIME : 51.569		DIFFERENCE : 0.000		
LAP	SECTOR 1	SECTOR 2	LAP TIME	MPH	DIFF	TIME OF DAY
1 -		21.802	1:18.300	55.53	26.731	17:42:09.700
2 -	33.161	21.496	54.657	79.56	3.088	17:43:04.357
3 -	31.635	21.320	52.955	82.11	1.386	17:43:57.312
4 -	30.805	20.982	51.787 (2)	83.97	0.218	17:44:49.099
5 -	31.095	21.092	52.187 (3)	83.32	0.618	17:45:41.286
6 -	30.776	21.424	52.200	83.30	0.631	17:46:33.486
7 -	31.192	21.192	52.384	83.01	0.815	17:47:25.870
8 -	30.659	20.910	51.569 (1)	84.32		17:48:17.439
9 -	31.357	21.613	52.970	82.09	1.401	17:49:10.409

P8		38 350cc	Darrell HIGGINS	Yamaha TZ350 - Dennis trollope racing		
IDEAL LAP TIME : 54.085		BEST LAP TIME : 54.085		DIFFERENCE : 0.000		
LAP	SECTOR 1	SECTOR 2	LAP TIME	MPH	DIFF	TIME OF DAY
1 -		22.134	59.417	73.18	5.332	17:41:50.817
2 -	32.559	21.859	54.418 (2)	79.91	0.333	17:42:45.235
3 -	32.241	21.844	54.085 (1)	80.40		17:43:39.320
4 -	32.725	22.047	54.772 (3)	79.39	0.687	17:44:34.092
5 -	33.149	21.921	55.070	78.96	0.985	17:45:29.162
6 -	32.933	22.111	55.044	79.00	0.959	17:46:24.206
7 -	33.325	22.492	55.817	77.90	1.732	17:47:20.023
8 -	33.211	22.222	55.433	78.44	1.348	17:48:15.456
9 -	33.074	22.180	55.254	78.70	1.169	17:49:10.710

BMCRC - MRO Championships 2024 - Rnd 7 @ Brands Hatch Indy

BMCRC Formula 400 & GP Originals

RACE 20 - SECTOR ANALYSIS



SECTOR 1 = FL to I1, SECTOR 2 = I1 to FL, DIFF = Difference To Personal Best Lap, P = Crossed Finish Line in Pit Lane, D = Time Disallowed

P9		27 250cc		Mark LINTON (M)		Yamaha TZ250 - Wapping Organ Company	
IDEAL LAP TIME : 54.460		BEST LAP TIME : 54.492		DIFFERENCE : 0.032			
LAP	SECTOR 1	SECTOR 2	LAP TIME	MPH	DIFF	TIME OF DAY	
1 -		22.089	1:00.183	72.25	5.691	17:41:51.583	
2 -	32.980	21.887	54.867 (2)	79.25	0.375	17:42:46.450	
3 -	32.816	22.209	55.025	79.02	0.533	17:43:41.475	
4 -	32.953	22.049	55.002	79.06	0.510	17:44:36.477	
5 -	32.856	22.066	54.922	79.17	0.430	17:45:31.399	
6 -	32.949	21.952	54.901 (3)	79.20	0.409	17:46:26.300	
7 -	32.573	21.919	54.492 (1)	79.80		17:47:20.792	
8 -	32.738	22.458	55.196	78.78	0.704	17:48:15.988	
9 -	33.018	22.125	55.143	78.86	0.651	17:49:11.131	

P10		15 F400		Nick SMITH		Kawasaki ZXR400 - Hi-Precision Engineering Ltd	
IDEAL LAP TIME : 52.314		BEST LAP TIME : 52.477		DIFFERENCE : 0.163			
LAP	SECTOR 1	SECTOR 2	LAP TIME	MPH	DIFF	TIME OF DAY	
1 -		21.353	1:18.739	55.22	26.262	17:42:10.139	
2 -	32.277	21.196	53.473	81.32	0.996	17:43:03.612	
3 -	31.261	21.282	52.543	82.76	0.066	17:43:56.155	
4 -	31.161	21.346	52.507 (3)	82.81	0.030	17:44:48.662	
5 -	31.323	21.154	52.477 (1)	82.86		17:45:41.139	
6 -	31.559	21.721	53.280	81.61	0.803	17:46:34.419	
7 -	32.095	21.614	53.709	80.96	1.232	17:47:28.128	
8 -	31.654	21.153	52.807	82.34	0.330	17:48:20.935	
9 -	31.295	21.203	52.498 (2)	82.83	0.021	17:49:13.433	

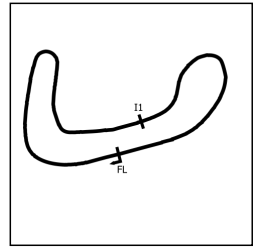
P11		2 F400		Andrew GILL		Kawasaki ZXR400 -	
IDEAL LAP TIME : 51.938		BEST LAP TIME : 51.938		DIFFERENCE : 0.000			
LAP	SECTOR 1	SECTOR 2	LAP TIME	MPH	DIFF	TIME OF DAY	
1 -		21.734	1:18.017	55.73	26.079	17:42:09.417	
2 -	33.237	21.378	54.615	79.62	2.677	17:43:04.032	
3 -	32.250	21.380	53.630	81.08	1.692	17:43:57.662	
4 -	31.823	21.148	52.971	82.09	1.033	17:44:50.633	
5 -	31.582	21.108	52.690 (2)	82.53	0.752	17:45:43.323	
6 -	31.532	21.231	52.763	82.41	0.825	17:46:36.086	
7 -	32.112	21.467	53.579	81.16	1.641	17:47:29.665	
8 -	31.447	21.276	52.723 (3)	82.48	0.785	17:48:22.388	
9 -	30.885	21.053	51.938 (1)	83.72		17:49:14.326	

P12		45 F400		Marley MACKENZIE		Kawasaki NINJA - Kirkcaldy Kawasaki, ELPM	
IDEAL LAP TIME : 52.212		BEST LAP TIME : 52.212		DIFFERENCE : 0.000			
LAP	SECTOR 1	SECTOR 2	LAP TIME	MPH	DIFF	TIME OF DAY	
1 -		21.866	1:18.704	55.25	26.492	17:42:10.104	
2 -	32.312	21.617	53.929	80.63	1.717	17:43:04.033	
3 -	31.747	21.597	53.344	81.52	1.132	17:43:57.377	
4 -	31.515	21.456	52.971	82.09	0.759	17:44:50.348	
5 -	31.358	21.463	52.821 (2)	82.32	0.609	17:45:43.169	
6 -	31.512	21.499	53.011	82.03	0.799	17:46:36.180	
7 -	32.444	21.482	53.926	80.64	1.714	17:47:30.106	
8 -	31.455	21.460	52.915 (3)	82.18	0.703	17:48:23.021	
9 -	30.981	21.231	52.212 (1)	83.28		17:49:15.233	

BMCRC - MRO Championships 2024 - Rnd 7 @ Brands Hatch Indy

BMCRC Formula 400 & GP Originals

RACE 20 - SECTOR ANALYSIS



SECTOR 1 = FL to I1, SECTOR 2 = I1 to FL, DIFF = Difference To Personal Best Lap, P = Crossed Finish Line in Pit Lane, D = Time Disallowed

P13 16 F400_S Aleisha LAYTON			Kawasaki NINJA 400 -			
IDEAL LAP TIME : 51.795		BEST LAP TIME : 51.795		DIFFERENCE : 0.000		
LAP	SECTOR 1	SECTOR 2	LAP TIME	MPH	DIFF	TIME OF DAY
1 -		21.956	1:19.604	54.62	27.809	17:42:11.004
2 -	32.065	21.425	53.490	81.29	1.695	17:43:04.494
3 -	32.080	21.302	53.382	81.46	1.587	17:43:57.876
4 -	32.581	21.341	53.922	80.64	2.127	17:44:51.798
5 -	31.223	21.168	52.391 (2)	83.00	0.596	17:45:44.189
6 -	31.422	21.559	52.981 (3)	82.07	1.186	17:46:37.170
7 -	31.799	21.444	53.243	81.67	1.448	17:47:30.413
8 -	31.673	21.358	53.031	82.00	1.236	17:48:23.444
9 -	30.847	20.948	51.795 (1)	83.95		17:49:15.239

P14 25 F400 Haydon SMITH			Kawasaki ZXR400 - Shelf & Rail Co.			
IDEAL LAP TIME : 52.372		BEST LAP TIME : 52.936		DIFFERENCE : 0.564		
LAP	SECTOR 1	SECTOR 2	LAP TIME	MPH	DIFF	TIME OF DAY
1 -		21.930	1:18.095	55.68	25.159	17:42:09.495
2 -	32.633	21.443	54.076	80.41	1.140	17:43:03.571
3 -	32.601	21.308	53.909	80.66	0.973	17:43:57.480
4 -	31.827	21.290	53.117 (3)	81.86	0.181	17:44:50.597
5 -	31.934	21.016	52.950 (2)	82.12	0.014	17:45:43.547
6 -	31.486	21.450	52.936 (1)	82.14		17:46:36.483
7 -	32.341	21.301	53.642	81.06	0.706	17:47:30.125
8 -	31.626	21.650	53.276	81.62	0.340	17:48:23.401
9 -	31.356	22.082	53.438	81.37	0.502	17:49:16.839

P15 142 350cc John BOLSOVER (M)			Gourlay Yamaha TZ350 - Dannisport Racing Leathers			
IDEAL LAP TIME : 55.060		BEST LAP TIME : 55.177		DIFFERENCE : 0.117		
LAP	SECTOR 1	SECTOR 2	LAP TIME	MPH	DIFF	TIME OF DAY
1 -		22.774	1:02.937	69.09	7.760	17:41:54.337
2 -	33.636	22.238	55.874	77.82	0.697	17:42:50.211
3 -	33.884	22.416	56.300	77.23	1.123	17:43:46.511
4 -	33.293	22.269	55.562	78.26	0.385	17:44:42.073
5 -	33.031	22.146	55.177 (1)	78.81		17:45:37.250
6 -	33.060	22.172	55.232 (2)	78.73	0.055	17:46:32.482
7 -	33.313	22.070	55.383 (3)	78.51	0.206	17:47:27.865
8 -	32.990	22.918	55.908	77.78	0.731	17:48:23.773
9 -	34.014	22.322	56.336	77.19	1.159	17:49:20.109

P16 42 250cc Sian BROOKS			Yamaha TZ - Spyre Ltd			
IDEAL LAP TIME : 55.494		BEST LAP TIME : 55.503		DIFFERENCE : 0.009		
LAP	SECTOR 1	SECTOR 2	LAP TIME	MPH	DIFF	TIME OF DAY
1 -		22.231	1:01.459	70.75	5.956	17:41:52.859
2 -	34.482	22.209	56.691	76.70	1.188	17:42:49.550
3 -	34.345	22.362	56.707	76.68	1.204	17:43:46.257
4 -	34.048	21.903	55.951 (3)	77.72	0.448	17:44:42.208
5 -	33.720	21.968	55.688 (2)	78.08	0.185	17:45:37.896
6 -	33.591	21.912	55.503 (1)	78.34		17:46:33.399
7 -	34.468	21.903	56.371	77.14	0.868	17:47:29.770
8 -	34.845	22.258	57.103	76.15	1.600	17:48:26.873
9 -	33.911	22.401	56.312	77.22	0.809	17:49:23.185

BMCRC - MRO Championships 2024 - Rnd 7 @ Brands Hatch Indy

BMCRC Formula 400 & GP Originals

RACE 20 - SECTOR ANALYSIS



SECTOR 1 = FL to I1, SECTOR 2 = I1 to FL, DIFF = Difference To Personal Best Lap, P = Crossed Finish Line in Pit Lane, D = Time Disallowed

P17 88 350cc Mark EDGE (M)			Gourlay Yamaha TZ350 - Gourlay Yamaha			
IDEAL LAP TIME : 55.226		BEST LAP TIME : 55.592		DIFFERENCE : 0.366		
LAP	SECTOR 1	SECTOR 2	LAP TIME	MPH	DIFF	TIME OF DAY
1 -		22.700	1:02.564	69.50	6.972	17:41:53.964
2 -	34.863	22.266	57.129	76.11	1.537	17:42:51.093
3 -	33.924	22.245	56.169	77.42	0.577	17:43:47.262
4 -	33.857	22.292	56.149	77.44	0.557	17:44:43.411
5 -	33.577	22.015	55.592 (1)	78.22		17:45:39.003
6 -	33.211	22.678	55.889 (2)	77.80	0.297	17:46:34.892
7 -	34.489	23.047	57.536	75.58	1.944	17:47:32.428
8 -	33.478	22.569	56.047 (3)	77.58	0.455	17:48:28.475
9 -	34.083	22.267	56.350	77.17	0.758	17:49:24.825

P18 20 250cc Michael GRIGSON			Yamaha TZ250L - Precision Automation			
IDEAL LAP TIME : 55.443		BEST LAP TIME : 55.766		DIFFERENCE : 0.323		
LAP	SECTOR 1	SECTOR 2	LAP TIME	MPH	DIFF	TIME OF DAY
1 -		22.837	1:02.472	69.60	6.706	17:41:53.872
2 -	34.514	22.758	57.272	75.92	1.506	17:42:51.144
3 -	34.449	22.793	57.242	75.96	1.476	17:43:48.386
4 -	33.831	22.621	56.452	77.03	0.686	17:44:44.838
5 -	33.751	22.535	56.286	77.25	0.520	17:45:41.124
6 -	33.797	22.454	56.251 (3)	77.30	0.485	17:46:37.375
7 -	33.782	22.687	56.469	77.00	0.703	17:47:33.844
8 -	33.426	22.340	55.766 (1)	77.97		17:48:29.610
9 -	33.103	22.666	55.769 (2)	77.97	0.003	17:49:25.379

P19 65 F400 Andrew MOXON			Kawasaki ZXR 400 - Helix Homes Developments ltd			
IDEAL LAP TIME : 54.210		BEST LAP TIME : 54.210		DIFFERENCE : 0.000		
LAP	SECTOR 1	SECTOR 2	LAP TIME	MPH	DIFF	TIME OF DAY
1 -		22.083	1:20.172	54.24	25.962	17:42:11.572
2 -	32.777	22.003	54.780 (2)	79.38	0.570	17:43:06.352
3 -	32.382	21.828	54.210 (1)	80.21		17:44:00.562
4 -	32.692	22.452	55.144 (3)	78.85	0.934	17:44:55.706
5 -	33.056	22.229	55.285	78.65	1.075	17:45:50.991
6 -	33.530	22.680	56.210	77.36	2.000	17:46:47.201
7 -	33.621	22.168	55.789	77.94	1.579	17:47:42.990
8 -	33.379	22.234	55.613	78.19	1.403	17:48:38.603
9 -	33.586	22.425	56.011	77.63	1.801	17:49:34.614

P20 26 F400_S Damian LEE			Yamaha TZR250 - Leed Autos			
IDEAL LAP TIME : 54.673		BEST LAP TIME : 54.870		DIFFERENCE : 0.197		
LAP	SECTOR 1	SECTOR 2	LAP TIME	MPH	DIFF	TIME OF DAY
1 -		22.364	1:20.995	53.68	26.125	17:42:12.395
2 -	32.656	22.214	54.870 (1)	79.25		17:43:07.265
3 -	32.459	22.520	54.979 (2)	79.09	0.109	17:44:02.244
4 -	32.820	22.430	55.250	78.70	0.380	17:44:57.494
5 -	32.742	22.477	55.219	78.75	0.349	17:45:52.713
6 -	32.851	22.349	55.200 (3)	78.77	0.330	17:46:47.913
7 -	33.292	22.390	55.682	78.09	0.812	17:47:43.595
8 -	33.259	22.369	55.628	78.17	0.758	17:48:39.223
9 -	33.204	22.747	55.951	77.72	1.081	17:49:35.174

BMCRC - MRO Championships 2024 - Rnd 7 @ Brands Hatch Indy

BMCRC Formula 400 & GP Originals

RACE 20 - SECTOR ANALYSIS



SECTOR 1 = FL to I1, SECTOR 2 = I1 to FL, DIFF = Difference To Personal Best Lap, P = Crossed Finish Line in Pit Lane, D = Time Disallowed

P21 90 F400_S Steve RAPA			Honda RVF400 (BRUCE) - My Own Fair Hands			
IDEAL LAP TIME : 54.969		BEST LAP TIME : 54.969		DIFFERENCE : 0.000		
LAP	SECTOR 1	SECTOR 2	LAP TIME	MPH	DIFF	TIME OF DAY
1 -		22.583	1:21.925	53.07	26.956	17:42:13.325
2 -	33.372	22.357	55.729	78.03	0.760	17:43:09.054
3 -	33.249	22.234	55.483 (3)	78.37	0.514	17:44:04.537
4 -	33.429	22.458	55.887	77.81	0.918	17:45:00.424
5 -	33.156	22.374	55.530	78.31	0.561	17:45:55.954
6 -	33.432	22.308	55.740	78.01	0.771	17:46:51.694
7 -	32.938	22.031	54.969 (1)	79.11		17:47:46.663
8 -	32.940	22.250	55.190 (2)	78.79	0.221	17:48:41.853
9 -	33.716	22.447	56.163	77.42	1.194	17:49:38.016

P22 9 F400_S Kobe PERRY			Kawasaki NINJA -			
IDEAL LAP TIME : 54.911		BEST LAP TIME : 55.148		DIFFERENCE : 0.237		
LAP	SECTOR 1	SECTOR 2	LAP TIME	MPH	DIFF	TIME OF DAY
1 -		22.409	1:19.869	54.44	24.721	17:42:11.269
2 -	32.958	22.379	55.337 (2)	78.58	0.189	17:43:06.606
3 -	32.930	22.651	55.581 (3)	78.23	0.433	17:44:02.187
4 -	32.647	22.501	55.148 (1)	78.85		17:44:57.335
5 -	33.372	22.264	55.636	78.16	0.488	17:45:52.971
6 -	34.301	22.942	57.243	75.96	2.095	17:46:50.214
7 -	33.154	22.563	55.717	78.04	0.569	17:47:45.931
8 -	32.892	22.755	55.647	78.14	0.499	17:48:41.578
9 -	34.099	23.144	57.243	75.96	2.095	17:49:38.821

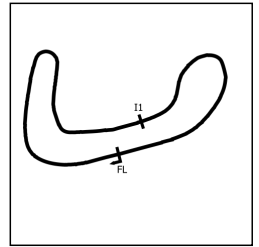
P23 12 F400_S Kade WATT			Kawasaki NINJA 400 - 3D Racing			
IDEAL LAP TIME : 55.312		BEST LAP TIME : 55.467		DIFFERENCE : 0.155		
LAP	SECTOR 1	SECTOR 2	LAP TIME	MPH	DIFF	TIME OF DAY
1 -		23.041	1:22.411	52.76	26.944	17:42:13.811
2 -	33.540	22.687	56.227	77.34	0.760	17:43:10.038
3 -	33.939	22.522	56.461	77.01	0.994	17:44:06.499
4 -	33.354	22.459	55.813	77.91	0.346	17:45:02.312
5 -	32.853	22.847	55.700 (2)	78.07	0.233	17:45:58.012
6 -	33.167	22.539	55.706 (3)	78.06	0.239	17:46:53.718
7 -	32.891	22.576	55.467 (1)	78.39		17:47:49.185
8 -	33.059	22.671	55.730	78.02	0.263	17:48:44.915

P24 81 F400_S/F Ollie SIMS			Kawasaki NINJA 400 - Motorbodies Weston Ltd			
IDEAL LAP TIME : 55.114		BEST LAP TIME : 55.479		DIFFERENCE : 0.365		
LAP	SECTOR 1	SECTOR 2	LAP TIME	MPH	DIFF	TIME OF DAY
1 -		22.969	1:21.724	53.21	26.245	17:42:13.124
2 -	34.130	22.651	56.781	76.58	1.302	17:43:09.905
3 -	33.327	22.617	55.944	77.73	0.465	17:44:05.849
4 -	33.448	22.628	56.076	77.54	0.597	17:45:01.925
5 -	32.984	22.948	55.932	77.74	0.453	17:45:57.857
6 -	33.330	22.570	55.900 (3)	77.79	0.421	17:46:53.757
7 -	33.349	22.130	55.479 (1)	78.38		17:47:49.236
8 -	33.098	22.680	55.778 (2)	77.96	0.299	17:48:45.014

BMCRC - MRO Championships 2024 - Rnd 7 @ Brands Hatch Indy

BMCRC Formula 400 & GP Originals

RACE 20 - SECTOR ANALYSIS



SECTOR 1 = FL to I1, SECTOR 2 = I1 to FL, DIFF = Difference To Personal Best Lap, P = Crossed Finish Line in Pit Lane, D = Time Disallowed

P25	301	350cc	Stuart RANKIN (M)	Maxton TZ350 -
IDEAL LAP TIME : 59.549		BEST LAP TIME : 59.747		DIFFERENCE : 0.198

LAP	SECTOR 1	SECTOR 2	LAP TIME	MPH	DIFF	TIME OF DAY
1 -		23.608	1:05.069	66.82	5.322	17:41:56.469
2 -	36.404	23.589	59.993 (2)	72.48	0.246	17:42:56.462
3 -	35.960	23.787	59.747 (1)	72.78		17:43:56.209
4 -	36.808	23.889	1:00.697 (3)	71.64	0.950	17:44:56.906
5 -	36.597	24.467	1:01.064	71.21	1.317	17:45:57.970
6 -	36.953	23.800	1:00.753	71.57	1.006	17:46:58.723
7 -	37.411	24.087	1:01.498	70.71	1.751	17:48:00.221
8 -	36.710	24.372	1:01.082	71.19	1.335	17:49:01.303

P26	55	F400_S/F	Magnus MANSON-CHUBB	Kawasaki ZXR400L -
IDEAL LAP TIME : 57.396		BEST LAP TIME : 57.698		DIFFERENCE : 0.302

LAP	SECTOR 1	SECTOR 2	LAP TIME	MPH	DIFF	TIME OF DAY
1 -		23.227	1:24.024	51.75	26.326	17:42:15.424
2 -	34.840	22.964	57.804 (2)	75.23	0.106	17:43:13.228
3 -	34.514	23.602	58.116	74.82	0.418	17:44:11.344
4 -	34.816	22.882	57.698 (1)	75.36		17:45:09.042
5 -	35.054	23.023	58.077	74.87	0.379	17:46:07.119
6 -	34.974	22.933	57.907 (3)	75.09	0.209	17:47:05.026
7 -	35.728	23.128	58.856	73.88	1.158	17:48:03.882
8 -	34.966	23.321	58.287	74.60	0.589	17:49:02.169

P27	57	F400_S	Richard BUCKHAM	Kawasaki NINJA 400 -
IDEAL LAP TIME : 1:00.722		BEST LAP TIME : 1:00.860		DIFFERENCE : 0.138

LAP	SECTOR 1	SECTOR 2	LAP TIME	MPH	DIFF	TIME OF DAY
1 -		24.879	1:29.035	48.84	28.175	17:42:20.435
2 -	36.269	24.591	1:00.860 (1)	71.45		17:43:21.295
3 -	36.552	24.673	1:01.225 (2)	71.02	0.365	17:44:22.520
4 -	36.954	24.590	1:01.544	70.65	0.684	17:45:24.064
5 -	37.086	25.129	1:02.215	69.89	1.355	17:46:26.279
6 -	36.682	24.668	1:01.350	70.88	0.490	17:47:27.629
7 -	37.606	24.606	1:02.212	69.89	1.352	17:48:29.841
8 -	36.132	25.093	1:01.225 (2)	71.02	0.365	17:49:31.066

P28	8	F400	Luis VASCONCELOS	- 2 Build Or Not To Build Ltd
IDEAL LAP TIME : 1:02.207		BEST LAP TIME : 1:02.274		DIFFERENCE : 0.067

LAP	SECTOR 1	SECTOR 2	LAP TIME	MPH	DIFF	TIME OF DAY
1 -		25.443	1:29.490	48.59	27.216	17:42:20.890
2 -	37.663	24.974	1:02.637	69.42	0.363	17:43:23.527
3 -	37.683	25.304	1:02.987	69.03	0.713	17:44:26.514
4 -	37.631	24.824	1:02.455 (2)	69.62	0.181	17:45:28.969
5 -	37.383	24.891	1:02.274 (1)	69.83		17:46:31.243
6 -	37.751	24.978	1:02.729	69.32	0.455	17:47:33.972
7 -	37.672	24.943	1:02.615 (3)	69.44	0.341	17:48:36.587
8 -	39.605	24.908	1:04.513	67.40	2.239	17:49:41.100

BMCRC - MRO Championships 2024 - Rnd 7 @ Brands Hatch Indy

BMCRC Formula 400 & GP Originals

RACE 20 - BEST SECTORS

SECTOR 1			SECTOR 2			IDEAL / BEST COMPARISON						
POS	NO	NAME	TIME	NO	NAME	TIME	POS	NO	NAME	IDEAL	BEST	DIFF
									PERFECT LAP	51.555		
1	133	LINDEMANN	30.659	1	ATKINSON	20.896	1	133	LINDEMANN	51.569	51.569	0.000
2	16	LAYTON	30.847	133	LINDEMANN	20.910	2	16	LAYTON	51.795	51.795	0.000
3	2	GILL	30.885	16	LAYTON	20.948	3	1	ATKINSON	51.841	51.863	0.022
4	1	ATKINSON	30.945	62	WAINWRIGHT	21.002	4	2	GILL	51.938	51.938	0.000
5	45	MACKENZIE	30.981	25	SMITH	21.016	5	62	WAINWRIGHT	52.090	52.144	0.054
6	62	WAINWRIGHT	31.088	155	CHAPMAN (M)	21.027	6	45	MACKENZIE	52.212	52.212	0.000
7	15	SMITH	31.161	2	GILL	21.053	7	15	SMITH	52.314	52.477	0.163
8	25	SMITH	31.356	31	STEAD	21.138	8	25	SMITH	52.372	52.936	0.564
9	97	TAYLOR	31.714	15	SMITH	21.153	9	155	CHAPMAN (M)	52.774	52.932	0.158
10	155	CHAPMAN (M)	31.747	45	MACKENZIE	21.231	10	31	STEAD	52.890	53.074	0.184
11	31	STEAD	31.752	97	TAYLOR	21.254	11	97	TAYLOR	52.968	52.968	0.000
12	38	HIGGINS	32.241	65	MOXON	21.828	12	38	HIGGINS	54.085	54.085	0.000
13	65	MOXON	32.382	38	HIGGINS	21.844	13	65	MOXON	54.210	54.210	0.000
14	26	LEE	32.459	27	LINTON (M)	21.887	14	27	LINTON (M)	54.460	54.492	0.032
15	27	LINTON (M)	32.573	42	BROOKS	21.903	15	26	LEE	54.673	54.870	0.197
16	9	PERRY	32.647	88	EDGE (M)	22.015	16	9	PERRY	54.911	55.148	0.237
17	12	WATT	32.853	90	RAPA	22.031	17	90	RAPA	54.969	54.969	0.000
18	90	RAPA	32.938	142	BOLSOVER (M)	22.070	18	142	BOLSOVER (M)	55.060	55.177	0.117
19	81	SIMS	32.984	81	SIMS	22.130	19	81	SIMS	55.114	55.479	0.365
20	142	BOLSOVER (M)	32.990	26	LEE	22.214	20	88	EDGE (M)	55.226	55.592	0.366
21	20	GRIGSON	33.103	9	PERRY	22.264	21	12	WATT	55.312	55.467	0.155
22	88	EDGE (M)	33.211	20	GRIGSON	22.340	22	20	GRIGSON	55.443	55.766	0.323
23	42	BROOKS	33.591	12	WATT	22.459	23	42	BROOKS	55.494	55.503	0.009
24	55	MANSON-CHUBB	34.514	55	MANSON-CHUBB	22.882	24	55	MANSON-CHUBB	57.396	57.698	0.302
25	301	RANKIN (M)	35.960	301	RANKIN (M)	23.589	25	301	RANKIN (M)	59.549	59.747	0.198
26	57	BUCKHAM	36.132	57	BUCKHAM	24.590	26	57	BUCKHAM	1:00.722	1:00.860	0.138
27	8	VASCONCELOS	37.383	8	VASCONCELOS	24.824	27	8	VASCONCELOS	1:02.207	1:02.274	0.067
28							28	50	THOMAS		53.782	
29												

BMCRC - MRO Championships 2024 - Rnd 7 @ Brands Hatch Indy

BMCRC Formula 400 & GP Originals

RACE 20 - STATISTICS

Competitors Started 29
Planned Start 2024-09-21 @ 16:30:00.000
Actual Start 2024-09-21 @ 17:40:51.399
Finish Time 2024-09-21 @ 17:48:45.001
Track Length 1.2079mi.
Total Laps 246
Total Distance Covered 297.1546mi.

Session Fastest Lap History

NO	CL	NAME	LAP TIME	TIME OF DAY	LAP	VEHICLE
1	350cc	Phil ATKINSON	52.239	17:42:40.166	2	Yamaha TZ350
1	350cc	Phil ATKINSON	52.123	17:43:32.289	3	Yamaha TZ350
133	F400	David LINDEMANN	51.787	17:44:49.099	4	Kawasaki ZX4R
133	F400	David LINDEMANN	51.569	17:48:17.439	8	Kawasaki ZX4R

Session Leader History

NO	CL	NAME	FROM LAP	LAPS LED	DISTANCE	VEHICLE
1	350cc	Phil ATKINSON	1	9	10.87 miles	Yamaha TZ350

Flag History

TYPE	TIME OF DAY
GREEN	17:40:51.399
FINISH	17:48:45.001

Flag Statistics

TYPE	COUNT	TOTAL LAPS	TOTAL TIME
Green	1	9	9:34.610
Red	0	0	0.000
Safety Car	0	0	0.000
FCY	0	0	0.000

BMCRC - MRO Championships 2024 - Rnd 7 @ Brands Hatch Indy

BMCRC Formula 400 & GP Originals

RACE 20 - STATISTICS

CLASS : F400_S

6 Starters

Fastest Lap History

NO	NAME	LAP TIME	TIME OF DAY	LAP	VEHICLE
16	Aleisha LAYTON	53.490	17:43:04.494	2	Kawasaki NINJA 400
16	Aleisha LAYTON	53.382	17:43:57.876	3	Kawasaki NINJA 400
16	Aleisha LAYTON	52.391	17:45:44.189	5	Kawasaki NINJA 400
16	Aleisha LAYTON	51.795	17:49:15.239	9	Kawasaki NINJA 400

Leader History

NO	NAME	FROM LAP	LAPS LED	DISTANCE	VEHICLE
16	Aleisha LAYTON	1	9	10.87 miles	Kawasaki NINJA 400

BMCRC - MRO Championships 2024 - Rnd 7 @ Brands Hatch Indy

BMCRC Formula 400 & GP Originals

RACE 20 - STATISTICS

CLASS : F400_S/R

2 Starters

Fastest Lap History

NO	NAME	LAP TIME	TIME OF DAY	LAP	VEHICLE
81	Ollie SIMS	56.781	17:43:09.905	2	Kawasaki NINJA 400
81	Ollie SIMS	55.944	17:44:05.849	3	Kawasaki NINJA 400
81	Ollie SIMS	55.932	17:45:57.857	5	Kawasaki NINJA 400
81	Ollie SIMS	55.900	17:46:53.757	6	Kawasaki NINJA 400
81	Ollie SIMS	55.479	17:47:49.236	7	Kawasaki NINJA 400

Leader History

NO	NAME	FROM LAP	LAPS LED	DISTANCE	VEHICLE
81	Ollie SIMS	1	8	9.66 miles	Kawasaki NINJA 400

BMCRC - MRO Championships 2024 - Rnd 7 @ Brands Hatch Indy

BMCRC Formula 400 & GP Originals

RACE 20 - STATISTICS

CLASS : 250cc

4 Starters

Fastest Lap History

NO	NAME	LAP TIME	TIME OF DAY	LAP	VEHICLE
50	George THOMAS	54.101	17:42:44.389	2	Yamaha TZ350G
50	George THOMAS	53.923	17:44:32.691	4	Yamaha TZ350G
50	George THOMAS	53.830	17:47:14.641	7	Yamaha TZ350G
50	George THOMAS	53.782	17:49:02.496	9	Yamaha TZ350G

Leader History

NO	NAME	FROM LAP	LAPS LED	DISTANCE	VEHICLE
50	George THOMAS	1	9	10.87 miles	Yamaha TZ350G

BMCRC - MRO Championships 2024 - Rnd 7 @ Brands Hatch Indy

BMCRC Formula 400 & GP Originals

RACE 20 - STATISTICS

CLASS : 350cc

10 Starters

Fastest Lap History

NO	NAME	LAP TIME	TIME OF DAY	LAP	VEHICLE
1	Phil ATKINSON	52.239	17:42:40.166	2	Yamaha TZ350
1	Phil ATKINSON	52.123	17:43:32.289	3	Yamaha TZ350
1	Phil ATKINSON	52.117	17:45:16.888	5	Yamaha TZ350
1	Phil ATKINSON	51.863	17:46:08.751	6	Yamaha TZ350

Leader History

NO	NAME	FROM LAP	LAPS LED	DISTANCE	VEHICLE
1	Phil ATKINSON	1	9	10.87 miles	Yamaha TZ350

BMCRC - MRO Championships 2024 - Rnd 7 @ Brands Hatch Indy

BMCRC Formula 400 & GP Originals

RACE 20 - STATISTICS

CLASS : F400

7 Starters

Fastest Lap History

NO	NAME	LAP TIME	TIME OF DAY	LAP	VEHICLE
25	Haydon SMITH	54.076	17:43:03.571	2	Kawasaki ZXR400
15	Nick SMITH	53.473	17:43:03.612	2	Kawasaki ZXR400
15	Nick SMITH	52.543	17:43:56.155	3	Kawasaki ZXR400
15	Nick SMITH	52.507	17:44:48.662	4	Kawasaki ZXR400
133	David LINDEMANN	51.787	17:44:49.099	4	Kawasaki ZX4R
133	David LINDEMANN	51.569	17:48:17.439	8	Kawasaki ZX4R

Leader History

NO	NAME	FROM LAP	LAPS LED	DISTANCE	VEHICLE
2	Andrew GILL	1	1	1.20 miles	Kawasaki ZXR400
25	Haydon SMITH	2	1	1.20 miles	Kawasaki ZXR400
15	Nick SMITH	3	3	3.62 miles	Kawasaki ZXR400
133	David LINDEMANN	6	4	4.83 miles	Kawasaki ZX4R

BMCRC - MRO Championships 2024 - Rnd 7 @ Brands Hatch Indy

BMCRC Formula 400 & GP Originals

RACE 10 - GRID (12 Laps)



ROW 13	39	115	Jake DONKERSLEY	1:02.274	38	8	Luis VASCONCELOS	57.698	37	55	Magnus MANSON-CHUBB	
ROW 12	36	81	Ollie SIMS	55.479	35	12	Kade WATT	55.467	34	9	Kobe PERRY	
ROW 11	33	90	Steve RAPA	54.969	32	26	Damian LEE	54.870	31	65	Andrew MOXON	
ROW 10	30	25	Haydon SMITH	52.936	29	15	Nick SMITH	52.477	28	45	Marley MACKENZIE	
ROW 9	27	2	Andrew GILL	51.938	26	16	Aleisha LAYTON	51.795	25	133	David LINDEMANN	
ROW 8												
ROW 7												
ROW 6						16	59	Spike SHELDON (M)				
ROW 5		15	46	Grant GOODINGS (M)		14	174	Gavin HEGGS	59.747	13	301	Stuart RANKIN (M)
ROW 4	12	20	Michael GRIGSON	55.766	11	88	Mark EDGE (M)	55.592	10	42	Sian BROOKS	
ROW 3	9	142	John BOLSOVER (M)	55.177	8	27	Mark LINTON (M)	54.492	7	38	Darrell HIGGINS	
ROW 2	6	50	George THOMAS	53.782	5	31	Phil STEAD	53.074	4	97	Andrew TAYLOR	
ROW 1	3	155	Roy CHAPMAN (M)	52.932	2	62	Josh WAINWRIGHT	52.144	1	1	Phil ATKINSON	
											Pole	

These results are provisional until the conclusion of any judicial and technical matters.

Brands Hatch Indy: 1.2079 miles

Clerk Of Course:	Stewards:	Timekeeper: Richard Evans	
------------------	-----------	---------------------------	--

Results can be found at www.tsl-timing.com

Printed - 17:54 Saturday, 21 September 2024



BMCRC - MRO Championships 2024 - Rnd 7 @ Brands Hatch Indy

BMCRC Formula 400 & GP Originals

RACE 10 - CLASSIFICATION

Race Distance: 12 Laps / 14.49 miles



POS	NO	CL	PIC	NAME	ENTRY	LAPS	TIME	GAP	DIFF	MPH	BEST	ON	GRD	↑↓
1	1	350cc	1	Phil ATKINSON	Yamaha TZ350 - ROSE MOT/Q Oil Treatments	12	10:36.899			81.93	51.949	3	1	0
2	97	350cc	2	Andrew TAYLOR	Yamaha TZ350 - J B Taylor construction	12	10:54.278	17.379	17.379	79.75	52.899	5	4	2
3	50	250cc	1	George THOMAS	Yamaha TZ350G - Tony Dunnell	12	10:54.842	17.943	0.564	79.68	53.286	8	6	3
4	133	F400	1	David LINDEMANN	Kawasaki ZX4R - Giraffe Decorators	12	10:55.746	18.847	0.904	79.57	51.681	8	17	13
5	27*	250cc	2	Mark LINTON (M)	Yamaha TZ250 - Wapping Organ Company	12	11:00.544	23.645	4.798	79.00	54.195	8	8	3
6	16	F400	2	Aleisha LAYTON	Kawasaki NINJA 400 -	12	11:00.899	24.000	0.355	78.95	52.460	8	18	12
7	25	F400	3	Haydon SMITH	Kawasaki ZXR400 - Shelf & Rail Co.	12	11:00.956	24.057	0.057	78.95	52.053	7	22	15
8	142	350cc	3	John BOLSOVER (M)	Gourlay Yamaha TZ350 - Dannisport Racing Leathers	12	11:01.226	24.327	0.270	78.91	53.425	6	9	1
9	2	F400	4	Andrew GILL	Kawasaki ZXR400 -	12	11:02.114	25.215	0.888	78.81	52.192	7	19	10
10	45	F400	5	Marley MACKENZIE	Kawasaki NINJA - Kirkcaldy Kawasaki, ELPM	12	11:06.764	29.865	4.650	78.26	52.729	7	20	10
11	38	350cc	4	Darrell HIGGINS	Yamaha TZ350 - Dennis trollope racing	12	11:12.070	35.171	5.306	77.64	54.817	4	7	-4
12	88	350cc	5	Mark EDGE (M)	Gourlay Yamaha TZ350 - Gourlay Yamaha	12	11:27.289	50.390	15.219	75.92	55.968	10	11	-1
13	9	F400_S	1	Kobe PERRY	Kawasaki NINJA -	12	11:30.734	53.835	3.445	75.54	54.582	7	26	13
14	26	F400_S	2	Damian LEE	Yamaha TZ250 - Leed Autos	12	11:31.766	54.867	1.032	75.43	54.699	7	24	10
15	42	250cc	3	Sian BROOKS	Yamaha TZ - Spyre Ltd	11	10:37.031	1 Lap	1 Lap	75.08	56.102	2	10	-5
16	90	F400_S	3	Steve RAPA	Honda RVF400 (BRUCE) - My Own Fair Hands	11	10:37.124	1 Lap	0.093	75.07	54.930	3	25	9
17	12	F400_S	4	Kade WATT	Kawasaki NINJA 400 - 3D Racing	11	10:44.925	1 Lap	7.801	74.17	55.187	3	27	10
18	81	F400_S/R	1	Ollie SIMS	Kawasaki NINJA 400 - Motorbodies Weston Ltd	11	10:48.142	1 Lap	3.217	73.80	55.870	7	28	10
19	55	F400_S/R	2	Magnus MANSON-CHUBB	Kawasaki ZXR400L -	11	11:01.062	1 Lap	12.920	72.36	56.483	7	29	10
20	301	350cc	6	Stuart RANKIN (M)	Maxton TZ350 -	11	11:24.926	1 Lap	23.864	69.83	1:01.056	7	13	-7
21	8	F400	6	Luis VASCONCELOS	- 2 Build Or Not To Build Ltd	10	11:12.227	2 Laps	1 Lap	64.68	1:03.820	6	30	9

NOT CLASSIFIED

DNF	155	350cc		Roy CHAPMAN (M)	Yamaha TZ350 - self	9	8:20.880	3 Laps	1 Lap	78.13	53.117	3	3	
DNF	59	350cc		Spike SHELDON (M)	Yamaha TZ350 -	9	9:15.864	3 Laps	54.984	70.40	59.797	7	16	
DNF	15	F400		Nick SMITH	Kawasaki ZXR400 - Hi-Precision Engineering Ltd	7	6:36.109	5 Laps	2 Laps	76.84	52.084	7	21	
DNF	20	250cc		Michael GRIGSON	Yamaha TZ250L - Precision Automation	2	1:57.942	10 Laps	5 Laps	73.74	55.076	2	12	
DNF	31	350cc		Phil STEAD	Yamaha TZ250L - Dynojet	0							5	

NOT STARTED

NS	62	350cc		Josh WAINWRIGHT	Yamaha TZ350 - JW MOT Centre								2	
----	----	-------	--	-----------------	------------------------------	--	--	--	--	--	--	--	---	--

FASTEST LAP

133	F400	David LINDEMANN	Kawasaki ZX4R - Giraffe Decorators	8	51.681	84.14 mph	135.41 kph
1	350cc	Phil ATKINSON	Yamaha TZ350 - ROSE MOT/Q Oil Treatments	3	51.949	83.70 mph	134.71 kph
50	250cc	George THOMAS	Yamaha TZ350G - Tony Dunnell	8	53.286	81.60 mph	131.33 kph
9	F400_S	Kobe PERRY	Kawasaki NINJA -	7	54.582	79.67 mph	128.21 kph
81	F400_S/R	Ollie SIMS	Kawasaki NINJA 400 - Motorbodies Weston Ltd	7	55.870	77.83 mph	125.26 kph

Comments:

#50 - No working transponder, please fix for your next race.

Class 350cc - 92.5% of Race Speed = 75.78 mph

Class 250cc - 92.5% of Race Speed = 73.70 mph

Class F400 - 92.5% of Race Speed = 73.60 mph

Class F400_S - 92.5% of Race Speed = 69.87 mph

Class F400_S/R - 92.5% of Race Speed = 68.26 mph

Weather / Track : Cloudy / Dry

Date: 22/09/2024 Start: 13:55 Finish: 14:06

These results are provisional until the conclusion of any judicial and technical matters.

Brands Hatch Indy: 1.2079 miles

Clerk Of Course:	Stewards:	Timekeeper: Richard Evans	
------------------	-----------	---------------------------	--

Results can be found at www.tsl-timing.com

Printed - 14:08 Sunday, 22 September 2024



BMCRC - MRO Championships 2024 - Rnd 7 @ Brands Hatch Indy

BMCRC Formula 400 & GP Originals

RACE 10 - LAP CHART

LAP 1 @ 13:56:58.024

NO	BEHIND	LAP TIME
1		58.153
97	1.130	59.283
50	2.140	1:00.293
155	2.149	1:00.302
27	3.101	1:01.254
38	3.926	1:02.079
142	4.102	1:02.255
20	4.713	1:02.866
42	5.625	1:03.778
88	6.315	1:04.468
301	8.850	1:07.003
59	10.875	1:09.028
2	20.161	1:18.314
16	20.333	1:18.486
133	20.720	1:18.873
15	20.765	1:18.918
25	21.002	1:19.155
45	21.741	1:19.894
9	23.096	1:21.249
90	23.572	1:21.725
12	24.244	1:22.397
26	24.450	1:22.603
81	25.687	1:23.840
55	26.817	1:24.970
8	34.307	1:32.460

LAP 2 @ 13:57:50.519

NO	BEHIND	LAP TIME
1		52.495
97	2.196	53.561
50	3.737	54.092
155	4.180	54.526
27	4.962	54.356
38	6.271	54.840
142	6.411	54.804
20	7.294	55.076
42	9.232	56.102
88	10.655	56.835
301	17.652	1:01.297
2	20.650	52.984
59	20.693	1:02.313
133	20.939	52.714
16	20.978	53.140
15	21.191	52.921
25	21.537	53.030
45	22.392	53.146
9	26.113	55.512
90	26.516	55.439
26	27.267	55.312
12	27.578	55.829
81	29.589	56.397
55	32.293	57.971
8	46.968	1:05.156

LAP 3 @ 13:58:42.468

NO	BEHIND	LAP TIME
1		51.949
97	3.415	53.168
50	5.147	53.359
155	5.348	53.117
27	7.263	54.250
142	9.543	55.081

38	9.706	55.384
42	13.551	56.268
88	14.796	56.090
2	21.708	53.007
133	22.054	53.064
16	22.391	53.362
15	22.652	53.410
25	22.868	53.280
45	23.904	53.461
301	27.001	1:01.298
59	29.362	1:00.618
90	29.497	54.930
9	29.873	55.709
26	30.355	55.037
12	30.816	55.187
81	33.876	56.236
55	37.768	57.424

LAP 4 @ 13:59:34.686

NO	BEHIND	LAP TIME
1		52.218
97	4.701	53.504
50	6.740	53.811
155	6.748	53.618
8	1 Lap	1:04.598
27	9.642	54.597
142	11.583	54.258
38	12.305	54.817
42	18.825	57.492
88	19.011	56.433
133	21.991	52.155
2	22.290	52.800
16	22.750	52.577
15	22.965	52.531
25	23.067	52.417
45	24.601	52.915
90	33.588	56.309
9	33.833	56.178
26	34.993	56.856
12	35.555	56.957
301	35.909	1:01.126
81	37.564	55.906
59	38.596	1:01.452
55	42.528	56.978

LAP 5 @ 14:00:26.912

NO	BEHIND	LAP TIME
1		52.226
97	5.374	52.899
50	8.225	53.711
155	8.231	53.709
27	11.893	54.477
142	13.184	53.827
38	15.500	55.421
8	1 Lap	1:04.007
133	22.986	53.221
42	23.557	56.958
2	23.629	53.565
16	23.678	53.154
15	23.996	53.257
88	24.005	57.220
25	24.216	53.375
45	25.153	52.778
90	36.815	55.453
9	37.262	55.655

26	37.716	54.949
12	38.940	55.611
81	42.041	56.703
301	44.966	1:01.283
59	46.235	59.865
55	47.429	57.127

LAP 6 @ 14:01:19.008

NO	BEHIND	LAP TIME
1		52.096
97	6.640	53.362
155	9.671	53.536
50	9.737	53.608
27	14.359	54.562
142	14.513	53.425
38	18.758	55.354
133	23.034	52.144
2	24.495	52.962
15	24.888	52.988
16	25.177	53.595
25	25.588	53.468
45	26.615	53.558
42	29.699	58.238
88	29.883	57.974
8	1 Lap	1:03.891
9	40.474	55.308
26	40.630	55.010
90	40.714	55.995
12	42.110	55.266
81	46.173	56.228

LAP 7 @ 14:02:12.086

NO	BEHIND	LAP TIME
1		53.078
55	1 Lap	58.358
301	1 Lap	1:01.079
59	1 Lap	1:00.370
97	7.777	54.215
155	10.195	53.602
50	11.005	54.345
142	16.006	54.571
27	16.458	55.177
38	21.624	55.944
133	21.894	51.938
2	23.609	52.192
15	23.894	52.084
25	24.563	52.053
16	24.806	52.707
45	26.266	52.729
88	33.783	56.978
42	34.127	57.506
8	1 Lap	1:03.820
9	41.978	54.582
26	42.251	54.699
90	42.724	55.088
12	44.915	55.883
81	48.965	55.870

LAP 8 @ 14:03:04.450

NO	BEHIND	LAP TIME
1		52.364
55	1 Lap	56.483
59	1 Lap	59.797
301	1 Lap	1:01.056

97	11.067	55.654
155	11.138	53.307
50	11.927	53.286
142	17.900	54.258
27	18.289	54.195
133	21.211	51.681
25	24.671	52.472
38	24.759	55.499
16	24.902	52.460
2	25.731	54.486
45	26.891	52.989
88	38.435	57.016
42	40.205	58.442
9	45.058	55.444
26	45.205	55.318
90	46.156	55.796
12	50.473	57.922

LAP 9 @ 14:03:57.591

NO	BEHIND	LAP TIME
1		53.141
81	1 Lap	57.566
8	2 Laps	1:05.309
55	1 Lap	58.445
97	14.097	56.171
50	14.411	55.625
59	1 Lap	1:01.504
142	18.999	54.240
301	1 Lap	1:02.722
27	19.564	54.416
133	19.977	51.907
155	23.160	1:05.163
25	24.491	52.961
16	24.529	52.768
2	25.768	53.178
45	27.031	53.281
38	27.265	55.647
88	41.278	55.984
42	44.414	57.350
9	47.298	55.381
26	47.677	55.613
90	48.460	55.445

LAP 10 @ 14:04:49.950

NO	BEHIND	LAP TIME
1		52.359
12	1 Lap	56.524
81	1 Lap	56.455
8	2 Laps	1:03.882
55	1 Lap	57.608
97	16.211	54.473
50	16.714	54.662
133	20.930	53.312
142	21.216	54.576
27	21.871	54.666
16	25.009	52.839
25	25.014	52.882
59	1 Lap	1:00.917
2	25.956	52.547
45	27.894	53.222
301	1 Lap	1:02.158
38	30.715	55.809
88	44.887	55.968
42	49.192	57.137
9	50.081	55.142

LAP 11 @ 14:05:42.350

NO	BEHIND	LAP TIME
1		52.400
12	1 Lap	56.385
81	1 Lap	56.954
97	18.678	54.867
50	18.949	54.635
133	20.589	52.059
55	1 Lap	58.250
142	23.517	54.701
27	23.715	54.244
8	2 Laps	1:04.104
25	25.064	52.450
16	25.147	52.538
2	26.313	52.757
45	29.505	54.011
38	33.712	55.397
301	1 Lap	1:03.346
88	48.525	56.038
9	52.955	55.274
26	53.604	55.536

LAP 12 @ 14:06:36.770

NO	BEHIND	LAP TIME
1		54.420
42	1 Lap	57.760
90	1 Lap	55.352
12	1 Lap	56.964
81	1 Lap	55.987
97	17.379	53.121
50	17.943	53.414
133	18.847	52.678
27	23.645	54.350
16	24.000	53.273
25	24.057	53.413
55	1 Lap	57.448
142	24.327	55.230
2	25.215	53.322
45	29.865	54.780
38	35.171	55.879
8	2 Laps	1:05.000
301	1 Lap	1:02.558
88	50.390	56.285
9	53.835	55.300
26	54.867	55.683

BMCRC - MRO Championships 2024 - Rnd 7 @ Brands Hatch Indy

BMCRC Formula 400 & GP Originals

RACE 10 - POSITION CHART

No	Name	Lap Pos	Lap											
			1	2	3	4	5	6	7	8	9	10	11	12
1	ATKINSON	1	1	1	1	1	1	1	1	1	1	1	1	1
62	WAINWRIGHT	2	97	97	97	97	97	97	97	97	97	97	97	97
155	CHAPMAN (M)	3	50	50	50	50	50	155	155	155	50	50	50	50
97	TAYLOR	4	155	155	155	155	155	50	50	50	142	133	133	133
31	STEAD	5	27	27	27	27	27	27	142	142	27	142	142	27
50	THOMAS	6	38	38	142	142	142	142	27	27	133	27	27	16
38	HIGGINS	7	142	142	38	38	38	38	38	133	155	16	25	25
27	LINTON (M)	8	20	20	42	42	133	133	133	25	25	25	16	142
142	BOLSOVER (M)	9	42	42	88	88	42	2	2	38	16	2	2	2
42	BROOKS	10	88	88	2	133	2	15	15	16	2	45	45	45
88	EDGE (M)	11	301	301	133	2	16	16	25	2	45	38	38	38
20	GRIGSON	12	59	2	16	16	15	25	16	45	38	88	88	88
301	RANKIN (M)	13	2	59	15	15	88	45	45	88	88	42	9	9
59	SHELDON (M)	14	16	133	25	25	25	42	88	42	42	9	26	26
133	LINDEMANN	15	133	16	45	45	45	88	42	9	9	26	42	
16	LAYTON	16	15	15	301	90	90	9	9	26	26	90	90	
2	GILL	17	25	25	59	9	9	26	26	90	90	12	12	
45	MACKENZIE	18	45	45	90	26	26	90	90	12	12	81	81	
15	SMITH	19	9	9	9	12	12	12	12	81	81	55	55	
25	SMITH	20	90	90	26	301	81	81	81	55	55	301	301	
26	LEE	21	12	26	12	81	301	55	55	59	59	8		
90	RAPA	22	26	12	81	59	59	301	59	301	301			
9	PERRY	23	81	81	55	55	55	59	301	8	8			
12	WATT	24	55	55	8	8	8	8	8					
81	SIMS	25	8	8										
55	MANSON-CHUBB	26												
8	VASCONCELOS	27												

BMCRC - MRO Championships 2024 - Rnd 7 @ Brands Hatch Indy

BMCRC Formula 400 & GP Originals

RACE 10 - SECTOR ANALYSIS



SECTOR 1 = FL to I1, SECTOR 2 = I1 to FL, DIFF = Difference To Personal Best Lap, P = Crossed Finish Line in Pit Lane, D = Time Disallowed

P1		1 350cc Phil ATKINSON		Yamaha TZ350 - ROSE MOT/Q Oil Treatments			
IDEAL LAP TIME : 51.879		BEST LAP TIME : 51.949		DIFFERENCE : 0.070			
LAP	SECTOR 1	SECTOR 2	LAP TIME	MPH	DIFF	TIME OF DAY	
1 -		21.256	58.153	74.77	6.204	13:56:58.024	
2 -	31.301	21.194	52.495	82.83	0.546	13:57:50.519	
3 -	30.944	21.005	51.949 (1)	83.70		13:58:42.468	
4 -	31.147	21.071	52.218 (3)	83.27	0.269	13:59:34.686	
5 -	31.226	21.000	52.226	83.26	0.277	14:00:26.912	
6 -	31.161	20.935	52.096 (2)	83.47	0.147	14:01:19.008	
7 -	31.218	21.860	53.078	81.92	1.129	14:02:12.086	
8 -	31.285	21.079	52.364	83.04	0.415	14:03:04.450	
9 -	31.607	21.534	53.141	81.83	1.192	14:03:57.591	
10 -	31.224	21.135	52.359	83.05	0.410	14:04:49.950	
11 -	31.392	21.008	52.400	82.98	0.451	14:05:42.350	
12 -	31.948	22.472	54.420	79.90	2.471	14:06:36.770	

P2		97 350cc Andrew TAYLOR		Yamaha TZ350 - J B Taylor construction			
IDEAL LAP TIME : 52.796		BEST LAP TIME : 52.899		DIFFERENCE : 0.103			
LAP	SECTOR 1	SECTOR 2	LAP TIME	MPH	DIFF	TIME OF DAY	
1 -		21.549	59.283	73.35	6.384	13:56:59.154	
2 -	32.006	21.555	53.561	81.18	0.662	13:57:52.715	
3 -	31.731	21.437	53.168 (3)	81.78	0.269	13:58:45.883	
4 -	31.584	21.920	53.504	81.27	0.605	13:59:39.387	
5 -	31.687	21.212	52.899 (1)	82.20		14:00:32.286	
6 -	31.706	21.656	53.362	81.49	0.463	14:01:25.648	
7 -	32.234	21.981	54.215	80.21	1.316	14:02:19.863	
8 -	33.711	21.943	55.654	78.13	2.755	14:03:15.517	
9 -	34.221	21.950	56.171	77.41	3.272	14:04:11.688	
10 -	32.945	21.528	54.473	79.83	1.574	14:05:06.161	
11 -	33.246	21.621	54.867	79.25	1.968	14:06:01.028	
12 -	31.680	21.441	53.121 (2)	81.86	0.222	14:06:54.149	

P3		50 250cc George THOMAS		Yamaha TZ350G - Tony Dunnell			
IDEAL LAP TIME :		BEST LAP TIME : 53.286		DIFFERENCE :			
LAP	SECTOR 1	SECTOR 2	LAP TIME	MPH	DIFF	TIME OF DAY	
1 -			1:00.293	72.12	7.007	13:57:00.164	
2 -			54.092	80.39	0.806	13:57:54.256	
3 -			53.359 (2)	81.49	0.073	13:58:47.615	
4 -			53.811	80.81	0.525	13:59:41.426	
5 -			53.711	80.96	0.425	14:00:35.137	
6 -			53.608	81.11	0.322	14:01:28.745	
7 -			54.345	80.01	1.059	14:02:23.091	
8 -			53.286 (1)	81.60		14:03:16.377	
9 -			55.625	78.17	2.339	14:04:12.002	
10 -			54.662	79.55	1.376	14:05:06.664	
11 -			54.635	79.59	1.349	14:06:01.299	
12 -			53.414 (3)	81.41	0.128	14:06:54.713	

BMCRC - MRO Championships 2024 - Rnd 7 @ Brands Hatch Indy

BMCRC Formula 400 & GP Originals

RACE 10 - SECTOR ANALYSIS



SECTOR 1 = FL to I1, SECTOR 2 = I1 to FL, DIFF = Difference To Personal Best Lap, P = Crossed Finish Line in Pit Lane, D = Time Disallowed

P4 133 F400 David LINDEMANN		Kawasaki ZX4R - Giraffe Decorators				
IDEAL LAP TIME : 51.597		BEST LAP TIME : 51.681		DIFFERENCE : 0.084		
LAP	SECTOR 1	SECTOR 2	LAP TIME	MPH	DIFF	TIME OF DAY
1 -		21.424	1:18.873	55.13	27.192	13:57:18.744
2 -	31.673	21.041	52.714	82.49	1.033	13:58:11.458
3 -	31.713	21.351	53.064	81.95	1.383	13:59:04.522
4 -	31.145	21.010	52.155	83.37	0.474	13:59:56.677
5 -	31.595	21.626	53.221	81.70	1.540	14:00:49.898
6 -	31.134	21.010	52.144	83.39	0.463	14:01:42.042
7 -	30.702	21.236	51.938 (3)	83.72	0.257	14:02:33.980
8 -	30.684	20.997	51.681 (1)	84.14		14:03:25.661
9 -	30.994	20.913	51.907 (2)	83.77	0.226	14:04:17.568
10 -	31.817	21.495	53.312	81.56	1.631	14:05:10.880
11 -	30.737	21.322	52.059	83.53	0.378	14:06:02.939
12 -	30.818	21.860	52.678	82.55	0.997	14:06:55.617

P5 27 250cc Mark LINTON (M)		Yamaha TZ250 - Wapping Organ Company				
IDEAL LAP TIME : 53.984		BEST LAP TIME : 54.195		DIFFERENCE : 0.211		
LAP	SECTOR 1	SECTOR 2	LAP TIME	MPH	DIFF	TIME OF DAY
1 -		21.889	1:01.254	70.99	7.059	13:57:01.125
2 -	32.611	21.745	54.356	80.00	0.161	13:57:55.481
3 -	32.425	21.825	54.250 (3)	80.15	0.055	13:58:49.731
4 -	32.603	21.994	54.597	79.64	0.402	13:59:44.328
5 -	32.668	21.809	54.477	79.82	0.282	14:00:38.805
6 -	32.609	21.953	54.562	79.70	0.367	14:01:33.367
7 -	33.161	22.016	55.177	78.81	0.982	14:02:28.544
8 -	32.511	21.684	54.195 (1)	80.23		14:03:22.739
9 -	32.484	21.932	54.416	79.91	0.221	14:04:17.155
10 -	32.962	21.704	54.666	79.54	0.471	14:05:11.821
11 -	32.401	21.843	54.244 (2)	80.16	0.049	14:06:06.065
12 -	32.300	22.050	54.350	80.01	0.155	14:07:00.415

P6 16 F400 Aleisha LAYTON		Kawasaki NINJA 400 -				
IDEAL LAP TIME : 52.274		BEST LAP TIME : 52.460		DIFFERENCE : 0.186		
LAP	SECTOR 1	SECTOR 2	LAP TIME	MPH	DIFF	TIME OF DAY
1 -		21.157	1:18.486	55.40	26.026	13:57:18.357
2 -	31.863	21.277	53.140	81.83	0.680	13:58:11.497
3 -	31.916	21.446	53.362	81.49	0.902	13:59:04.859
4 -	31.235	21.342	52.577 (3)	82.70	0.117	13:59:57.436
5 -	31.316	21.838	53.154	81.81	0.694	14:00:50.590
6 -	32.519	21.076	53.595	81.13	1.135	14:01:44.185
7 -	31.239	21.468	52.707	82.50	0.247	14:02:36.892
8 -	31.354	21.106	52.460 (1)	82.89		14:03:29.352
9 -	31.678	21.090	52.768	82.40	0.308	14:04:22.120
10 -	31.800	21.039	52.839	82.29	0.379	14:05:14.959
11 -	31.483	21.055	52.538 (2)	82.77	0.078	14:06:07.497
12 -	31.884	21.389	53.273	81.62	0.813	14:07:00.770

BMCRC - MRO Championships 2024 - Rnd 7 @ Brands Hatch Indy

BMCRC Formula 400 & GP Originals

RACE 10 - SECTOR ANALYSIS



SECTOR 1 = FL to I1, SECTOR 2 = I1 to FL, DIFF = Difference To Personal Best Lap, P = Crossed Finish Line in Pit Lane, D = Time Disallowed

P7 25 F400 Haydon SMITH		Kawasaki ZXR400 - Shelf & Rail Co.				
IDEAL LAP TIME : 51.940		BEST LAP TIME : 52.053		DIFFERENCE : 0.113		
LAP	SECTOR 1	SECTOR 2	LAP TIME	MPH	DIFF	TIME OF DAY
1 -		21.186	1:19.155	54.93	27.102	13:57:19.026
2 -	31.844	21.186	53.030	82.00	0.977	13:58:12.056
3 -	31.843	21.437	53.280	81.61	1.227	13:59:05.336
4 -	31.326	21.091	52.417 (2)	82.96	0.364	13:59:57.753
5 -	31.175	22.200	53.375	81.47	1.322	14:00:51.128
6 -	32.088	21.380	53.468	81.33	1.415	14:01:44.596
7 -	30.849	21.204	52.053 (1)	83.54		14:02:36.649
8 -	31.093	21.379	52.472	82.87	0.419	14:03:29.121
9 -	31.775	21.186	52.961	82.10	0.908	14:04:22.082
10 -	31.554	21.328	52.882	82.23	0.829	14:05:14.964
11 -	31.286	21.164	52.450 (3)	82.90	0.397	14:06:07.414
12 -	31.518	21.895	53.413	81.41	1.360	14:07:00.827

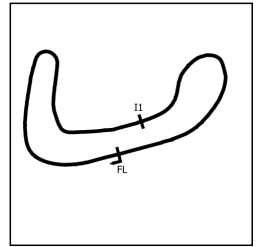
P8 142 350cc John BOLSOVER (M)		Gourlay Yamaha TZ350 - Dannisport Racing Leathers				
IDEAL LAP TIME : 53.425		BEST LAP TIME : 53.425		DIFFERENCE : 0.000		
LAP	SECTOR 1	SECTOR 2	LAP TIME	MPH	DIFF	TIME OF DAY
1 -		22.254	1:02.255	69.85	8.830	13:57:02.126
2 -	32.909	21.895	54.804	79.34	1.379	13:57:56.930
3 -	32.964	22.117	55.081	78.94	1.656	13:58:52.011
4 -	32.428	21.830	54.258	80.14	0.833	13:59:46.269
5 -	32.329	21.498	53.827 (2)	80.78	0.402	14:00:40.096
6 -	31.987	21.438	53.425 (1)	81.39		14:01:33.521
7 -	32.789	21.782	54.571	79.68	1.146	14:02:28.092
8 -	32.345	21.913	54.258	80.14	0.833	14:03:22.350
9 -	32.328	21.912	54.240 (3)	80.17	0.815	14:04:16.590
10 -	32.607	21.969	54.576	79.67	1.151	14:05:11.166
11 -	32.588	22.113	54.701	79.49	1.276	14:06:05.867
12 -	32.644	22.586	55.230	78.73	1.805	14:07:01.097

P9 2 F400 Andrew GILL		Kawasaki ZXR400 -				
IDEAL LAP TIME : 52.192		BEST LAP TIME : 52.192		DIFFERENCE : 0.000		
LAP	SECTOR 1	SECTOR 2	LAP TIME	MPH	DIFF	TIME OF DAY
1 -		21.304	1:18.314	55.52	26.122	13:57:18.185
2 -	31.819	21.165	52.984	82.07	0.792	13:58:11.169
3 -	31.789	21.218	53.007	82.03	0.815	13:59:04.176
4 -	31.735	21.065	52.800	82.35	0.608	13:59:56.976
5 -	31.536	22.029	53.565	81.18	1.373	14:00:50.541
6 -	31.665	21.297	52.962	82.10	0.770	14:01:43.503
7 -	31.140	21.052	52.192 (1)	83.31		14:02:35.695
8 -	33.048	21.438	54.486	79.81	2.294	14:03:30.181
9 -	32.099	21.079	53.178	81.77	0.986	14:04:23.359
10 -	31.411	21.136	52.547 (2)	82.75	0.355	14:05:15.906
11 -	31.481	21.276	52.757 (3)	82.42	0.565	14:06:08.663
12 -	32.066	21.256	53.322	81.55	1.130	14:07:01.985

BMCRC - MRO Championships 2024 - Rnd 7 @ Brands Hatch Indy

BMCRC Formula 400 & GP Originals

RACE 10 - SECTOR ANALYSIS



SECTOR 1 = FL to I1, SECTOR 2 = I1 to FL, DIFF = Difference To Personal Best Lap, P = Crossed Finish Line in Pit Lane, D = Time Disallowed

P10 45 F400 Marley MACKENZIE			Kawasaki NINJA - Kirkcaldy Kawasaki, ELPM			
IDEAL LAP TIME : 52.710		BEST LAP TIME : 52.729		DIFFERENCE : 0.019		
LAP	SECTOR 1	SECTOR 2	LAP TIME	MPH	DIFF	TIME OF DAY
1 -		21.518	1:19.894	54.42	27.165	13:57:19.765
2 -	31.648	21.498	53.146	81.82	0.417	13:58:12.911
3 -	31.915	21.546	53.461	81.34	0.732	13:59:06.372
4 -	31.446	21.469	52.915 (3)	82.18	0.186	13:59:59.287
5 -	31.383	21.395	52.778 (2)	82.39	0.049	14:00:52.065
6 -	31.897	21.661	53.558	81.19	0.829	14:01:45.623
7 -	31.402	21.327	52.729 (1)	82.47		14:02:38.352
8 -	31.560	21.429	52.989	82.06	0.260	14:03:31.341
9 -	31.606	21.675	53.281	81.61	0.552	14:04:24.622
10 -	31.649	21.573	53.222	81.70	0.493	14:05:17.844
11 -	32.144	21.867	54.011	80.51	1.282	14:06:11.855
12 -	32.443	22.337	54.780	79.38	2.051	14:07:06.635

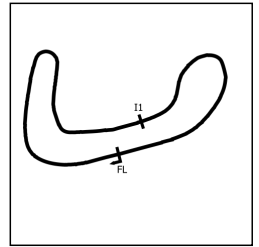
P11 38 350cc Darrell HIGGINS			Yamaha TZ350 - Dennis trollope racing			
IDEAL LAP TIME : 54.445		BEST LAP TIME : 54.817		DIFFERENCE : 0.372		
LAP	SECTOR 1	SECTOR 2	LAP TIME	MPH	DIFF	TIME OF DAY
1 -		22.368	1:02.079	70.04	7.262	13:57:01.950
2 -	32.907	21.933	54.840 (2)	79.29	0.023	13:57:56.790
3 -	32.976	22.408	55.384	78.51	0.567	13:58:52.174
4 -	32.512	22.305	54.817 (1)	79.32		13:59:46.991
5 -	33.110	22.311	55.421	78.46	0.604	14:00:42.412
6 -	33.080	22.274	55.354 (3)	78.55	0.537	14:01:37.766
7 -	33.521	22.423	55.944	77.73	1.127	14:02:33.710
8 -	33.286	22.213	55.499	78.35	0.682	14:03:29.209
9 -	33.541	22.106	55.647	78.14	0.830	14:04:24.856
10 -	33.349	22.460	55.809	77.91	0.992	14:05:20.665
11 -	33.103	22.294	55.397	78.49	0.580	14:06:16.062
12 -	33.225	22.654	55.879	77.82	1.062	14:07:11.941

P12 88 350cc Mark EDGE (M)			Gourlay Yamaha TZ350 - Gourlay Yamaha			
IDEAL LAP TIME : 55.729		BEST LAP TIME : 55.968		DIFFERENCE : 0.239		
LAP	SECTOR 1	SECTOR 2	LAP TIME	MPH	DIFF	TIME OF DAY
1 -		23.004	1:04.468	67.45	8.500	13:57:04.339
2 -	34.484	22.351	56.835	76.51	0.867	13:58:01.174
3 -	33.703	22.387	56.090	77.52	0.122	13:58:57.264
4 -	33.948	22.485	56.433	77.05	0.465	13:59:53.697
5 -	34.534	22.686	57.220	75.99	1.252	14:00:50.917
6 -	34.679	23.295	57.974	75.00	2.006	14:01:48.891
7 -	34.444	22.534	56.978	76.32	1.010	14:02:45.869
8 -	34.587	22.429	57.016	76.26	1.048	14:03:42.885
9 -	33.588	22.396	55.984 (2)	77.67	0.016	14:04:38.869
10 -	33.775	22.193	55.968 (1)	77.69		14:05:34.837
11 -	33.536	22.502	56.038 (3)	77.60	0.070	14:06:30.875
12 -	33.743	22.542	56.285	77.26	0.317	14:07:27.160

BMCRC - MRO Championships 2024 - Rnd 7 @ Brands Hatch Indy

BMCRC Formula 400 & GP Originals

RACE 10 - SECTOR ANALYSIS



SECTOR 1 = FL to I1, SECTOR 2 = I1 to FL, DIFF = Difference To Personal Best Lap, P = Crossed Finish Line in Pit Lane, D = Time Disallowed

P13 9 F400_S Kobe PERRY			Kawasaki NINJA -			
IDEAL LAP TIME : 54.582		BEST LAP TIME : 54.582		DIFFERENCE : 0.000		
LAP	SECTOR 1	SECTOR 2	LAP TIME	MPH	DIFF	TIME OF DAY
1 -		22.252	1:21.249	53.52	26.667	13:57:21.120
2 -	32.978	22.534	55.512	78.33	0.930	13:58:16.632
3 -	32.652	23.057	55.709	78.05	1.127	13:59:12.341
4 -	33.520	22.658	56.178	77.40	1.596	14:00:08.519
5 -	33.049	22.606	55.655	78.13	1.073	14:01:04.174
6 -	32.703	22.605	55.308	78.62	0.726	14:01:59.482
7 -	32.506	22.076	54.582 (1)	79.67		14:02:54.064
8 -	32.894	22.550	55.444	78.43	0.862	14:03:49.508
9 -	32.902	22.479	55.381	78.52	0.799	14:04:44.889
10 -	32.967	22.175	55.142 (2)	78.86	0.560	14:05:40.031
11 -	32.613	22.661	55.274 (3)	78.67	0.692	14:06:35.305
12 -	32.658	22.642	55.300	78.63	0.718	14:07:30.605

P14 26 F400_S Damian LEE			Yamaha TZR250 - Leed Autos			
IDEAL LAP TIME : 54.699		BEST LAP TIME : 54.699		DIFFERENCE : 0.000		
LAP	SECTOR 1	SECTOR 2	LAP TIME	MPH	DIFF	TIME OF DAY
1 -		22.243	1:22.603	52.64	27.904	13:57:22.474
2 -	33.056	22.256	55.312	78.61	0.613	13:58:17.786
3 -	32.735	22.302	55.037	79.01	0.338	13:59:12.823
4 -	33.728	23.128	56.856	76.48	2.157	14:00:09.679
5 -	32.652	22.297	54.949 (2)	79.13	0.250	14:01:04.628
6 -	32.674	22.336	55.010 (3)	79.05	0.311	14:01:59.638
7 -	32.574	22.125	54.699 (1)	79.50		14:02:54.337
8 -	32.954	22.364	55.318	78.61	0.619	14:03:49.655
9 -	33.213	22.400	55.613	78.19	0.914	14:04:45.268
10 -	32.860	22.290	55.150	78.85	0.451	14:05:40.418
11 -	33.007	22.529	55.536	78.30	0.837	14:06:35.954
12 -	32.962	22.721	55.683	78.09	0.984	14:07:31.637

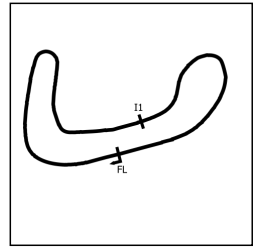
P15 42 250cc Sian BROOKS			Yamaha TZ - Spyre Ltd			
IDEAL LAP TIME : 55.994		BEST LAP TIME : 56.102		DIFFERENCE : 0.108		
LAP	SECTOR 1	SECTOR 2	LAP TIME	MPH	DIFF	TIME OF DAY
1 -		22.592	1:03.778	68.18	7.676	13:57:03.649
2 -	33.994	22.108	56.102 (1)	77.51		13:57:59.751
3 -	33.886	22.382	56.268 (2)	77.28	0.166	13:58:56.019
4 -	34.547	22.945	57.492	75.63	1.390	13:59:53.511
5 -	34.450	22.508	56.958 (3)	76.34	0.856	14:00:50.469
6 -	34.961	23.277	58.238	74.66	2.136	14:01:48.707
7 -	34.805	22.701	57.506	75.62	1.404	14:02:46.213
8 -	35.892	22.550	58.442	74.40	2.340	14:03:44.655
9 -	34.673	22.677	57.350	75.82	1.248	14:04:42.005
10 -	34.379	22.758	57.137	76.10	1.035	14:05:39.142
11 -	34.887	22.873	57.760	75.28	1.658	14:06:36.902

P16 90 F400_S Steve RAPA			Honda RVF400 (BRUCE) - My Own Fair Hands			
IDEAL LAP TIME : 54.657		BEST LAP TIME : 54.930		DIFFERENCE : 0.273		
LAP	SECTOR 1	SECTOR 2	LAP TIME	MPH	DIFF	TIME OF DAY
1 -		22.153	1:21.725	53.20	26.795	13:57:21.596
2 -	33.404	22.035	55.439	78.43	0.509	13:58:17.035
3 -	32.745	22.185	54.930 (1)	79.16		13:59:11.965
4 -	33.867	22.442	56.309	77.22	1.379	14:00:08.274
5 -	33.107	22.346	55.453	78.41	0.523	14:01:03.727
6 -	33.987	22.008	55.995	77.66	1.065	14:01:59.722
7 -	32.994	22.094	55.088 (2)	78.93	0.158	14:02:54.810
8 -	33.584	22.212	55.796	77.93	0.866	14:03:50.606
9 -	33.231	22.214	55.445	78.43	0.515	14:04:46.051
10 -	33.418	22.174	55.592	78.22	0.662	14:05:41.643
11 -	32.649	22.703	55.352 (3)	78.56	0.422	14:06:36.995

BMCRC - MRO Championships 2024 - Rnd 7 @ Brands Hatch Indy

BMCRC Formula 400 & GP Originals

RACE 10 - SECTOR ANALYSIS



SECTOR 1 = FL to I1, SECTOR 2 = I1 to FL, DIFF = Difference To Personal Best Lap, P = Crossed Finish Line in Pit Lane, D = Time Disallowed

P17 12 F400_S Kade WATT			Kawasaki NINJA 400 - 3D Racing			
IDEAL LAP TIME : 55.187		BEST LAP TIME : 55.187		DIFFERENCE : 0.000		
LAP	SECTOR 1	SECTOR 2	LAP TIME	MPH	DIFF	TIME OF DAY
1 -		22.423	1:22.397	52.77	27.210	13:57:22.268
2 -	33.328	22.501	55.829	77.89	0.642	13:58:18.097
3 -	32.881	22.306	55.187 (1)	78.79		13:59:13.284
4 -	33.908	23.049	56.957	76.34	1.770	14:00:10.241
5 -	33.163	22.448	55.611 (3)	78.19	0.424	14:01:05.852
6 -	32.938	22.328	55.266 (2)	78.68	0.079	14:02:01.118
7 -	33.341	22.542	55.883	77.81	0.696	14:02:57.001
8 -	34.921	23.001	57.922	75.07	2.735	14:03:54.923
9 -	33.900	22.624	56.524	76.93	1.337	14:04:51.447
10 -	33.501	22.884	56.385	77.12	1.198	14:05:47.832
11 -	33.586	23.378	56.964	76.33	1.777	14:06:44.796

P18 81 F400_S/F Ollie SIMS			Kawasaki NINJA 400 - Motorbodies Weston ltd			
IDEAL LAP TIME : 55.663		BEST LAP TIME : 55.870		DIFFERENCE : 0.207		
LAP	SECTOR 1	SECTOR 2	LAP TIME	MPH	DIFF	TIME OF DAY
1 -		22.803	1:23.840	51.86	27.970	13:57:23.711
2 -	33.729	22.668	56.397	77.10	0.527	13:58:20.108
3 -	33.431	22.805	56.236	77.32	0.366	13:59:16.344
4 -	33.127	22.779	55.906 (2)	77.78	0.036	14:00:12.250
5 -	34.093	22.610	56.703	76.69	0.833	14:01:08.953
6 -	33.692	22.536	56.228	77.33	0.358	14:02:05.181
7 -	33.315	22.555	55.870 (1)	77.83		14:03:01.051
8 -	34.523	23.043	57.566	75.54	1.696	14:03:58.617
9 -	33.833	22.622	56.455	77.02	0.585	14:04:55.072
10 -	34.122	22.832	56.954	76.35	1.084	14:05:52.026
11 -	33.424	22.563	55.987 (3)	77.67	0.117	14:06:48.013

P19 55 F400_S/F Magnus MANSON-CHUBB			Kawasaki ZXR400L -			
IDEAL LAP TIME : 56.483		BEST LAP TIME : 56.483		DIFFERENCE : 0.000		
LAP	SECTOR 1	SECTOR 2	LAP TIME	MPH	DIFF	TIME OF DAY
1 -		23.110	1:24.970	51.17	28.487	13:57:24.841
2 -	34.935	23.036	57.971	75.01	1.488	13:58:22.812
3 -	34.388	23.036	57.424	75.72	0.941	13:59:20.236
4 -	34.205	22.773	56.978 (2)	76.32	0.495	14:00:17.214
5 -	34.133	22.994	57.127 (3)	76.12	0.644	14:01:14.341
6 -	34.560	23.798	58.358	74.51	1.875	14:02:12.699
7 -	33.779	22.704	56.483 (1)	76.98		14:03:09.182
8 -	35.465	22.980	58.445	74.40	1.962	14:04:07.627
9 -	34.713	22.895	57.608	75.48	1.125	14:05:05.235
10 -	35.256	22.994	58.250	74.65	1.767	14:06:03.485
11 -	34.285	23.163	57.448	75.69	0.965	14:07:00.933

P20 301 350cc Stuart RANKIN (M)			Maxton TZ350 -			
IDEAL LAP TIME : 1:00.687		BEST LAP TIME : 1:01.056		DIFFERENCE : 0.369		
LAP	SECTOR 1	SECTOR 2	LAP TIME	MPH	DIFF	TIME OF DAY
1 -		23.889	1:07.003	64.90	5.947	13:57:06.874
2 -	37.296	24.001	1:01.297	70.94	0.241	13:58:08.171
3 -	37.293	24.005	1:01.298	70.94	0.242	13:59:09.469
4 -	36.983	24.143	1:01.126 (3)	71.14	0.070	14:00:10.595
5 -	37.326	23.957	1:01.283	70.95	0.227	14:01:11.878
6 -	36.798	24.281	1:01.079 (2)	71.19	0.023	14:02:12.957
7 -	36.989	24.067	1:01.056 (1)	71.22		14:03:14.013
8 -	38.053	24.669	1:02.722	69.33	1.666	14:04:16.735
9 -	37.568	24.590	1:02.158	69.96	1.102	14:05:18.893
10 -	37.398	25.948	1:03.346	68.64	2.290	14:06:22.239
11 -	37.867	24.691	1:02.558	69.51	1.502	14:07:24.797

BMCRC - MRO Championships 2024 - Rnd 7 @ Brands Hatch Indy

BMCRC Formula 400 & GP Originals

RACE 10 - SECTOR ANALYSIS



SECTOR 1 = FL to I1, SECTOR 2 = I1 to FL, DIFF = Difference To Personal Best Lap, P = Crossed Finish Line in Pit Lane, D = Time Disallowed

P21		8 F400		Luis VASCONCELOS		- 2 Build Or Not To Build Ltd	
IDEAL LAP TIME : 1:03.586		BEST LAP TIME : 1:03.820		DIFFERENCE : 0.234			
LAP	SECTOR 1	SECTOR 2	LAP TIME	MPH	DIFF	TIME OF DAY	
1 -		25.713	1:32.460	47.03	28.640	13:57:32.331	
2 -	38.968	26.188	1:05.156	66.74	1.336	13:58:37.487	
3 -	38.919	25.679	1:04.598	67.31	0.778	13:59:42.085	
4 -	38.662	25.345	1:04.007	67.93	0.187	14:00:46.092	
5 -	38.655	25.236	1:03.891 (3)	68.06	0.071	14:01:49.983	
6 -	38.467	25.353	1:03.820 (1)	68.13		14:02:53.803	
7 -	39.925	25.384	1:05.309	66.58	1.489	14:03:59.112	
8 -	38.350	25.532	1:03.882 (2)	68.07	0.062	14:05:02.994	
9 -	38.627	25.477	1:04.104	67.83	0.284	14:06:07.098	
10 -	38.905	26.095	1:05.000	66.90	1.180	14:07:12.098	

P22		155 350cc		Roy CHAPMAN (M)		Yamaha TZ350 - self	
IDEAL LAP TIME : 52.986		BEST LAP TIME : 53.117		DIFFERENCE : 0.131			
LAP	SECTOR 1	SECTOR 2	LAP TIME	MPH	DIFF	TIME OF DAY	
1 -		21.654	1:00.302	72.11	7.185	13:57:00.173	
2 -	33.091	21.435	54.526	79.75	1.409	13:57:54.699	
3 -	32.008	21.109	53.117 (1)	81.86		13:58:47.816	
4 -	31.877	21.741	53.618	81.10	0.501	13:59:41.434	
5 -	32.247	21.462	53.709	80.96	0.592	14:00:35.143	
6 -	32.193	21.343	53.536 (3)	81.22	0.419	14:01:28.679	
7 -	32.113	21.489	53.602	81.12	0.485	14:02:22.281	
8 -	31.904	21.403	53.307 (2)	81.57	0.190	14:03:15.588	
9 -	34.962	30.201	1:05.163	66.73	12.046	14:04:20.751	

P23		59 350cc		Spike SHELDON (M)		Yamaha TZ350 -	
IDEAL LAP TIME : 59.700		BEST LAP TIME : 59.797		DIFFERENCE : 0.097			
LAP	SECTOR 1	SECTOR 2	LAP TIME	MPH	DIFF	TIME OF DAY	
1 -		24.914	1:09.028	62.99	9.231	13:57:08.899	
2 -	37.511	24.802	1:02.313	69.78	2.516	13:58:11.212	
3 -	36.078	24.540	1:00.618	71.73	0.821	13:59:11.830	
4 -	36.386	25.066	1:01.452	70.76	1.655	14:00:13.282	
5 -	35.833	24.032	59.865 (2)	72.64	0.068	14:01:13.147	
6 -	36.101	24.269	1:00.370 (3)	72.03	0.573	14:02:13.517	
7 -	35.668	24.129	59.797 (1)	72.72		14:03:13.314	
8 -	37.186	24.318	1:01.504	70.70	1.707	14:04:14.818	
9 -	36.585	24.332	1:00.917	71.38	1.120	14:05:15.735	

P24		15 F400		Nick SMITH		Kawasaki ZXR400 - Hi-Precision Engineering Ltd	
IDEAL LAP TIME : 52.084		BEST LAP TIME : 52.084		DIFFERENCE : 0.000			
LAP	SECTOR 1	SECTOR 2	LAP TIME	MPH	DIFF	TIME OF DAY	
1 -		21.265	1:18.918	55.10	26.834	13:57:18.789	
2 -	31.866	21.055	52.921 (3)	82.17	0.837	13:58:11.710	
3 -	31.866	21.544	53.410	81.41	1.326	13:59:05.120	
4 -	31.214	21.317	52.531 (2)	82.78	0.447	13:59:57.651	
5 -	31.550	21.707	53.257	81.65	1.173	14:00:50.908	
6 -	31.751	21.237	52.988	82.06	0.904	14:01:43.896	
7 -	31.070	21.014	52.084 (1)	83.49		14:02:35.980	

P25		20 250cc		Michael GRIGSON		Yamaha TZ250L - Precision Automation	
IDEAL LAP TIME : 55.008		BEST LAP TIME : 55.076		DIFFERENCE : 0.068			
LAP	SECTOR 1	SECTOR 2	LAP TIME	MPH	DIFF	TIME OF DAY	
1 -		22.816	1:02.866	69.17	7.790	13:57:02.737	
2 -	33.089	21.987	55.076 (1)	78.95		13:57:57.813	

BMCRC - MRO Championships 2024 - Rnd 7 @ Brands Hatch Indy

BMCRC Formula 400 & GP Originals

RACE 10 - BEST SECTORS

SECTOR 1			SECTOR 2			IDEAL / BEST COMPARISON						
POS	NO	NAME	TIME	NO	NAME	TIME	POS	NO	NAME	IDEAL	BEST	DIFF
									PERFECT LAP	51.597		
1	133	LINDEMANN	30.684	133	LINDEMANN	20.913	1	133	LINDEMANN	51.597	51.681	0.084
2	25	SMITH	30.849	1	ATKINSON	20.935	2	1	ATKINSON	51.879	51.949	0.070
3	1	ATKINSON	30.944	15	SMITH	21.014	3	25	SMITH	51.940	52.053	0.113
4	15	SMITH	31.070	16	LAYTON	21.039	4	15	SMITH	52.084	52.084	0.000
5	2	GILL	31.140	2	GILL	21.052	5	2	GILL	52.192	52.192	0.000
6	16	LAYTON	31.235	25	SMITH	21.091	6	16	LAYTON	52.274	52.460	0.186
7	45	MACKENZIE	31.383	155	CHAPMAN (M)	21.109	7	45	MACKENZIE	52.710	52.729	0.019
8	97	TAYLOR	31.584	97	TAYLOR	21.212	8	97	TAYLOR	52.796	52.899	0.103
9	155	CHAPMAN (M)	31.877	45	MACKENZIE	21.327	9	155	CHAPMAN (M)	52.986	53.117	0.131
10	142	BOLSOVER (M)	31.987	142	BOLSOVER (M)	21.438	10	142	BOLSOVER (M)	53.425	53.425	0.000
11	27	LINTON (M)	32.300	27	LINTON (M)	21.684	11	27	LINTON (M)	53.984	54.195	0.211
12	9	PERRY	32.506	38	HIGGINS	21.933	12	38	HIGGINS	54.445	54.817	0.372
13	38	HIGGINS	32.512	20	GRIGSON	21.987	13	9	PERRY	54.582	54.582	0.000
14	26	LEE	32.574	90	RAPA	22.008	14	90	RAPA	54.657	54.930	0.273
15	90	RAPA	32.649	9	PERRY	22.076	15	26	LEE	54.699	54.699	0.000
16	12	WATT	32.881	42	BROOKS	22.108	16	20	GRIGSON	55.008	55.076	0.068
17	20	GRIGSON	33.021	26	LEE	22.125	17	12	WATT	55.187	55.187	0.000
18	81	SIMS	33.127	88	EDGE (M)	22.193	18	81	SIMS	55.663	55.870	0.207
19	88	EDGE (M)	33.536	12	WATT	22.306	19	88	EDGE (M)	55.729	55.968	0.239
20	55	MANSON-CHUBB	33.779	81	SIMS	22.536	20	42	BROOKS	55.994	56.102	0.108
21	42	BROOKS	33.886	55	MANSON-CHUBB	22.704	21	55	MANSON-CHUBB	56.483	56.483	0.000
22	59	SHELDON (M)	35.668	301	RANKIN (M)	23.889	22	59	SHELDON (M)	59.700	59.797	0.097
23	301	RANKIN (M)	36.798	59	SHELDON (M)	24.032	23	301	RANKIN (M)	1:00.687	1:01.056	0.369
24	8	VASCONCELOS	38.350	8	VASCONCELOS	25.236	24	8	VASCONCELOS	1:03.586	1:03.820	0.234
25							25	50	THOMAS		53.286	
26												

BMCRC - MRO Championships 2024 - Rnd 7 @ Brands Hatch Indy

BMCRC Formula 400 & GP Originals

RACE 10 - STATISTICS

Competitors Started 26
Planned Start 2024-09-22 @ 13:57:00.000
Actual Start 2024-09-22 @ 13:55:59.870
Finish Time 2024-09-22 @ 14:06:36.769
Track Length 1.2079mi.
Total Laps 271
Total Distance Covered 327.3532mi.

Session Fastest Lap History

NO	CL	NAME	LAP TIME	TIME OF DAY	LAP	VEHICLE
1	350cc	Phil ATKINSON	52.495	13:57:50.519	2	Yamaha TZ350
1	350cc	Phil ATKINSON	51.949	13:58:42.468	3	Yamaha TZ350
133	F400	David LINDEMANN	51.938	14:02:33.980	7	Kawasaki ZX4R
133	F400	David LINDEMANN	51.681	14:03:25.661	8	Kawasaki ZX4R

Session Leader History

NO	CL	NAME	FROM LAP	LAPS LED	DISTANCE	VEHICLE
1	350cc	Phil ATKINSON	1	12	14.49 miles	Yamaha TZ350

Flag History

TYPE	TIME OF DAY
GREEN	13:55:59.870
FINISH	14:06:36.769

Flag Statistics

TYPE	COUNT	TOTAL LAPS	TOTAL TIME
Green	1	12	12:19.240
Red	0	0	0.000
Safety Car	0	0	0.000
FCY	0	0	0.000

BMCRC - MRO Championships 2024 - Rnd 7 @ Brands Hatch Indy

BMCRC Formula 400 & GP Originals

RACE 10 - STATISTICS

CLASS : F400_S

4 Starters

Fastest Lap History

NO	NAME	LAP TIME	TIME OF DAY	LAP	VEHICLE
9	Kobe PERRY	55.512	13:58:16.632	2	Kawasaki NINJA
90	Steve RAPA	55.439	13:58:17.035	2	Honda RVF400 (BRUCE)
26	Damian LEE	55.312	13:58:17.786	2	Yamaha TZR250
90	Steve RAPA	54.930	13:59:11.965	3	Honda RVF400 (BRUCE)
9	Kobe PERRY	54.582	14:02:54.064	7	Kawasaki NINJA

Leader History

NO	NAME	FROM LAP	LAPS LED	DISTANCE	VEHICLE
9	Kobe PERRY	1	2	2.41 miles	Kawasaki NINJA
90	Steve RAPA	3	3	3.62 miles	Honda RVF400 (BRUCE)
9	Kobe PERRY	6	7	8.45 miles	Kawasaki NINJA

BMCRC - MRO Championships 2024 - Rnd 7 @ Brands Hatch Indy

BMCRC Formula 400 & GP Originals

RACE 10 - STATISTICS

CLASS : F400_S/R

2 Starters

Fastest Lap History

NO	NAME	LAP TIME	TIME OF DAY	LAP	VEHICLE
81	Ollie SIMS	56.397	13:58:20.108	2	Kawasaki NINJA 400
81	Ollie SIMS	56.236	13:59:16.344	3	Kawasaki NINJA 400
81	Ollie SIMS	55.906	14:00:12.250	4	Kawasaki NINJA 400
81	Ollie SIMS	55.870	14:03:01.051	7	Kawasaki NINJA 400

Leader History

NO	NAME	FROM LAP	LAPS LED	DISTANCE	VEHICLE
81	Ollie SIMS	1	11	13.28 miles	Kawasaki NINJA 400

BMCRC - MRO Championships 2024 - Rnd 7 @ Brands Hatch Indy

BMCRC Formula 400 & GP Originals

RACE 10 - STATISTICS

CLASS : 250cc

4 Starters

Fastest Lap History

NO	NAME	LAP TIME	TIME OF DAY	LAP	VEHICLE
50	George THOMAS	54.092	13:57:54.256	2	Yamaha TZ350G
50	George THOMAS	53.359	13:58:47.615	3	Yamaha TZ350G
50	George THOMAS	53.286	14:03:16.377	8	Yamaha TZ350G

Leader History

NO	NAME	FROM LAP	LAPS LED	DISTANCE	VEHICLE
50	George THOMAS	1	12	14.49 miles	Yamaha TZ350G

BMCRC - MRO Championships 2024 - Rnd 7 @ Brands Hatch Indy

BMCRC Formula 400 & GP Originals

RACE 10 - STATISTICS

CLASS : 350cc

9 Starters

Fastest Lap History

NO	NAME	LAP TIME	TIME OF DAY	LAP	VEHICLE
1	Phil ATKINSON	52.495	13:57:50.519	2	Yamaha TZ350
1	Phil ATKINSON	51.949	13:58:42.468	3	Yamaha TZ350

Leader History

NO	NAME	FROM LAP	LAPS LED	DISTANCE	VEHICLE
1	Phil ATKINSON	1	12	14.49 miles	Yamaha TZ350

BMCRC - MRO Championships 2024 - Rnd 7 @ Brands Hatch Indy

BMCRC Formula 400 & GP Originals

RACE 10 - STATISTICS

CLASS : F400

7 Starters

Fastest Lap History

NO	NAME	LAP TIME	TIME OF DAY	LAP	VEHICLE
2	Andrew GILL	52.984	13:58:11.169	2	Kawasaki ZXR400
133	David LINDEMANN	52.714	13:58:11.458	2	Kawasaki ZX4R
133	David LINDEMANN	52.155	13:59:56.677	4	Kawasaki ZX4R
133	David LINDEMANN	52.144	14:01:42.042	6	Kawasaki ZX4R
133	David LINDEMANN	51.938	14:02:33.980	7	Kawasaki ZX4R
133	David LINDEMANN	51.681	14:03:25.661	8	Kawasaki ZX4R

Leader History

NO	NAME	FROM LAP	LAPS LED	DISTANCE	VEHICLE
2	Andrew GILL	1	3	3.62 miles	Kawasaki ZXR400
133	David LINDEMANN	4	9	10.87 miles	Kawasaki ZX4R

BMCRC - MRO Championships 2024 - Rnd 7 @ Brands Hatch Indy

BMCRC Formula 400 & GP Originals

RACE 20 - GRID (12 Laps)



ROW 13	39	115	Jake DONKERSLEY	38	65	Andrew MOXON	37	8	Luis VASCONCELOS	1:03.820		
ROW 12	36	55	Magnus MANSON-CHUBB	56.483	35	81	Ollie SIMS	55.870	34	12	Kade WATT	55.187
ROW 11	33	90	Steve RAPA	54.930	32	26	Damian LEE	54.699	31	9	Kobe PERRY	54.582
ROW 10	30	45	Marley MACKENZIE	52.729	29	16	Aleisha LAYTON	52.460	28	2	Andrew GILL	52.192
ROW 9	27	15	Nick SMITH	52.084	26	25	Haydon SMITH	52.053	25	133	David LINDEMANN	51.681
ROW 8												
ROW 7												
ROW 6							16	46	Grant GOODINGS (M)			
ROW 5												
ROW 4	15	174	Gavin HEGGS		14	62	Josh WAINWRIGHT		13	301	Stuart RANKIN (M)	1:01.056
ROW 3	12	59	Spike SHELDON (M)	59.797	11	31	Phil STEAD		10	42	Sian BROOKS	56.102
ROW 2	9	88	Mark EDGE (M)	55.968	8	20	Michael GRIGSON	55.076	7	38	Darrell HIGGINS	54.817
ROW 1	6	27	Mark LINTON (M)	54.195	5	142	John BOLSOVER (M)	53.425	4	50	George THOMAS	53.286
ROW 1	3	155	Roy CHAPMAN (M)	53.117	2	97	Andrew TAYLOR	52.899	1	1	Phil ATKINSON	51.949
												Pole

These results are provisional until the conclusion of any judicial and technical matters.

Brands Hatch Indy: 1.2079 miles

Clerk Of Course:	Stewards:	Timekeeper: Richard Evans	
------------------	-----------	---------------------------	--

Results can be found at www.tsl-timing.com

Printed - 14:11 Sunday, 22 September 2024



BMCRC - MRO Championships 2024 - Rnd 7 @ Brands Hatch Indy

BMCRC Formula 400 & GP Originals

RACE 20 - CLASSIFICATION

Race Distance: 12 Laps / 14.49 miles



POS	NO	CL	PIC	NAME	ENTRY	LAPS	TIME	GAP	DIFF	MPH	BEST	ON	GRD	↑↓
1	1	350cc	1	Phil ATKINSON	Yamaha TZ350 - ROSE MOT/Q Oil Treatments	12	10:39.155			81.64	52.002	4	1	0
2	155	350cc	2	Roy CHAPMAN (M)	Yamaha TZ350 - self	12	10:49.703	10.548	10.548	80.31	52.749	8	3	1
3	62	350cc	3	Josh WAINWRIGHT	Yamaha TZ350 - JW MOT Centre	12	10:50.716	11.561	1.013	80.19	53.105	4	14	11
4	50	250cc	1	George THOMAS	Yamaha TZ350G - Tony Dunnell	12	10:58.980	19.825	8.264	79.18	53.503	7	4	0
5	142	350cc	4	John BOLSOVER (M)	Gourlay Yamaha TZ350 - Dannisport Racing Leathers	12	10:59.464	20.309	0.484	79.12	53.938	12	5	0
6	27	250cc	2	Mark LINTON (M)	Yamaha TZ250 - Wapping Organ Company	12	11:00.851	21.696	1.387	78.96	54.021	10	6	0
7	133	F400	1	David LINDEMANN	Kawasaki ZX4R - Giraffe Decorators	12	11:08.338	29.183	7.487	78.07	51.455	8	17	10
8	38	350cc	5	Darrell HIGGINS	Yamaha TZ350 - Dennis trollope racing	12	11:09.682	30.527	1.344	77.92	54.531	3	7	-1
9	45	F400	2	Marley MACKENZIE	Kawasaki NINJA - Kirkcaldy Kawasaki, ELP	12	11:13.163	34.008	3.481	77.51	52.656	11	22	13
10	2	F400	3	Andrew GILL	Kawasaki ZXR400 -	12	11:13.753	34.598	0.590	77.45	52.679	8	20	10
11	25	F400	4	Haydon SMITH	Kawasaki ZXR400 - Shelf & Rail Co.	12	11:16.770	37.615	3.017	77.10	53.019	9	18	7
12	16*	F400	5	Aleisha LAYTON	Kawasaki NINJA 400 -	12	11:20.579	41.424	3.809	76.67	51.631	8	21	9
13	88	350cc	6	Mark EDGE (M)	Gourlay Yamaha TZ350 - Gourlay Yamaha	12	11:21.069	41.914	0.490	76.61	55.960	2	9	-4
14	9	F400_S	1	Kobe PERRY	Kawasaki NINJA -	11	10:45.149	1 Lap	1 Lap	74.14	54.539	6	23	9
15	81	F400_S/R	1	Ollie SIMS	Kawasaki NINJA 400 - Motorbodies Weston Ltd	11	10:45.180	1 Lap	0.031	74.14	54.429	9	27	12
16	26	F400_S	2	Damian LEE	Yamaha TZR250 - Leed Autos	11	10:45.766	1 Lap	0.586	74.07	54.893	9	24	8
17	90	F400_S	3	Steve RAPA	Honda RVF400 (BRUCE) - My Own Fair Hands	11	10:55.069	1 Lap	9.303	73.02	55.677	3	25	8
18	301	350cc	7	Stuart RANKIN (M)	Maxton TZ350 -	11	11:07.962	1 Lap	12.893	71.61	58.611	2	13	-5
19	55	F400_S/R	2	Magnus MANSON-CHUBB	Kawasaki ZXR400L -	11	11:11.088	1 Lap	3.126	71.27	57.027	2	28	9

NOT CLASSIFIED

DNF	97	350cc		Andrew TAYLOR	Yamaha TZ350 - J B Taylor construction	10	9:04.649	2 Laps	1 Lap	79.84	52.581	9	2	
DNF	59	350cc		Spike SHELDON (M)	Yamaha TZ350 -	1	1:09.485	11 Laps	9 Laps	62.58			12	
DNF	8	F400		Luis VASCONCELOS	- 2 Build Or Not To Build Ltd	0							29	

NOT STARTED

NS	42	250cc		Sian BROOKS	Yamaha TZ - Spyre Ltd								10	
----	----	-------	--	-------------	-----------------------	--	--	--	--	--	--	--	----	--

FASTEST LAP

133	F400			David LINDEMANN	Kawasaki ZX4R - Giraffe Decorators	8	51.455			84.51 mph			136.01 kph	
1	350cc			Phil ATKINSON	Yamaha TZ350 - ROSE MOT/Q Oil Treatments	4	52.002			83.62 mph			134.57 kph	
50	250cc			George THOMAS	Yamaha TZ350G - Tony Dunnell	7	53.503			81.27 mph			130.80 kph	
81	F400_S/R			Ollie SIMS	Kawasaki NINJA 400 - Motorbodies Weston Ltd	9	54.429			79.89 mph			128.57 kph	
9	F400_S			Kobe PERRY	Kawasaki NINJA -	6	54.539			79.73 mph			128.31 kph	

Comments:

#16 - 10 Second penalty - Yellow flag infringement.
 Class 350cc - 92.5% of Race Speed = 75.51 mph
 Class 250cc - 92.5% of Race Speed = 73.24 mph
 Class F400 - 92.5% of Race Speed = 72.21 mph
 Class F400_S - 92.5% of Race Speed = 68.57 mph
 Class F400_S/R - 92.5% of Race Speed = 68.57 mph

Weather / Track : Cloudy / Dry

These results are provisional until the conclusion of any judicial and technical matters.

Date: 22/09/2024 Start: 16:53 Finish: 17:04
 Brands Hatch Indy: 1.2079 miles

Clerk Of Course:	Stewards:	Timekeeper: Richard Evans	
------------------	-----------	---------------------------	--

Results can be found at www.tsl-timing.com

Printed - 17:07 Sunday, 22 September 2024



BMCRC - MRO Championships 2024 - Rnd 7 @ Brands Hatch Indy

BMCRC Formula 400 & GP Originals

RACE 20 - LAP CHART

LAP 1 @ 16:54:40.464

NO	BEHIND	LAP TIME
1		58.218
97	0.704	58.922
50	1.429	59.647
38	2.364	1:00.582
142	2.407	1:00.625
155	2.570	1:00.788
62	3.074	1:01.292
27	3.085	1:01.303
88	4.329	1:02.547
301	7.768	1:05.986
59	11.267	1:09.485
25	30.572	1:28.790
133	30.694	1:28.912
16	31.027	1:29.245
2	31.352	1:29.570
45	31.982	1:30.200
26	33.770	1:31.988
90	34.681	1:32.899
9	34.740	1:32.958
81	35.455	1:33.673
55	35.495	1:33.713

LAP 2 @ 16:55:33.365

NO	BEHIND	LAP TIME
1		52.901
97	1.010	53.207
50	2.701	54.173
142	3.954	54.448
38	4.476	55.013
155	4.486	54.817
62	4.620	54.447
27	4.826	54.642
88	7.388	55.960
301	13.478	58.611
25	31.390	53.719
16	31.430	53.304
133	31.808	54.015
2	32.061	53.610
45	32.397	53.316
26	35.801	54.932
90	37.615	55.835
9	38.220	56.381
81	38.328	55.773
55	39.621	57.027

LAP 3 @ 16:56:25.618

NO	BEHIND	LAP TIME
1		52.253
97	2.026	53.269
50	4.472	54.024
62	6.102	53.735
142	6.257	54.556
38	6.754	54.531
155	6.863	54.630
27	7.331	54.758
88	11.320	56.185
301	20.395	59.170
16	32.818	53.641
25	32.826	53.689
45	33.265	53.121
133	33.324	53.769
2	33.495	53.687

26	38.862	55.314
90	41.039	55.677
9	41.739	55.772
81	41.776	55.701
55	44.465	57.097

LAP 4 @ 16:57:17.620

NO	BEHIND	LAP TIME
1		52.002
50	6.821	54.351
62	7.205	53.105
142	9.035	54.780
155	9.337	54.476
97	9.503	59.479
38	9.530	54.778
27	10.006	54.677
88	15.608	56.290
301	27.682	59.289
16	33.833	53.017
133	33.939	52.617
45	33.995	52.732
25	34.171	53.347
2	34.672	53.179
26	42.212	55.352
9	44.455	54.718
90	45.012	55.975
81	45.284	55.510
55	50.122	57.659

LAP 5 @ 16:58:09.666

NO	BEHIND	LAP TIME
1		52.046
50	8.816	54.041
62	8.961	53.802
155	10.941	53.650
142	11.575	54.586
38	12.636	55.152
97	12.744	55.287
27	13.046	55.086
88	19.591	56.029
301	35.025	59.389
16	35.053	53.266
45	35.151	53.202
2	35.380	52.754
133	35.596	53.703
25	35.866	53.741
26	45.623	55.457
9	47.489	55.080
81	48.144	54.906
90	48.673	55.707

LAP 6 @ 16:59:02.731

NO	BEHIND	LAP TIME
1		53.065
55	1 Lap	57.136
62	9.356	53.460
50	9.975	54.224
155	11.203	53.327
142	12.933	54.423
97	13.246	53.567
38	14.641	55.070
27	15.000	55.019
88	22.640	56.114
16	35.183	53.195

133	35.231	52.700
45	35.246	53.160
2	35.539	53.224
25	35.882	53.081
301	42.586	1:00.626
26	47.987	55.429
9	48.963	54.539
81	49.771	54.692
90	52.122	56.514

LAP 7 @ 16:59:55.009

NO	BEHIND	LAP TIME
1		52.278
55	1 Lap	57.376
62	10.404	53.326
50	11.200	53.503
155	11.705	52.780
97	13.676	52.708
142	15.299	54.644
27	17.290	54.568
38	18.165	55.802
88	26.983	56.621
133	34.699	51.746
16	35.378	52.473
45	35.880	52.912
2	36.130	52.869
25	36.830	53.226
301	50.296	59.988
26	51.367	55.658
9	51.473	54.788
81	52.085	54.592

LAP 8 @ 17:00:47.828

NO	BEHIND	LAP TIME
1		52.819
90	1 Lap	56.232
62	11.577	53.992
155	11.635	52.749
55	1 Lap	59.279
97	13.814	52.957
50	13.814	55.433
142	16.877	54.397
27	18.635	54.164
38	20.623	55.277
88	30.577	56.413
133	33.335	51.455
16	34.190	51.631
2	35.990	52.679
45	36.129	53.068
25	37.117	53.106

LAP 9 @ 17:01:41.506

NO	BEHIND	LAP TIME
1		53.678
26	1 Lap	55.381
9	1 Lap	55.551
81	1 Lap	55.418
301	1 Lap	1:00.884
90	1 Lap	56.224
155	11.000	53.043
62	11.491	53.592
97	12.717	52.581
50	14.424	54.287
142	17.709	54.510

55	1 Lap	57.720
27	18.987	54.030
38	22.450	55.505
133	31.978	52.321
88	33.035	56.136
16	33.150	52.638
2	35.264	52.952
45	35.346	52.895
25	36.458	53.019

LAP 10 @ 17:02:34.002

NO	BEHIND	LAP TIME
1		52.496
26	1 Lap	54.893
9	1 Lap	54.855
81	1 Lap	54.429
90	1 Lap	57.162
155	11.358	52.854
62	12.428	53.433
97	12.893	52.672
301	1 Lap	1:01.007
50	16.055	54.127
142	19.172	53.959
27	20.512	54.021
55	1 Lap	57.609
38	25.949	55.995
133	31.460	51.978
16	33.211	52.557
45	35.787	52.937
2	36.308	53.540
88	36.780	56.241
25	37.649	53.687

LAP 11 @ 17:03:26.649

NO	BEHIND	LAP TIME
1		52.647
9	1 Lap	55.197
81	1 Lap	55.368
26	1 Lap	55.672
155	11.925	53.214
62	13.130	53.349
90	1 Lap	56.311
50	19.669	56.261
142	21.123	54.598
27	22.205	54.340
301	1 Lap	1:01.987
55	1 Lap	58.419
38	28.757	55.455
133	30.719	51.906
16	33.239	52.675
45	35.796	52.656
2	36.371	52.710
25	38.578	53.576
88	40.301	56.168

LAP 12 @ 17:04:21.401

NO	BEHIND	LAP TIME
1		54.752
9	1 Lap	55.310
81	1 Lap	55.117
26	1 Lap	55.690
155	10.548	53.375
62	11.561	53.183
90	1 Lap	56.533

50	19.825	54.908
142	20.309	53.938
27	21.696	54.243
301	1 Lap	1:01.025
133	29.183	53.216
38	30.527	56.522
16	31.424	52.937
55	1 Lap	58.053
45	34.008	52.964
2	34.598	52.979
25	37.615	53.789
88	41.914	56.365

BMCRC - MRO Championships 2024 - Rnd 7 @ Brands Hatch Indy

BMCRC Formula 400 & GP Originals

RACE 20 - POSITION CHART

No	Name	Lap Pos	Lap											
			1	2	3	4	5	6	7	8	9	10	11	12
1	ATKINSON	1	1	1	1	1	1	1	1	1	1	1	1	1
97	TAYLOR	2	97	97	97	50	50	62	62	62	155	155	155	155
155	CHAPMAN (M)	3	50	50	50	62	62	50	50	155	62	62	62	62
50	THOMAS	4	38	142	62	142	155	155	155	97	97	97	50	50
142	BOLSOVER (M)	5	142	38	142	155	142	142	97	50	50	50	142	142
27	LINTON (M)	6	155	155	38	97	38	97	142	142	142	142	27	27
38	HIGGINS	7	62	62	155	38	97	38	27	27	27	27	38	133
88	EDGE (M)	8	27	27	27	27	27	27	38	38	38	38	133	38
42	BROOKS	9	88	88	88	88	88	88	88	88	133	133	16	16
59	SHELDON (M)	10	301	301	301	301	301	16	133	133	88	16	45	45
301	RANKIN (M)	11	59	25	16	16	16	133	16	16	16	45	2	2
62	WAINWRIGHT	12	25	16	25	133	45	45	45	2	2	2	25	25
133	LINDEMANN	13	133	133	45	45	2	2	2	45	45	88	88	88
25	SMITH	14	16	2	133	25	133	25	25	25	25	25	9	
2	GILL	15	2	45	2	2	25	301	301	26	26	9	81	
16	LAYTON	16	45	26	26	26	26	26	26	9	9	81	26	
45	MACKENZIE	17	26	90	90	9	9	9	9	81	81	26	90	
9	PERRY	18	90	9	9	90	81	81	81	301	90	90	301	
26	LEE	19	9	81	81	81	90	90	90	90	301	301	55	
90	RAPA	20	81	55	55	55	55	55	55	55	55	55		
81	SIMS	21	55											
55	MANSON-CHUBB	22												
8	VASCONCELOS	23												

BMCRC - MRO Championships 2024 - Rnd 7 @ Brands Hatch Indy

BMCRC Formula 400 & GP Originals

RACE 20 - SECTOR ANALYSIS



SECTOR 1 = FL to I1, SECTOR 2 = I1 to FL, DIFF = Difference To Personal Best Lap, P = Crossed Finish Line in Pit Lane, D = Time Disallowed

P1 1 350cc Phil ATKINSON			Yamaha TZ350 - ROSE MOT/Q Oil Treatments			
IDEAL LAP TIME : 52.002		BEST LAP TIME : 52.002		DIFFERENCE : 0.000		
LAP	SECTOR 1	SECTOR 2	LAP TIME	MPH	DIFF	TIME OF DAY
1 -			58.218	74.69	6.216	16:54:40.464
2 -	31.384	21.517	52.901	82.20	0.899	16:55:33.365
3 -	31.153	21.100	52.253 (3)	83.22	0.251	16:56:25.618
4 -	31.126	20.876	52.002 (1)	83.62		16:57:17.620
5 -	31.167	20.879	52.046 (2)	83.55	0.044	16:58:09.666
6 -	31.984	21.081	53.065	81.94	1.063	16:59:02.731
7 -	31.315	20.963	52.278	83.18	0.276	16:59:55.009
8 -	31.733	21.086	52.819	82.33	0.817	17:00:47.828
9 -	32.362	21.316	53.678	81.01	1.676	17:01:41.506
10 -	31.451	21.045	52.496	82.83	0.494	17:02:34.002
11 -	31.516	21.131	52.647	82.59	0.645	17:03:26.649
12 -	32.102	22.650	54.752	79.42	2.750	17:04:21.401

P2 155 350cc Roy CHAPMAN (M)			Yamaha TZ350 - self			
IDEAL LAP TIME : 52.656		BEST LAP TIME : 52.749		DIFFERENCE : 0.093		
LAP	SECTOR 1	SECTOR 2	LAP TIME	MPH	DIFF	TIME OF DAY
1 -		21.773	1:00.788	71.53	8.039	16:54:43.034
2 -	32.874	21.943	54.817	79.32	2.068	16:55:37.851
3 -	32.751	21.879	54.630	79.60	1.881	16:56:32.481
4 -	32.793	21.683	54.476	79.82	1.727	16:57:26.957
5 -	32.301	21.349	53.650	81.05	0.901	16:58:20.607
6 -	32.165	21.162	53.327	81.54	0.578	16:59:13.934
7 -	31.732	21.048	52.780 (2)	82.39	0.031	17:00:06.714
8 -	31.608	21.141	52.749 (1)	82.43		17:00:59.463
9 -	31.826	21.217	53.043	81.98	0.294	17:01:52.506
10 -	31.633	21.221	52.854 (3)	82.27	0.105	17:02:45.360
11 -	31.838	21.376	53.214	81.71	0.465	17:03:38.574
12 -	31.919	21.456	53.375	81.47	0.626	17:04:31.949

P3 62 350cc Josh WAINWRIGHT			Yamaha TZ350 - JW MOT Centre			
IDEAL LAP TIME : 52.918		BEST LAP TIME : 53.105		DIFFERENCE : 0.187		
LAP	SECTOR 1	SECTOR 2	LAP TIME	MPH	DIFF	TIME OF DAY
1 -		21.869	1:01.292	70.94	8.187	16:54:43.538
2 -	32.481	21.966	54.447	79.86	1.342	16:55:37.985
3 -	32.062	21.673	53.735	80.92	0.630	16:56:31.720
4 -	31.830	21.275	53.105 (1)	81.88		16:57:24.825
5 -	32.192	21.610	53.802	80.82	0.697	16:58:18.627
6 -	32.099	21.361	53.460	81.34	0.355	16:59:12.087
7 -	31.925	21.401	53.326 (3)	81.54	0.221	17:00:05.413
8 -	32.034	21.958	53.992	80.54	0.887	17:00:59.405
9 -	32.182	21.410	53.592	81.14	0.487	17:01:52.997
10 -	31.643	21.790	53.433	81.38	0.328	17:02:46.430
11 -	31.866	21.483	53.349	81.51	0.244	17:03:39.779
12 -	31.653	21.530	53.183 (2)	81.76	0.078	17:04:32.962

BMCRC - MRO Championships 2024 - Rnd 7 @ Brands Hatch Indy

BMCRC Formula 400 & GP Originals

RACE 20 - SECTOR ANALYSIS



SECTOR 1 = FL to I1, SECTOR 2 = I1 to FL, DIFF = Difference To Personal Best Lap, P = Crossed Finish Line in Pit Lane, D = Time Disallowed

P4	50 250cc	George THOMAS	Yamaha TZ350G - Tony Dunnell			
IDEAL LAP TIME :		BEST LAP TIME : 53.503	DIFFERENCE :			

LAP	SECTOR 1	SECTOR 2	LAP TIME	MPH	DIFF	TIME OF DAY
1 -			59.647	72.90	6.144	16:54:41.893
2 -			54.173	80.27	0.670	16:55:36.066
3 -			54.024 (2)	80.49	0.521	16:56:30.090
4 -			54.351	80.00	0.848	16:57:24.441
5 -			54.041 (3)	80.46	0.538	16:58:18.482
6 -			54.224	80.19	0.721	16:59:12.706
7 -			53.503 (1)	81.27		17:00:06.209
8 -			55.433	78.44	1.930	17:01:01.642
9 -			54.287	80.10	0.784	17:01:55.930
10 -			54.127	80.34	0.624	17:02:50.057
11 -			56.261	77.29	2.758	17:03:46.318
12 -			54.908	79.19	1.405	17:04:41.226

P5	142 350cc	John BOLSOVER (M)	Gourlay Yamaha TZ350 - Dannisport Racing Leathers			
IDEAL LAP TIME : 53.762		BEST LAP TIME : 53.938	DIFFERENCE : 0.176			

LAP	SECTOR 1	SECTOR 2	LAP TIME	MPH	DIFF	TIME OF DAY
1 -			1:00.625	71.72	6.687	16:54:42.871
2 -	32.679	21.769	54.448	79.86	0.510	16:55:37.319
3 -	32.592	21.964	54.556	79.70	0.618	16:56:31.875
4 -	32.963	21.817	54.780	79.38	0.842	16:57:26.655
5 -	32.704	21.882	54.586	79.66	0.648	16:58:21.241
6 -	32.504	21.919	54.423	79.90	0.485	16:59:15.664
7 -	32.873	21.771	54.644	79.58	0.706	17:00:10.308
8 -	32.615	21.782	54.397 (3)	79.94	0.459	17:01:04.705
9 -	32.350	22.160	54.510	79.77	0.572	17:01:59.215
10 -	32.312	21.647	53.959 (2)	80.59	0.021	17:02:53.174
11 -	32.321	22.277	54.598	79.64	0.660	17:03:47.772
12 -	32.115	21.823	53.938 (1)	80.62		17:04:41.710

P6	27 250cc	Mark LINTON (M)	Yamaha TZ250 - Wapping Organ Company			
IDEAL LAP TIME : 53.772		BEST LAP TIME : 54.021	DIFFERENCE : 0.249			

LAP	SECTOR 1	SECTOR 2	LAP TIME	MPH	DIFF	TIME OF DAY
1 -		22.272	1:01.303	70.93	7.282	16:54:43.549
2 -	32.828	21.814	54.642	79.58	0.621	16:55:38.191
3 -	32.613	22.145	54.758	79.41	0.737	16:56:32.949
4 -	32.687	21.990	54.677	79.53	0.656	16:57:27.626
5 -	32.891	22.195	55.086	78.94	1.065	16:58:22.712
6 -	32.911	22.108	55.019	79.03	0.998	16:59:17.731
7 -	32.810	21.758	54.568	79.69	0.547	17:00:12.299
8 -	32.314	21.850	54.164 (3)	80.28	0.143	17:01:06.463
9 -	32.516	21.514	54.030 (2)	80.48	0.009	17:02:00.493
10 -	32.469	21.552	54.021 (1)	80.49		17:02:54.514
11 -	32.258	22.082	54.340	80.02	0.319	17:03:48.854
12 -	32.287	21.956	54.243	80.16	0.222	17:04:43.097

BMCRC - MRO Championships 2024 - Rnd 7 @ Brands Hatch Indy

BMCRC Formula 400 & GP Originals

RACE 20 - SECTOR ANALYSIS



SECTOR 1 = FL to I1, SECTOR 2 = I1 to FL, DIFF = Difference To Personal Best Lap, P = Crossed Finish Line in Pit Lane, D = Time Disallowed

P7 133 F400 David LINDEMANN		Kawasaki ZX4R - Giraffe Decorators				
IDEAL LAP TIME : 51.455		BEST LAP TIME : 51.455		DIFFERENCE : 0.000		
LAP	SECTOR 1	SECTOR 2	LAP TIME	MPH	DIFF	TIME OF DAY
1 -		21.592	1:28.912	48.90	37.457	16:55:11.158
2 -	32.355	21.660	54.015	80.50	2.560	16:56:05.173
3 -	32.055	21.714	53.769	80.87	2.314	16:56:58.942
4 -	31.514	21.103	52.617	82.64	1.162	16:57:51.559
5 -	32.327	21.376	53.703	80.97	2.248	16:58:45.262
6 -	31.512	21.188	52.700	82.51	1.245	16:59:37.962
7 -	30.748	20.998	51.746 (2)	84.03	0.291	17:00:29.708
8 -	30.576	20.879	51.455 (1)	84.51		17:01:21.163
9 -	31.124	21.197	52.321	83.11	0.866	17:02:13.484
10 -	30.992	20.986	51.978	83.66	0.523	17:03:05.462
11 -	30.798	21.108	51.906 (3)	83.77	0.451	17:03:57.368
12 -	31.969	21.247	53.216	81.71	1.761	17:04:50.584

P8 38 350cc Darrell HIGGINS		Yamaha TZ350 - Dennis trollope racing				
IDEAL LAP TIME : 54.435		BEST LAP TIME : 54.531		DIFFERENCE : 0.096		
LAP	SECTOR 1	SECTOR 2	LAP TIME	MPH	DIFF	TIME OF DAY
1 -			1:00.582	71.78	6.051	16:54:42.828
2 -	32.930	22.083	55.013 (3)	79.04	0.482	16:55:37.841
3 -	32.624	21.907	54.531 (1)	79.74		16:56:32.372
4 -	32.967	21.811	54.778 (2)	79.38	0.247	16:57:27.150
5 -	33.023	22.129	55.152	78.84	0.621	16:58:22.302
6 -	33.022	22.048	55.070	78.96	0.539	16:59:17.372
7 -	33.566	22.236	55.802	77.92	1.271	17:00:13.174
8 -	33.072	22.205	55.277	78.66	0.746	17:01:08.451
9 -	33.123	22.382	55.505	78.34	0.974	17:02:03.956
10 -	33.633	22.362	55.995	77.66	1.464	17:02:59.951
11 -	33.063	22.392	55.455	78.41	0.924	17:03:55.406
12 -	34.103	22.419	56.522	76.93	1.991	17:04:51.928

P9 45 F400 Marley MACKENZIE		Kawasaki NINJA - Kirkcaldy Kawasaki, ELPM				
IDEAL LAP TIME : 52.501		BEST LAP TIME : 52.656		DIFFERENCE : 0.155		
LAP	SECTOR 1	SECTOR 2	LAP TIME	MPH	DIFF	TIME OF DAY
1 -		21.682	1:30.200	48.21	37.544	16:55:12.446
2 -	31.887	21.429	53.316	81.56	0.660	16:56:05.762
3 -	31.633	21.488	53.121	81.86	0.465	16:56:58.883
4 -	31.430	21.302	52.732 (2)	82.46	0.076	16:57:51.615
5 -	31.616	21.586	53.202	81.73	0.546	16:58:44.817
6 -	31.716	21.444	53.160	81.80	0.504	16:59:37.977
7 -	31.674	21.238	52.912	82.18	0.256	17:00:30.889
8 -	31.893	21.175	53.068	81.94	0.412	17:01:23.957
9 -	31.417	21.478	52.895 (3)	82.21	0.239	17:02:16.852
10 -	31.408	21.529	52.937	82.14	0.281	17:03:09.789
11 -	31.326	21.330	52.656 (1)	82.58		17:04:02.445
12 -	31.511	21.453	52.964	82.10	0.308	17:04:55.409

BMCRC - MRO Championships 2024 - Rnd 7 @ Brands Hatch Indy

BMCRC Formula 400 & GP Originals

RACE 20 - SECTOR ANALYSIS



SECTOR 1 = FL to I1, SECTOR 2 = I1 to FL, DIFF = Difference To Personal Best Lap, P = Crossed Finish Line in Pit Lane, D = Time Disallowed

P10 2 F400 Andrew GILL			Kawasaki ZXR400 -			
IDEAL LAP TIME : 52.548		BEST LAP TIME : 52.679		DIFFERENCE : 0.131		
LAP	SECTOR 1	SECTOR 2	LAP TIME	MPH	DIFF	TIME OF DAY
1 -		21.469	1:29.570	48.54	36.891	16:55:11.816
2 -	32.018	21.592	53.610	81.11	0.931	16:56:05.426
3 -	32.212	21.475	53.687	80.99	1.008	16:56:59.113
4 -	31.864	21.315	53.179	81.77	0.500	16:57:52.292
5 -	31.602	21.152	52.754 (3)	82.43	0.075	16:58:45.046
6 -	31.917	21.307	53.224	81.70	0.545	16:59:38.270
7 -	31.695	21.174	52.869	82.25	0.190	17:00:31.139
8 -	31.396	21.283	52.679 (1)	82.54		17:01:23.818
9 -	31.756	21.196	52.952	82.12	0.273	17:02:16.770
10 -	31.726	21.814	53.540	81.22	0.861	17:03:10.310
11 -	31.422	21.288	52.710 (2)	82.50	0.031	17:04:03.020
12 -	31.576	21.403	52.979	82.08	0.300	17:04:55.999

P11 25 F400 Haydon SMITH			Kawasaki ZXR400 - Shelf & Rail Co.			
IDEAL LAP TIME : 52.604		BEST LAP TIME : 53.019		DIFFERENCE : 0.415		
LAP	SECTOR 1	SECTOR 2	LAP TIME	MPH	DIFF	TIME OF DAY
1 -		21.634	1:28.790	48.97	35.771	16:55:11.036
2 -	32.035	21.684	53.719	80.95	0.700	16:56:04.755
3 -	32.162	21.527	53.689	80.99	0.670	16:56:58.444
4 -	32.300	21.047	53.347	81.51	0.328	16:57:51.791
5 -	32.226	21.515	53.741	80.91	0.722	16:58:45.532
6 -	32.015	21.066	53.081 (2)	81.92	0.062	16:59:38.613
7 -	31.716	21.510	53.226	81.70	0.207	17:00:31.839
8 -	31.796	21.310	53.106 (3)	81.88	0.087	17:01:24.945
9 -	31.557	21.462	53.019 (1)	82.01		17:02:17.964
10 -	32.089	21.598	53.687	80.99	0.668	17:03:11.651
11 -	31.861	21.715	53.576	81.16	0.557	17:04:05.227
12 -	31.924	21.865	53.789	80.84	0.770	17:04:59.016

P12 16 F400 Aleisha LAYTON			Kawasaki NINJA 400 -			
IDEAL LAP TIME : 51.631		BEST LAP TIME : 51.631		DIFFERENCE : 0.000		
LAP	SECTOR 1	SECTOR 2	LAP TIME	MPH	DIFF	TIME OF DAY
1 -		21.327	1:29.245	48.72	37.614	16:55:11.491
2 -	31.895	21.409	53.304	81.58	1.673	16:56:04.795
3 -	32.256	21.385	53.641	81.06	2.010	16:56:58.436
4 -	31.594	21.423	53.017	82.02	1.386	16:57:51.453
5 -	31.957	21.309	53.266	81.63	1.635	16:58:44.719
6 -	31.861	21.334	53.195	81.74	1.564	16:59:37.914
7 -	31.492	20.981	52.473 (2)	82.87	0.842	17:00:30.387
8 -	30.798	20.833	51.631 (1)	84.22		17:01:22.018
9 -	31.023	21.615	52.638	82.61	1.007	17:02:14.656
10 -	31.452	21.105	52.557 (3)	82.74	0.926	17:03:07.213
11 -	31.470	21.205	52.675	82.55	1.044	17:03:59.888
12 -	31.303	21.634	52.937	82.14	1.306	17:04:52.825

BMCRC - MRO Championships 2024 - Rnd 7 @ Brands Hatch Indy

BMCRC Formula 400 & GP Originals

RACE 20 - SECTOR ANALYSIS



SECTOR 1 = FL to I1, SECTOR 2 = I1 to FL, DIFF = Difference To Personal Best Lap, P = Crossed Finish Line in Pit Lane, D = Time Disallowed

P13 88 350cc Mark EDGE (M)			Gourlay Yamaha TZ350 - Gourlay Yamaha			
IDEAL LAP TIME : 55.711		BEST LAP TIME : 55.960		DIFFERENCE : 0.249		
LAP	SECTOR 1	SECTOR 2	LAP TIME	MPH	DIFF	TIME OF DAY
1 -		22.296	1:02.547	69.52	6.587	16:54:44.793
2 -	33.658	22.302	55.960 (1)	77.70		16:55:40.753
3 -	33.724	22.461	56.185	77.39	0.225	16:56:36.938
4 -	33.996	22.294	56.290	77.25	0.330	16:57:33.228
5 -	33.825	22.204	56.029 (2)	77.61	0.069	16:58:29.257
6 -	33.824	22.290	56.114 (3)	77.49	0.154	16:59:25.371
7 -	34.159	22.462	56.621	76.80	0.661	17:00:21.992
8 -	33.876	22.537	56.413	77.08	0.453	17:01:18.405
9 -	34.020	22.116	56.136	77.46	0.176	17:02:14.541
10 -	33.595	22.646	56.241	77.32	0.281	17:03:10.782
11 -	33.941	22.227	56.168	77.42	0.208	17:04:06.950
12 -	34.114	22.251	56.365	77.15	0.405	17:05:03.315

P14 9 F400_S Kobe PERRY			Kawasaki NINJA -			
IDEAL LAP TIME : 54.437		BEST LAP TIME : 54.539		DIFFERENCE : 0.102		
LAP	SECTOR 1	SECTOR 2	LAP TIME	MPH	DIFF	TIME OF DAY
1 -		22.878	1:32.958	46.78	38.419	16:55:15.204
2 -	33.715	22.666	56.381	77.12	1.842	16:56:11.585
3 -	33.146	22.626	55.772	77.97	1.233	16:57:07.357
4 -	32.416	22.302	54.718 (2)	79.47	0.179	16:58:02.075
5 -	32.701	22.379	55.080	78.95	0.541	16:58:57.155
6 -	32.431	22.108	54.539 (1)	79.73		16:59:51.694
7 -	32.329	22.459	54.788 (3)	79.37	0.249	17:00:46.482
8 -	33.417	22.134	55.551	78.28	1.012	17:01:42.033
9 -	32.724	22.131	54.855	79.27	0.316	17:02:36.888
10 -	32.918	22.279	55.197	78.78	0.658	17:03:32.085
11 -	32.834	22.476	55.310	78.62	0.771	17:04:27.395

P15 81 F400_S/F Ollie SIMS			Kawasaki NINJA 400 - Motorbodies Weston Ltd			
IDEAL LAP TIME :		BEST LAP TIME : 54.429		DIFFERENCE :		
LAP	SECTOR 1	SECTOR 2	LAP TIME	MPH	DIFF	TIME OF DAY
1 -			1:33.673	46.42	39.244	16:55:15.919
2 -			55.773	77.96	1.344	16:56:11.693
3 -			55.701	78.07	1.272	16:57:07.394
4 -			55.510	78.33	1.081	16:58:02.904
5 -			54.906	79.20	0.477	16:58:57.810
6 -			54.692 (3)	79.51	0.263	16:59:52.502
7 -			54.592 (2)	79.65	0.163	17:00:47.094
8 -			55.418	78.46	0.989	17:01:42.512
9 -			54.429 (1)	79.89		17:02:36.941
10 -			55.368	78.54	0.939	17:03:32.309
11 -			55.117	78.89	0.688	17:04:27.426

P16 26 F400_S Damian LEE			Yamaha TZR250 - Leed Autos			
IDEAL LAP TIME : 54.699		BEST LAP TIME : 54.893		DIFFERENCE : 0.194		
LAP	SECTOR 1	SECTOR 2	LAP TIME	MPH	DIFF	TIME OF DAY
1 -		22.177	1:31.988	47.27	37.095	16:55:14.234
2 -	32.589	22.343	54.932 (2)	79.16	0.039	16:56:09.166
3 -	32.817	22.497	55.314 (3)	78.61	0.421	16:57:04.480
4 -	32.984	22.368	55.352	78.56	0.459	16:57:59.832
5 -	33.072	22.385	55.457	78.41	0.564	16:58:55.289
6 -	32.967	22.462	55.429	78.45	0.536	16:59:50.718
7 -	33.071	22.587	55.658	78.13	0.765	17:00:46.376
8 -	33.141	22.240	55.381	78.52	0.488	17:01:41.757
9 -	32.783	22.110	54.893 (1)	79.21		17:02:36.650
10 -	33.313	22.359	55.672	78.11	0.779	17:03:32.322
11 -	33.055	22.635	55.690	78.08	0.797	17:04:28.012

BMCRC - MRO Championships 2024 - Rnd 7 @ Brands Hatch Indy

BMCRC Formula 400 & GP Originals

RACE 20 - SECTOR ANALYSIS



SECTOR 1 = FL to I1, SECTOR 2 = I1 to FL, DIFF = Difference To Personal Best Lap, P = Crossed Finish Line in Pit Lane, D = Time Disallowed

P17 90 F400_S Steve RAPA			Honda RVF400 (BRUCE) - My Own Fair Hands			
IDEAL LAP TIME : 55.611		BEST LAP TIME : 55.677		DIFFERENCE : 0.066		
LAP	SECTOR 1	SECTOR 2	LAP TIME	MPH	DIFF	TIME OF DAY
1 -		22.648	1:32.899	46.80	37.222	16:55:15.145
2 -	33.349	22.486	55.835 (3)	77.88	0.158	16:56:10.980
3 -	33.415	22.262	55.677 (1)	78.10		16:57:06.657
4 -	33.671	22.304	55.975	77.68	0.298	16:58:02.632
5 -	33.366	22.341	55.707 (2)	78.06	0.030	16:58:58.339
6 -	33.948	22.566	56.514	76.94	0.837	16:59:54.853
7 -	33.728	22.504	56.232	77.33	0.555	17:00:51.085
8 -	33.563	22.661	56.224	77.34	0.547	17:01:47.309
9 -	34.541	22.621	57.162	76.07	1.485	17:02:44.471
10 -	33.675	22.636	56.311	77.22	0.634	17:03:40.782
11 -	33.762	22.771	56.533	76.92	0.856	17:04:37.315

P18 301 350cc Stuart RANKIN (M)			Maxton TZ350 -			
IDEAL LAP TIME : 58.611		BEST LAP TIME : 58.611		DIFFERENCE : 0.000		
LAP	SECTOR 1	SECTOR 2	LAP TIME	MPH	DIFF	TIME OF DAY
1 -		23.373	1:05.986	65.90	7.375	16:54:48.232
2 -	35.492	23.119	58.611 (1)	74.19		16:55:46.843
3 -	35.658	23.512	59.170 (2)	73.49	0.559	16:56:46.013
4 -	35.706	23.583	59.289 (3)	73.34	0.678	16:57:45.302
5 -	35.943	23.446	59.389	73.22	0.778	16:58:44.691
6 -	37.165	23.461	1:00.626	71.72	2.015	16:59:45.317
7 -	35.854	24.134	59.988	72.49	1.377	17:00:45.305
8 -	36.853	24.031	1:00.884	71.42	2.273	17:01:46.189
9 -	36.430	24.577	1:01.007	71.28	2.396	17:02:47.196
10 -	37.126	24.861	1:01.987	70.15	3.376	17:03:49.183
11 -	36.731	24.294	1:01.025	71.25	2.414	17:04:50.208

P19 55 F400_S/F Magnus MANSON-CHUBB			Kawasaki ZXR400L -			
IDEAL LAP TIME : 56.560		BEST LAP TIME : 57.027		DIFFERENCE : 0.467		
LAP	SECTOR 1	SECTOR 2	LAP TIME	MPH	DIFF	TIME OF DAY
1 -		22.607	1:33.713	46.40	36.686	16:55:15.959
2 -	33.953	23.074	57.027 (1)	76.25		16:56:12.986
3 -	34.358	22.739	57.097 (2)	76.16	0.070	16:57:10.083
4 -	34.790	22.869	57.659	75.41	0.632	16:58:07.742
5 -	34.476	22.660	57.136 (3)	76.10	0.109	16:59:04.878
6 -	34.522	22.854	57.376	75.79	0.349	17:00:02.254
7 -	34.596	24.683	59.279	73.35	2.252	17:01:01.533
8 -	34.798	22.922	57.720	75.33	0.693	17:01:59.253
9 -	34.509	23.100	57.609	75.48	0.582	17:02:56.862
10 -	35.042	23.377	58.419	74.43	1.392	17:03:55.281
11 -	34.897	23.156	58.053	74.90	1.026	17:04:53.334

P20 97 350cc Andrew TAYLOR			Yamaha TZ350 - J B Taylor construction			
IDEAL LAP TIME : 52.413		BEST LAP TIME : 52.581		DIFFERENCE : 0.168		
LAP	SECTOR 1	SECTOR 2	LAP TIME	MPH	DIFF	TIME OF DAY
1 -			58.922	73.80	6.341	16:54:41.168
2 -	31.874	21.333	53.207	81.72	0.626	16:55:34.375
3 -	31.630	21.639	53.269	81.63	0.688	16:56:27.644
4 -	37.438	22.041	59.479	73.11	6.898	16:57:27.123
5 -	33.155	22.132	55.287	78.65	2.706	16:58:22.410
6 -	32.422	21.145	53.567	81.18	0.986	16:59:15.977
7 -	31.645	21.063	52.708 (3)	82.50	0.127	17:00:08.685
8 -	31.738	21.219	52.957	82.11	0.376	17:01:01.642
9 -	31.470	21.111	52.581 (1)	82.70		17:01:54.223
10 -	31.350	21.322	52.672 (2)	82.56	0.091	17:02:46.895

BMCRC - MRO Championships 2024 - Rnd 7 @ Brands Hatch Indy

BMCRC Formula 400 & GP Originals

RACE 20 - SECTOR ANALYSIS



SECTOR 1 = FL to I1, SECTOR 2 = I1 to FL, DIFF = Difference To Personal Best Lap, P = Crossed Finish Line in Pit Lane, D = Time Disallowed

P21	59	350cc	Spike SHELDON (M)	Yamaha TZ350 -		
IDEAL LAP TIME : 1:03.888		BEST LAP TIME :		DIFFERENCE :		
LAP	SECTOR 1	SECTOR 2	LAP TIME	MPH	DIFF	TIME OF DAY
1 -		25.940	1:09.485	62.58		16:54:51.731

BMCRC - MRO Championships 2024 - Rnd 7 @ Brands Hatch Indy

BMCRC Formula 400 & GP Originals

RACE 20 - BEST SECTORS

SECTOR 1			SECTOR 2			IDEAL / BEST COMPARISON						
POS	NO	NAME	TIME	NO	NAME	TIME	POS	NO	NAME	IDEAL	BEST	DIFF
									PERFECT LAP	51.409		
1	133	LINDEMANN	30.576	16	LAYTON	20.833	1	133	LINDEMANN	51.455	51.455	0.000
2	16	LAYTON	30.798	1	ATKINSON	20.876	2	16	LAYTON	51.631	51.631	0.000
3	1	ATKINSON	31.126	133	LINDEMANN	20.879	3	1	ATKINSON	52.002	52.002	0.000
4	45	MACKENZIE	31.326	25	SMITH	21.047	4	97	TAYLOR	52.413	52.581	0.168
5	97	TAYLOR	31.350	155	CHAPMAN (M)	21.048	5	45	MACKENZIE	52.501	52.656	0.155
6	2	GILL	31.396	97	TAYLOR	21.063	6	2	GILL	52.548	52.679	0.131
7	25	SMITH	31.557	2	GILL	21.152	7	25	SMITH	52.604	53.019	0.415
8	155	CHAPMAN (M)	31.608	45	MACKENZIE	21.175	8	155	CHAPMAN (M)	52.656	52.749	0.093
9	62	WAINWRIGHT	31.643	62	WAINWRIGHT	21.275	9	62	WAINWRIGHT	52.918	53.105	0.187
10	142	BOLSOVER (M)	32.115	27	LINTON (M)	21.514	10	142	BOLSOVER (M)	53.762	53.938	0.176
11	27	LINTON (M)	32.258	142	BOLSOVER (M)	21.647	11	27	LINTON (M)	53.772	54.021	0.249
12	9	PERRY	32.329	38	HIGGINS	21.811	12	38	HIGGINS	54.435	54.531	0.096
13	26	LEE	32.589	9	PERRY	22.108	13	9	PERRY	54.437	54.539	0.102
14	38	HIGGINS	32.624	26	LEE	22.110	14	26	LEE	54.699	54.893	0.194
15	90	RAPA	33.349	88	EDGE (M)	22.116	15	90	RAPA	55.611	55.677	0.066
16	88	EDGE (M)	33.595	90	RAPA	22.262	16	88	EDGE (M)	55.711	55.960	0.249
17	55	MANSON-CHUBB	33.953	55	MANSON-CHUBB	22.607	17	55	MANSON-CHUBB	56.560	57.027	0.467
18	301	RANKIN (M)	35.492	301	RANKIN (M)	23.119	18	301	RANKIN (M)	58.611	58.611	0.000
19	59	SHELDON (M)	37.948	59	SHELDON (M)	25.940	19	59	SHELDON (M)	1:03.888		
20							20	50	THOMAS		53.503	
21							21	81	SIMS		54.429	
22												

BMCRC - MRO Championships 2024 - Rnd 7 @ Brands Hatch Indy

BMCRC Formula 400 & GP Originals

RACE 20 - STATISTICS

Competitors Started	22
Planned Start	2024-09-22 @ 16:57:00.000
Actual Start	2024-09-22 @ 16:53:42.245
Finish Time	2024-09-22 @ 17:04:21.400
Track Length	1.2079mi.
Total Laps	233
Total Distance Covered	281.4513mi.

Session Fastest Lap History

NO	CL	NAME	LAP TIME	TIME OF DAY	LAP	VEHICLE
1	350cc	Phil ATKINSON	52.901	16:55:33.365	2	Yamaha TZ350
1	350cc	Phil ATKINSON	52.253	16:56:25.618	3	Yamaha TZ350
1	350cc	Phil ATKINSON	52.002	16:57:17.620	4	Yamaha TZ350
133	F400	David LINDEMANN	51.746	17:00:29.708	7	Kawasaki ZX4R
133	F400	David LINDEMANN	51.455	17:01:21.163	8	Kawasaki ZX4R

Session Leader History

NO	CL	NAME	FROM LAP	LAPS LED	DISTANCE	VEHICLE
1	350cc	Phil ATKINSON	1	12	14.49 miles	Yamaha TZ350

Flag History

TYPE	TIME OF DAY
GREEN	16:53:42.245
FINISH	17:04:21.400

Flag Statistics

TYPE	COUNT	TOTAL LAPS	TOTAL TIME
Green	1	12	11:34.716
Red	0	0	0.000
Safety Car	0	0	0.000
FCY	0	0	0.000

BMCRC - MRO Championships 2024 - Rnd 7 @ Brands Hatch Indy

BMCRC Formula 400 & GP Originals

RACE 20 - STATISTICS

CLASS : F400_S

3 Starters

Fastest Lap History

NO	NAME	LAP TIME	TIME OF DAY	LAP	VEHICLE
26	Damian LEE	54.932	16:56:09.166	2	Yamaha TZR250
9	Kobe PERRY	54.718	16:58:02.075	4	Kawasaki NINJA
9	Kobe PERRY	54.539	16:59:51.694	6	Kawasaki NINJA

Leader History

NO	NAME	FROM LAP	LAPS LED	DISTANCE	VEHICLE
26	Damian LEE	1	9	10.87 miles	Yamaha TZR250
9	Kobe PERRY	10	2	2.41 miles	Kawasaki NINJA

BMCRC - MRO Championships 2024 - Rnd 7 @ Brands Hatch Indy

BMCRC Formula 400 & GP Originals

RACE 20 - STATISTICS

CLASS : F400_S/R

2 Starters

Fastest Lap History

NO	NAME	LAP TIME	TIME OF DAY	LAP	VEHICLE
81	Ollie SIMS	55.773	16:56:11.693	2	Kawasaki NINJA 400
81	Ollie SIMS	55.701	16:57:07.394	3	Kawasaki NINJA 400
81	Ollie SIMS	55.510	16:58:02.904	4	Kawasaki NINJA 400
81	Ollie SIMS	54.906	16:58:57.810	5	Kawasaki NINJA 400
81	Ollie SIMS	54.692	16:59:52.502	6	Kawasaki NINJA 400
81	Ollie SIMS	54.592	17:00:47.094	7	Kawasaki NINJA 400
81	Ollie SIMS	54.429	17:02:36.941	9	Kawasaki NINJA 400

Leader History

NO	NAME	FROM LAP	LAPS LED	DISTANCE	VEHICLE
81	Ollie SIMS	1	11	13.28 miles	Kawasaki NINJA 400

BMCRC - MRO Championships 2024 - Rnd 7 @ Brands Hatch Indy

BMCRC Formula 400 & GP Originals

RACE 20 - STATISTICS

CLASS : 250cc

2 Starters

Fastest Lap History

NO	NAME	LAP TIME	TIME OF DAY	LAP	VEHICLE
50	George THOMAS	54.173	16:55:36.066	2	Yamaha TZ350G
50	George THOMAS	54.024	16:56:30.090	3	Yamaha TZ350G
50	George THOMAS	53.503	17:00:06.209	7	Yamaha TZ350G

Leader History

NO	NAME	FROM LAP	LAPS LED	DISTANCE	VEHICLE
50	George THOMAS	1	12	14.49 miles	Yamaha TZ350G

BMCRC - MRO Championships 2024 - Rnd 7 @ Brands Hatch Indy

BMCRC Formula 400 & GP Originals

RACE 20 - STATISTICS

CLASS : 350cc

9 Starters

Fastest Lap History

NO	NAME	LAP TIME	TIME OF DAY	LAP	VEHICLE
1	Phil ATKINSON	52.901	16:55:33.365	2	Yamaha TZ350
1	Phil ATKINSON	52.253	16:56:25.618	3	Yamaha TZ350
1	Phil ATKINSON	52.002	16:57:17.620	4	Yamaha TZ350

Leader History

NO	NAME	FROM LAP	LAPS LED	DISTANCE	VEHICLE
1	Phil ATKINSON	1	12	14.49 miles	Yamaha TZ350

BMCRC - MRO Championships 2024 - Rnd 7 @ Brands Hatch Indy

BMCRC Formula 400 & GP Originals

RACE 20 - STATISTICS

CLASS : F400

6 Starters

Fastest Lap History

NO	NAME	LAP TIME	TIME OF DAY	LAP	VEHICLE
25	Haydon SMITH	53.719	16:56:04.755	2	Kawasaki ZXR400
16	Aleisha LAYTON	53.304	16:56:04.795	2	Kawasaki NINJA 400
45	Marley MACKENZIE	53.121	16:56:58.883	3	Kawasaki NINJA
16	Aleisha LAYTON	53.017	16:57:51.453	4	Kawasaki NINJA 400
133	David LINDEMANN	52.617	16:57:51.559	4	Kawasaki ZX4R
133	David LINDEMANN	51.746	17:00:29.708	7	Kawasaki ZX4R
133	David LINDEMANN	51.455	17:01:21.163	8	Kawasaki ZX4R

Leader History

NO	NAME	FROM LAP	LAPS LED	DISTANCE	VEHICLE
25	Haydon SMITH	1	2	2.41 miles	Kawasaki ZXR400
16	Aleisha LAYTON	3	4	4.83 miles	Kawasaki NINJA 400
133	David LINDEMANN	7	6	7.24 miles	Kawasaki ZX4R